

School Calendar Survey - Parents

Summary by Board District

Question 1: In your opinion, the school year should start:

41,345 Survey Responses from Parents

		Count:						Percentage:					
	Total	Early August	Mid-August	Late August	After Labor Day	Doesn't matter to me	Blank	Early August	Mid-August	Late August	After Labor Day	Doesn't matter to me	Blank
All Parents	41,345	8,889	7,794	7,975	13,212	3,421	54	21%	19%	19%	32%	8%	0%
Board District 1	4,447	1,044	844	822	1,342	390	5	23%	19%	18%	30%	9%	0%
Early Ed	19	0	1	5	12	1	0	0%	5%	26%	63%	5%	0%
Elementary	2,687	712	484	472	762	254	3	26%	18%	18%	28%	9%	0%
Middle	388	60	57	76	153	42	0	15%	15%	20%	39%	11%	0%
Senior	887	210	178	166	259	73	1	24%	20%	19%	29%	8%	0%
Span	466	62	124	103	156	20	1	13%	27%	22%	33%	4%	0%
Board District 2	6,122	2,015	1,372	987	1,187	559	2	33%	22%	16%	19%	9%	0%
Early Ed	65	13	13	10	20	8	1	20%	20%	15%	31%	12%	2%
Elementary	3,306	1,176	739	504	604	283	0	36%	22%	15%	18%	9%	0%
Middle	348	79	71	61	91	46	0	23%	20%	18%	26%	13%	0%
Senior	1,961	626	459	340	370	166	0	32%	23%	17%	19%	8%	0%
Span	442	121	90	72	102	56	1	27%	20%	16%	23%	13%	0%
Board District 3	7,041	990	1,280	1,498	2,780	480	13	14%	18%	21%	39%	7%	0%
Early Ed	40	9	2	7	16	6	0	23%	5%	18%	40%	15%	0%
Elementary	3,708	543	679	793	1,448	237	8	15%	18%	21%	39%	6%	0%
Middle	1,551	137	231	346	727	107	3	9%	15%	22%	47%	7%	0%
Senior	1,199	246	270	234	340	108	1	21%	23%	20%	28%	9%	0%
Span	543	55	98	118	249	22	1	10%	18%	22%	46%	4%	0%

Percentages are rounded to the nearest whole number and may not add up to 100%.

School Calendar Survey - Parents

Summary by Board District

Question 1: In your opinion, the school year should start:
41,345 Survey Responses from Parents

Count:

	Total	Early August	Mid-August	Late August	After Labor Day	Doesn't matter to me	Blank
Board District 4	6,268	625	838	1,546	2,859	380	20
Early Ed	31	3	4	7	9	8	0
Elementary	4,007	343	524	1,030	1,881	216	13
Middle	1,127	74	136	275	573	67	2
Senior	942	189	160	199	315	76	3
Span	161	16	14	35	81	13	2
Board District 5	5,633	1,395	1,146	1,078	1,537	473	4
Early Ed	56	5	10	9	26	6	0
Elementary	3,212	859	638	594	860	258	3
Middle	521	67	94	106	213	41	0
Senior	1,316	363	313	267	256	116	1
Span	528	101	91	102	182	52	0
Board District 6	5,367	1,478	1,132	989	1,292	469	7
Early Ed	70	16	12	20	19	3	0
Elementary	3,149	917	684	540	735	270	3
Middle	391	82	47	75	145	40	2
Senior	1,589	422	354	324	348	140	1
Span	168	41	35	30	45	16	1
Board District 7	6,467	1,342	1,182	1,055	2,215	670	3
Early Ed	86	21	11	13	26	14	1
Elementary	3,756	888	735	593	1,154	386	0
Middle	837	100	117	132	396	91	1
Senior	1,532	301	272	263	550	145	1
Span	256	32	47	54	89	34	0

Percentage:

Early August	Mid-August	Late August	After Labor Day	Doesn't matter to me	Blank
10%	13%	25%	46%	6%	0%
10%	13%	23%	29%	26%	0%
9%	13%	26%	47%	5%	0%
7%	12%	24%	51%	6%	0%
20%	17%	21%	33%	8%	0%
10%	9%	22%	50%	8%	1%
25%	20%	19%	27%	8%	0%
9%	18%	16%	46%	11%	0%
27%	20%	18%	27%	8%	0%
13%	18%	20%	41%	8%	0%
28%	24%	20%	19%	9%	0%
19%	17%	19%	34%	10%	0%
28%	21%	18%	24%	9%	0%
23%	17%	29%	27%	4%	0%
29%	22%	17%	23%	9%	0%
21%	12%	19%	37%	10%	1%
27%	22%	20%	22%	9%	0%
24%	21%	18%	27%	10%	1%
21%	18%	16%	34%	10%	0%
24%	13%	15%	30%	16%	1%
24%	20%	16%	31%	10%	0%
12%	14%	16%	47%	11%	0%
20%	18%	17%	36%	9%	0%
13%	18%	21%	35%	13%	0%

Percentages are rounded to the nearest whole number and may not add up to 100%.

School Calendar Survey - Parents

Summary by Local District

Question 1: In your opinion, the school year should start:

41,345 Survey Responses from Parents

41,223 parents associated with Local Districts; 122 parents associated with Beaudry central office are not included in the local district data below.

Count:

	Total	Early August	Mid-August	Late August	After Labor Day	Doesn't matter to me	Blank
All Parents	41,345	8,889	7,794	7,975	13,212	3,421	54
LD Central	6,562	2,055	1,315	1,055	1,540	591	6
Early Ed	64	12	11	13	17	11	0
Elementary	3,770	1,309	742	565	822	328	4
Middle	474	72	72	90	196	44	0
Senior	1,530	508	346	262	272	141	1
Span	724	154	144	125	233	67	1
LD East	5,914	1,664	1,347	1,094	1,300	508	1
Early Ed	68	7	16	8	29	7	1
Elementary	3,099	935	698	553	665	248	0
Middle	445	86	97	80	134	48	0
Senior	1,920	541	468	377	380	154	0
Span	382	95	68	76	92	51	0
LD Northeast	6,338	1,400	1,236	1,266	1,934	492	10
Early Ed	56	15	7	15	14	5	0
Elementary	3,546	806	708	676	1,090	261	5
Middle	871	109	109	196	389	66	2
Senior	1,682	424	373	347	392	144	2
Span	183	46	39	32	49	16	1

Percentage:

	Early August	Mid-August	Late August	After Labor Day	Doesn't matter to me	Blank
All Parents	21%	19%	19%	32%	8%	0%
LD Central	31%	20%	16%	23%	9%	0%
Early Ed	19%	17%	20%	27%	17%	0%
Elementary	35%	20%	15%	22%	9%	0%
Middle	15%	15%	19%	41%	9%	0%
Senior	33%	23%	17%	18%	9%	0%
Span	21%	20%	17%	32%	9%	0%
LD East	28%	23%	18%	22%	9%	0%
Early Ed	10%	24%	12%	43%	10%	1%
Elementary	30%	23%	18%	21%	8%	0%
Middle	19%	22%	18%	30%	11%	0%
Senior	28%	24%	20%	20%	8%	0%
Span	25%	18%	20%	24%	13%	0%
LD Northeast	22%	20%	20%	31%	8%	0%
Early Ed	27%	13%	27%	25%	9%	0%
Elementary	23%	20%	19%	31%	7%	0%
Middle	13%	13%	23%	45%	8%	0%
Senior	25%	22%	21%	23%	9%	0%
Span	25%	21%	17%	27%	9%	1%

Percentages are rounded to the nearest whole number and may not add up to 100%.

School Calendar Survey - Parents

Summary by Local District

Question 1: In your opinion, the school year should start:

41,345 Survey Responses from Parents

41,223 parents associated with Local Districts; 122 parents associated with Beaudry central office are not included in the local district data below.

Count:

	Total	Early August	Mid-August	Late August	After Labor Day	Doesn't matter to me	Blank
LD Northwest	7,353	1,171	1,351	1,561	2,719	535	16
Early Ed	33	5	8	7	12	1	0
Elementary	4,124	717	769	878	1,462	288	10
Middle	1,311	135	202	284	590	97	3
Senior	1,262	261	270	249	360	121	1
Span	623	53	102	143	295	28	2
LD South	6,331	1,248	1,148	1,070	2,212	650	3
Early Ed	75	13	6	13	30	12	1
Elementary	3,711	828	723	619	1,166	375	0
Middle	810	92	114	131	383	89	1
Senior	1,479	283	258	253	544	140	1
Span	256	32	47	54	89	34	0
LD West	8,725	1,335	1,380	1,905	3,455	632	18
Early Ed	64	13	4	14	23	10	0
Elementary	5,460	829	827	1,212	2,190	391	11
Middle	1,252	105	159	290	606	90	2
Senior	1,553	340	291	305	490	124	3
Span	396	48	99	84	146	17	2

Percentage:

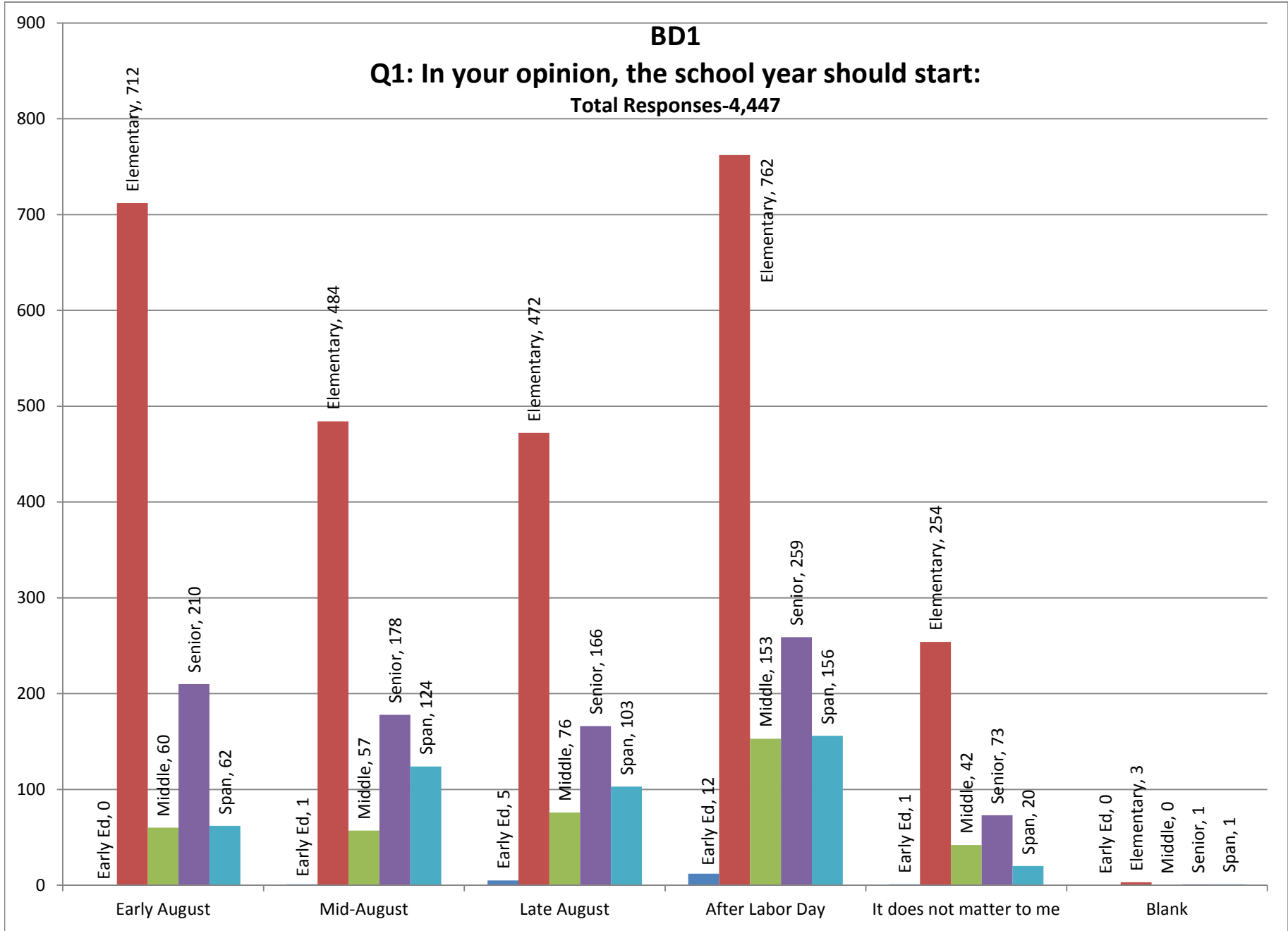
	Early August	Mid-August	Late August	After Labor Day	Doesn't matter to me	Blank
LD Northwest	16%	18%	21%	37%	7%	0%
Early Ed	15%	24%	21%	36%	3%	0%
Elementary	17%	19%	21%	35%	7%	0%
Middle	10%	15%	22%	45%	7%	0%
Senior	21%	21%	20%	29%	10%	0%
Span	9%	16%	23%	47%	4%	0%
LD South	20%	18%	17%	35%	10%	0%
Early Ed	17%	8%	17%	40%	16%	1%
Elementary	22%	19%	17%	31%	10%	0%
Middle	11%	14%	16%	47%	11%	0%
Senior	19%	17%	17%	37%	9%	0%
Span	13%	18%	21%	35%	13%	0%
LD West	15%	16%	22%	40%	7%	0%
Early Ed	20%	6%	22%	36%	16%	0%
Elementary	15%	15%	22%	40%	7%	0%
Middle	8%	13%	23%	48%	7%	0%
Senior	22%	19%	20%	32%	8%	0%
Span	12%	25%	21%	37%	4%	1%

Percentages are rounded to the nearest whole number and may not add up to 100%.

BD1

Q1: In your opinion, the school year should start:

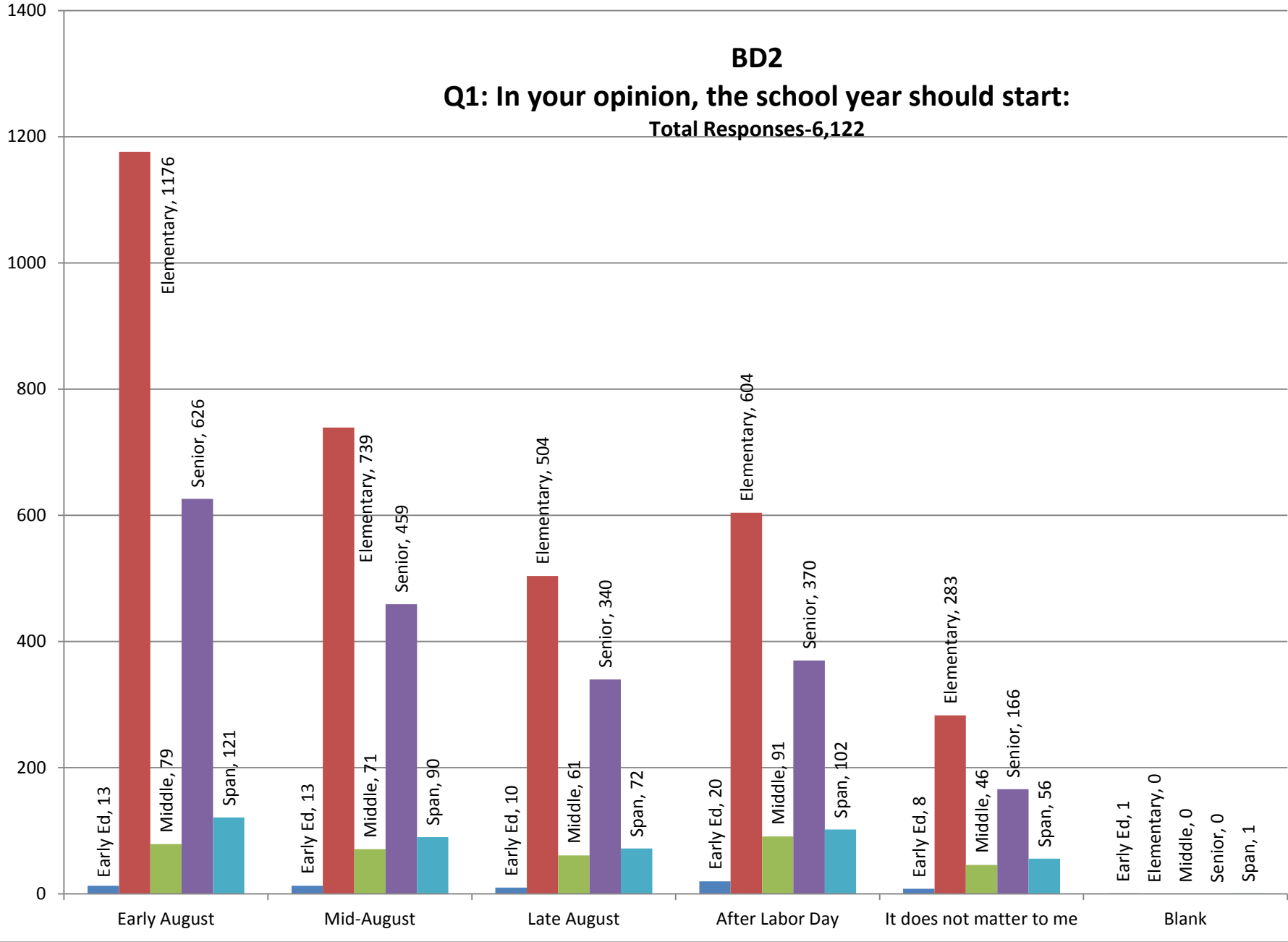
Total Responses-4,447



BD2

Q1: In your opinion, the school year should start:

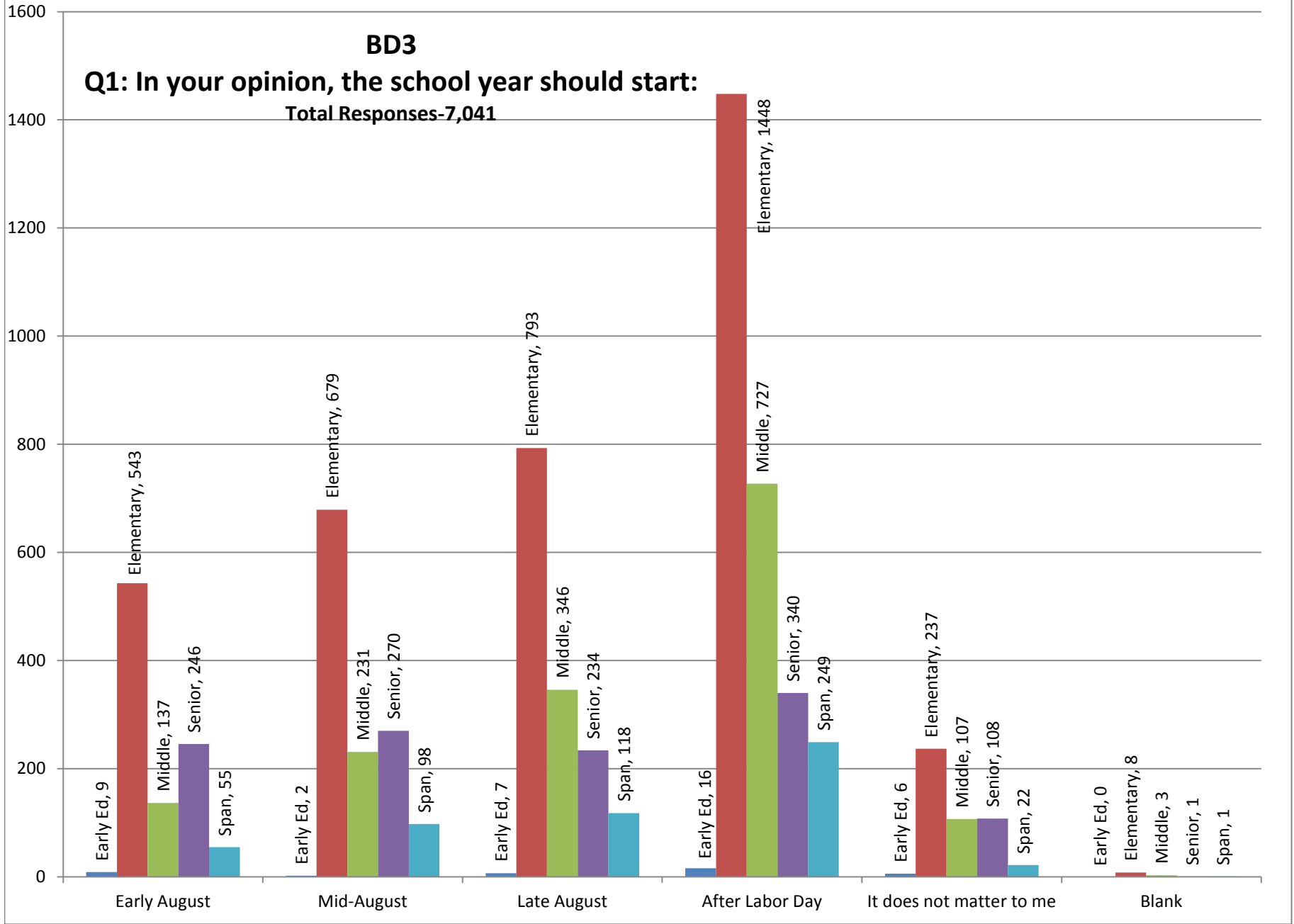
Total Responses-6,122



BD3

Q1: In your opinion, the school year should start:

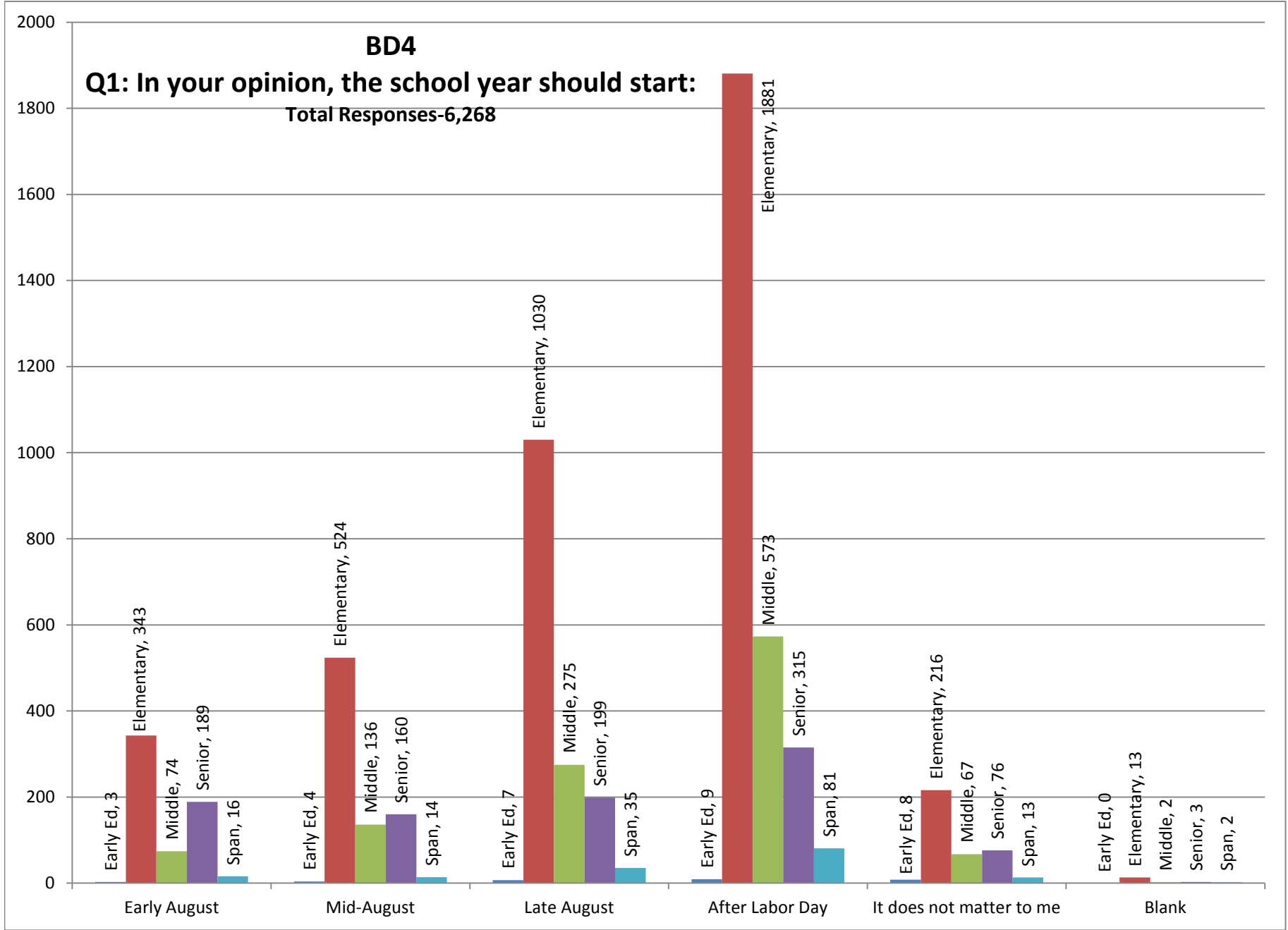
Total Responses-7,041



BD4

Q1: In your opinion, the school year should start:

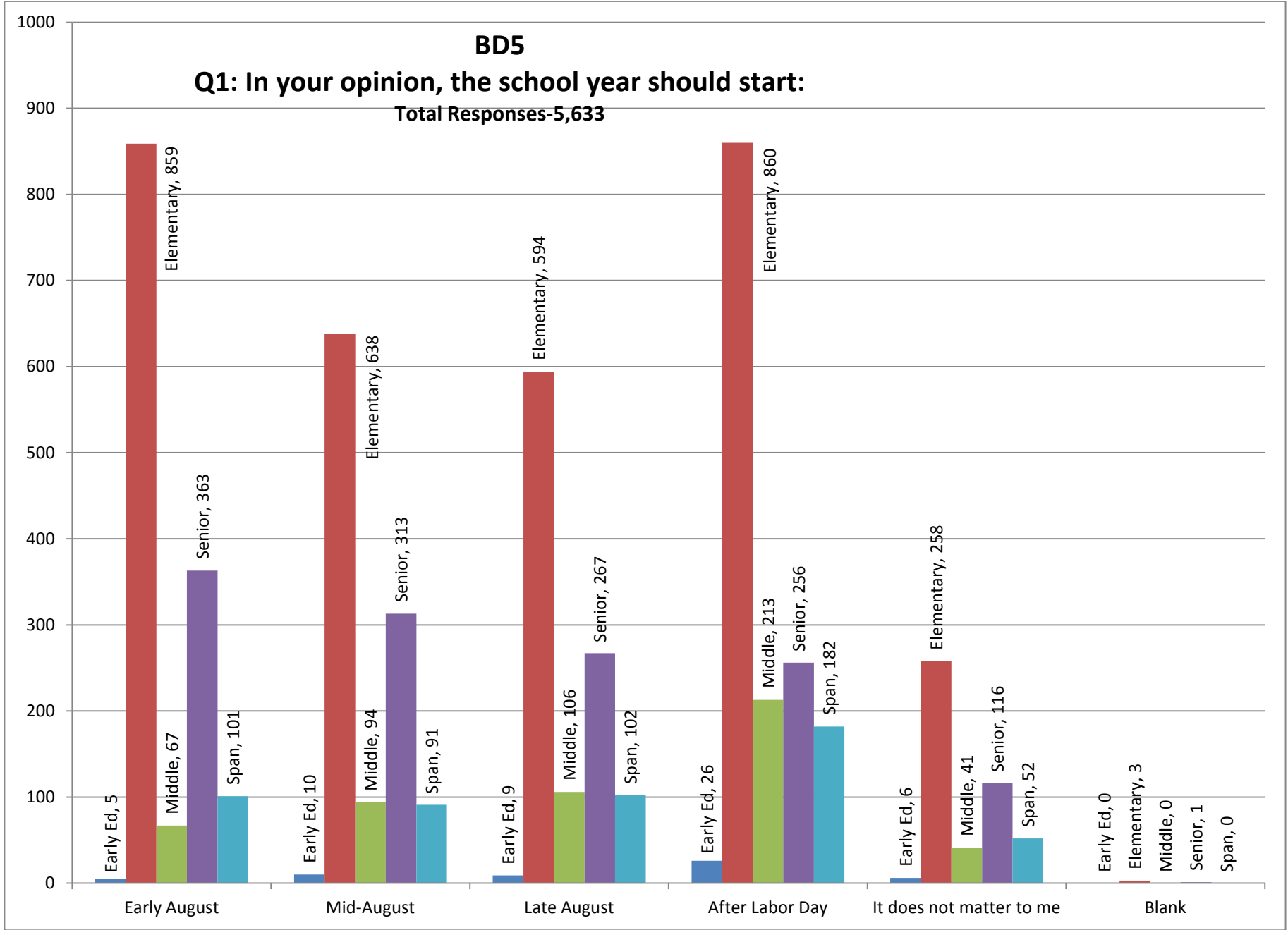
Total Responses-6,268



BD5

Q1: In your opinion, the school year should start:

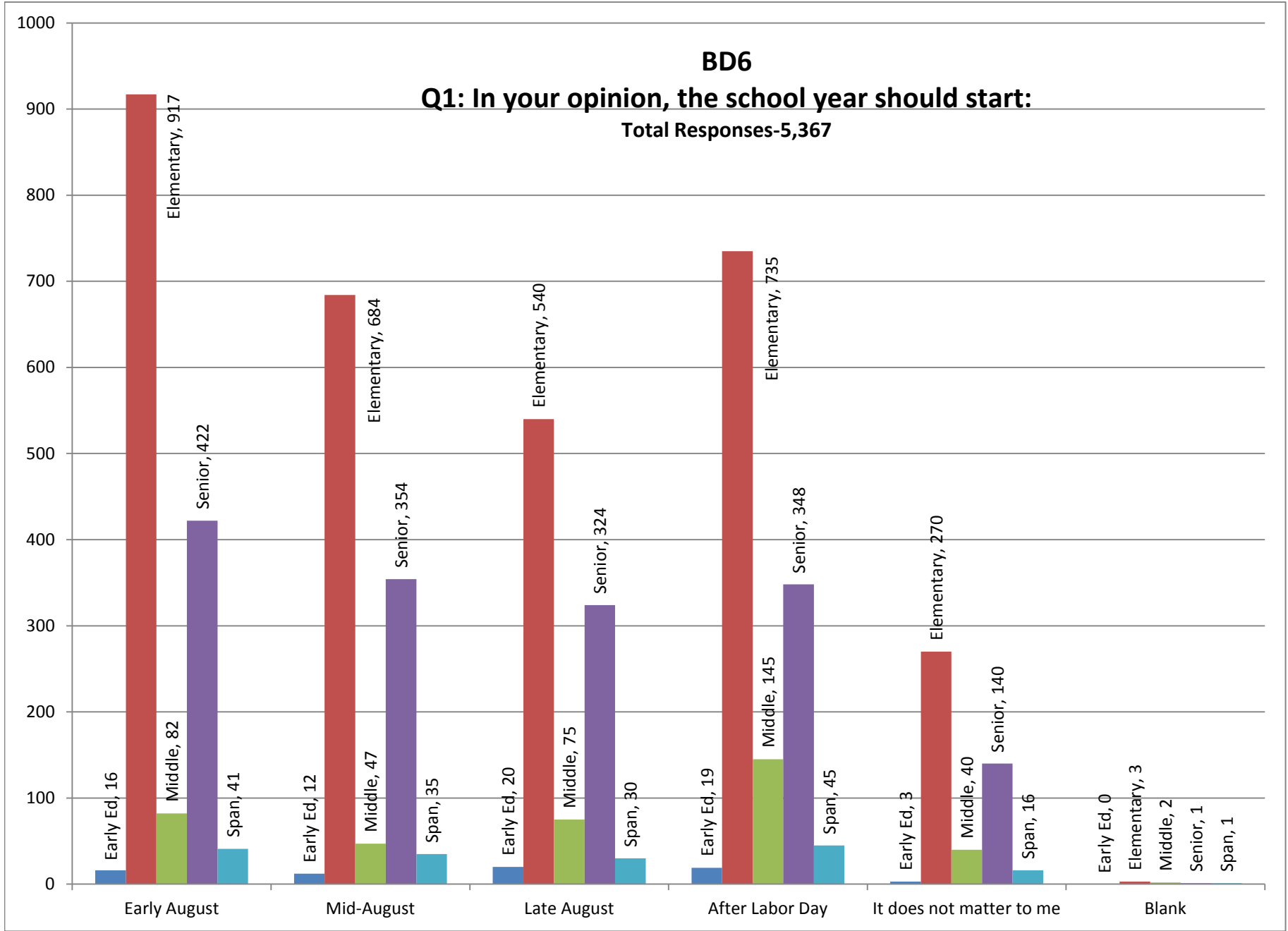
Total Responses-5,633



BD6

Q1: In your opinion, the school year should start:

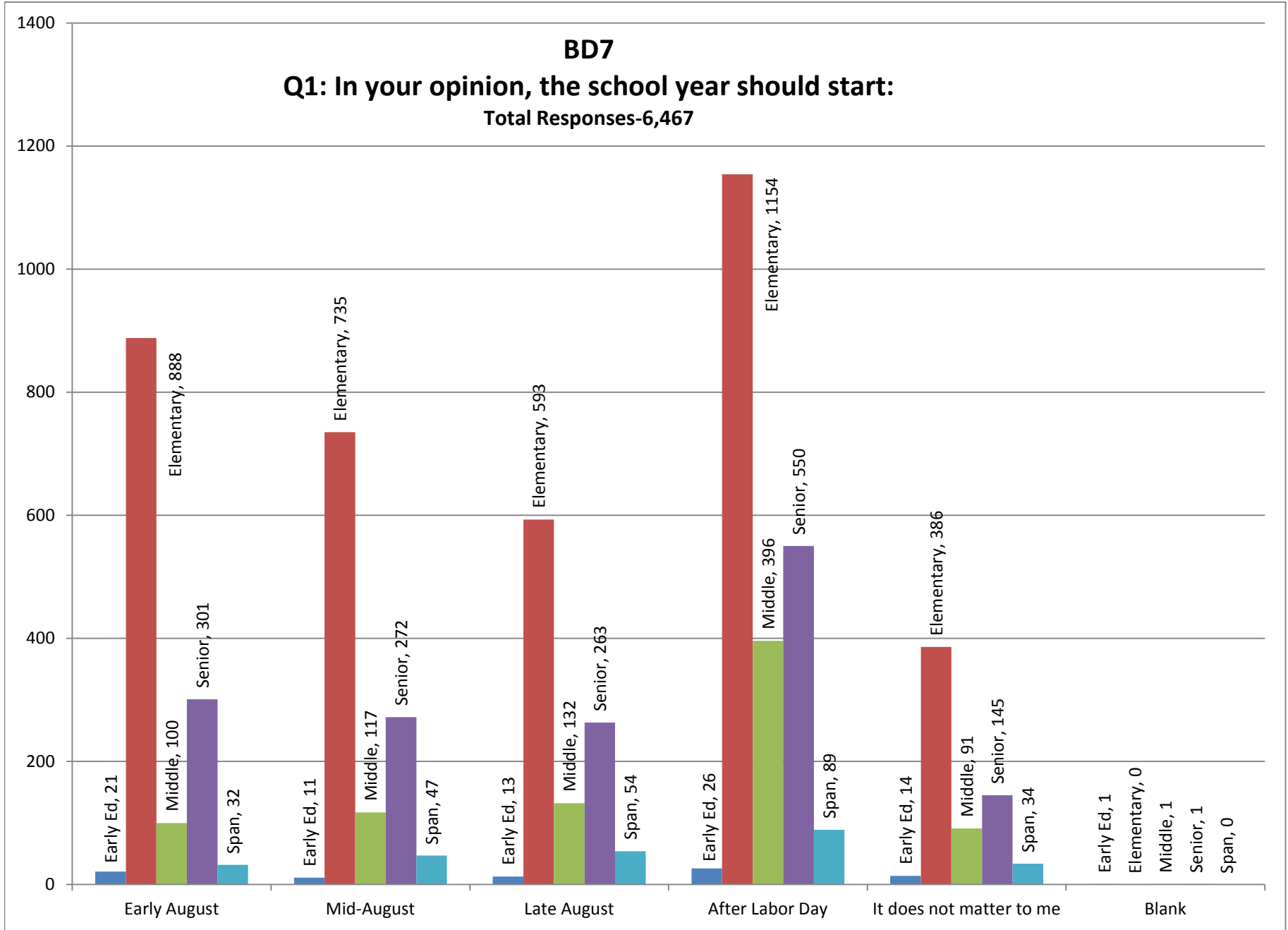
Total Responses-5,367



BD7

Q1: In your opinion, the school year should start:

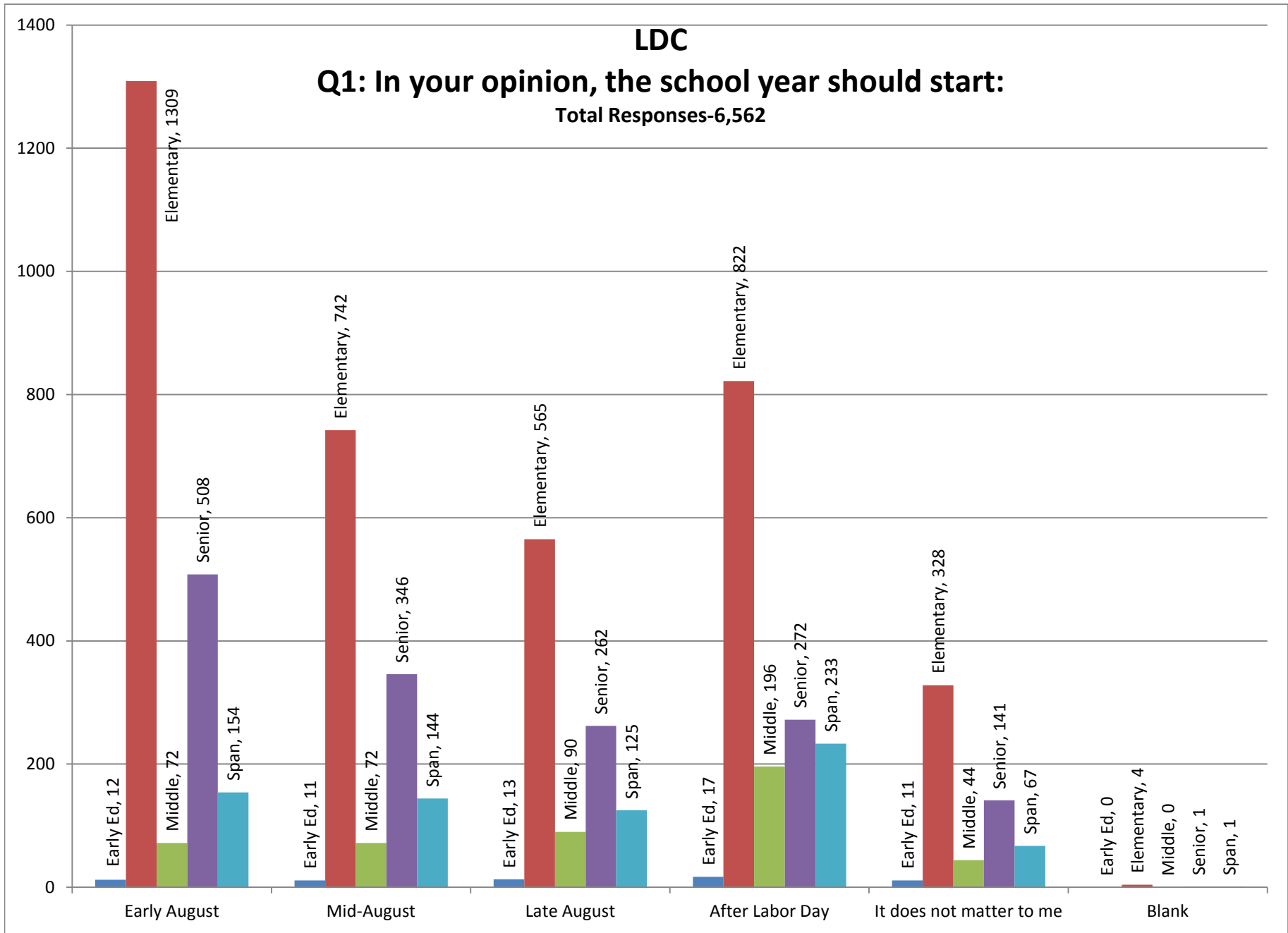
Total Responses-6,467



LDC

Q1: In your opinion, the school year should start:

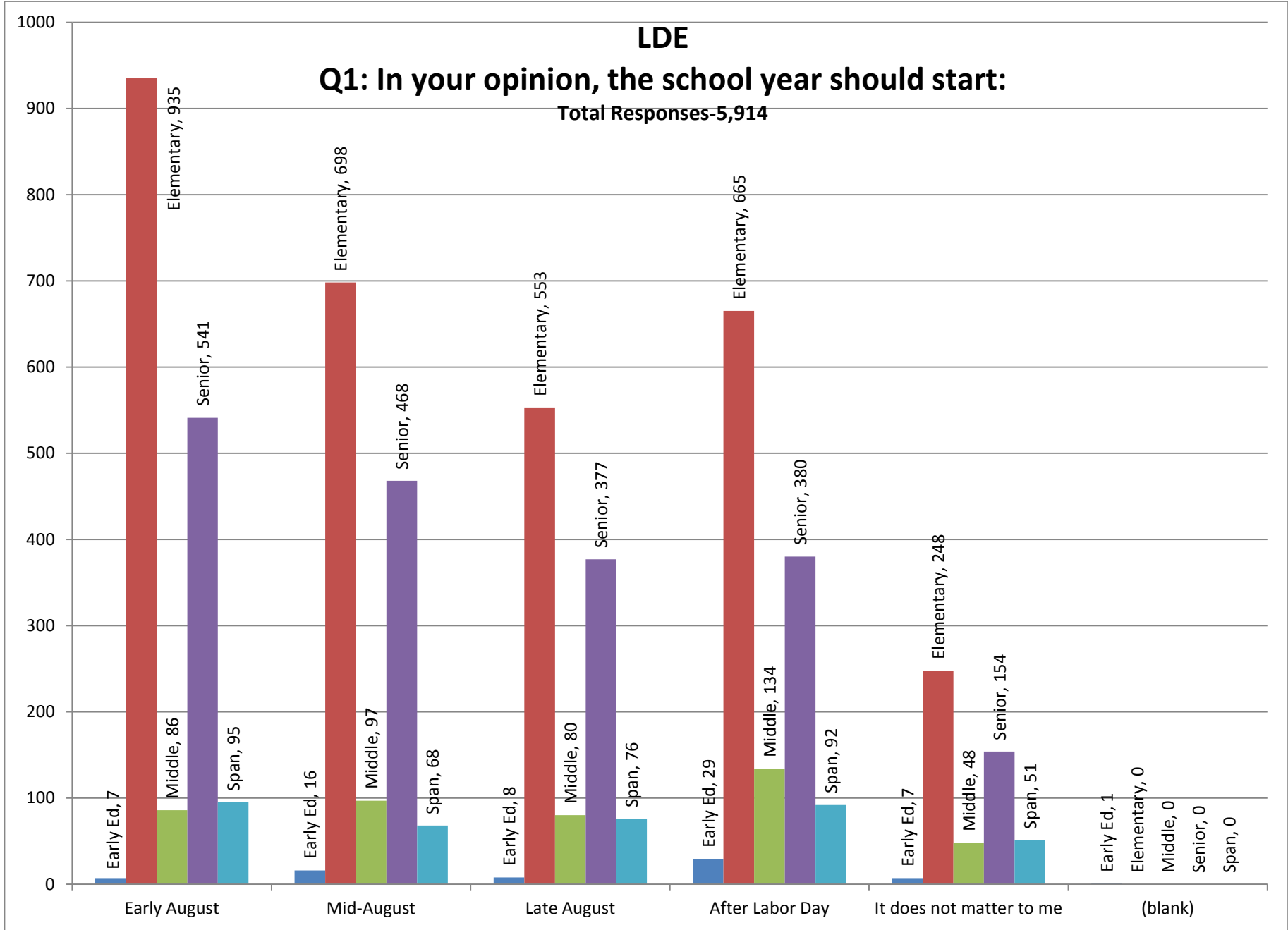
Total Responses-6,562



LDE

Q1: In your opinion, the school year should start:

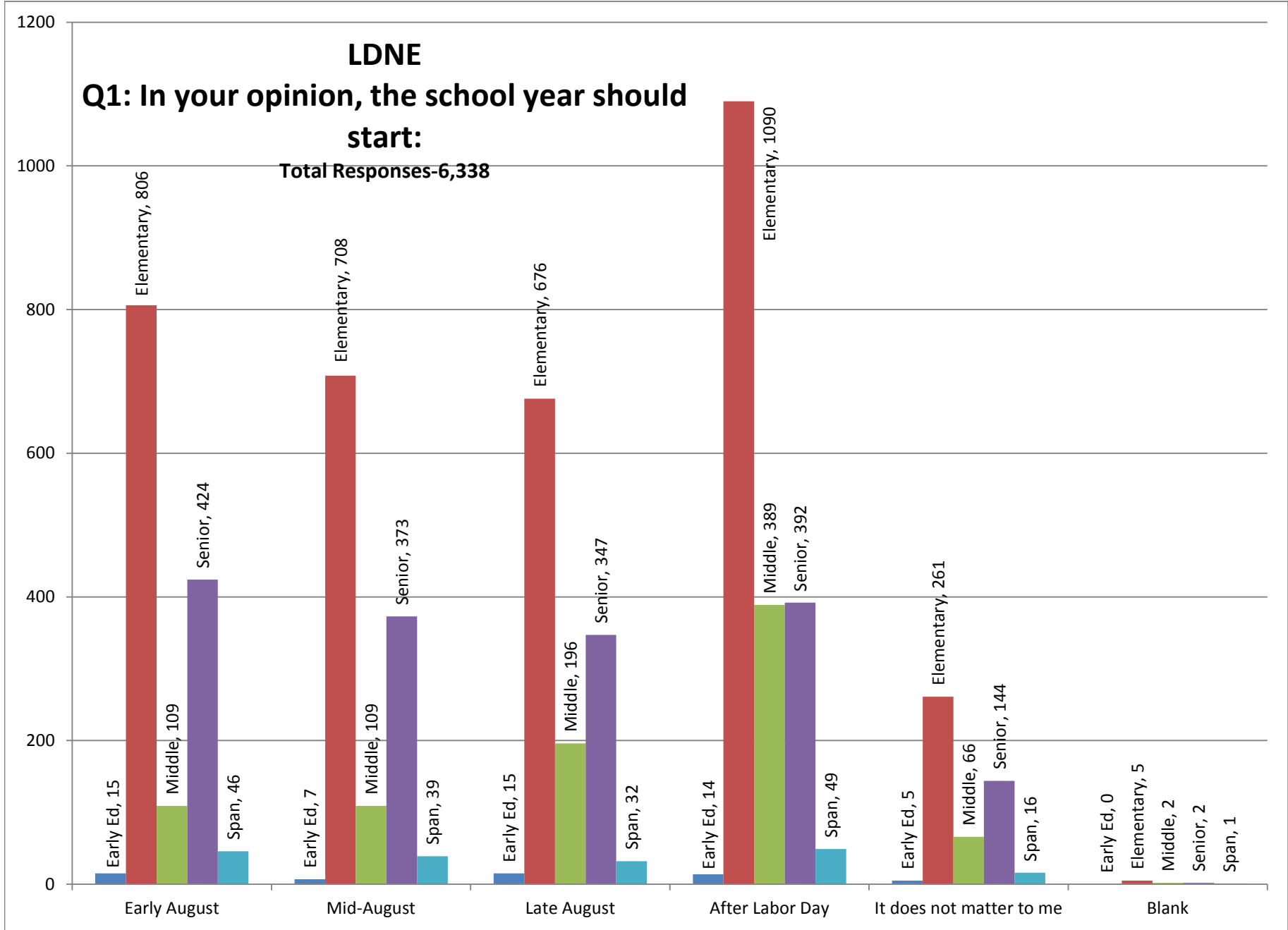
Total Responses-5,914



LDNE

Q1: In your opinion, the school year should start:

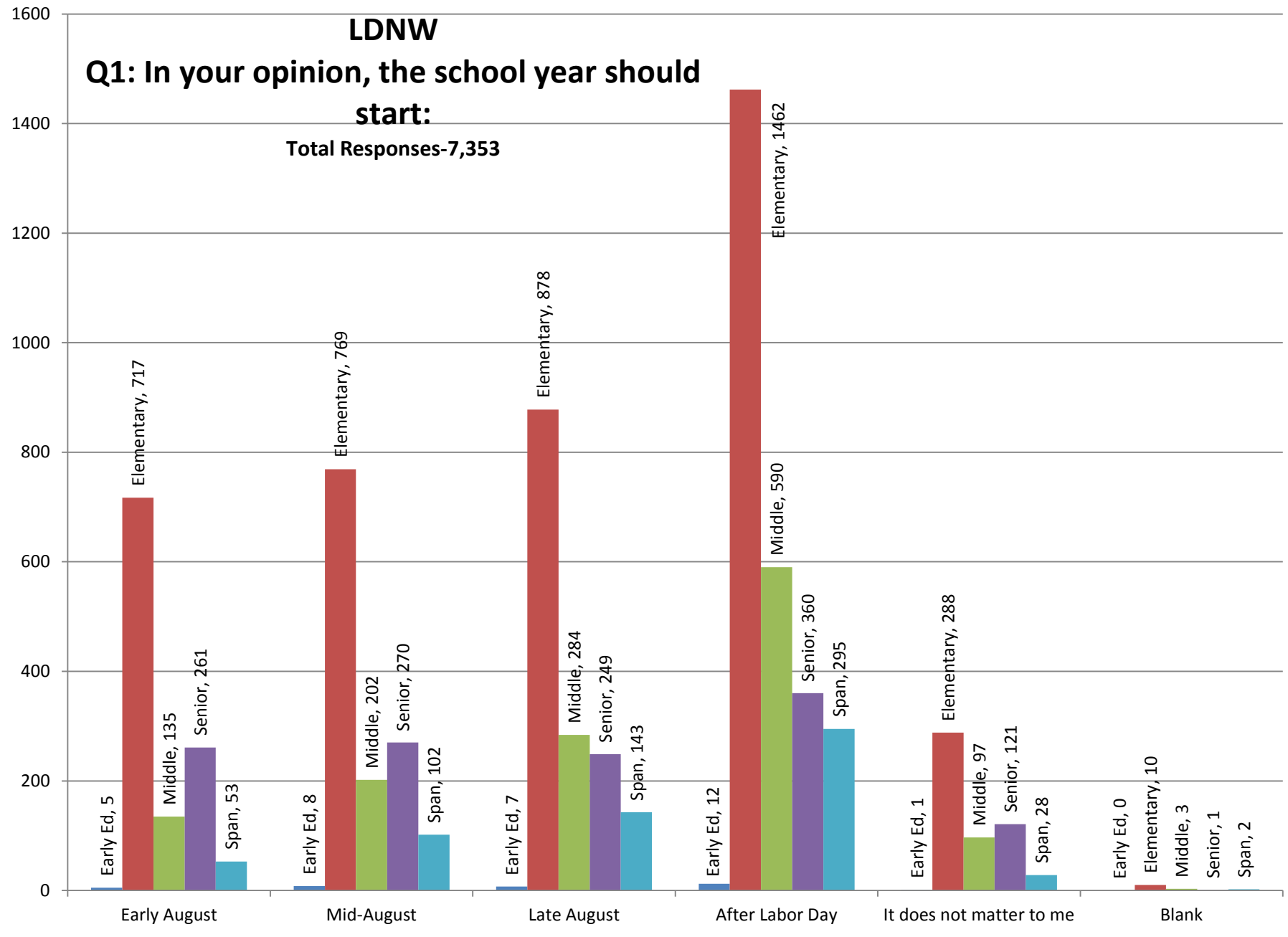
Total Responses-6,338



LDNW

Q1: In your opinion, the school year should start:

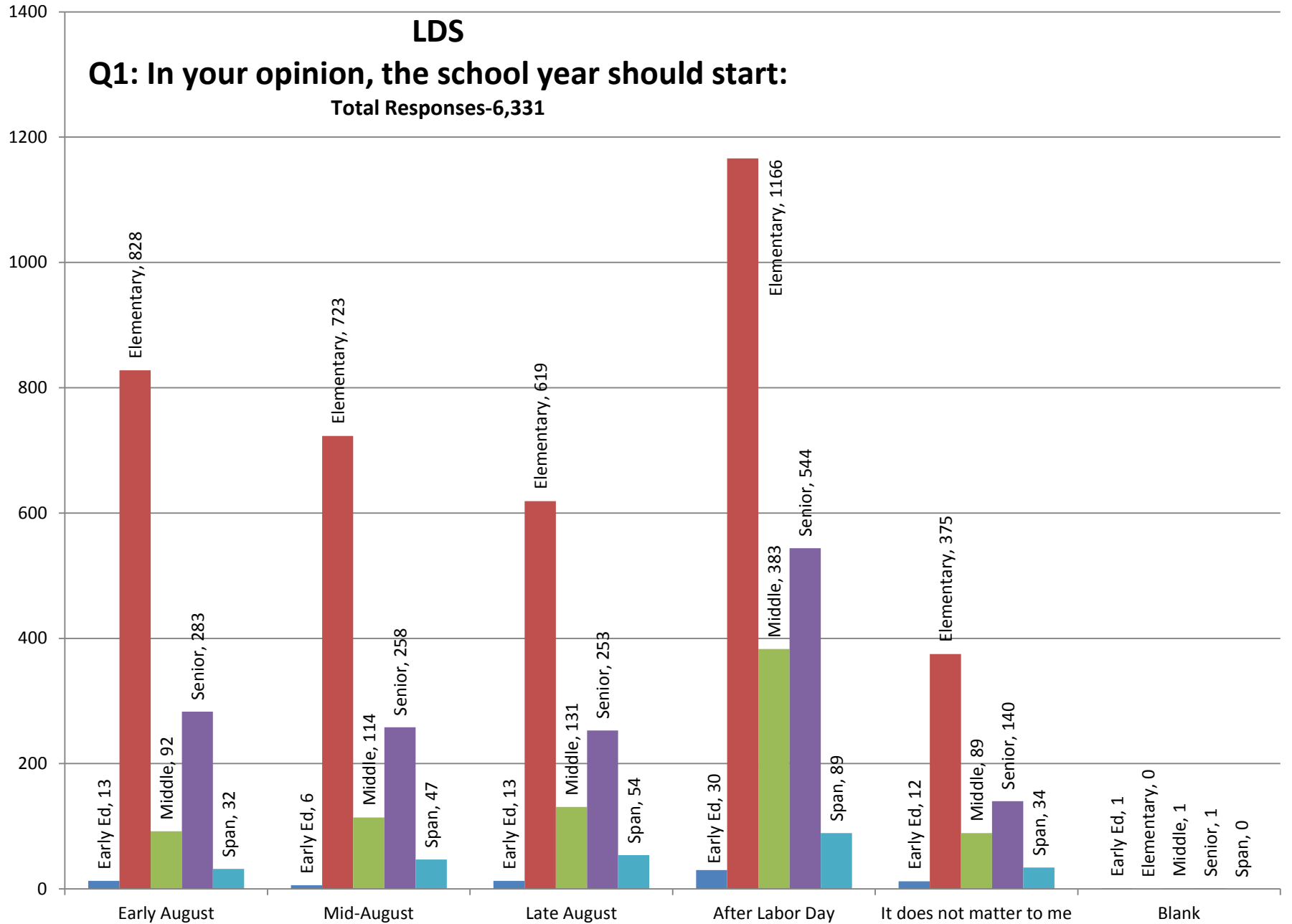
Total Responses-7,353



LDS

Q1: In your opinion, the school year should start:

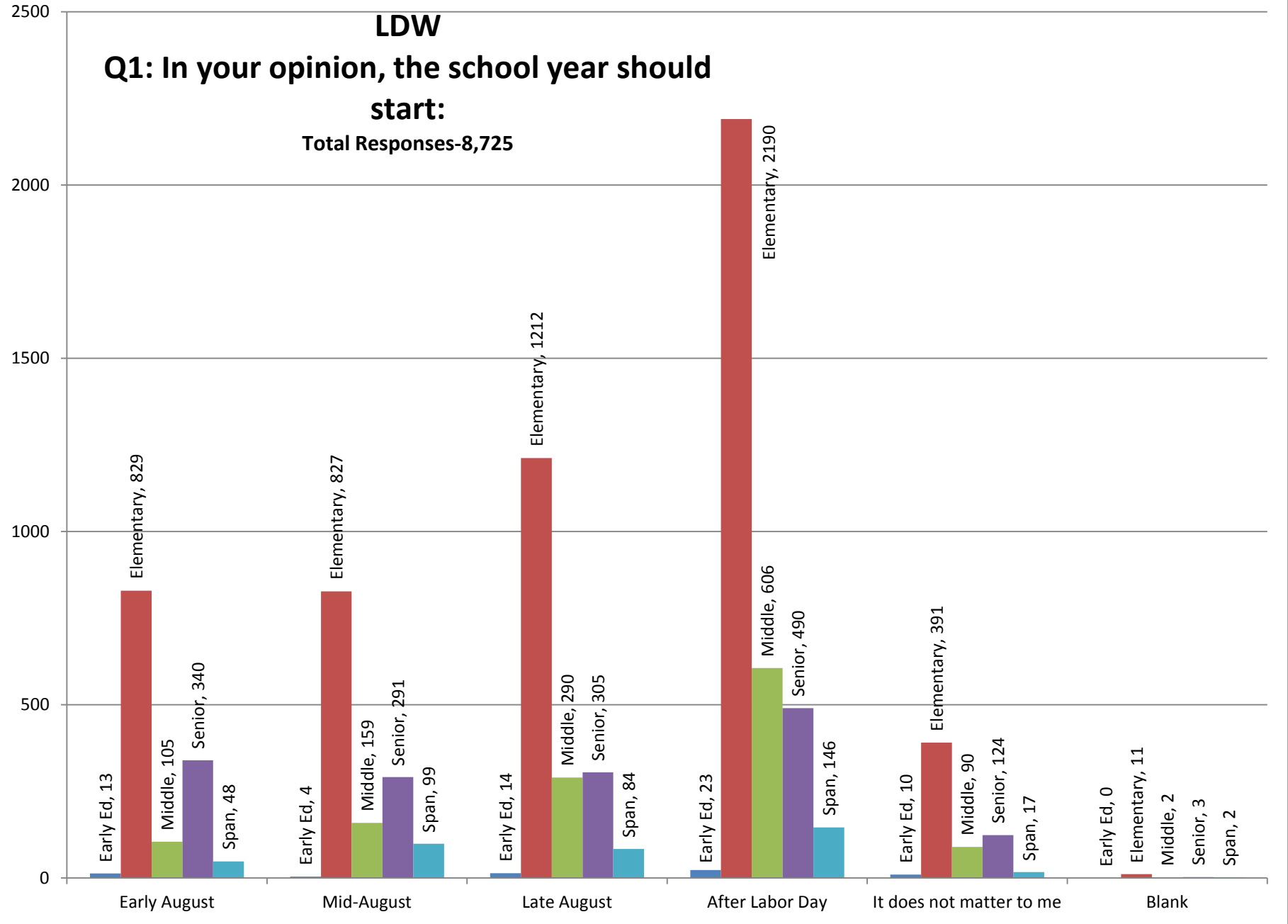
Total Responses-6,331



LDW

Q1: In your opinion, the school year should start:

Total Responses-8,725



School Calendar Survey - Parents

Summary by Board District

Question 2: The winter break should be:
41,345 Survey Responses from Parents

	Total	Count:				Percentage:			
		Two weeks	Three weeks	Doesn't matter to me	Blank	Two weeks	Three weeks	Doesn't matter to me	Blank
All Parents	41,345	14,943	19,219	5,567	1,616	36%	46%	13%	4%
Board District 1	4,447	1,604	1,987	653	203	36%	45%	15%	5%
Early Ed	19	6	10	3	0	32%	53%	16%	0%
Elementary	2,687	973	1,176	399	139	36%	44%	15%	5%
Middle	388	133	164	74	17	34%	42%	19%	4%
Senior	887	301	410	136	40	34%	46%	15%	5%
Span	466	191	227	41	7	41%	49%	9%	2%
Board District 2	6,122	2,057	2,891	845	329	34%	47%	14%	5%
Early Ed	65	28	30	5	2	43%	46%	8%	3%
Elementary	3,306	1,181	1,504	441	180	36%	45%	13%	5%
Middle	348	98	165	58	27	28%	47%	17%	8%
Senior	1,961	609	981	273	98	31%	50%	14%	5%
Span	442	141	211	68	22	32%	48%	15%	5%
Board District 3	7,041	2,668	3,286	876	211	38%	47%	12%	3%
Early Ed	40	19	13	4	4	48%	33%	10%	10%
Elementary	3,708	1,514	1,645	453	96	41%	44%	12%	3%
Middle	1,551	549	749	204	49	35%	48%	13%	3%
Senior	1,199	403	598	152	46	34%	50%	13%	4%
Span	543	183	281	63	16	34%	52%	12%	3%

Percentages are rounded to the nearest whole number and may not add up to 100%.

School Calendar Survey - Parents

Summary by Board District

Question 2: The winter break should be:
41,345 Survey Responses from Parents

	Total	Count:				Percentage:			
		Two weeks	Three weeks	Doesn't matter to me	Blank	Two weeks	Three weeks	Doesn't matter to me	Blank
Board District 4	6,268	3,024	2,393	710	141	48%	38%	11%	2%
Early Ed	31	13	9	6	3	42%	29%	19%	10%
Elementary	4,007	2,104	1,392	433	78	53%	35%	11%	2%
Middle	1,127	501	466	133	27	44%	41%	12%	2%
Senior	942	316	476	121	29	34%	51%	13%	3%
Span	161	90	50	17	4	56%	31%	11%	2%
Board District 5	5,633	1,909	2,784	718	222	34%	49%	13%	4%
Early Ed	56	14	31	6	5	25%	55%	11%	9%
Elementary	3,212	1,177	1,513	400	122	37%	47%	12%	4%
Middle	521	158	265	81	17	30%	51%	16%	3%
Senior	1,316	396	688	170	62	30%	52%	13%	5%
Span	528	164	287	61	16	31%	54%	12%	3%
Board District 6	5,367	1,723	2,687	734	223	32%	50%	14%	4%
Early Ed	70	24	36	8	2	34%	51%	11%	3%
Elementary	3,149	1,019	1,563	434	133	32%	50%	14%	4%
Middle	391	123	196	61	11	31%	50%	16%	3%
Senior	1,589	505	806	206	72	32%	51%	13%	5%
Span	168	52	86	25	5	31%	51%	15%	3%
Board District 7	6,467	1,958	3,191	1,031	287	30%	49%	16%	4%
Early Ed	86	32	37	10	7	37%	43%	12%	8%
Elementary	3,756	1,201	1,795	580	180	32%	48%	15%	5%
Middle	837	228	432	152	25	27%	52%	18%	3%
Senior	1,532	446	782	238	66	29%	51%	16%	4%
Span	256	51	145	51	9	20%	57%	20%	4%

Percentages are rounded to the nearest whole number and may not add up to 100%.

School Calendar Survey - Parents

Summary by Local District

Question 2: The winter break should be:

41,345 Survey Responses from Parents

41,223 parents associated with Local Districts; 122 parents associated with Beaudry central office are not included in the local district data below.

		Count:				Percentage:			
	Total	Two weeks	Three weeks	Doesn't matter to me	Blank	Two weeks	Three weeks	Doesn't matter to me	Blank
All Parents	41,345	14,943	19,219	5,567	1,616	36%	46%	13%	4%
LD Central	6,562	2,371	2,989	925	277	36%	46%	14%	4%
Early Ed	64	29	23	6	6	45%	36%	9%	9%
Elementary	3,770	1,458	1,625	520	167	39%	43%	14%	4%
Middle	474	146	238	68	22	31%	50%	14%	5%
Senior	1,530	503	735	229	63	33%	48%	15%	4%
Span	724	235	368	102	19	32%	51%	14%	3%
LD East	5,914	1,825	3,034	744	311	31%	51%	13%	5%
Early Ed	68	20	36	8	4	29%	53%	12%	6%
Elementary	3,099	1,013	1,559	373	154	33%	50%	12%	5%
Middle	445	126	216	76	27	28%	49%	17%	6%
Senior	1,920	555	1,021	241	103	29%	53%	13%	5%
Span	382	111	202	46	23	29%	53%	12%	6%
LD Northeast	6,338	2,237	3,024	832	245	35%	48%	13%	4%
Early Ed	56	20	30	3	3	36%	54%	5%	5%
Elementary	3,546	1,297	1,639	483	127	37%	46%	14%	4%
Middle	871	315	408	119	29	36%	47%	14%	3%
Senior	1,682	547	856	199	80	33%	51%	12%	5%
Span	183	58	91	28	6	32%	50%	15%	3%

Percentages are rounded to the nearest whole number and may not add up to 100%.

School Calendar Survey - Parents

Summary by Local District

Question 2: The winter break should be:

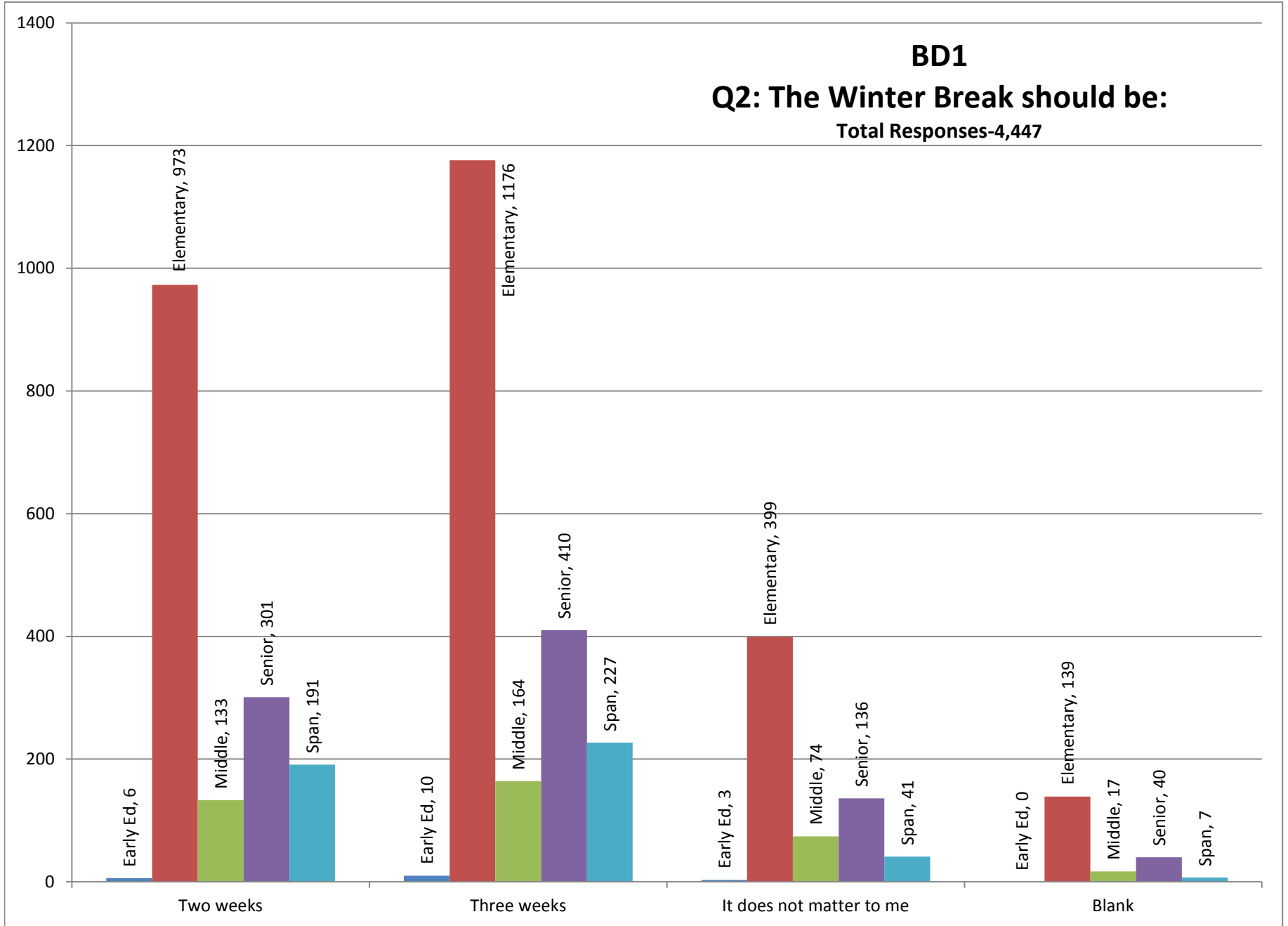
41,345 Survey Responses from Parents

41,223 parents associated with Local Districts; 122 parents associated with Beaudry central office are not included in the local district data below.

		Count:				Percentage:			
	Total	Two weeks	Three weeks	Doesn't matter to me	Blank	Two weeks	Three weeks	Doesn't matter to me	Blank
LD Northwest	7,353	2,777	3,449	903	224	38%	47%	12%	3%
Early Ed	33	13	16	2	2	39%	48%	6%	6%
Elementary	4,124	1,665	1,864	476	119	40%	45%	12%	3%
Middle	1,311	449	641	181	40	34%	49%	14%	3%
Senior	1,262	415	623	178	46	33%	49%	14%	4%
Span	623	235	305	66	17	38%	49%	11%	3%
LD South	6,331	1,897	3,131	1,022	281	30%	49%	16%	4%
Early Ed	75	28	36	5	6	37%	48%	7%	8%
Elementary	3,711	1,169	1,778	585	179	32%	48%	16%	5%
Middle	810	218	420	150	22	27%	52%	19%	3%
Senior	1,479	431	752	231	65	29%	51%	16%	4%
Span	256	51	145	51	9	20%	57%	20%	4%
LD West	8,725	3,790	3,541	1,127	267	43%	41%	13%	3%
Early Ed	64	24	21	17	2	38%	33%	27%	3%
Elementary	5,460	2,523	2,076	690	171	46%	38%	13%	3%
Middle	1,252	536	514	169	33	43%	41%	13%	3%
Senior	1,553	525	754	218	56	34%	49%	14%	4%
Span	396	182	176	33	5	46%	44%	8%	1%

Percentages are rounded to the nearest whole number and may not add up to 100%.

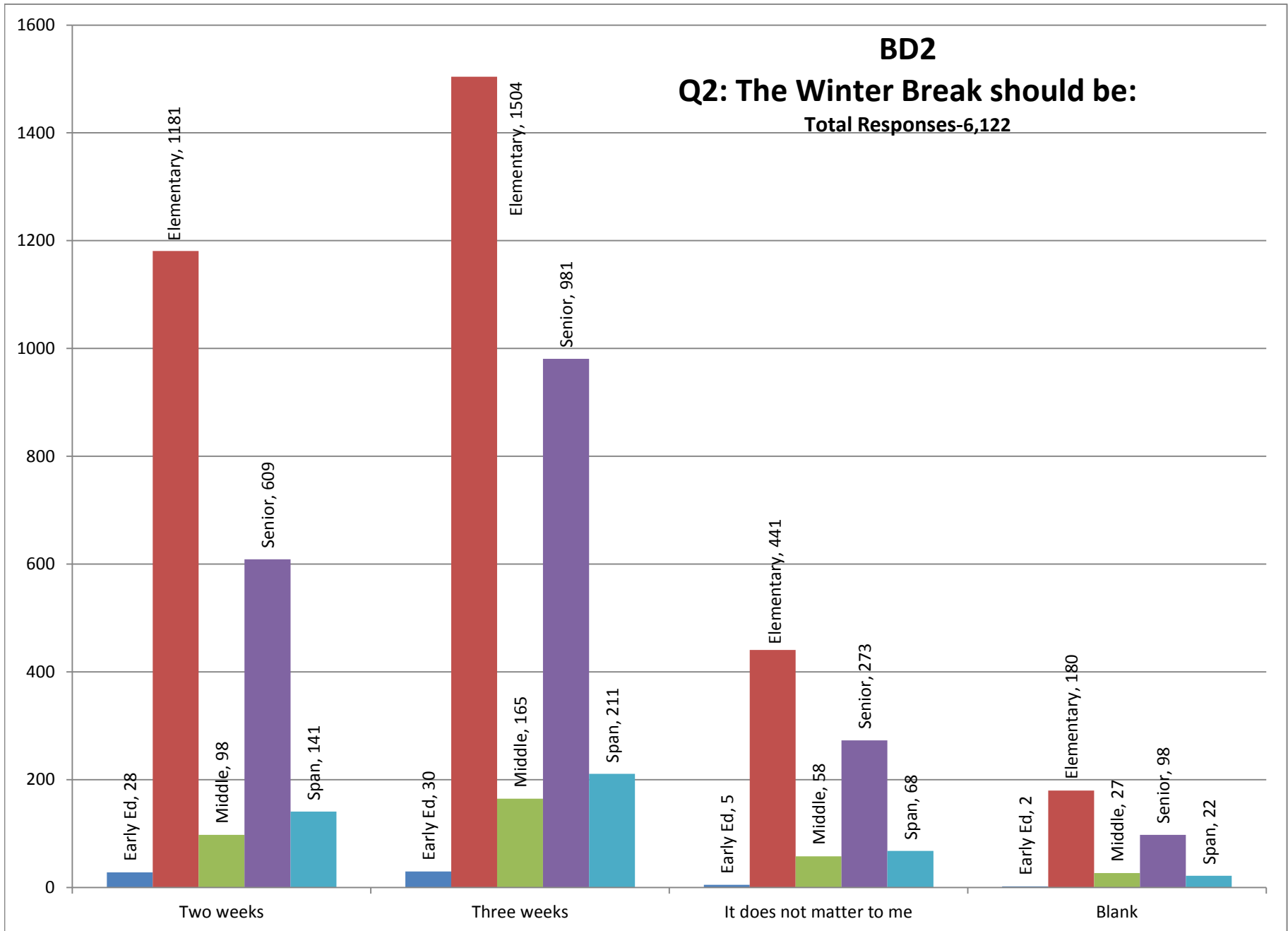
BD1
Q2: The Winter Break should be:
 Total Responses-4,447



BD2

Q2: The Winter Break should be:

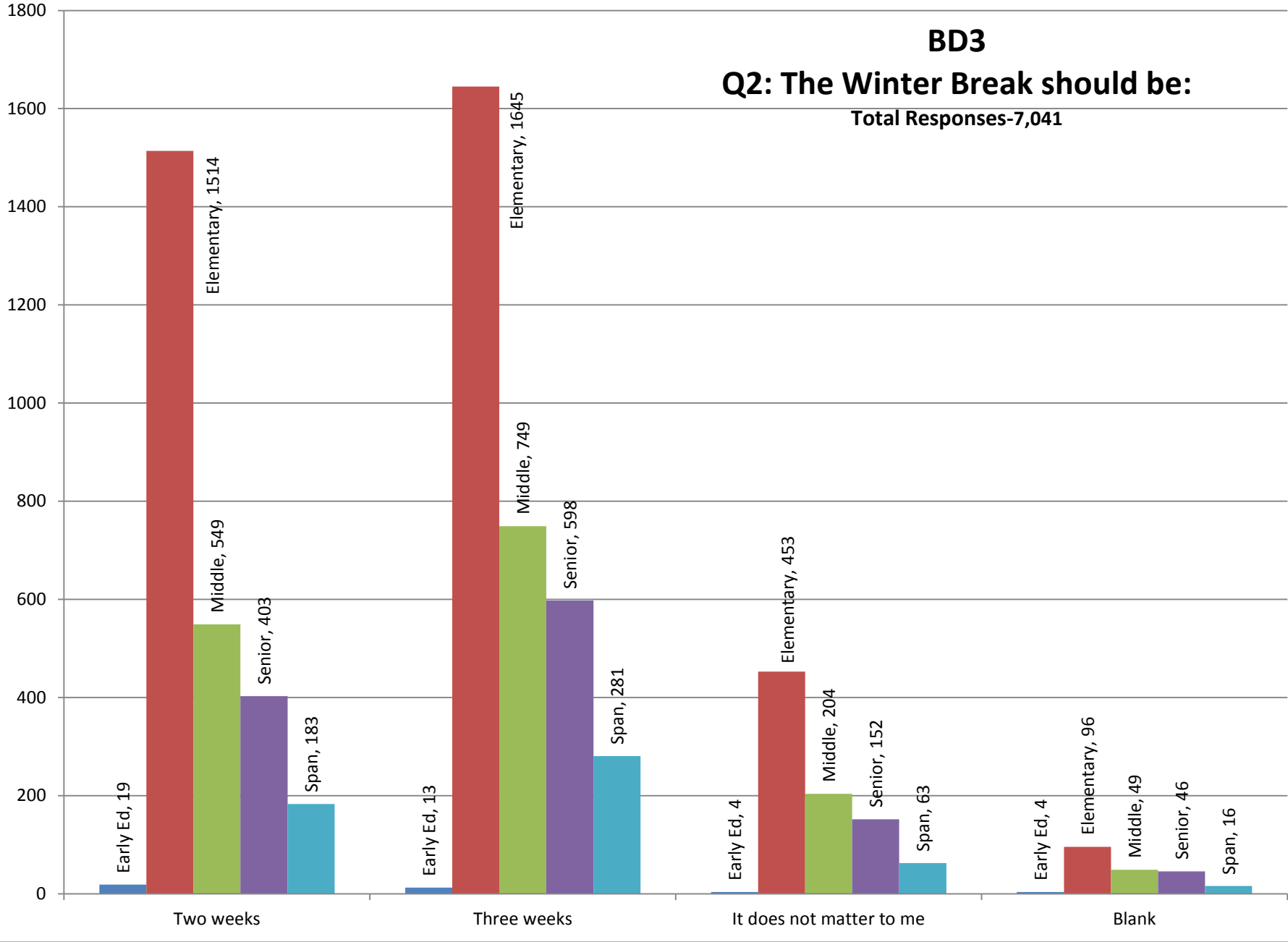
Total Responses-6,122



BD3

Q2: The Winter Break should be:

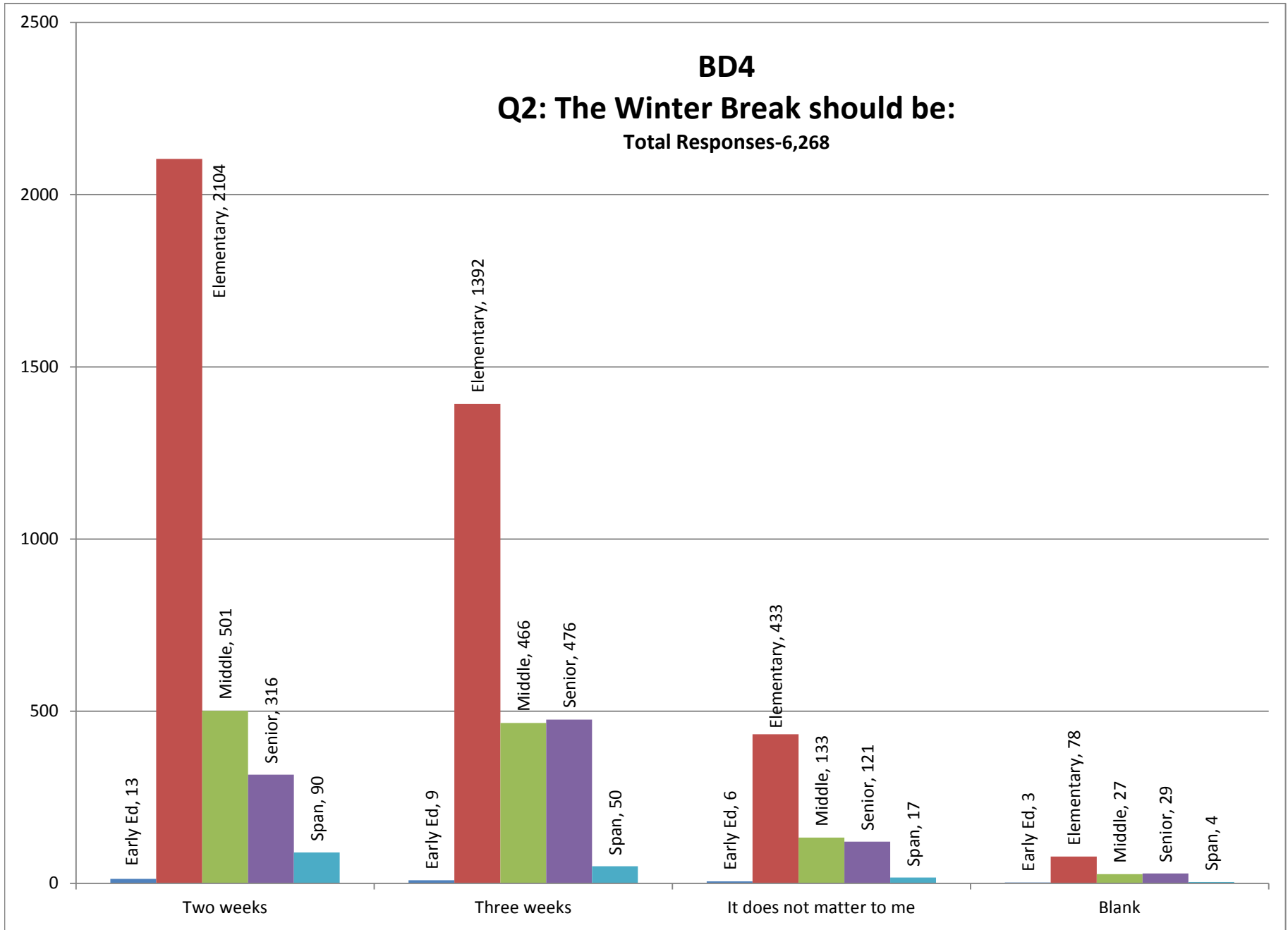
Total Responses-7,041



BD4

Q2: The Winter Break should be:

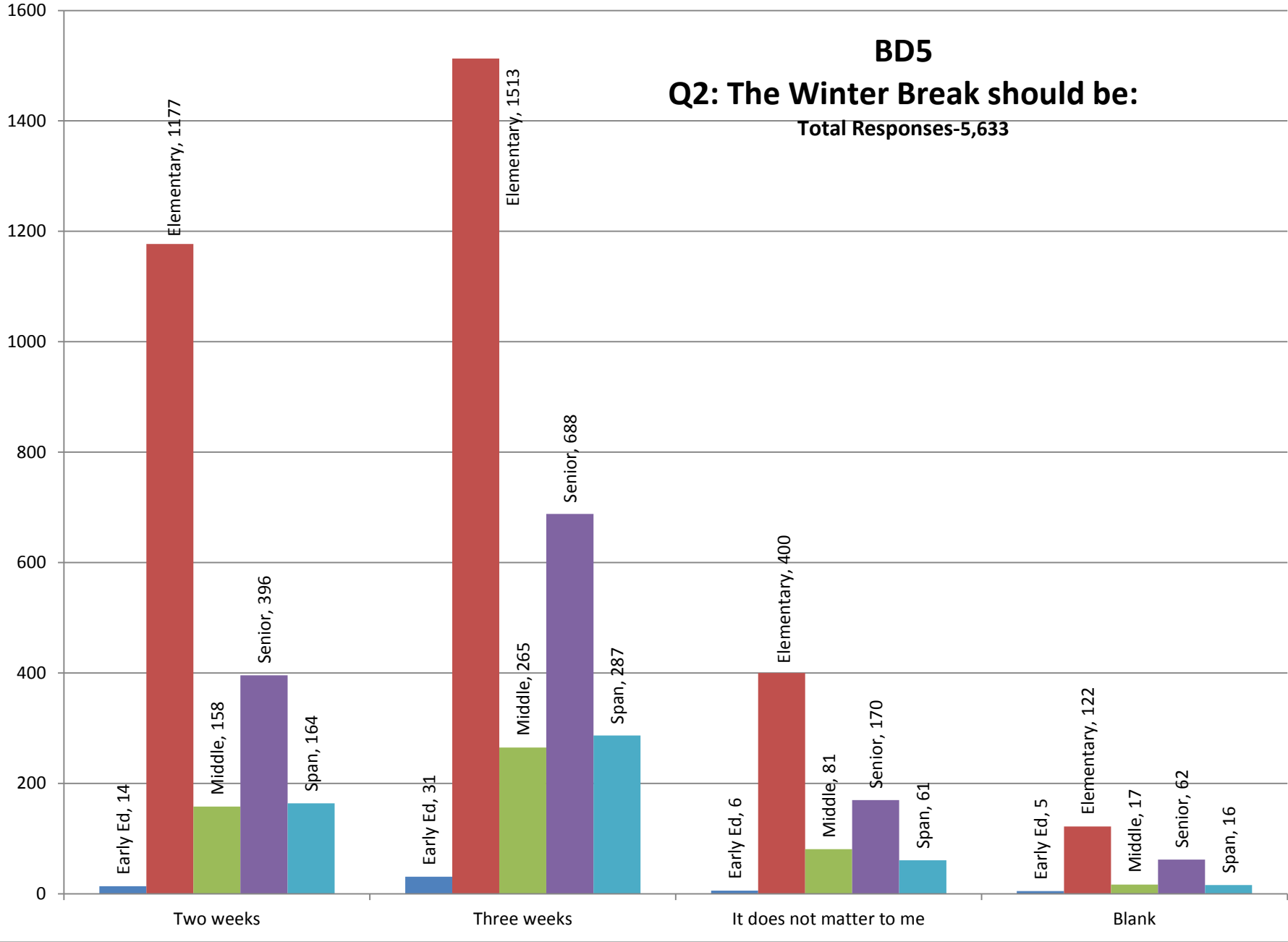
Total Responses-6,268



BD5

Q2: The Winter Break should be:

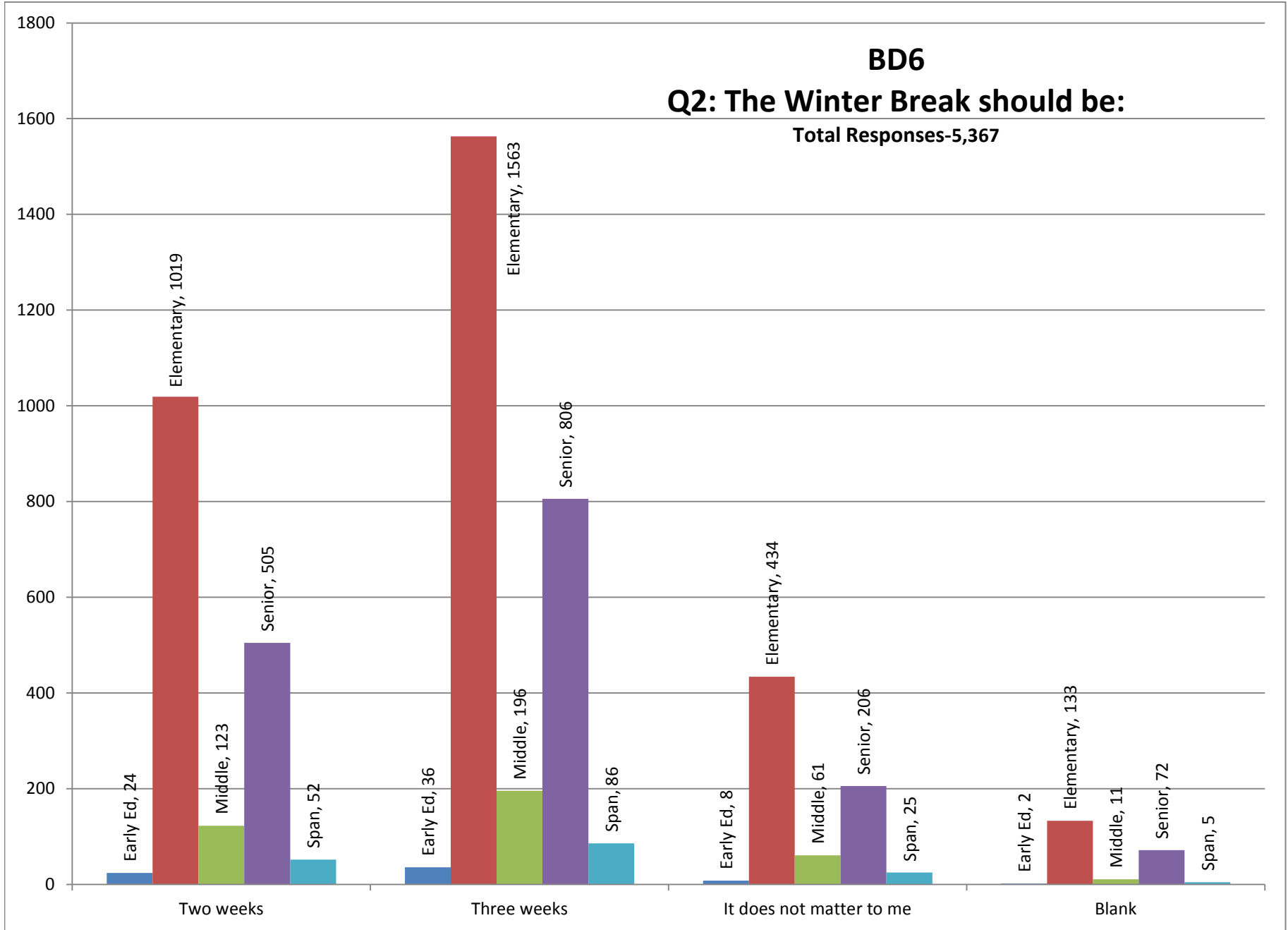
Total Responses-5,633



BD6

Q2: The Winter Break should be:

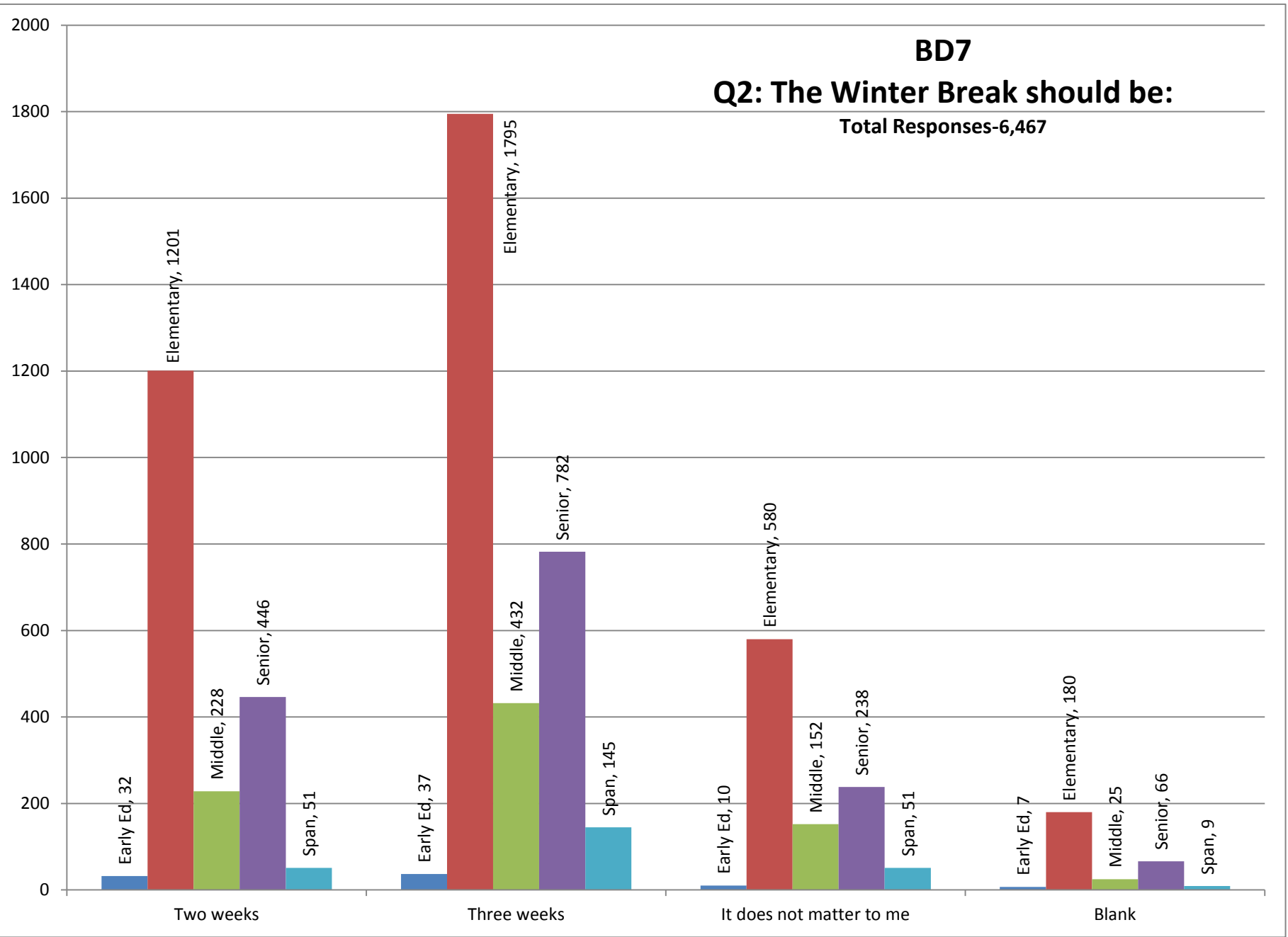
Total Responses-5,367



BD7

Q2: The Winter Break should be:

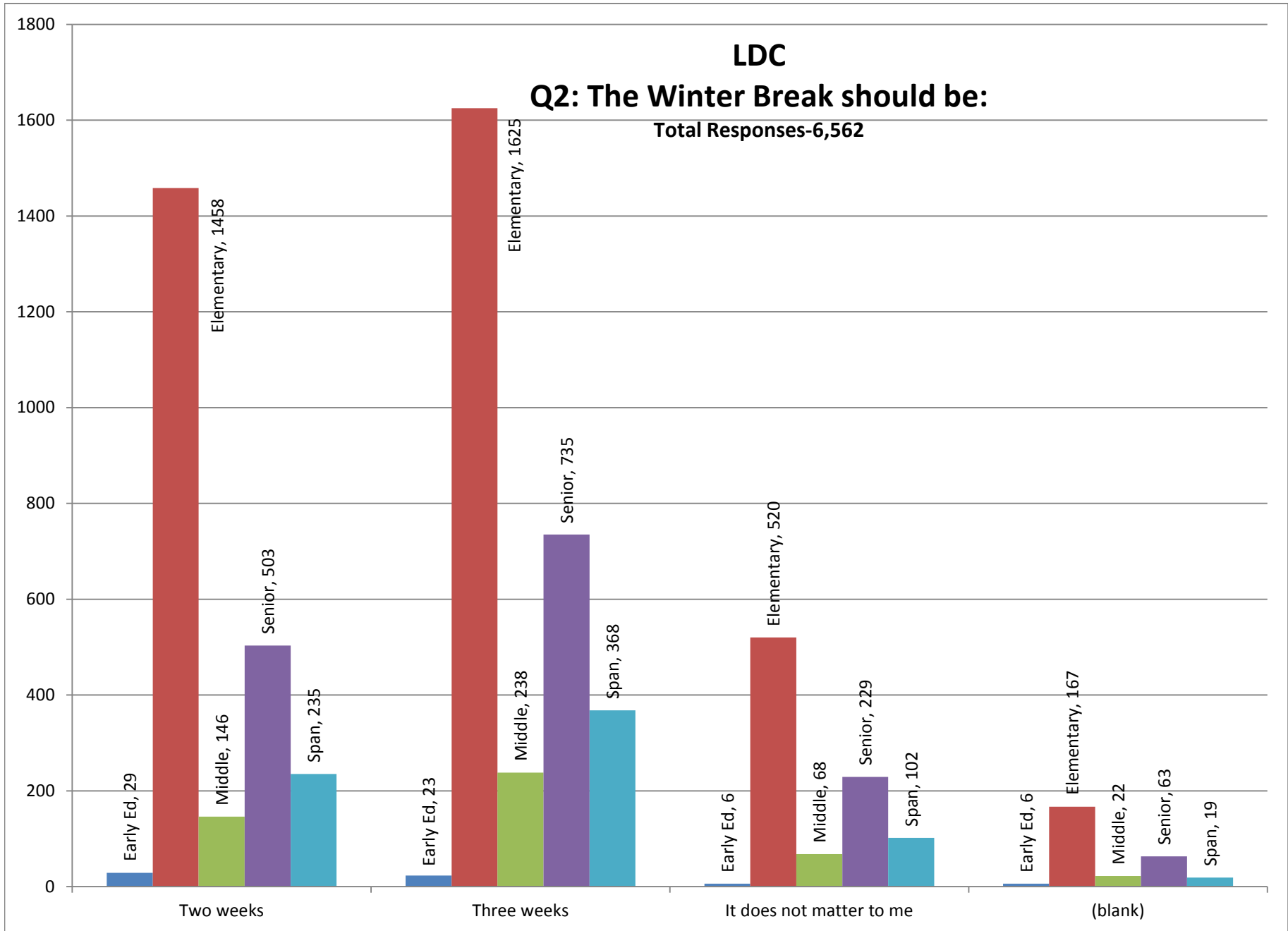
Total Responses-6,467

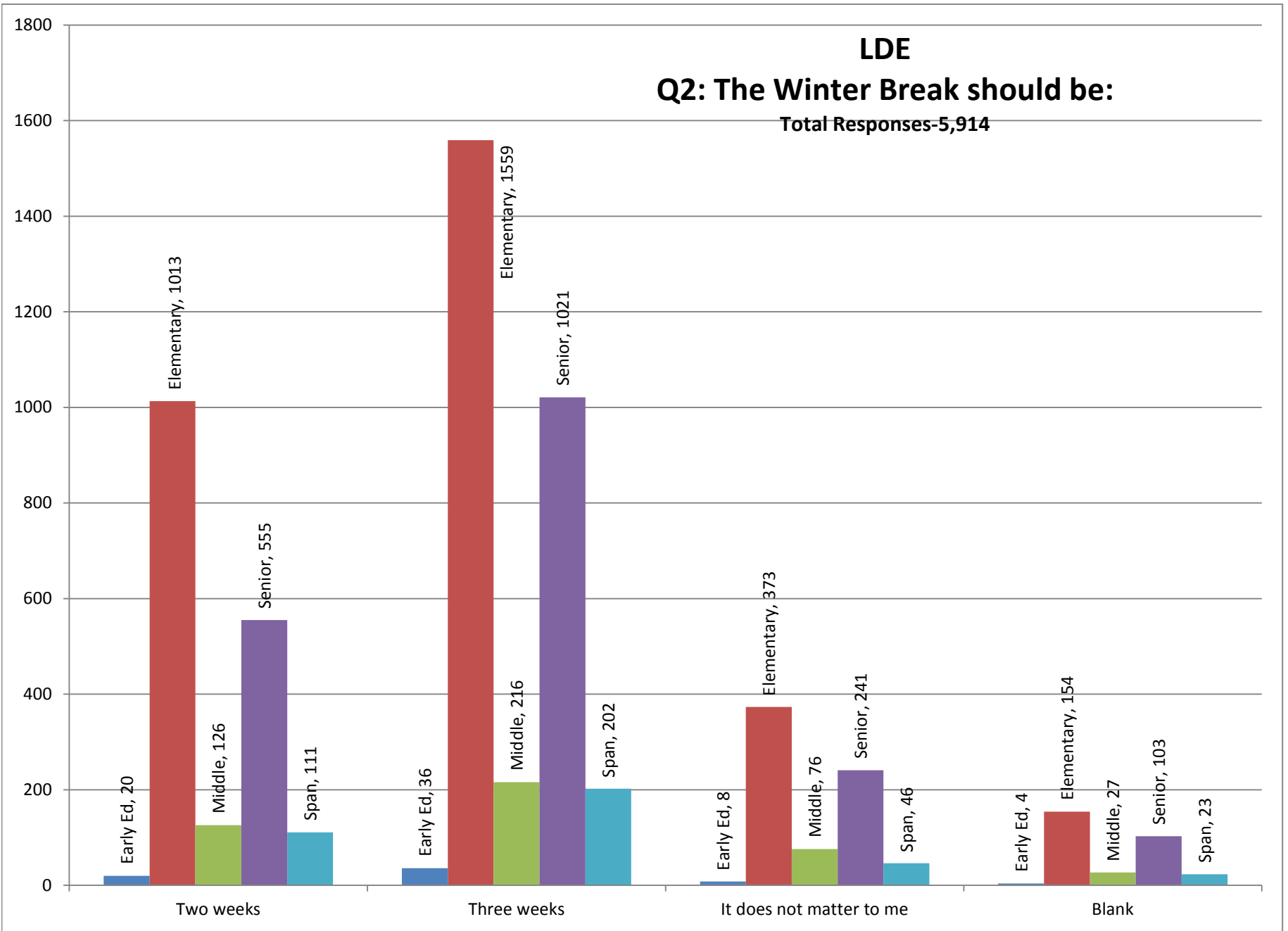


LDC

Q2: The Winter Break should be:

Total Responses-6,562

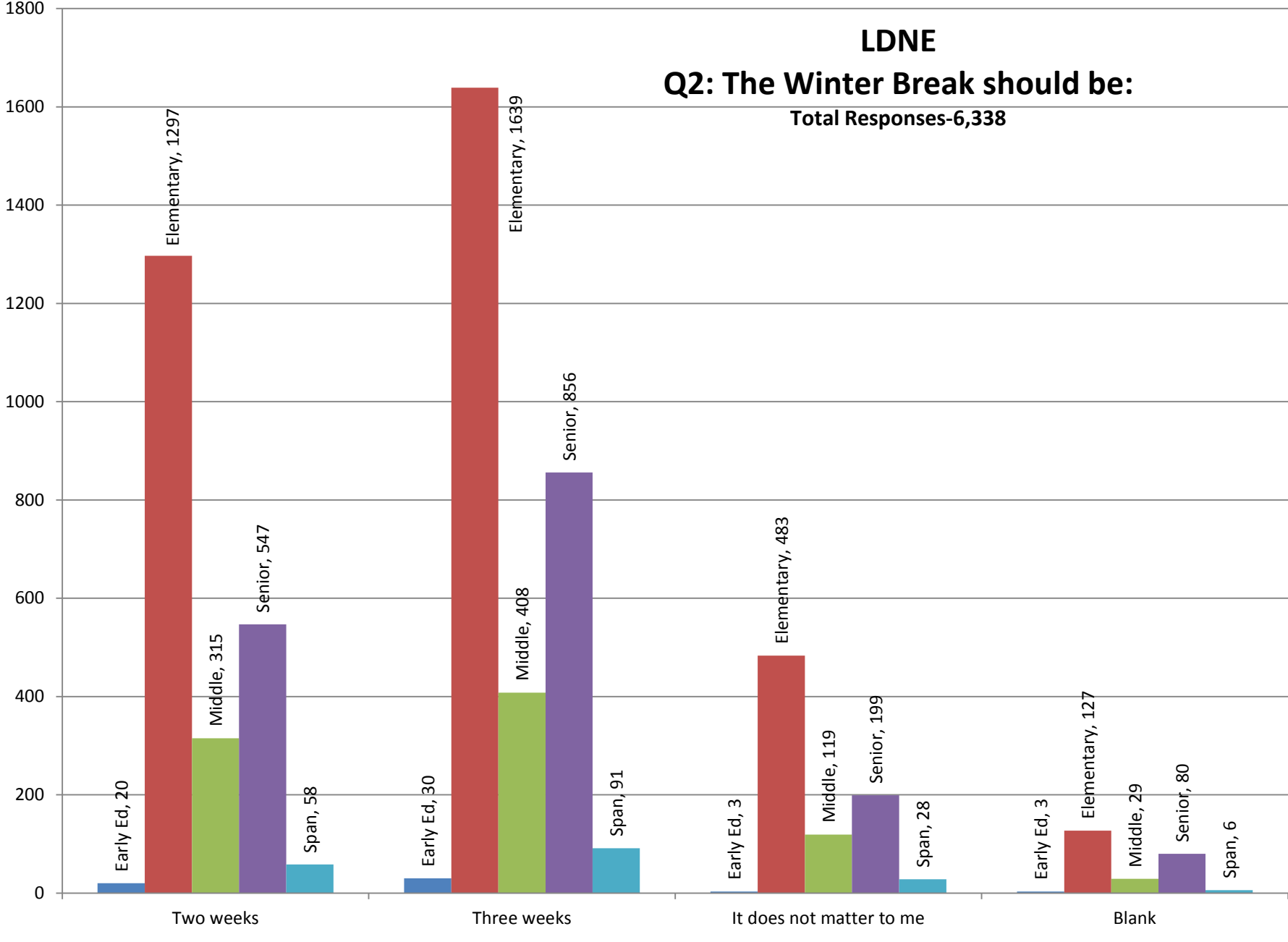




LDNE

Q2: The Winter Break should be:

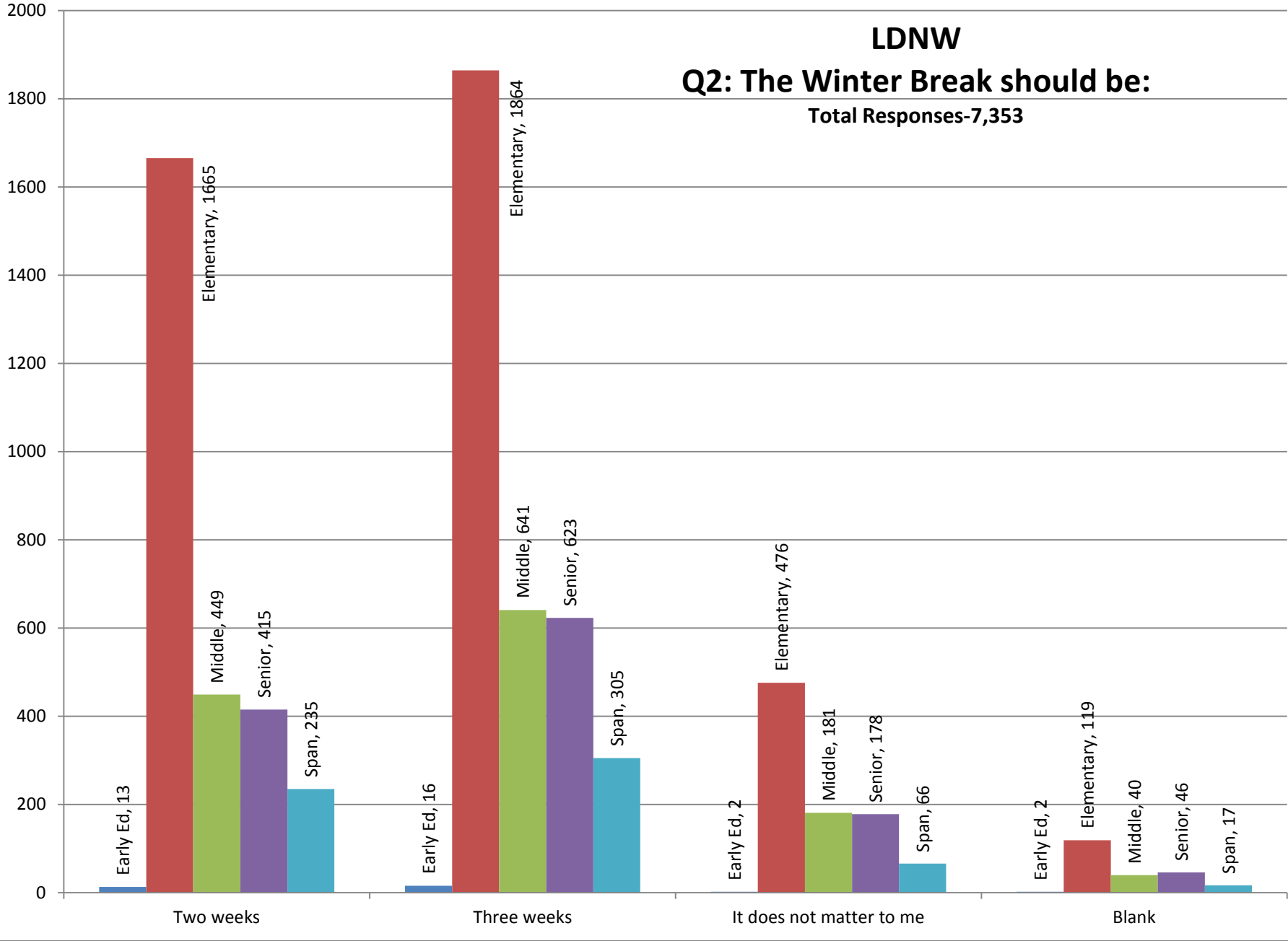
Total Responses-6,338



LDNW

Q2: The Winter Break should be:

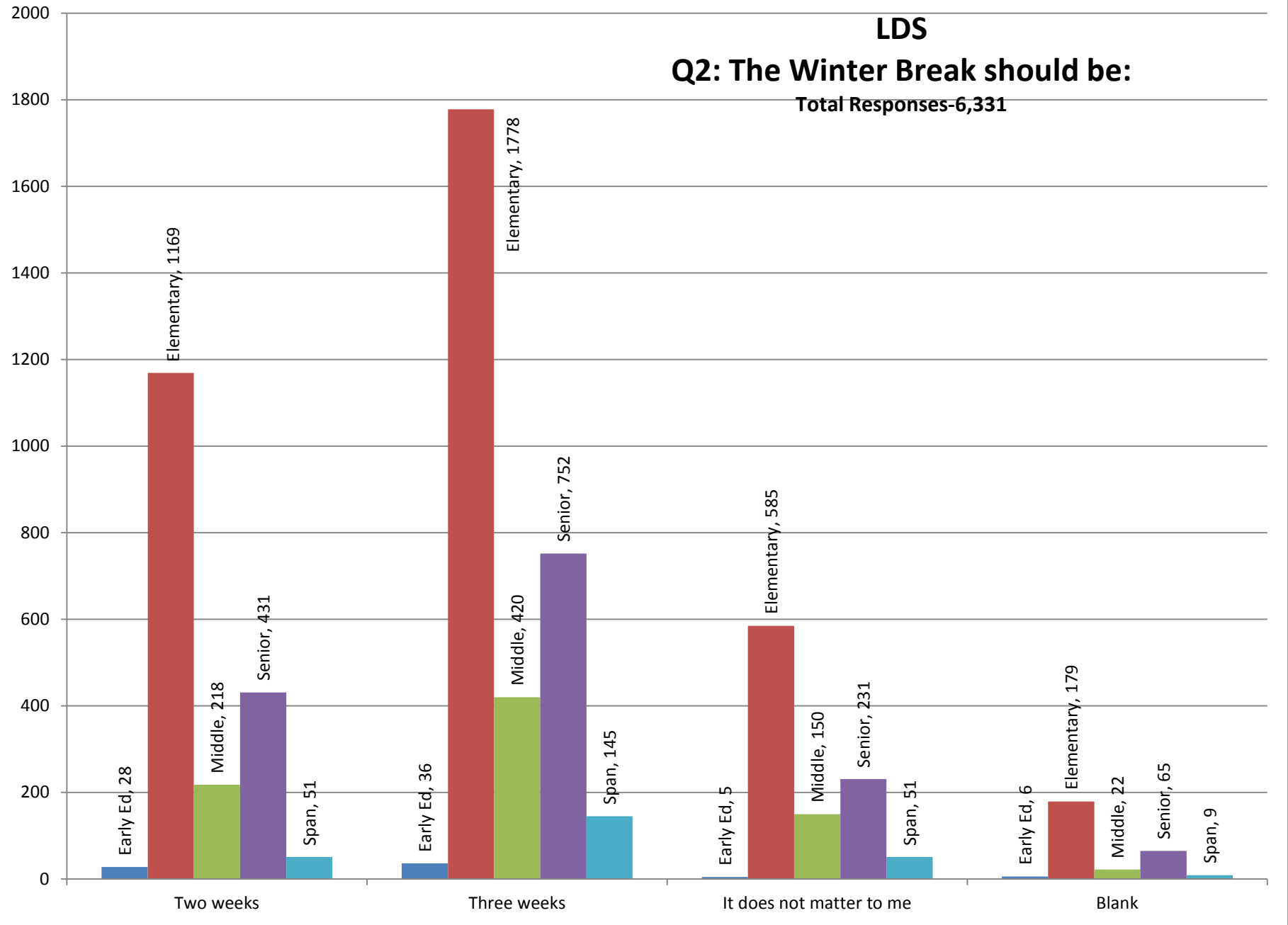
Total Responses-7,353



LDS

Q2: The Winter Break should be:

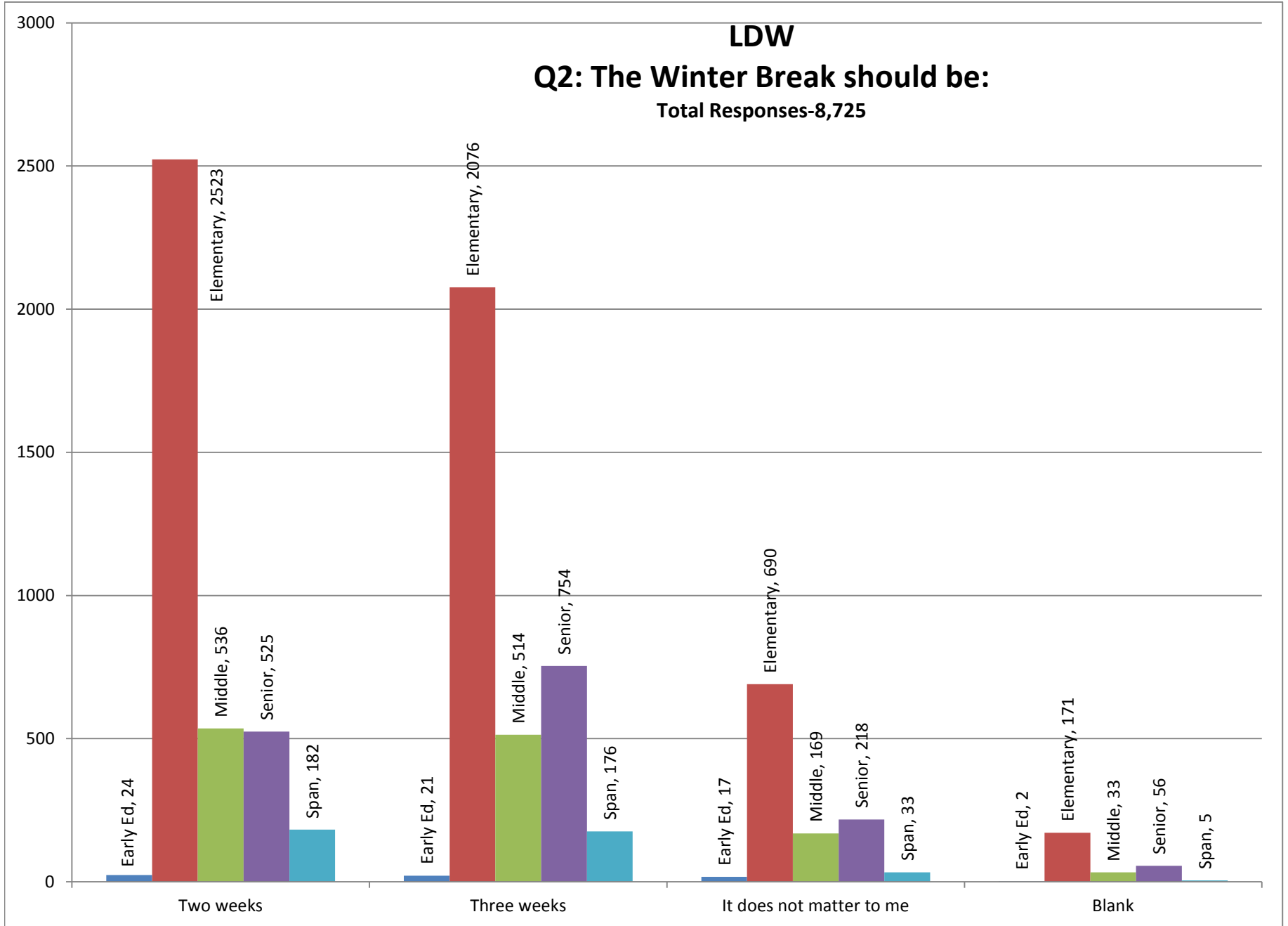
Total Responses-6,331



LDW

Q2: The Winter Break should be:

Total Responses-8,725



School Calendar Survey - Parents

Summary by Board District

Question 3: The District should explore a different, “modified early August” calendar.
41,345 Survey Responses from Parents

		Count:						Percentage:					
	Total	Strongly Agree	Somewhat Agree	Neither Agree or Disagree	Somewhat Disagree	Strongly Disagree	Blank	Strongly Agree	Somewhat Agree	Neither Agree or Disagree	Somewhat Disagree	Strongly Disagree	Blank
All Parents	41,345	7,254	7,152	6,062	2,903	13,703	4,271	18%	17%	15%	7%	33%	10%
Board District 1	4,447	865	767	697	322	1,310	486	19%	17%	16%	7%	29%	11%
Early Ed	19	4	4	0	1	10	0	21%	21%	0%	5%	53%	0%
Elementary	2,687	559	464	433	210	692	329	21%	17%	16%	8%	26%	12%
Middle	388	57	66	65	36	134	30	15%	17%	17%	9%	35%	8%
Senior	887	189	170	154	41	226	107	21%	19%	17%	5%	25%	12%
Span	466	56	63	45	34	248	20	12%	14%	10%	7%	53%	4%
Board District 2	6,122	1,405	1,386	1,020	400	975	936	23%	23%	17%	7%	16%	15%
Early Ed	65	10	5	4	7	33	6	15%	8%	6%	11%	51%	9%
Elementary	3,306	760	707	616	200	515	508	23%	21%	19%	6%	16%	15%
Middle	348	70	69	56	31	70	52	20%	20%	16%	9%	20%	15%
Senior	1,961	468	505	279	131	267	311	24%	26%	14%	7%	14%	16%
Span	442	97	100	65	31	90	59	22%	23%	15%	7%	20%	13%
Board District 3	7,041	830	885	828	476	3,538	484	12%	13%	12%	7%	50%	7%
Early Ed	40	9	4	3	3	15	6	23%	10%	8%	8%	38%	15%
Elementary	3,708	420	425	417	268	1,937	241	11%	11%	11%	7%	52%	6%
Middle	1,551	144	173	170	92	885	87	9%	11%	11%	6%	57%	6%
Senior	1,199	215	205	179	85	390	125	18%	17%	15%	7%	33%	10%
Span	543	42	78	59	28	311	25	8%	14%	11%	5%	57%	5%

Percentages are rounded to the nearest whole number and may not add up to 100%.

School Calendar Survey - Parents

Summary by Board District

Question 3: The District should explore a different, “modified early August” calendar.
41,345 Survey Responses from Parents

		Count:						Percentage:					
	Total	Strongly Agree	Somewhat Agree	Neither Agree or Disagree	Somewhat Disagree	Strongly Disagree	Blank	Strongly Agree	Somewhat Agree	Neither Agree or Disagree	Somewhat Disagree	Strongly Disagree	Blank
Board District 4	6,268	555	593	629	456	3,744	291	9%	9%	10%	7%	60%	5%
Early Ed	31	6	7	5	1	6	6	19%	23%	16%	3%	19%	19%
Elementary	4,007	259	322	360	276	2,614	176	6%	8%	9%	7%	65%	4%
Middle	1,127	94	98	103	99	701	32	8%	9%	9%	9%	62%	3%
Senior	942	184	151	150	74	312	71	20%	16%	16%	8%	33%	8%
Span	161	12	15	11	6	111	6	7%	9%	7%	4%	69%	4%
Board District 5	5,633	1,164	1,179	877	426	1,339	648	21%	21%	16%	8%	24%	12%
Early Ed	56	10	9	7	4	15	11	18%	16%	13%	7%	27%	20%
Elementary	3,212	645	665	494	231	790	387	20%	21%	15%	7%	25%	12%
Middle	521	82	84	83	41	200	31	16%	16%	16%	8%	38%	6%
Senior	1,316	315	314	218	103	196	170	24%	24%	17%	8%	15%	13%
Span	528	112	107	75	47	138	49	21%	20%	14%	9%	26%	9%
Board District 6	5,367	1,193	1,089	941	345	1,141	658	22%	20%	18%	6%	21%	12%
Early Ed	70	10	11	11	4	31	3	14%	16%	16%	6%	44%	4%
Elementary	3,149	681	624	585	205	656	398	22%	20%	19%	7%	21%	13%
Middle	391	94	70	61	30	102	34	24%	18%	16%	8%	26%	9%
Senior	1,589	373	340	260	92	321	203	23%	21%	16%	6%	20%	13%
Span	168	35	44	24	14	31	20	21%	26%	14%	8%	18%	12%
Board District 7	6,467	1,242	1,253	1,070	478	1,656	768	19%	19%	17%	7%	26%	12%
Early Ed	86	10	12	20	11	21	12	12%	14%	23%	13%	24%	14%
Elementary	3,756	737	726	613	267	934	479	20%	19%	16%	7%	25%	13%
Middle	837	119	153	158	76	268	63	14%	18%	19%	9%	32%	8%
Senior	1,532	335	296	235	97	383	186	22%	19%	15%	6%	25%	12%
Span	256	41	66	44	27	50	28	16%	26%	17%	11%	20%	11%

Percentages are rounded to the nearest whole number and may not add up to 100%.

School Calendar Survey - Parents

Summary by Local District

Question 3: The District should explore a different, “modified early August” calendar.

41,345 Survey Responses from Parents

41,223 parents associated with Local Districts; 122 parents associated with Beaudry central office are not included in the local district data below.

Count:

	Total	Neither					
		Strongly Agree	Somewhat Agree	Agree or Disagree	Somewhat Disagree	Strongly Disagree	Blank
All Parents	41,345	7,254	7,152	6,062	2,903	13,703	4,271
LD Central	6,562	1,484	1,371	1,077	440	1,369	821
Early Ed	64	12	9	8	5	19	11
Elementary	3,770	832	768	648	233	798	491
Middle	474	84	80	74	26	164	46
Senior	1,530	405	348	248	106	220	203
Span	724	151	166	99	70	168	70
LD East	5,914	1,298	1,344	945	431	1,032	864
Early Ed	68	10	5	7	6	33	7
Elementary	3,099	689	668	528	220	539	455
Middle	445	75	82	76	49	118	45
Senior	1,920	438	510	273	137	254	308
Span	382	86	79	61	19	88	49
LD Northeast	6,338	1,168	1,109	993	410	2,016	642
Early Ed	56	9	9	7	2	25	4
Elementary	3,546	615	590	590	249	1,160	342
Middle	871	127	120	101	47	413	63
Senior	1,682	381	341	268	98	383	211
Span	183	36	49	27	14	35	22

Percentage:

	Neither					
	Strongly Agree	Somewhat Agree	Agree or Disagree	Somewhat Disagree	Strongly Disagree	Blank
All Parents	18%	17%	15%	7%	33%	10%
LD Central	23%	21%	16%	7%	21%	13%
Early Ed	19%	14%	13%	8%	30%	17%
Elementary	22%	20%	17%	6%	21%	13%
Middle	18%	17%	16%	5%	35%	10%
Senior	26%	23%	16%	7%	14%	13%
Span	21%	23%	14%	10%	23%	10%
LD East	22%	23%	16%	7%	17%	15%
Early Ed	15%	7%	10%	9%	49%	10%
Elementary	22%	22%	17%	7%	17%	15%
Middle	17%	18%	17%	11%	27%	10%
Senior	23%	27%	14%	7%	13%	16%
Span	23%	21%	16%	5%	23%	13%
LD Northeast	18%	17%	16%	6%	32%	10%
Early Ed	16%	16%	13%	4%	45%	7%
Elementary	17%	17%	17%	7%	33%	10%
Middle	15%	14%	12%	5%	47%	7%
Senior	23%	20%	16%	6%	23%	13%
Span	20%	27%	15%	8%	19%	12%

Percentages are rounded to the nearest whole number and may not add up to 100%.

School Calendar Survey - Parents

Summary by Local District

Question 3: The District should explore a different, “modified early August” calendar.

41,345 Survey Responses from Parents

41,223 parents associated with Local Districts; 122 parents associated with Beaudry central office are not included in the local district data below.

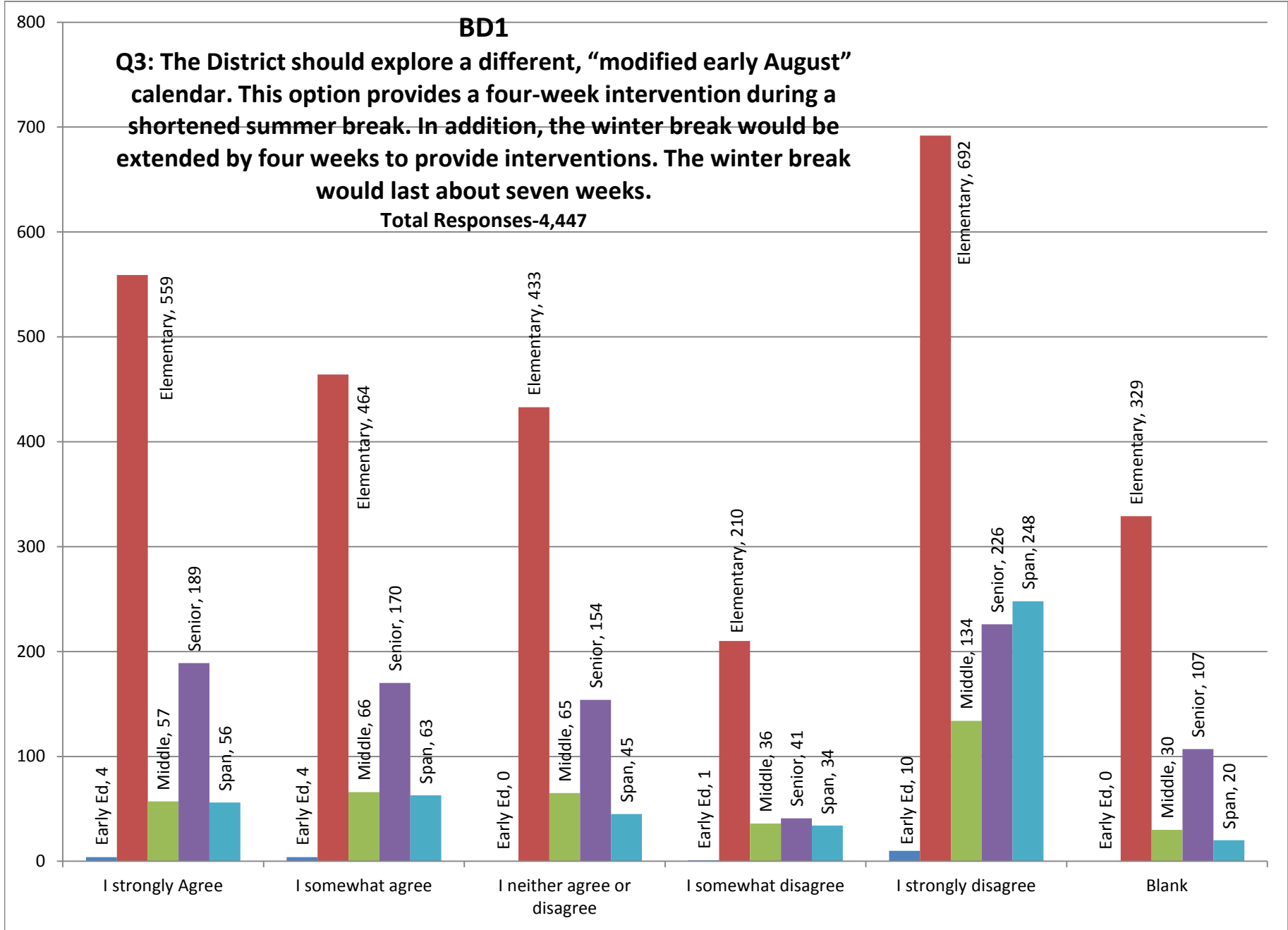
		Count:						Percentage:					
	Total	Strongly Agree	Somewhat Agree	Neither Agree or Disagree	Somewhat Disagree	Strongly Disagree	Blank	Strongly Agree	Somewhat Agree	Neither Agree or Disagree	Somewhat Disagree	Strongly Disagree	Blank
LD Northwest	7,353	959	968	889	493	3,487	557	13%	13%	12%	7%	47%	8%
Early Ed	33	6	3	2	5	14	3	18%	9%	6%	15%	42%	9%
Elementary	4,124	542	522	483	272	1,973	332	13%	13%	12%	7%	48%	8%
Middle	1,311	141	151	150	95	706	68	11%	12%	11%	7%	54%	5%
Senior	1,262	228	218	195	89	403	129	18%	17%	15%	7%	32%	10%
Span	623	42	74	59	32	391	25	7%	12%	9%	5%	63%	4%
LD South	6,331	1,203	1,239	1,039	476	1,642	732	19%	20%	16%	8%	26%	12%
Early Ed	75	7	12	18	10	18	10	9%	16%	24%	13%	24%	13%
Elementary	3,711	722	727	602	272	930	458	19%	20%	16%	7%	25%	12%
Middle	810	114	148	150	75	265	58	14%	18%	19%	9%	33%	7%
Senior	1,479	319	286	225	92	379	178	22%	19%	15%	6%	26%	12%
Span	256	41	66	44	27	50	28	16%	26%	17%	11%	20%	11%
LD West	8,725	1,127	1,108	1,101	643	4,114	632	13%	13%	13%	7%	47%	7%
Early Ed	64	14	14	8	3	16	9	22%	22%	13%	5%	25%	14%
Elementary	5,460	647	645	649	401	2,701	417	12%	12%	12%	7%	49%	8%
Middle	1,252	119	132	145	113	694	49	10%	11%	12%	9%	55%	4%
Senior	1,553	308	278	266	101	456	144	20%	18%	17%	7%	29%	9%
Span	396	39	39	33	25	247	13	10%	10%	8%	6%	62%	3%

Percentages are rounded to the nearest whole number and may not add up to 100%.

BD1

Q3: The District should explore a different, “modified early August” calendar. This option provides a four-week intervention during a shortened summer break. In addition, the winter break would be extended by four weeks to provide interventions. The winter break would last about seven weeks.

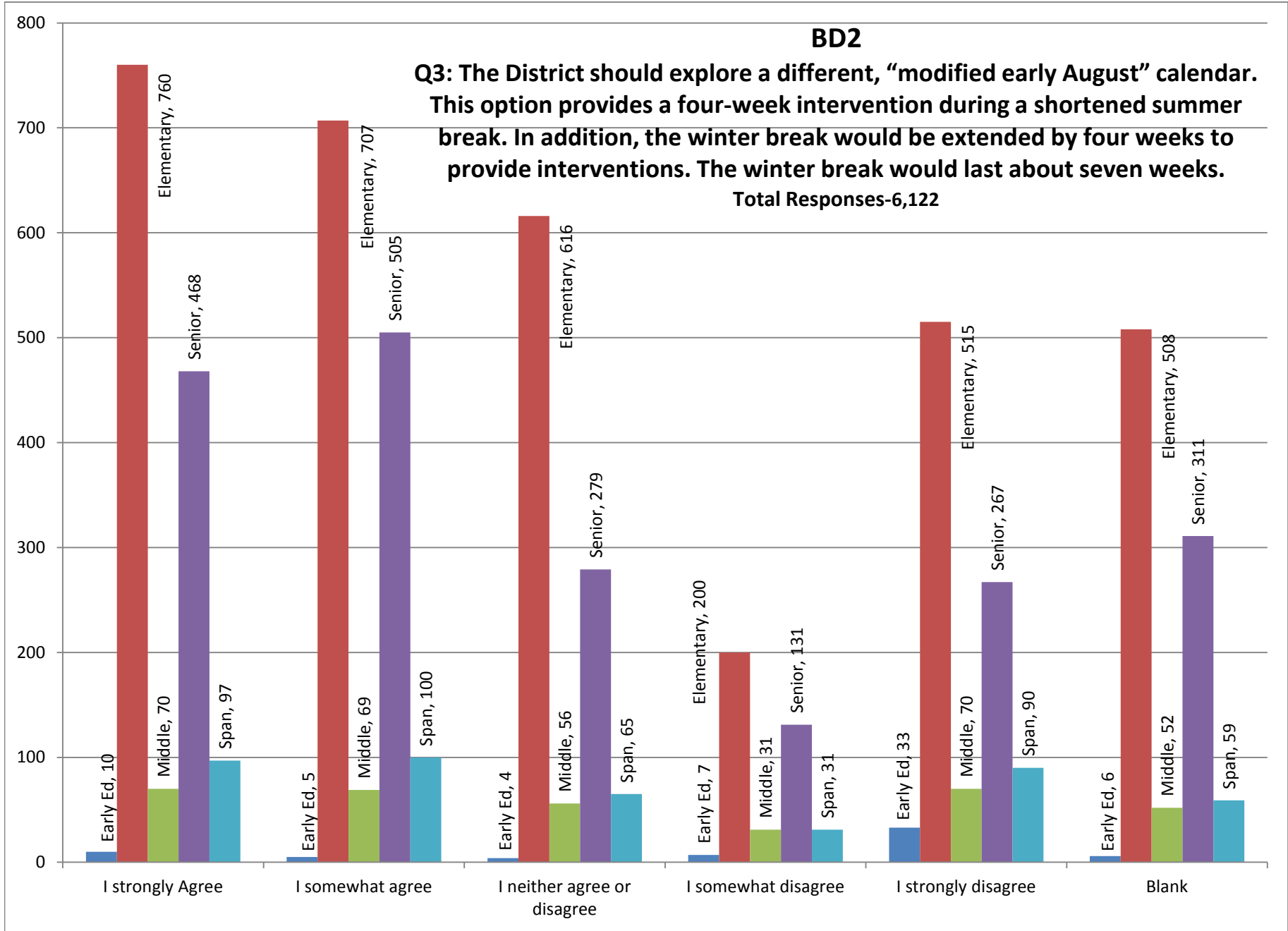
Total Responses-4,447



BD2

Q3: The District should explore a different, "modified early August" calendar. This option provides a four-week intervention during a shortened summer break. In addition, the winter break would be extended by four weeks to provide interventions. The winter break would last about seven weeks.

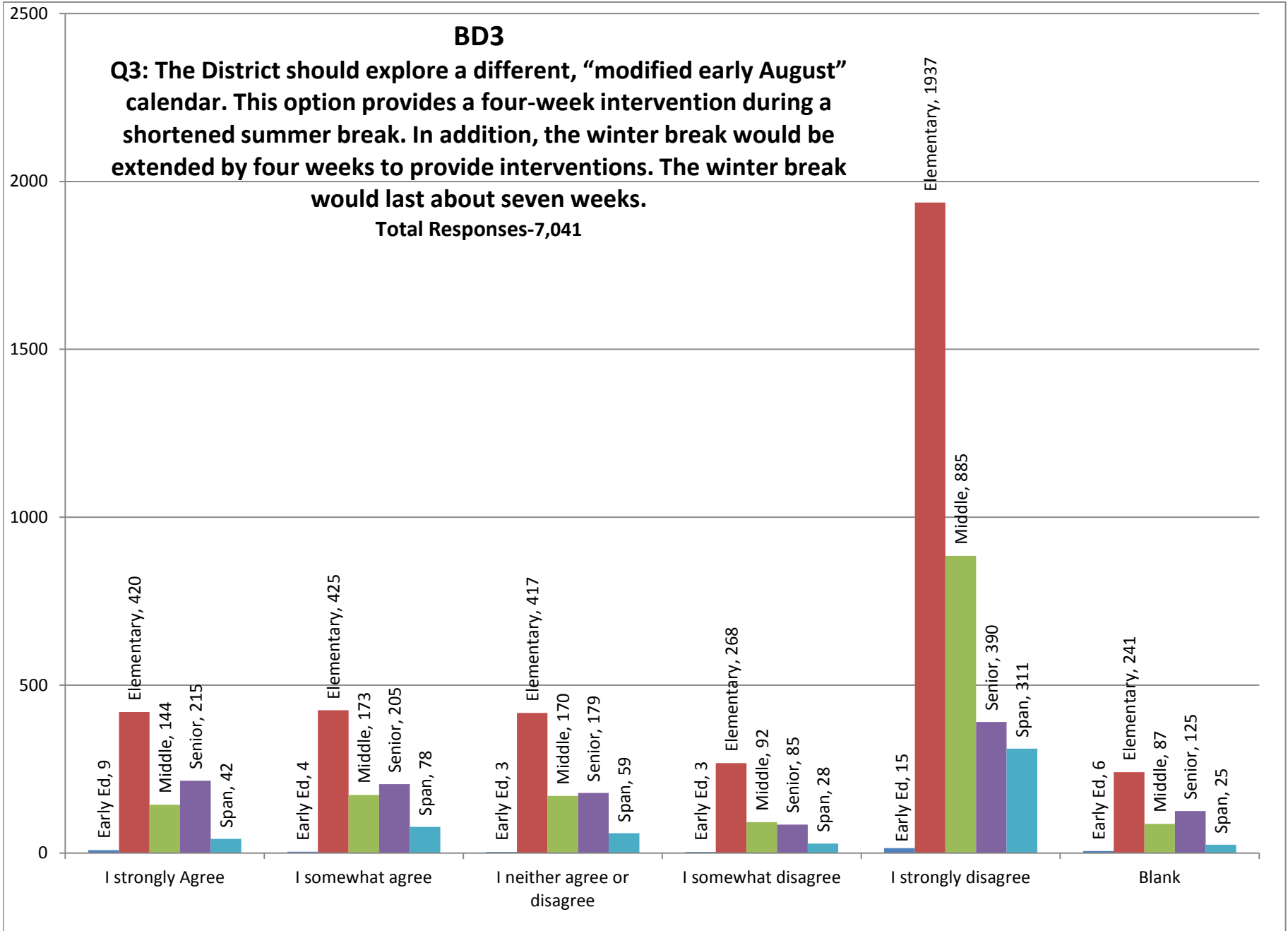
Total Responses-6,122



BD3

Q3: The District should explore a different, “modified early August” calendar. This option provides a four-week intervention during a shortened summer break. In addition, the winter break would be extended by four weeks to provide interventions. The winter break would last about seven weeks.

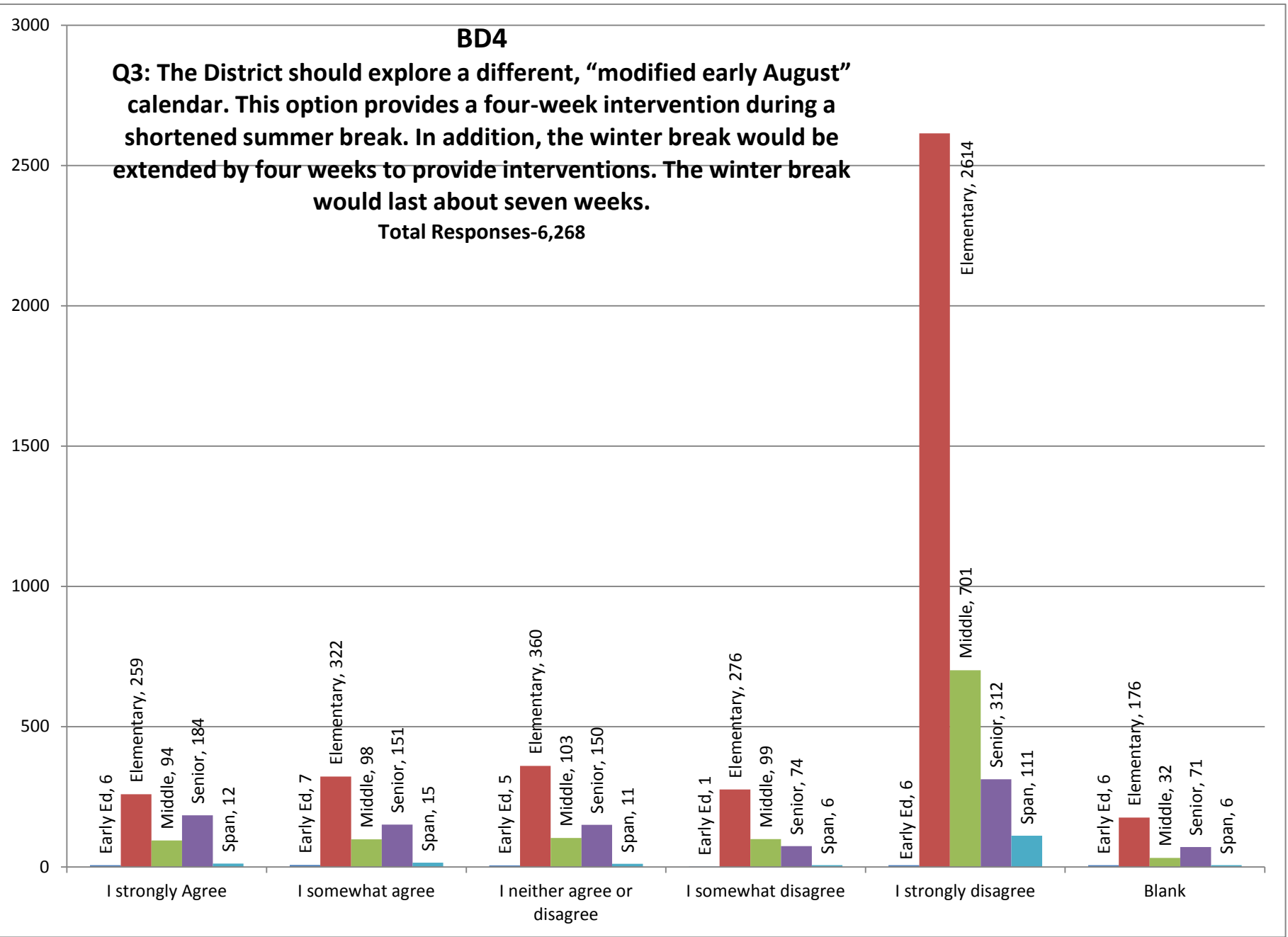
Total Responses-7,041



BD4

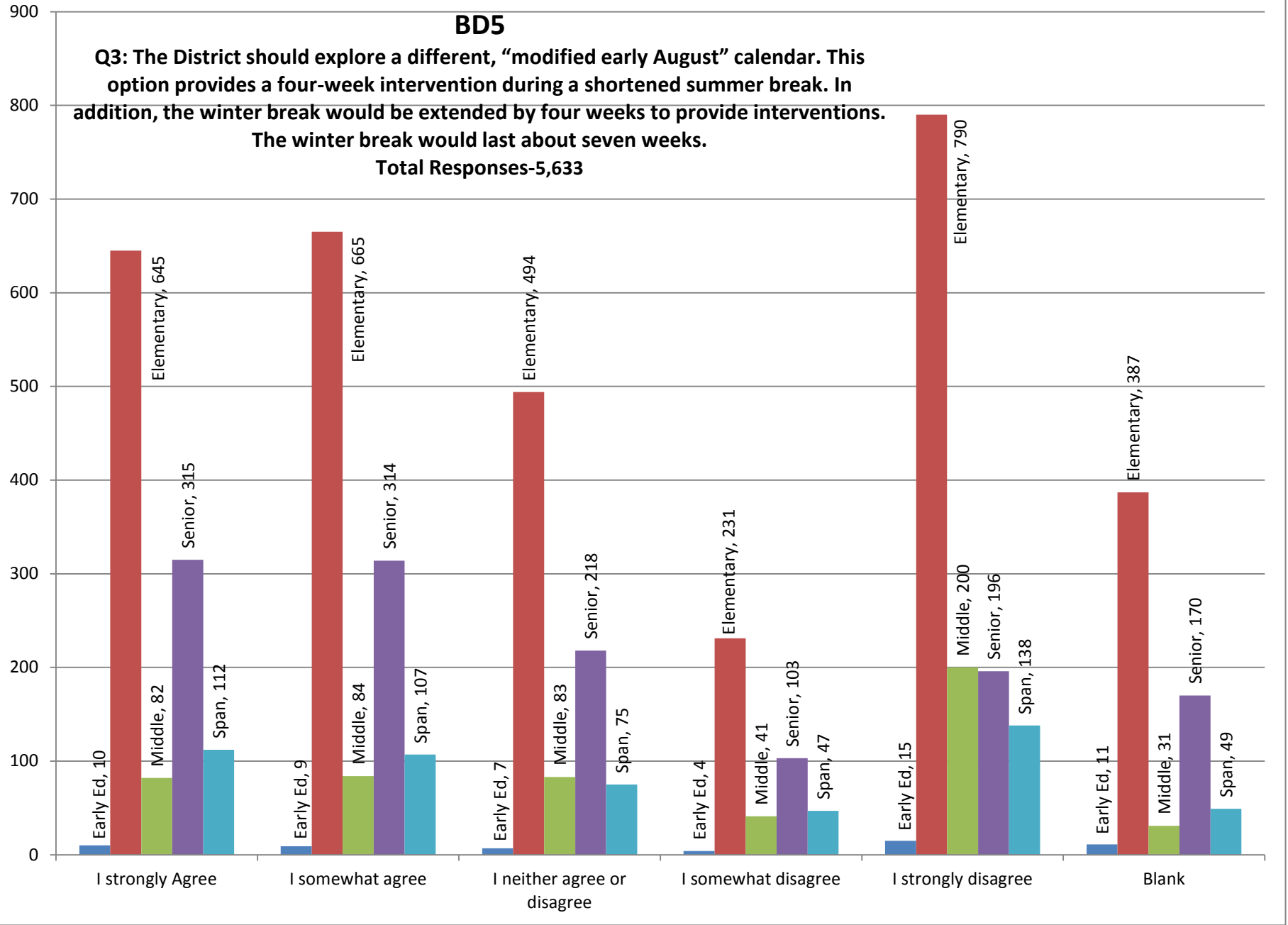
Q3: The District should explore a different, “modified early August” calendar. This option provides a four-week intervention during a shortened summer break. In addition, the winter break would be extended by four weeks to provide interventions. The winter break would last about seven weeks.

Total Responses-6,268



BD5

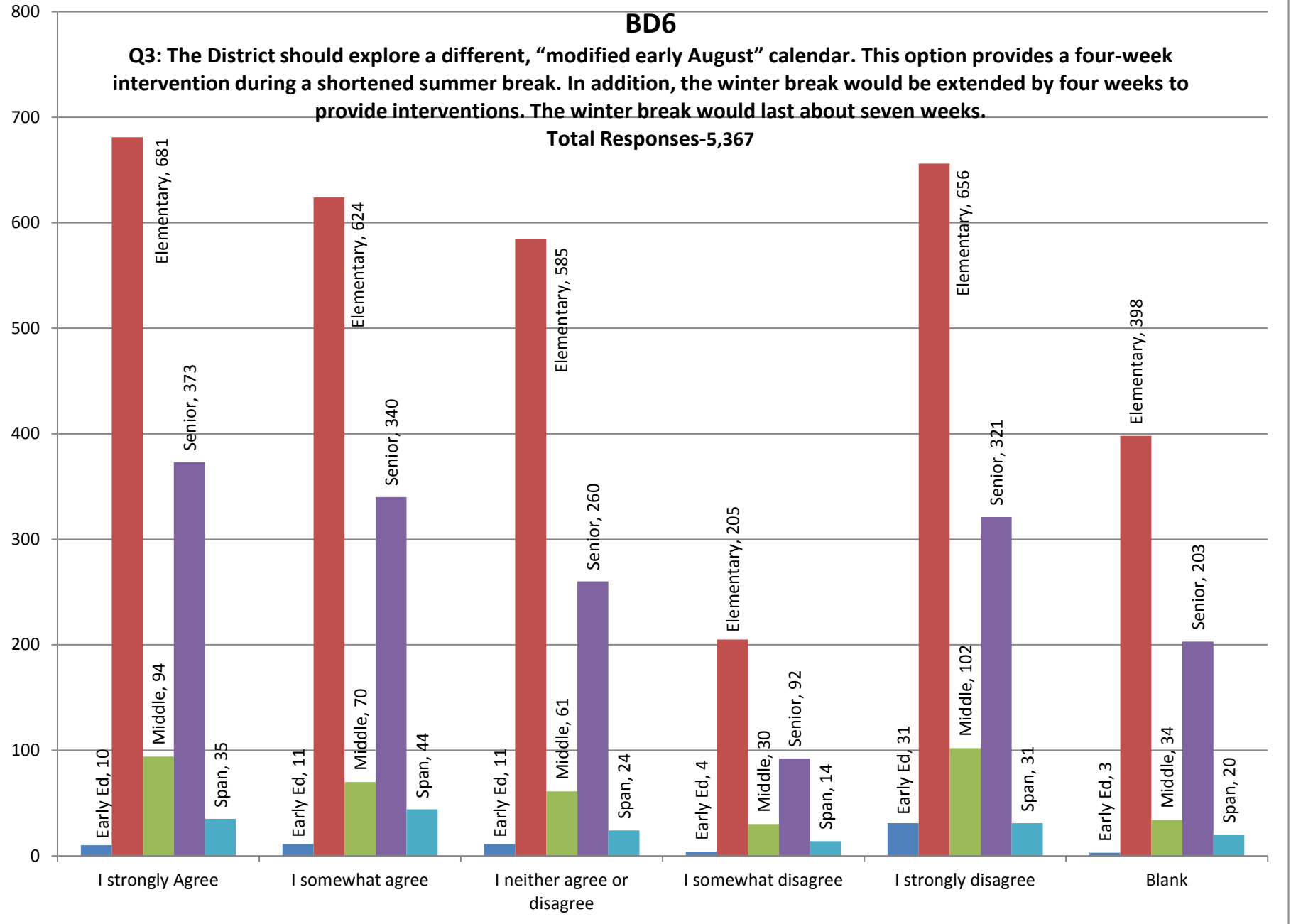
Q3: The District should explore a different, “modified early August” calendar. This option provides a four-week intervention during a shortened summer break. In addition, the winter break would be extended by four weeks to provide interventions. The winter break would last about seven weeks.
Total Responses-5,633



BD6

Q3: The District should explore a different, “modified early August” calendar. This option provides a four-week intervention during a shortened summer break. In addition, the winter break would be extended by four weeks to provide interventions. The winter break would last about seven weeks.

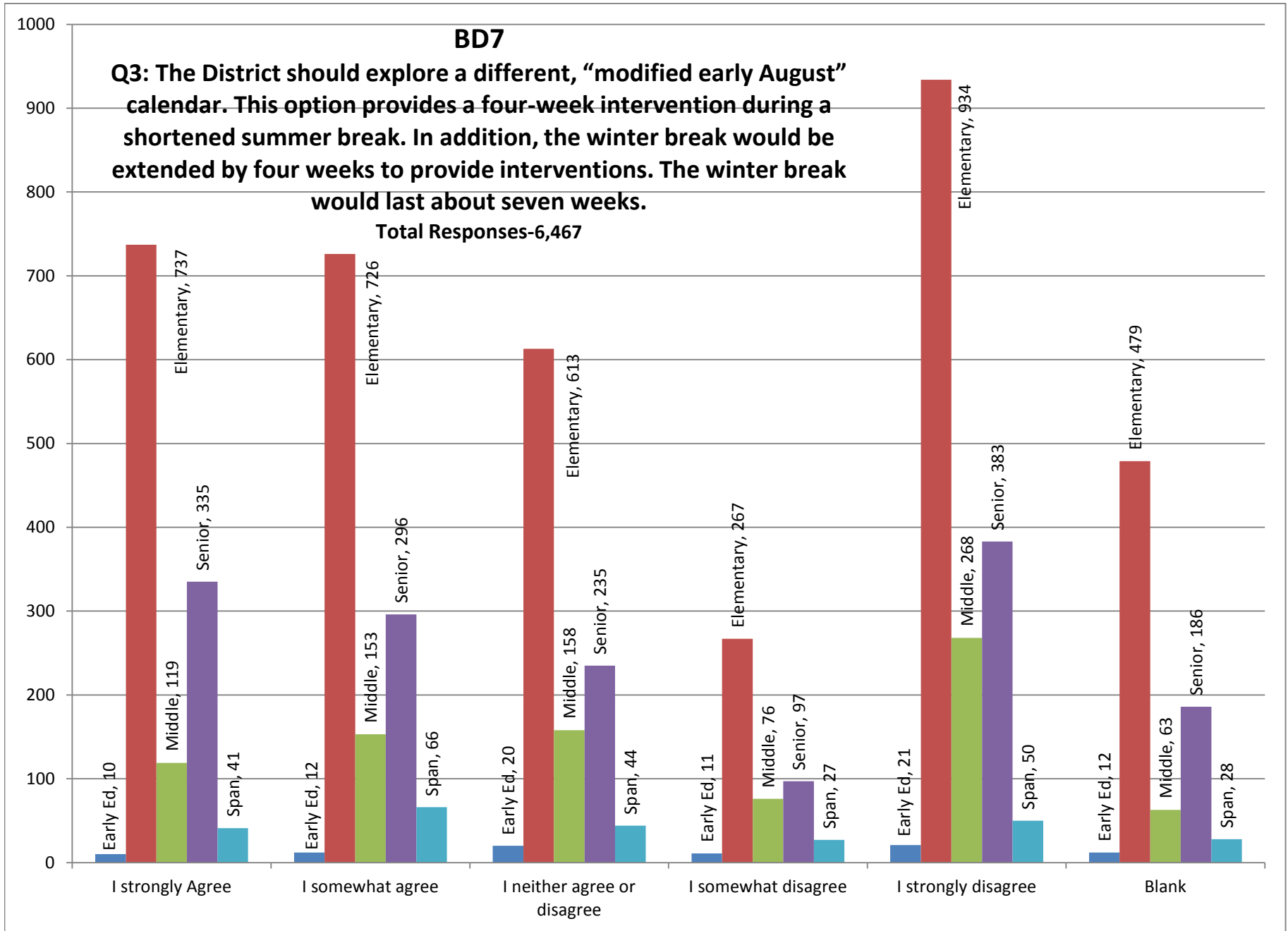
Total Responses-5,367



BD7

Q3: The District should explore a different, “modified early August” calendar. This option provides a four-week intervention during a shortened summer break. In addition, the winter break would be extended by four weeks to provide interventions. The winter break would last about seven weeks.

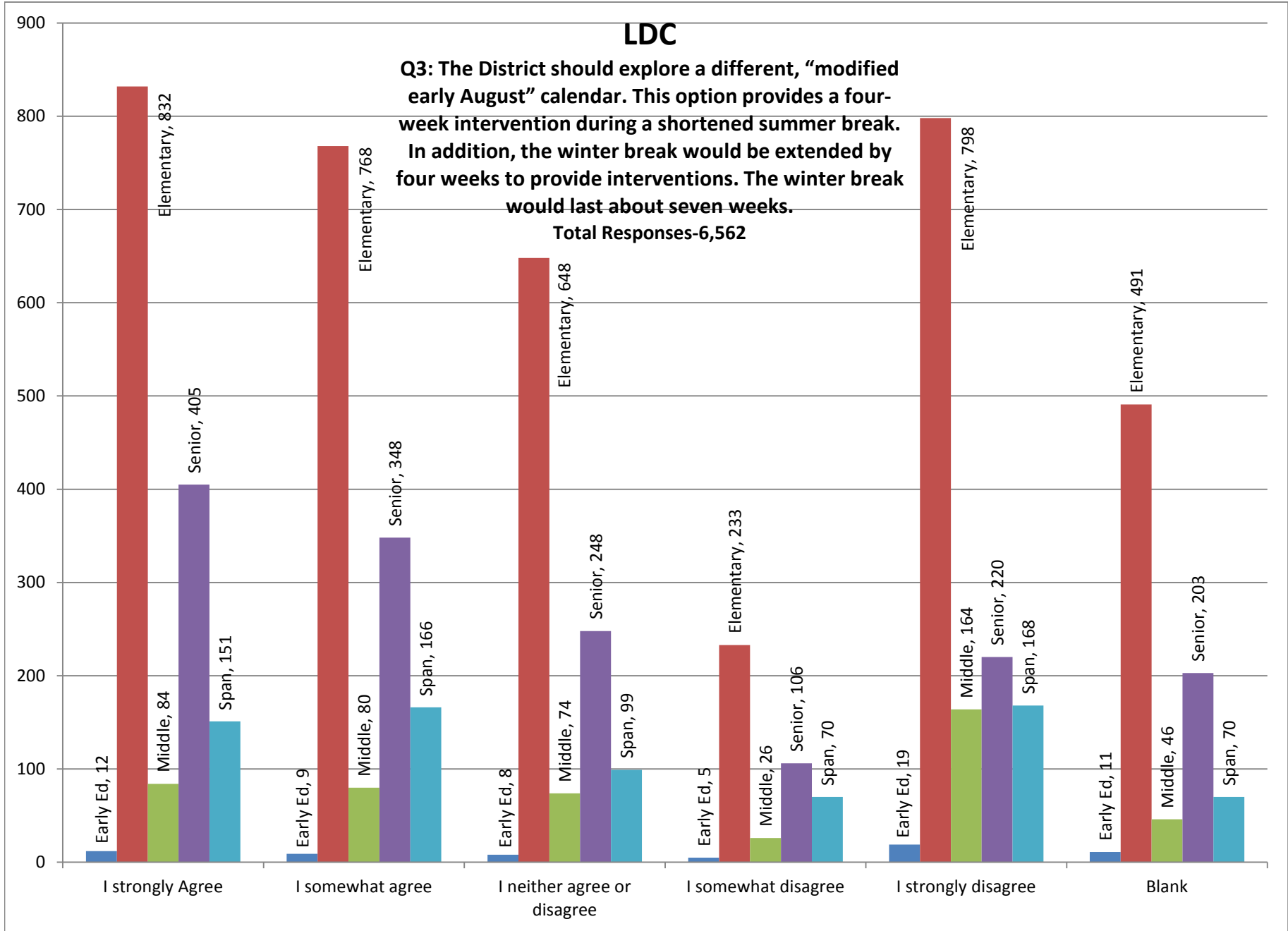
Total Responses-6,467



LDC

Q3: The District should explore a different, “modified early August” calendar. This option provides a four-week intervention during a shortened summer break. In addition, the winter break would be extended by four weeks to provide interventions. The winter break would last about seven weeks.

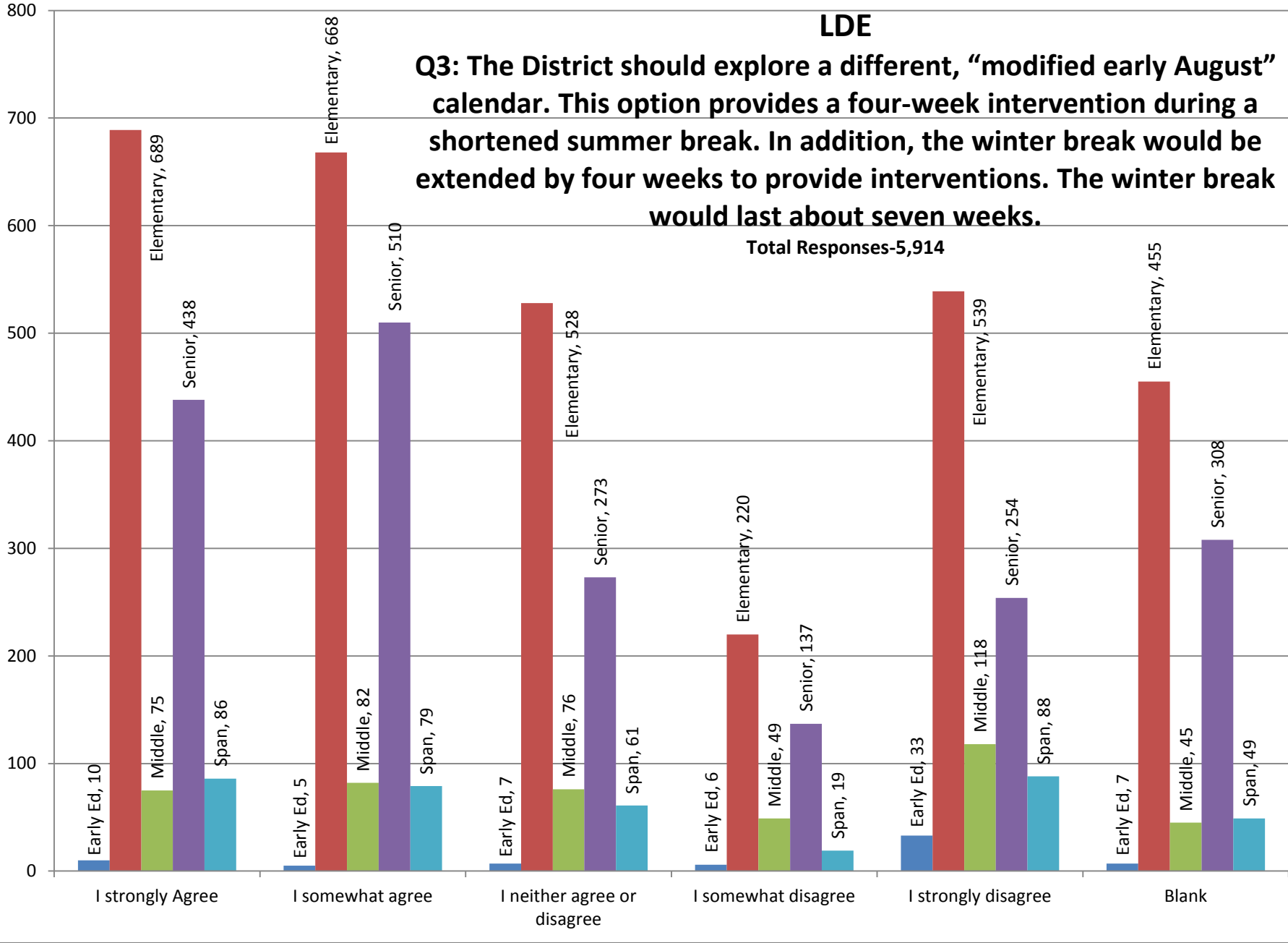
Total Responses-6,562



LDE

Q3: The District should explore a different, “modified early August” calendar. This option provides a four-week intervention during a shortened summer break. In addition, the winter break would be extended by four weeks to provide interventions. The winter break would last about seven weeks.

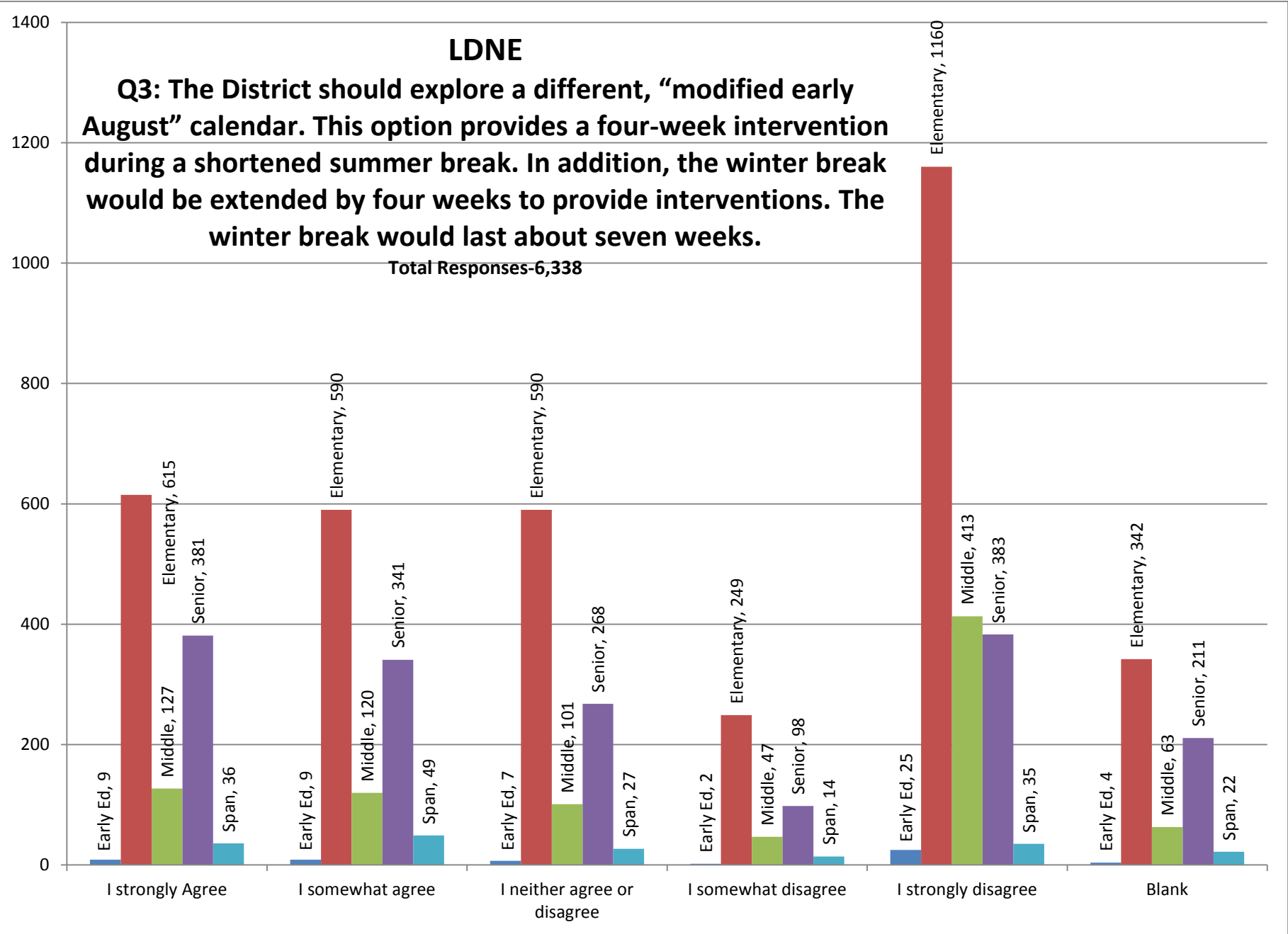
Total Responses-5,914



LDNE

Q3: The District should explore a different, “modified early August” calendar. This option provides a four-week intervention during a shortened summer break. In addition, the winter break would be extended by four weeks to provide interventions. The winter break would last about seven weeks.

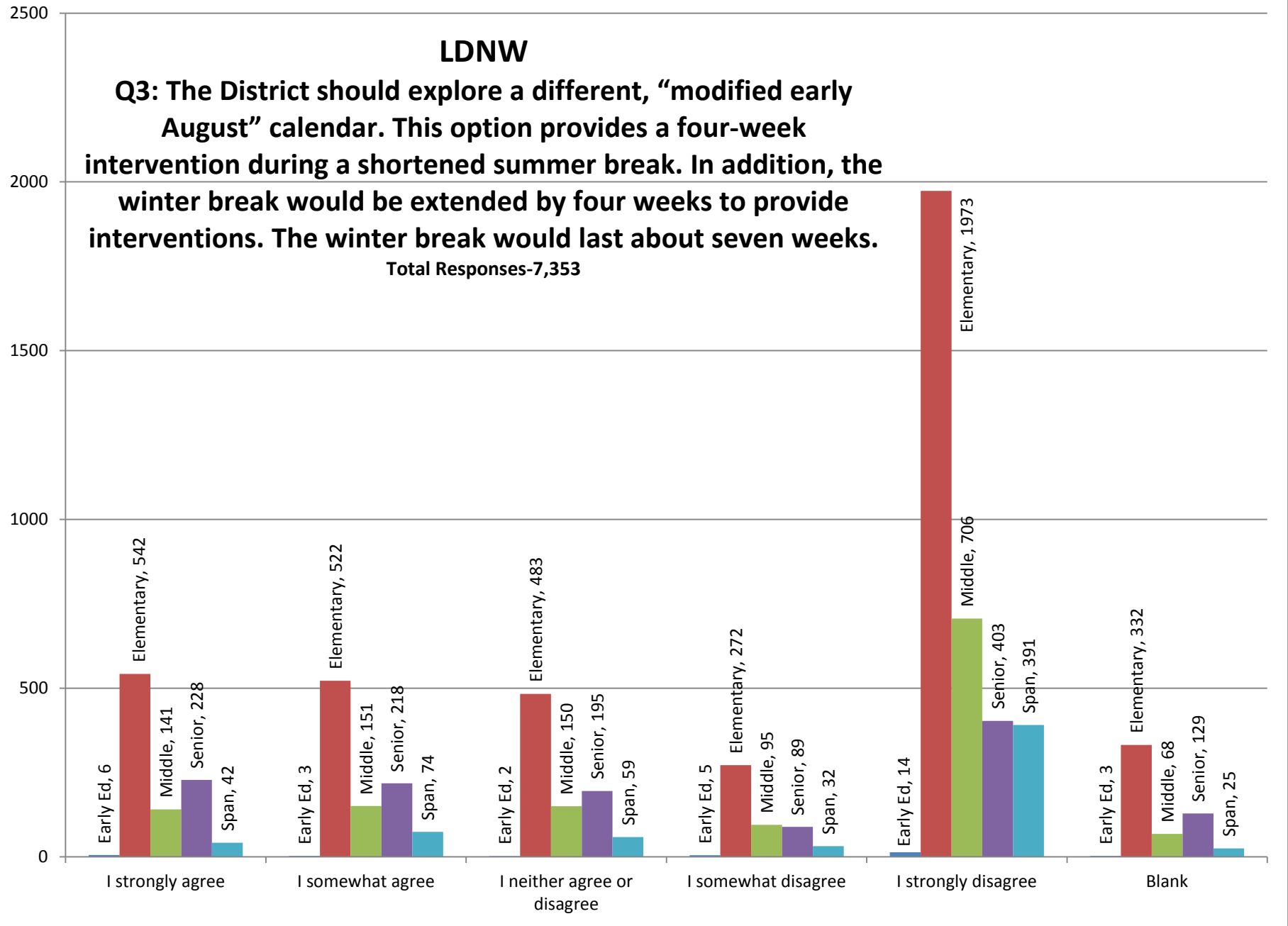
Total Responses-6,338



LDNW

Q3: The District should explore a different, “modified early August” calendar. This option provides a four-week intervention during a shortened summer break. In addition, the winter break would be extended by four weeks to provide interventions. The winter break would last about seven weeks.

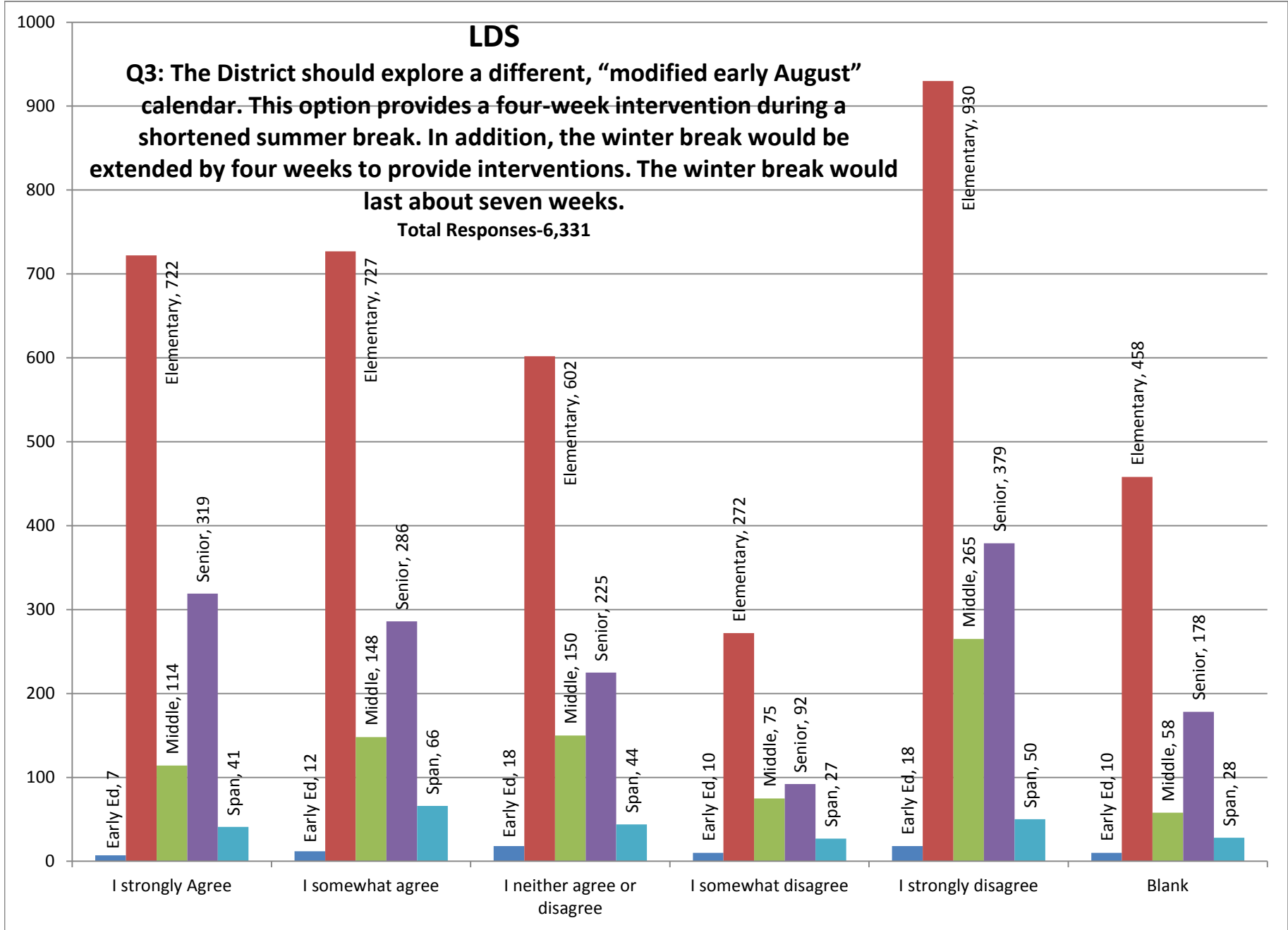
Total Responses-7,353



LDS

Q3: The District should explore a different, “modified early August” calendar. This option provides a four-week intervention during a shortened summer break. In addition, the winter break would be extended by four weeks to provide interventions. The winter break would last about seven weeks.

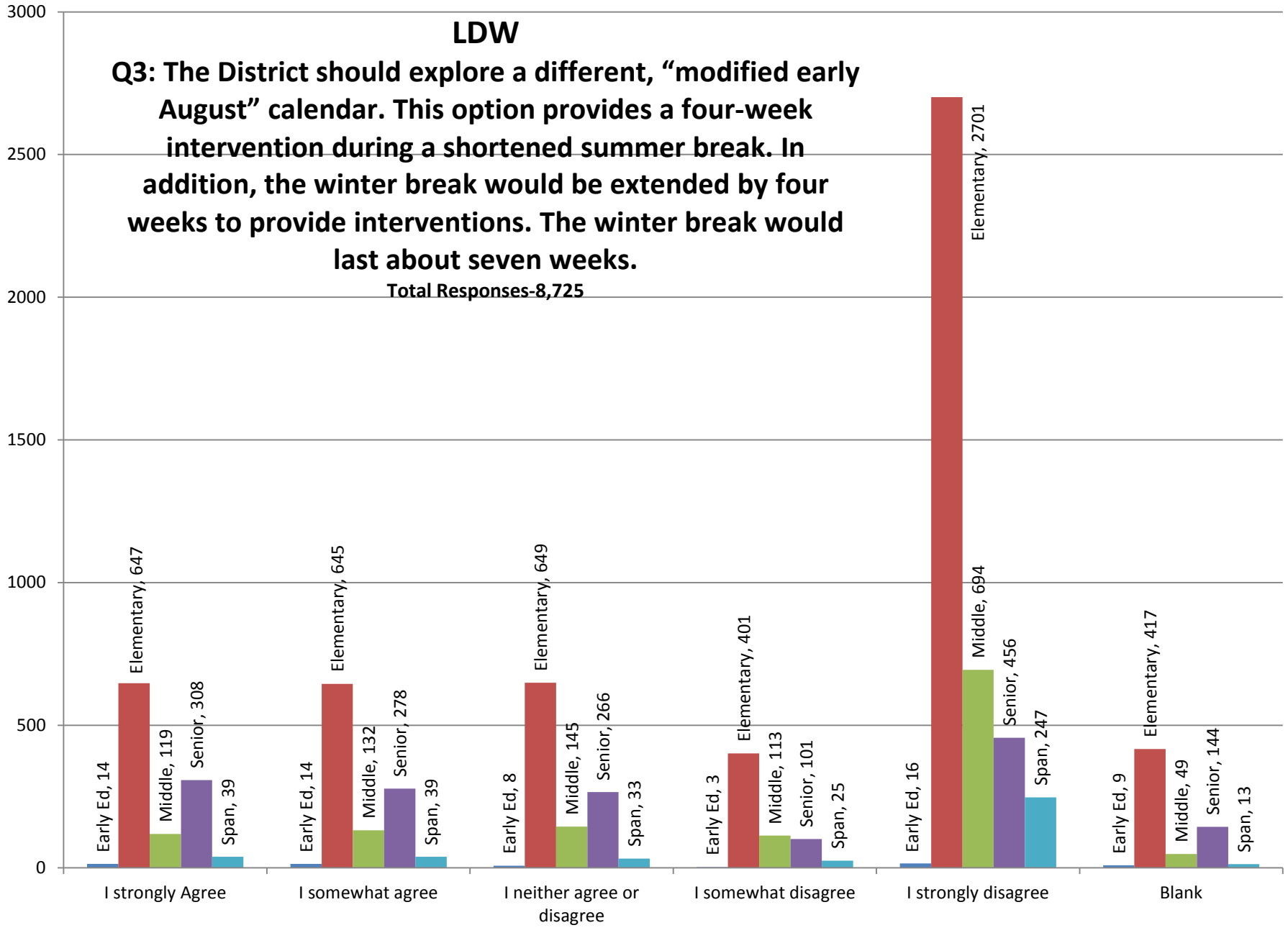
Total Responses-6,331



LDW

Q3: The District should explore a different, “modified early August” calendar. This option provides a four-week intervention during a shortened summer break. In addition, the winter break would be extended by four weeks to provide interventions. The winter break would last about seven weeks.

Total Responses-8,725



School Calendar Survey - Parents

Summary by Board District

Question 4: It is important that both elementary and secondary schools follow the same calendar.

41,345 Survey Responses from Parents

		Count:						Percentage:					
	Total	Strongly Agree	Somewhat Agree	Neither Agree or Disagree	Somewhat Disagree	Strongly Disagree	Blank	Strongly Agree	Somewhat Agree	Neither Agree or Disagree	Somewhat Disagree	Strongly Disagree	Blank
All Parents	41,345	25,639	4,546	3,083	845	961	6,271	62%	11%	7%	2%	2%	15%
Board District 1	4,447	2,736	523	319	84	81	704	62%	12%	7%	2%	2%	16%
Early Ed	19	12	3	2	1	1	0	63%	16%	11%	5%	5%	0%
Elementary	2,687	1,645	303	166	50	50	473	61%	11%	6%	2%	2%	18%
Middle	388	246	57	33	6	7	39	63%	15%	9%	2%	2%	10%
Senior	887	531	96	66	15	14	165	60%	11%	7%	2%	2%	19%
Span	466	302	64	52	12	9	27	65%	14%	11%	3%	2%	6%
Board District 2	6,122	3,646	579	345	99	104	1,349	60%	9%	6%	2%	2%	22%
Early Ed	65	47	6	2	1	3	6	72%	9%	3%	2%	5%	9%
Elementary	3,306	1,993	315	168	51	48	731	60%	10%	5%	2%	1%	22%
Middle	348	213	34	31	2	10	58	61%	10%	9%	1%	3%	17%
Senior	1,961	1,117	188	115	33	36	472	57%	10%	6%	2%	2%	24%
Span	442	276	36	29	12	7	82	62%	8%	7%	3%	2%	19%
Board District 3	7,041	4,524	806	634	187	218	672	64%	11%	9%	3%	3%	10%
Early Ed	40	25	5	2	1	1	6	63%	13%	5%	3%	3%	15%
Elementary	3,708	2,419	449	291	94	121	334	65%	12%	8%	3%	3%	9%
Middle	1,551	1,016	175	172	43	40	105	66%	11%	11%	3%	3%	7%
Senior	1,199	716	110	110	39	29	195	60%	9%	9%	3%	2%	16%
Span	543	348	67	59	10	27	32	64%	12%	11%	2%	5%	6%

Percentages are rounded to the nearest whole number and may not add up to 100%.

School Calendar Survey - Parents

Summary by Board District

Question 4: It is important that both elementary and secondary schools follow the same calendar.
41,345 Survey Responses from Parents

		Count:						Percentage:					
	Total	Strongly Agree	Somewhat Agree	Neither Agree or Disagree	Somewhat Disagree	Strongly Disagree	Blank	Strongly Agree	Somewhat Agree	Neither Agree or Disagree	Somewhat Disagree	Strongly Disagree	Blank
Board District 4	6,268	3,867	907	657	195	250	392	62%	14%	10%	3%	4%	6%
Early Ed	31	14	5	5	1	0	6	45%	16%	16%	3%	0%	19%
Elementary	4,007	2,440	620	407	134	178	228	61%	15%	10%	3%	4%	6%
Middle	1,127	723	157	134	39	36	38	64%	14%	12%	3%	3%	3%
Senior	942	585	106	93	16	30	112	62%	11%	10%	2%	3%	12%
Span	161	105	19	18	5	6	8	65%	12%	11%	3%	4%	5%
Board District 5	5,633	3,418	600	379	108	117	1,011	61%	11%	7%	2%	2%	18%
Early Ed	56	28	4	6	3	3	12	50%	7%	11%	5%	5%	21%
Elementary	3,212	1,946	336	218	65	55	592	61%	10%	7%	2%	2%	18%
Middle	521	344	63	44	9	20	41	66%	12%	8%	2%	4%	8%
Senior	1,316	772	136	74	25	20	289	59%	10%	6%	2%	2%	22%
Span	528	328	61	37	6	19	77	62%	12%	7%	1%	4%	15%
Board District 6	5,367	3,387	503	306	79	77	1,015	63%	9%	6%	1%	1%	19%
Early Ed	70	46	8	8	3	2	3	66%	11%	11%	4%	3%	4%
Elementary	3,149	1,983	285	160	41	48	632	63%	9%	5%	1%	2%	20%
Middle	391	274	37	21	3	11	45	70%	9%	5%	1%	3%	12%
Senior	1,589	976	156	107	30	14	306	61%	10%	7%	2%	1%	19%
Span	168	108	17	10	2	2	29	64%	10%	6%	1%	1%	17%
Board District 7	6,467	4,061	628	443	93	114	1,128	63%	10%	7%	1%	2%	17%
Early Ed	86	50	6	10	2	5	13	58%	7%	12%	2%	6%	15%
Elementary	3,756	2,316	374	224	61	62	719	62%	10%	6%	2%	2%	19%
Middle	837	553	81	92	13	20	78	66%	10%	11%	2%	2%	9%
Senior	1,532	975	140	92	17	25	283	64%	9%	6%	1%	2%	18%
Span	256	167	27	25	0	2	35	65%	11%	10%	0%	1%	14%

Percentages are rounded to the nearest whole number and may not add up to 100%.

School Calendar Survey - Parents

Summary by Local District

Question 4: It is important that both elementary and secondary schools follow the same calendar.

41,345 Survey Responses from Parents

41,223 parents associated with Local Districts; 122 parents associated with Beaudry central office are not included in the local district data below.

Count:

	Total	Neither					
		Strongly Agree	Somewhat Agree	Agree or Disagree	Somewhat Disagree	Strongly Disagree	Blank
All Parents	41,345	25,639	4,546	3,083	845	961	6,271
LD Central	6,562	3,985	676	433	117	131	1,220
Early Ed	64	35	9	4	3	2	11
Elementary	3,770	2,300	382	228	66	70	724
Middle	474	284	69	43	8	17	53
Senior	1,530	892	148	105	26	30	329
Span	724	474	68	53	14	12	103
LD East	5,914	3,522	581	330	89	101	1,291
Early Ed	68	49	4	2	1	4	8
Elementary	3,099	1,864	302	171	46	42	674
Middle	445	300	36	37	3	14	55
Senior	1,920	1,087	198	96	33	26	480
Span	382	222	41	24	6	15	74
LD Northeast	6,338	3,949	676	464	121	132	996
Early Ed	56	33	8	7	2	2	4
Elementary	3,546	2,228	376	242	67	79	554
Middle	871	565	101	79	17	30	79
Senior	1,682	1,005	174	125	33	18	327
Span	183	118	17	11	2	3	32

Percentage:

	Neither					
	Strongly Agree	Somewhat Agree	Agree or Disagree	Somewhat Disagree	Strongly Disagree	Blank
All Parents	62%	11%	7%	2%	2%	15%
LD Central	61%	10%	7%	2%	2%	19%
Early Ed	55%	14%	6%	5%	3%	17%
Elementary	61%	10%	6%	2%	2%	19%
Middle	60%	15%	9%	2%	4%	11%
Senior	58%	10%	7%	2%	2%	22%
Span	65%	9%	7%	2%	2%	14%
LD East	60%	10%	6%	2%	2%	22%
Early Ed	72%	6%	3%	1%	6%	12%
Elementary	60%	10%	6%	1%	1%	22%
Middle	67%	8%	8%	1%	3%	12%
Senior	57%	10%	5%	2%	1%	25%
Span	58%	11%	6%	2%	4%	19%
LD Northeast	62%	11%	7%	2%	2%	16%
Early Ed	59%	14%	13%	4%	4%	7%
Elementary	63%	11%	7%	2%	2%	16%
Middle	65%	12%	9%	2%	3%	9%
Senior	60%	10%	7%	2%	1%	19%
Span	64%	9%	6%	1%	2%	17%

Percentages are rounded to the nearest whole number and may not add up to 100%.

School Calendar Survey - Parents

Summary by Local District

Question 4: It is important that both elementary and secondary schools follow the same calendar.

41,345 Survey Responses from Parents

41,223 parents associated with Local Districts; 122 parents associated with Beaudry central office are not included in the local district data below.

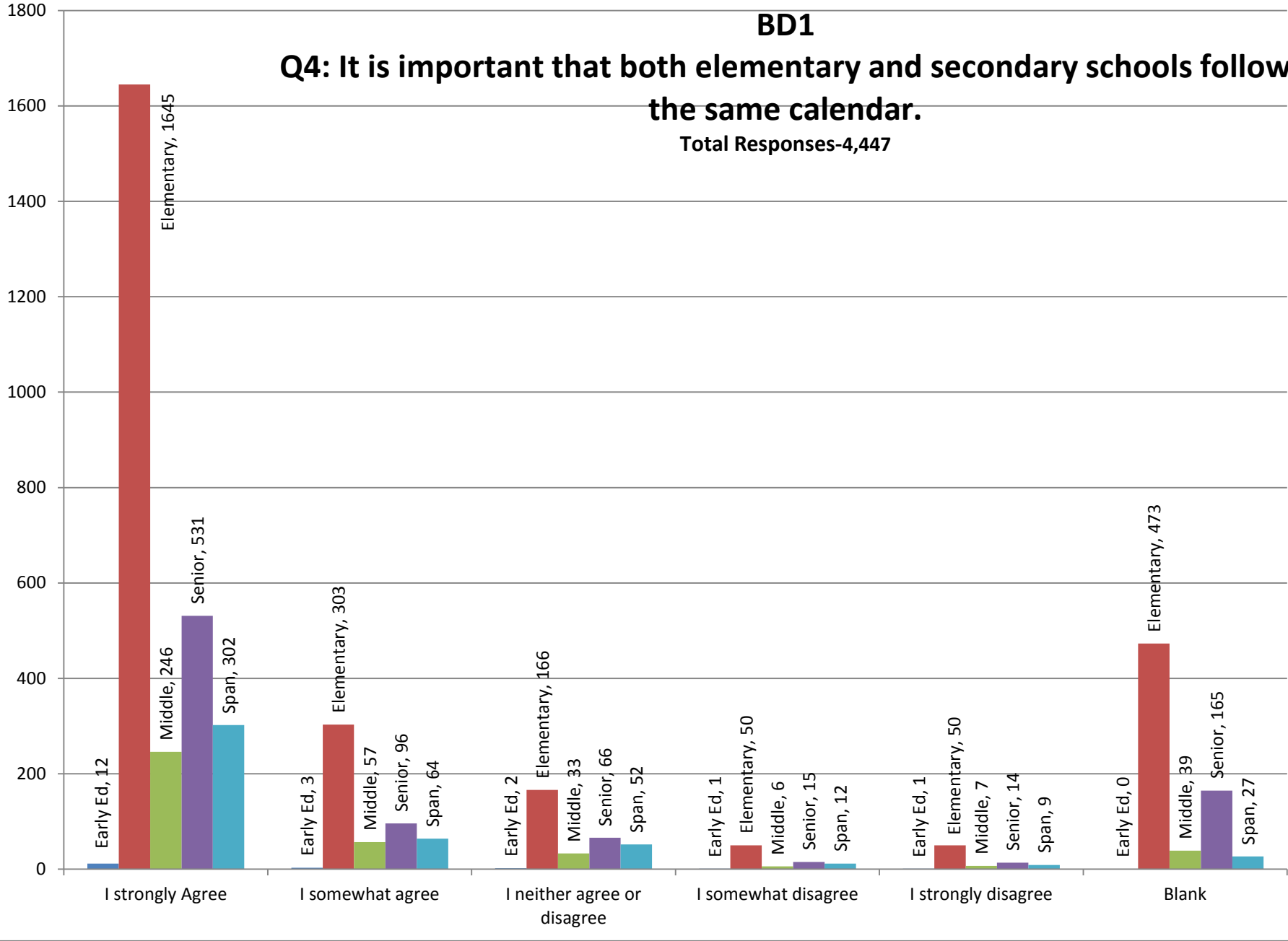
		Count:						Percentage:					
	Total	Strongly Agree	Somewhat Agree	Neither Agree or Disagree	Somewhat Disagree	Strongly Disagree	Blank	Strongly Agree	Somewhat Agree	Neither Agree or Disagree	Somewhat Disagree	Strongly Disagree	Blank
LD Northwest	7,353	4,759	793	628	193	217	763	65%	11%	9%	3%	3%	10%
Early Ed	33	21	3	3	2		4	64%	9%	9%	6%	0%	12%
Elementary	4,124	2,681	465	295	97	131	455	65%	11%	7%	2%	3%	11%
Middle	1,311	878	140	144	40	26	83	67%	11%	11%	3%	2%	6%
Senior	1,262	781	107	116	39	29	190	62%	8%	9%	3%	2%	15%
Span	623	398	78	70	15	31	31	64%	13%	11%	2%	5%	5%
LD South	6,331	4,013	604	430	95	113	1,076	63%	10%	7%	2%	2%	17%
Early Ed	75	45	5	9	2	4	10	60%	7%	12%	3%	5%	13%
Elementary	3,711	2,311	364	221	62	61	692	62%	10%	6%	2%	2%	19%
Middle	810	539	77	88	13	20	73	67%	10%	11%	2%	2%	9%
Senior	1,479	951	131	87	18	26	266	64%	9%	6%	1%	2%	18%
Span	256	167	27	25		2	35	65%	11%	10%	0%	1%	14%
LD West	8,725	5,349	1,203	786	227	262	898	61%	14%	9%	3%	3%	10%
Early Ed	64	35	7	9	2	2	9	55%	11%	14%	3%	3%	14%
Elementary	5,460	3,300	781	466	155	175	583	60%	14%	9%	3%	3%	11%
Middle	1,252	803	181	136	34	37	61	64%	14%	11%	3%	3%	5%
Senior	1,553	956	174	128	26	39	230	62%	11%	8%	2%	3%	15%
Span	396	255	60	47	10	9	15	64%	15%	12%	3%	2%	4%

Percentages are rounded to the nearest whole number and may not add up to 100%.

BD1

Q4: It is important that both elementary and secondary schools follow the same calendar.

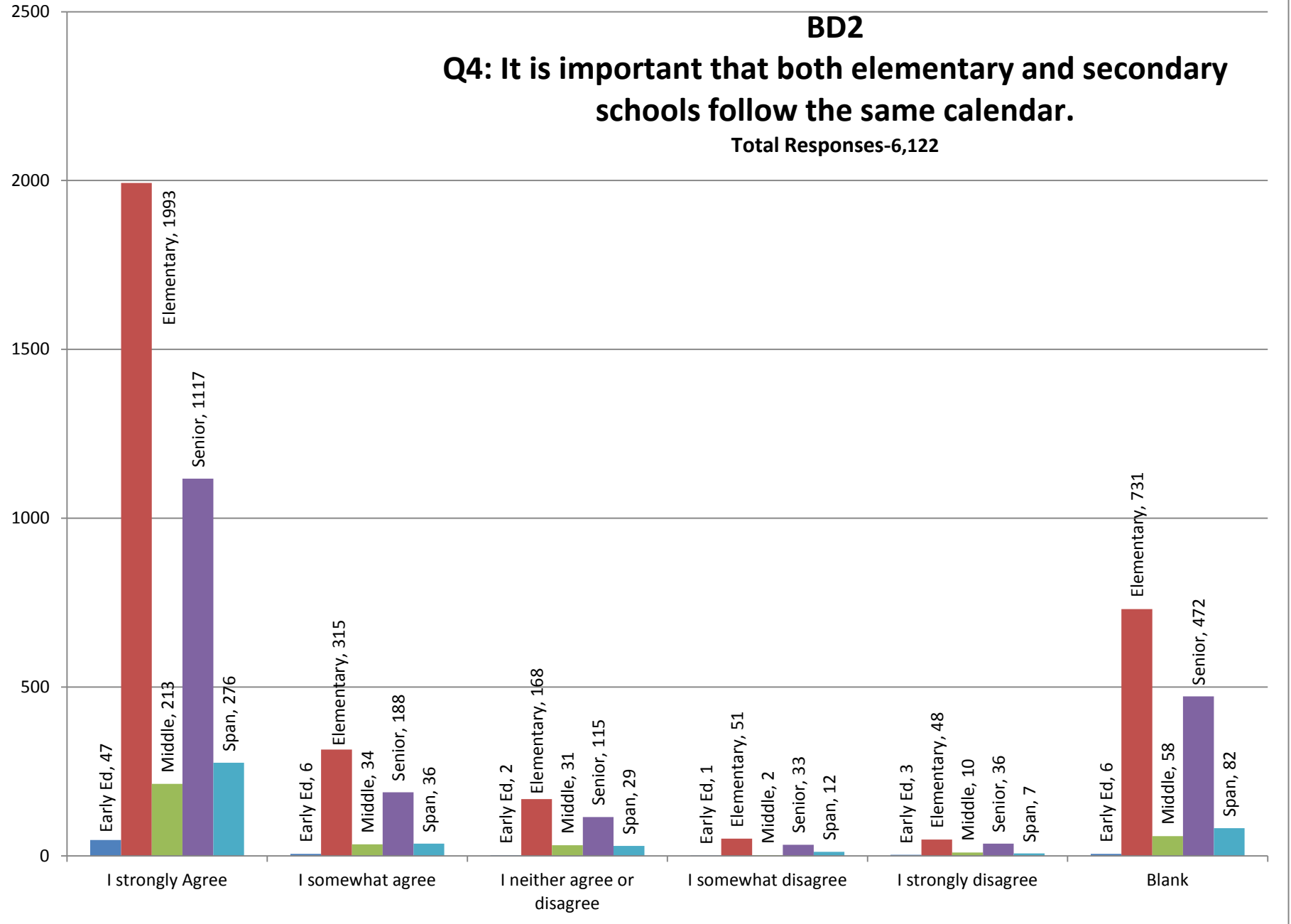
Total Responses-4,447



BD2

Q4: It is important that both elementary and secondary schools follow the same calendar.

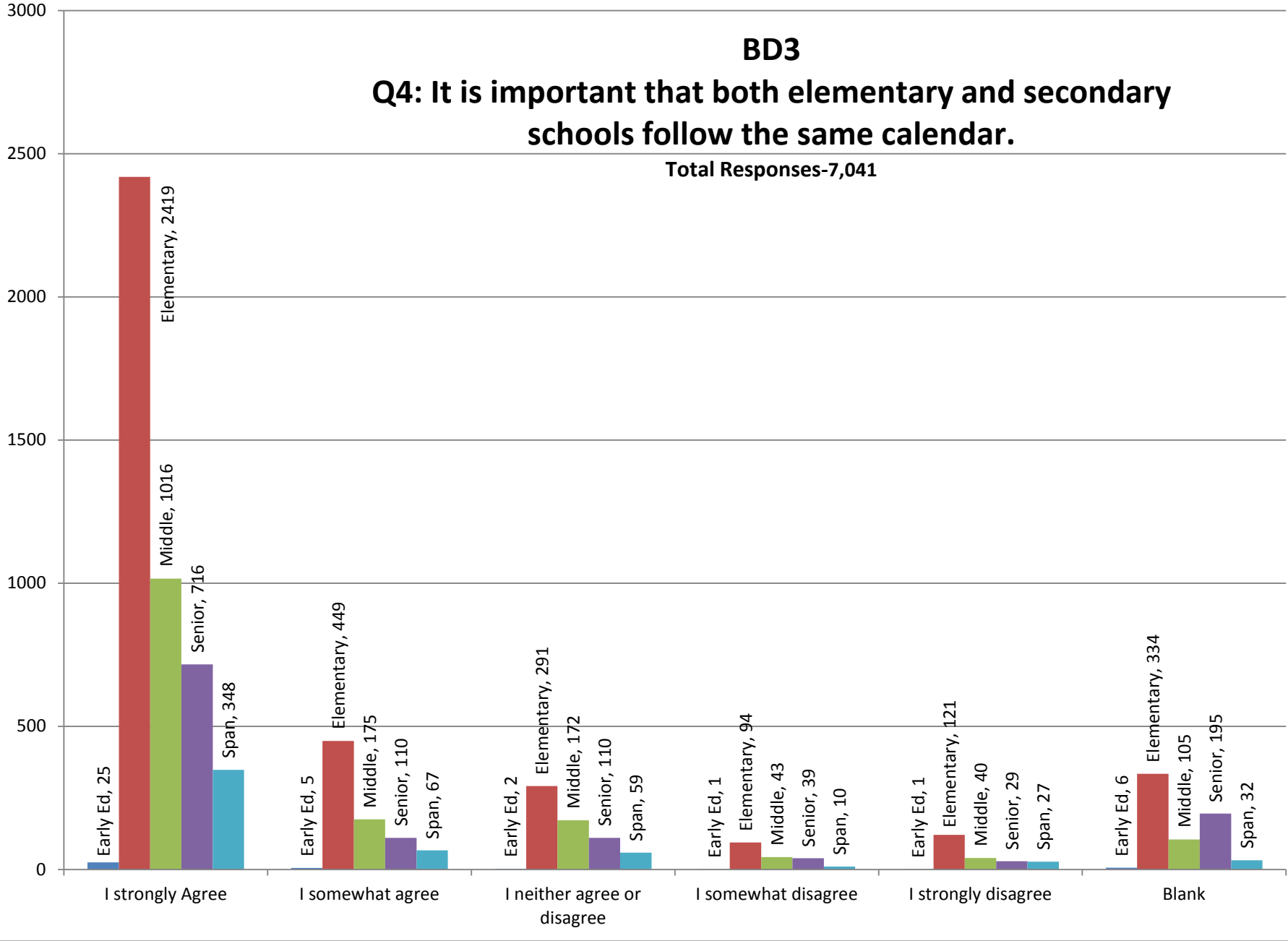
Total Responses-6,122



BD3

Q4: It is important that both elementary and secondary schools follow the same calendar.

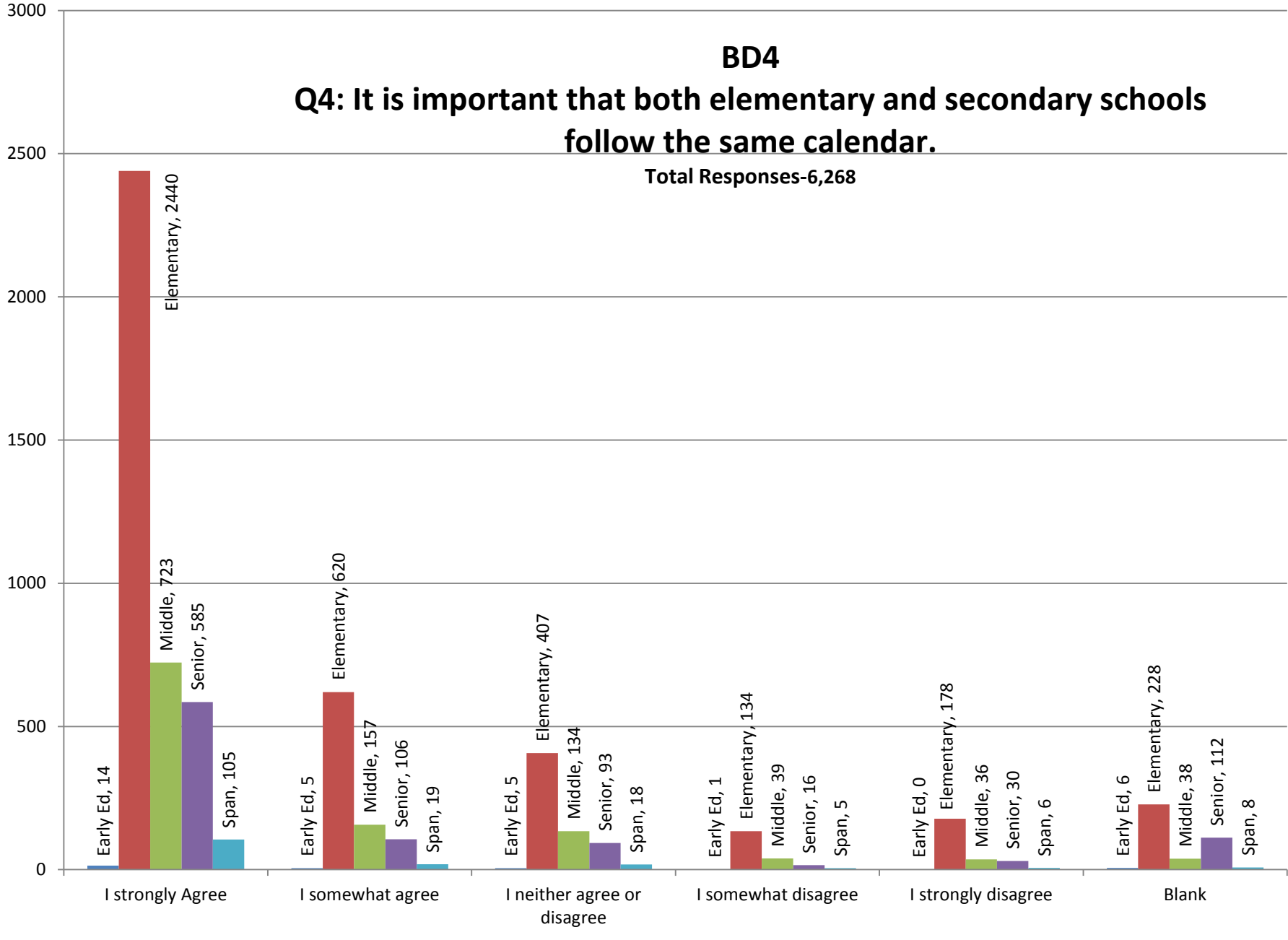
Total Responses-7,041



BD4

Q4: It is important that both elementary and secondary schools follow the same calendar.

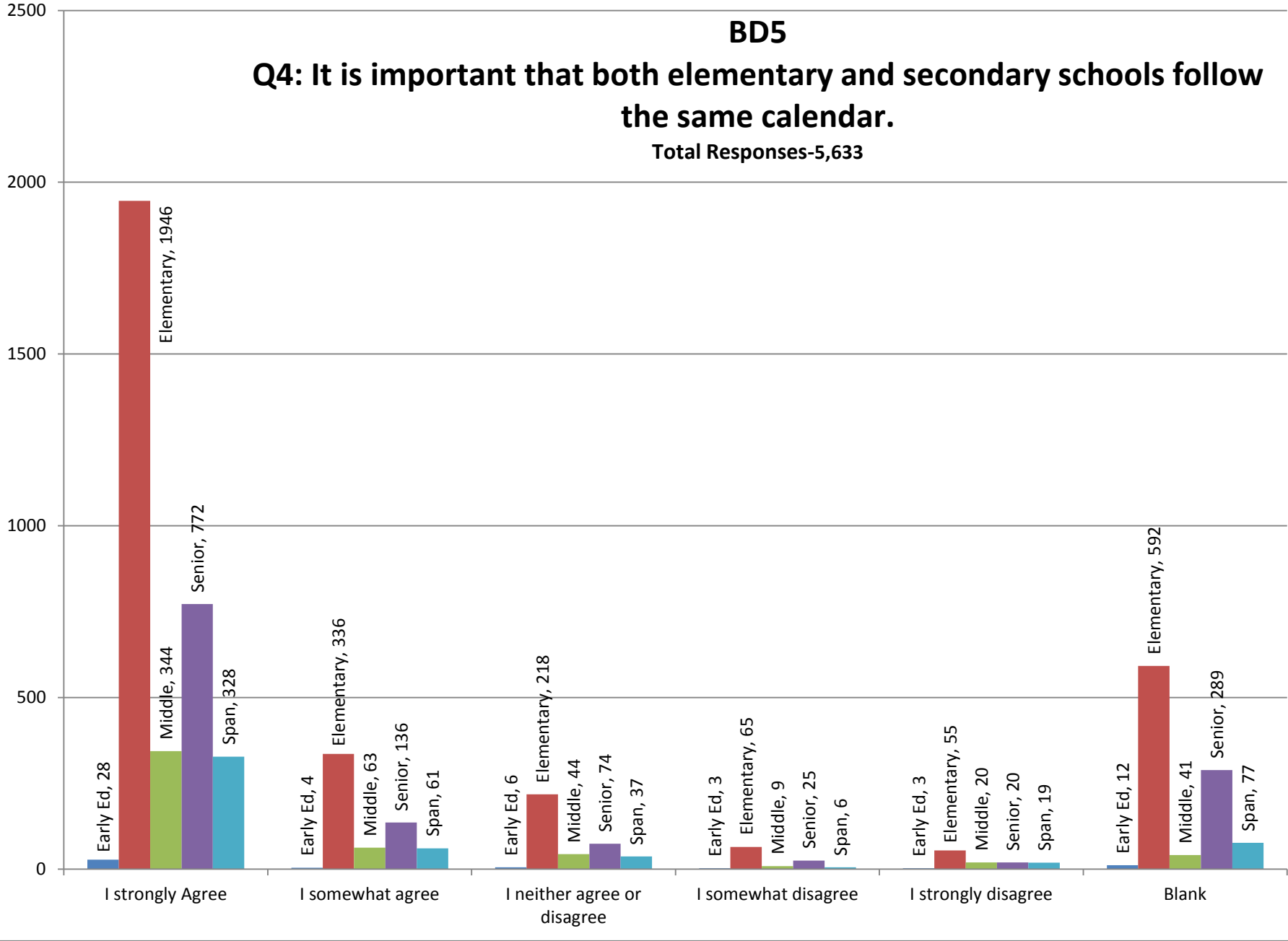
Total Responses-6,268



BD5

Q4: It is important that both elementary and secondary schools follow the same calendar.

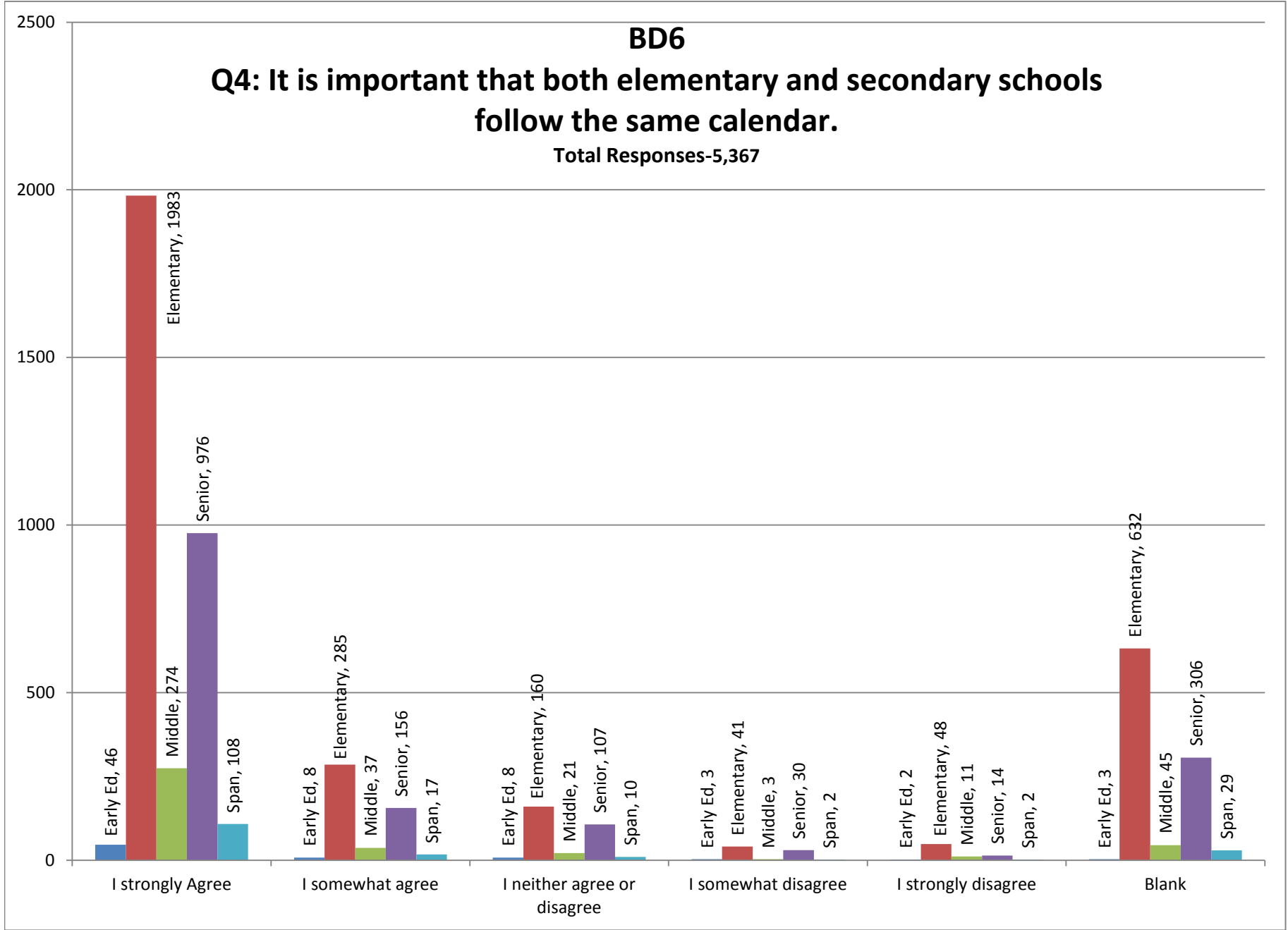
Total Responses-5,633



BD6

Q4: It is important that both elementary and secondary schools follow the same calendar.

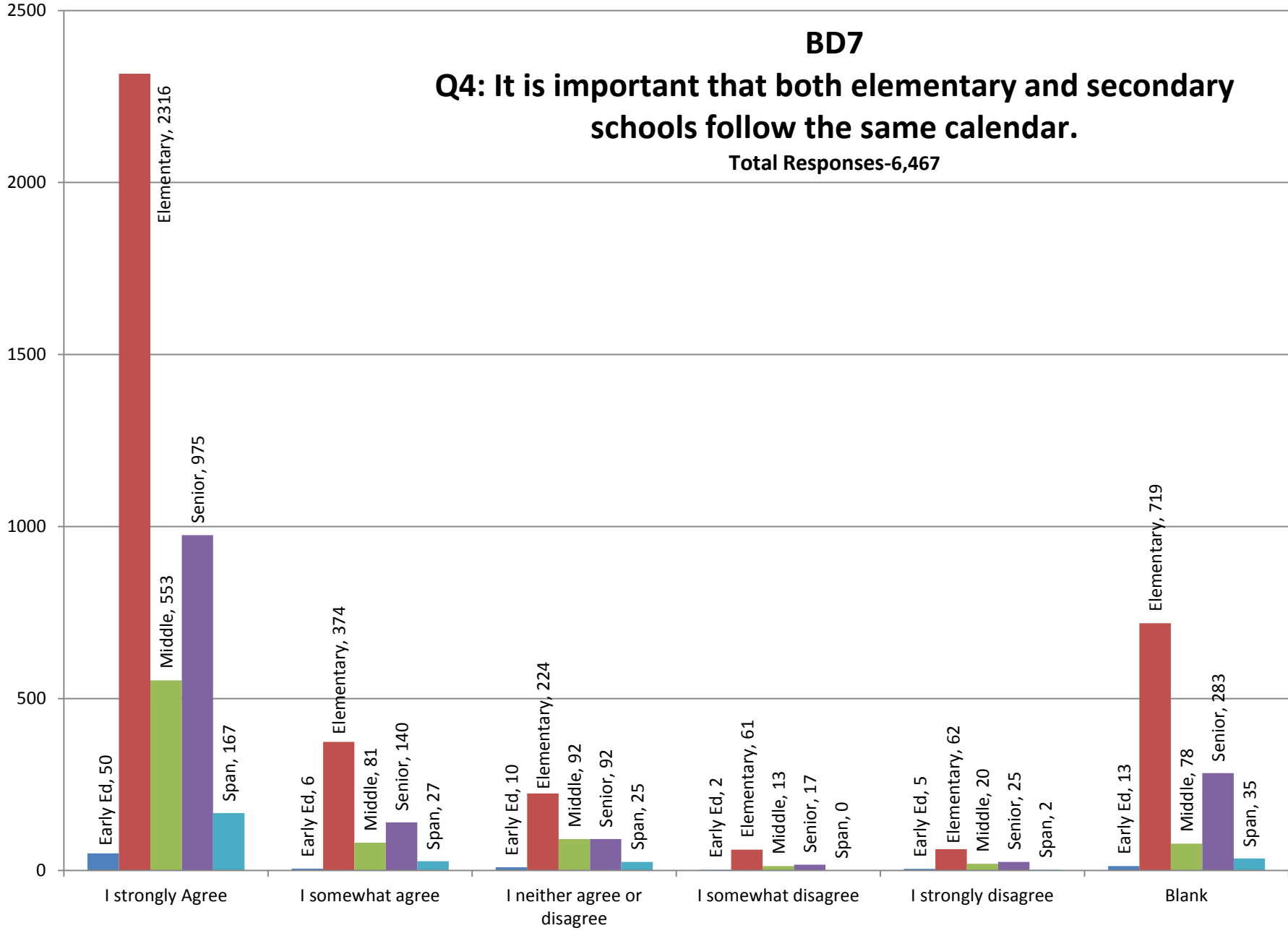
Total Responses-5,367



BD7

Q4: It is important that both elementary and secondary schools follow the same calendar.

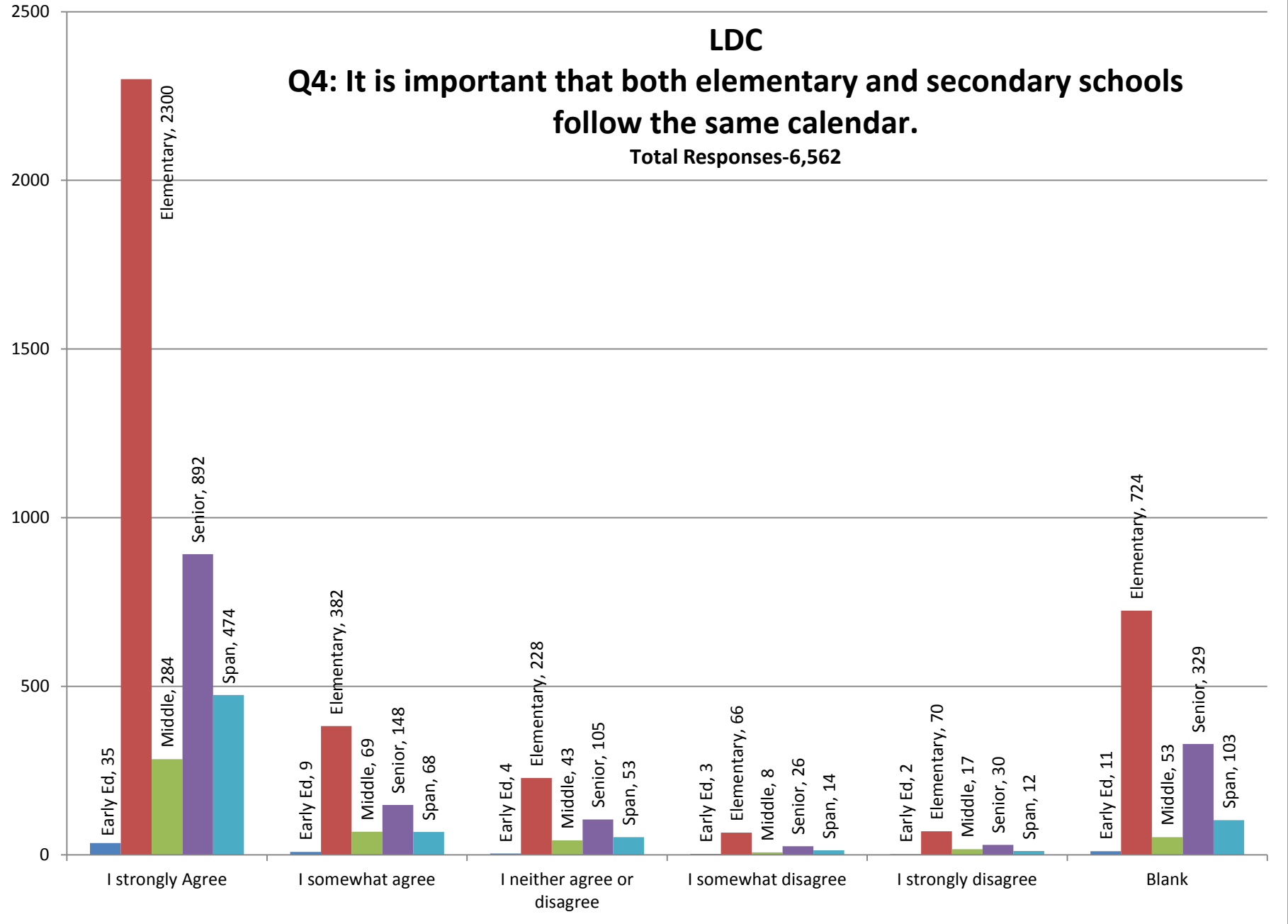
Total Responses-6,467



LDC

Q4: It is important that both elementary and secondary schools follow the same calendar.

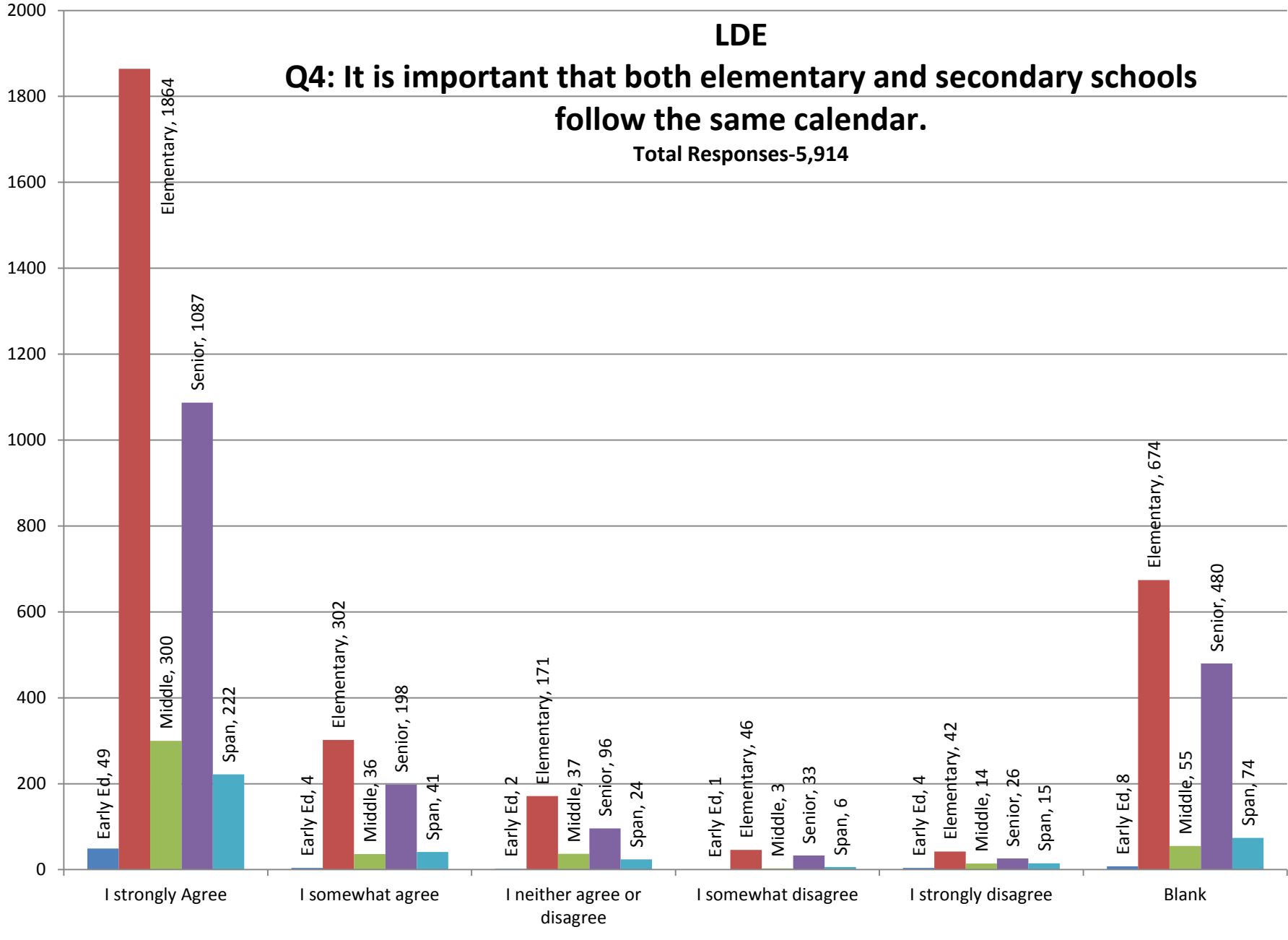
Total Responses-6,562



LDE

Q4: It is important that both elementary and secondary schools follow the same calendar.

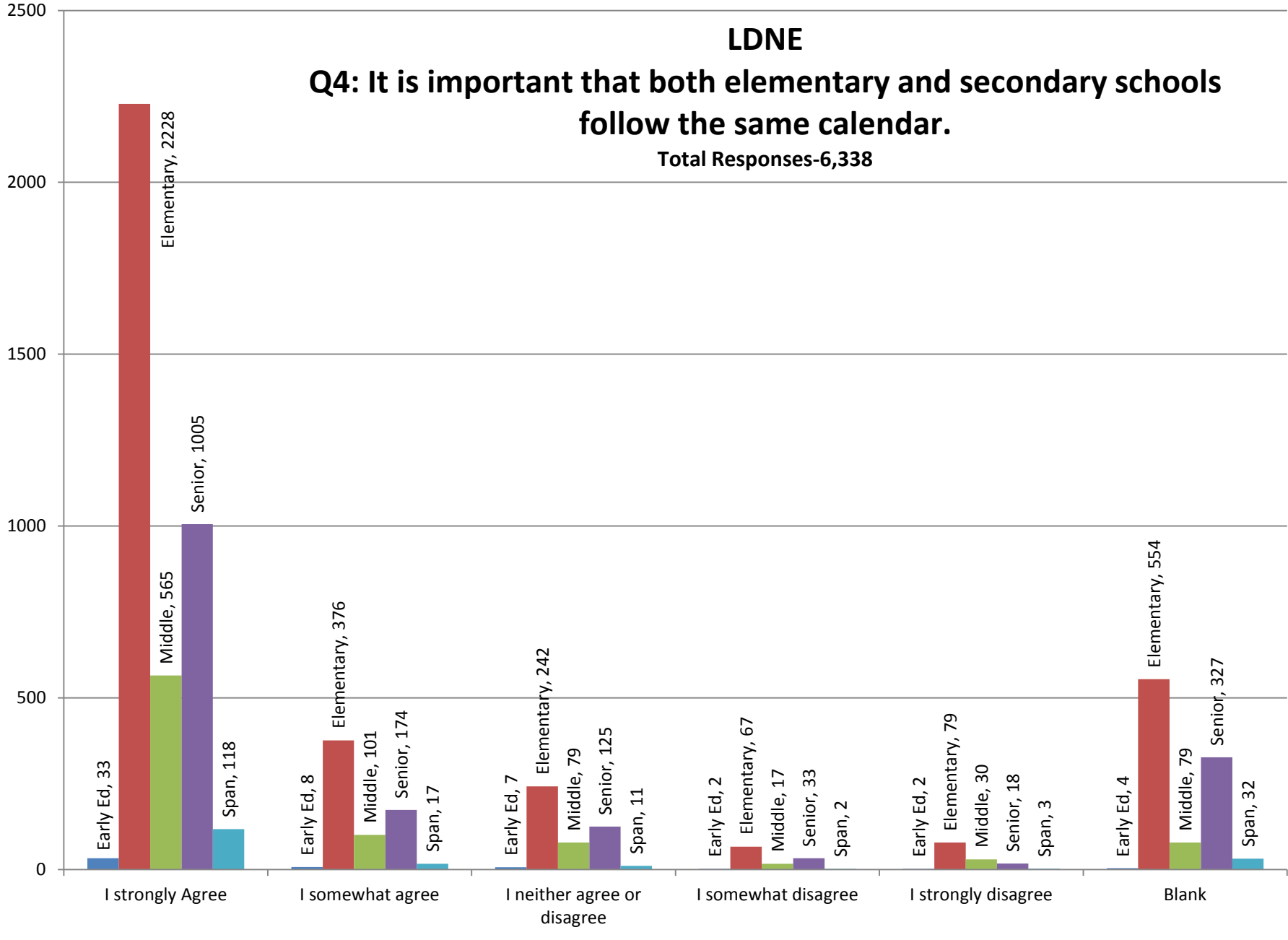
Total Responses-5,914



LDNE

Q4: It is important that both elementary and secondary schools follow the same calendar.

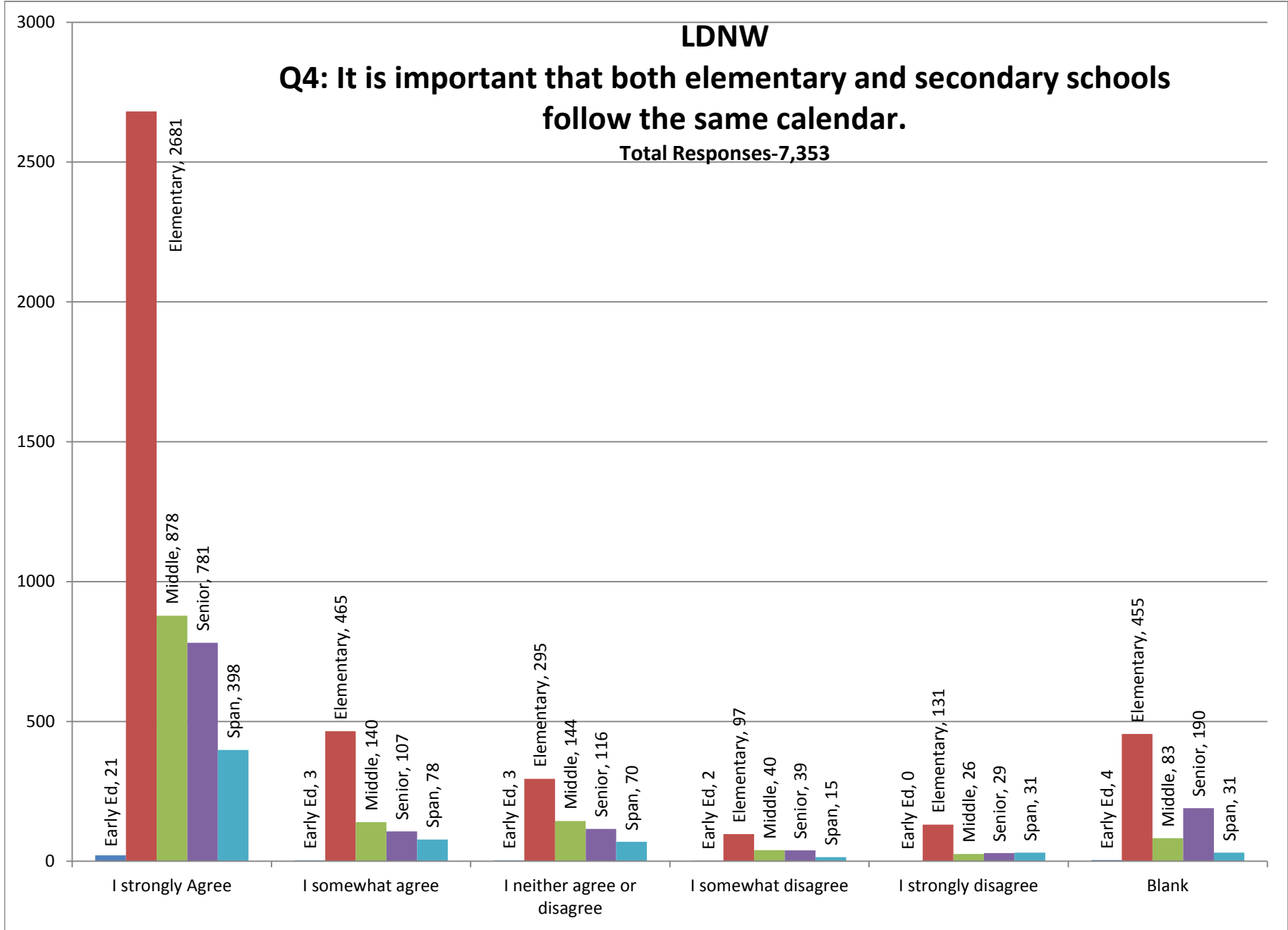
Total Responses-6,338



LDNW

Q4: It is important that both elementary and secondary schools follow the same calendar.

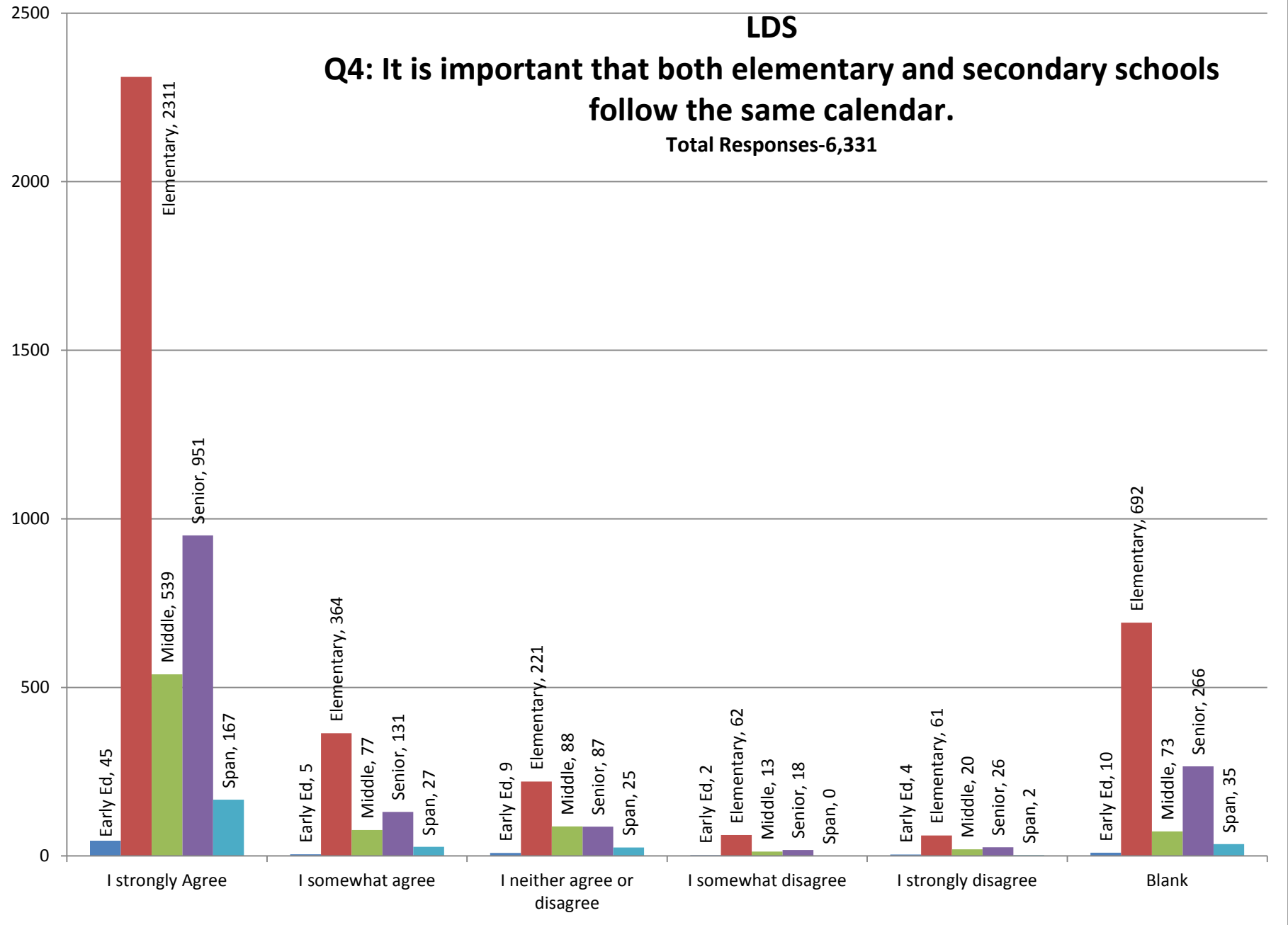
Total Responses-7,353



LDS

Q4: It is important that both elementary and secondary schools follow the same calendar.

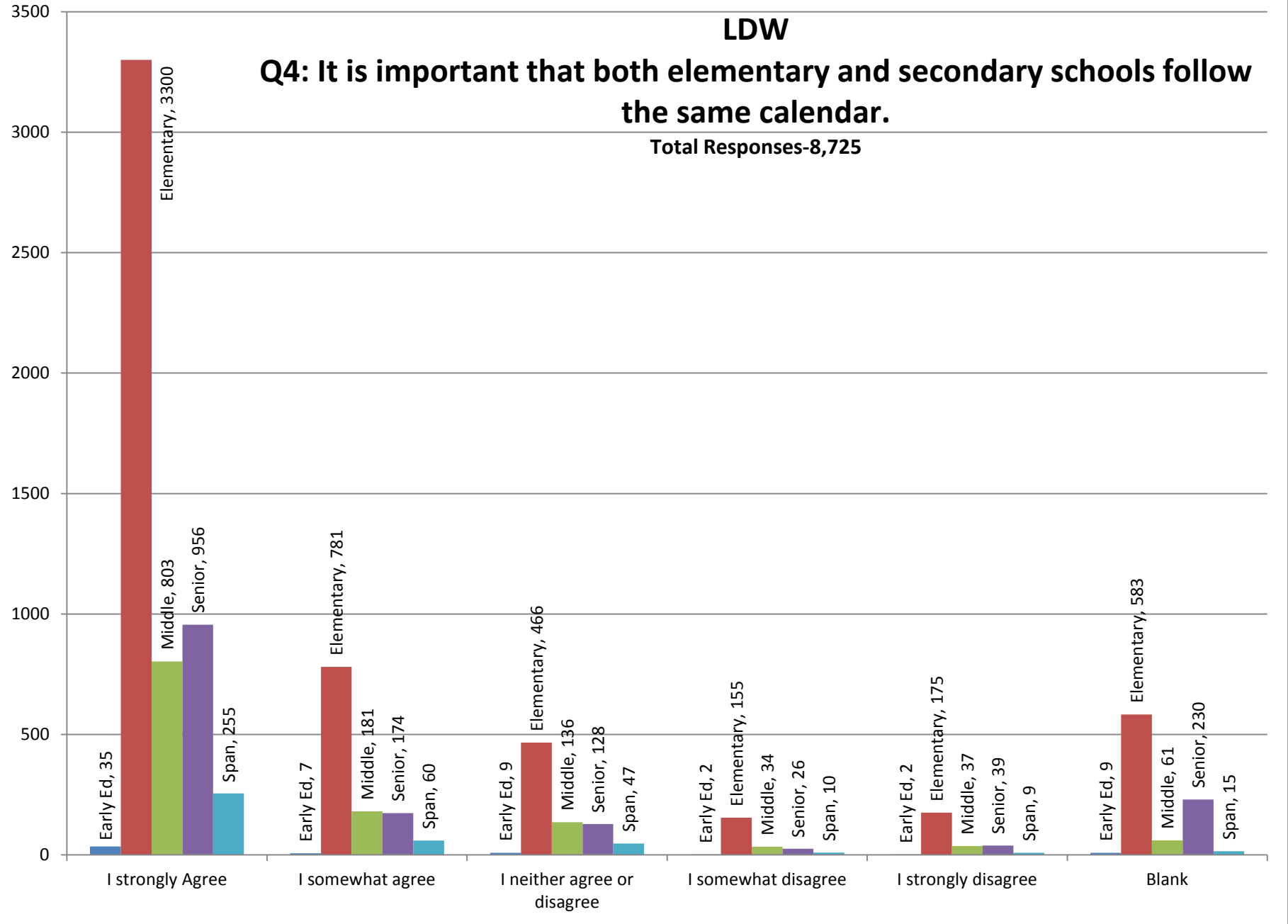
Total Responses-6,331



LDW

Q4: It is important that both elementary and secondary schools follow the same calendar.

Total Responses-8,725



School Calendar Survey - Parents

Summary by Board District

Question 5: The first semester should end before the winter break.

41,345 Survey Responses from Parents

Count:

	Total	Neither					
		Strongly Agree	Somewhat Agree	Agree or Disagree	Somewhat Disagree	Strongly Disagree	Blank
All Parents	41,345	17,622	6,774	5,937	1,118	1,567	8,327
Board District 1	4,447	1,888	739	579	129	169	943
Early Ed	19	11	1	2	3	2	0
Elementary	2,687	1,060	447	381	77	99	623
Middle	388	189	70	46	9	23	51
Senior	887	384	141	87	23	29	223
Span	466	244	80	63	17	16	46
Board District 2	6,122	2,383	1,017	648	119	202	1,753
Early Ed	65	29	18	8	3	1	6
Elementary	3,306	1,236	563	389	61	110	947
Middle	348	153	63	44	11	14	63
Senior	1,961	784	308	156	36	52	625
Span	442	181	65	51	8	25	112
Board District 3	7,041	3,408	1,069	1,204	217	287	856
Early Ed	40	15	7	7	3	1	7
Elementary	3,708	1,685	590	739	117	143	434
Middle	1,551	827	225	260	51	66	122
Senior	1,199	562	182	125	29	48	253
Span	543	319	65	73	17	29	40

Percentage:

Neither					
Strongly Agree	Somewhat Agree	Agree or Disagree	Somewhat Disagree	Strongly Disagree	Blank
43%	16%	14%	3%	4%	20%
42%	17%	13%	3%	4%	21%
58%	5%	11%	16%	11%	0%
39%	17%	14%	3%	4%	23%
49%	18%	12%	2%	6%	13%
43%	16%	10%	3%	3%	25%
52%	17%	14%	4%	3%	10%
39%	17%	11%	2%	3%	29%
45%	28%	12%	5%	2%	9%
37%	17%	12%	2%	3%	29%
44%	18%	13%	3%	4%	18%
40%	16%	8%	2%	3%	32%
41%	15%	12%	2%	6%	25%
48%	15%	17%	3%	4%	12%
38%	18%	18%	8%	3%	18%
45%	16%	20%	3%	4%	12%
53%	15%	17%	3%	4%	8%
47%	15%	10%	2%	4%	21%
59%	12%	13%	3%	5%	7%

Percentages are rounded to the nearest whole number and may not add up to 100%.

School Calendar Survey - Parents

Summary by Board District

Question 5: The first semester should end before the winter break.

41,345 Survey Responses from Parents

Count:

	Total	Neither					
		Strongly Agree	Somewhat Agree	Agree or Disagree	Somewhat Disagree	Strongly Disagree	Blank
Board District 4	6,268	2,790	1,053	1,359	228	305	533
Early Ed	31	15	5	2	1	0	8
Elementary	4,007	1,682	692	992	147	198	296
Middle	1,127	568	178	241	36	47	57
Senior	942	448	146	95	36	55	162
Span	161	77	32	29	8	5	10
Board District 5	5,633	2,201	966	717	147	214	1,388
Early Ed	56	17	10	11	1	5	12
Elementary	3,212	1,247	544	421	86	110	804
Middle	521	235	80	103	17	33	53
Senior	1,316	469	227	124	35	45	416
Span	528	233	105	58	8	21	103
Board District 6	5,367	2,269	889	558	104	161	1,386
Early Ed	70	40	12	9	2	4	3
Elementary	3,149	1,249	532	349	64	93	862
Middle	391	206	60	43	10	19	53
Senior	1,589	707	256	135	26	42	423
Span	168	67	29	22	2	3	45
Board District 7	6,467	2,683	1,041	872	174	229	1,468
Early Ed	86	32	12	22	2	4	14
Elementary	3,756	1,495	596	528	92	120	925
Middle	837	386	156	137	28	32	98
Senior	1,532	641	240	158	49	62	382
Span	256	129	37	27	3	11	49

Percentage:

Neither						
Strongly Agree	Somewhat Agree	Agree or Disagree	Somewhat Disagree	Strongly Disagree	Blank	
45%	17%	22%	4%	5%	9%	
48%	16%	6%	3%	0%	26%	
42%	17%	25%	4%	5%	7%	
50%	16%	21%	3%	4%	5%	
48%	15%	10%	4%	6%	17%	
48%	20%	18%	5%	3%	6%	
39%	17%	13%	3%	4%	25%	
30%	18%	20%	2%	9%	21%	
39%	17%	13%	3%	3%	25%	
45%	15%	20%	3%	6%	10%	
36%	17%	9%	3%	3%	32%	
44%	20%	11%	2%	4%	20%	
42%	17%	10%	2%	3%	26%	
57%	17%	13%	3%	6%	4%	
40%	17%	11%	2%	3%	27%	
53%	15%	11%	3%	5%	14%	
44%	16%	8%	2%	3%	27%	
40%	17%	13%	1%	2%	27%	
41%	16%	13%	3%	4%	23%	
37%	14%	26%	2%	5%	16%	
40%	16%	14%	2%	3%	25%	
46%	19%	16%	3%	4%	12%	
42%	16%	10%	3%	4%	25%	
50%	14%	11%	1%	4%	19%	

Percentages are rounded to the nearest whole number and may not add up to 100%.

School Calendar Survey - Parents

Summary by Local District

Question 5: The first semester should end before the winter break.

41,345 Survey Responses from Parents

41,223 parents associated with Local Districts; 122 parents associated with Beaudry central office are not included in the local district data below.

Count:

	Total	Neither					
		Strongly Agree	Somewhat Agree	Agree or Disagree	Somewhat Disagree	Strongly Disagree	Blank
All Parents	41,345	17,622	6,774	5,937	1,118	1,567	8,327
LD Central	6,562	2,611	1,142	811	159	242	1,597
Early Ed	64	23	13	13	2	1	12
Elementary	3,770	1,442	657	491	88	140	952
Middle	474	210	82	82	15	26	59
Senior	1,530	608	267	140	39	37	439
Span	724	328	123	85	15	38	135
LD East	5,914	2,246	971	608	127	210	1,752
Early Ed	68	32	10	8	5	5	8
Elementary	3,099	1,174	507	338	69	106	905
Middle	445	198	71	71	13	24	68
Senior	1,920	703	306	150	33	62	666
Span	382	139	77	41	7	13	105
LD Northeast	6,338	2,729	1,051	857	149	211	1,341
Early Ed	56	30	11	5	1	5	4
Elementary	3,546	1,444	606	546	84	118	748
Middle	871	443	138	134	32	32	92
Senior	1,682	739	265	148	30	53	447
Span	183	73	31	24	2	3	50

Percentage:

	Neither					
	Strongly Agree	Somewhat Agree	Agree or Disagree	Somewhat Disagree	Strongly Disagree	Blank
All Parents	43%	16%	14%	3%	4%	20%
LD Central	40%	17%	12%	2%	4%	24%
Early Ed	36%	20%	20%	3%	2%	19%
Elementary	38%	17%	13%	2%	4%	25%
Middle	44%	17%	17%	3%	5%	12%
Senior	40%	17%	9%	3%	2%	29%
Span	45%	17%	12%	2%	5%	19%
LD East	38%	16%	10%	2%	4%	30%
Early Ed	47%	15%	12%	7%	7%	12%
Elementary	38%	16%	11%	2%	3%	29%
Middle	44%	16%	16%	3%	5%	15%
Senior	37%	16%	8%	2%	3%	35%
Span	36%	20%	11%	2%	3%	27%
LD Northeast	43%	17%	14%	2%	3%	21%
Early Ed	54%	20%	9%	2%	9%	7%
Elementary	41%	17%	15%	2%	3%	21%
Middle	51%	16%	15%	4%	4%	11%
Senior	44%	16%	9%	2%	3%	27%
Span	40%	17%	13%	1%	2%	27%

Percentages are rounded to the nearest whole number and may not add up to 100%.

School Calendar Survey - Parents

Summary by Local District

Question 5: The first semester should end before the winter break.

41,345 Survey Responses from Parents

41,223 parents associated with Local Districts; 122 parents associated with Beaudry central office are not included in the local district data below.

Count:

	Total	Neither					
		Strongly Agree	Somewhat Agree	Agree or Disagree	Somewhat Disagree	Strongly Disagree	Blank
LD Northwest	7,353	3,546	1,120	1,175	226	291	995
Early Ed	33	15	7	4	2	0	5
Elementary	4,124	1,831	645	755	129	158	606
Middle	1,311	723	184	209	37	61	97
Senior	1,262	614	202	121	34	42	249
Span	623	363	82	86	24	30	38
LD South	6,331	2,648	1,012	857	181	230	1,403
Early Ed	75	27	11	19	2	5	11
Elementary	3,711	1,488	592	526	96	121	888
Middle	810	375	150	132	28	32	93
Senior	1,479	629	222	153	52	61	362
Span	256	129	37	27	3	11	49
LD West	8,725	3,796	1,459	1,609	274	378	1,209
Early Ed	64	29	11	11	2	1	10
Elementary	5,460	2,232	940	1,124	177	225	762
Middle	1,252	615	207	246	37	59	88
Senior	1,553	702	238	168	46	78	321
Span	396	218	63	60	12	15	28

Percentage:

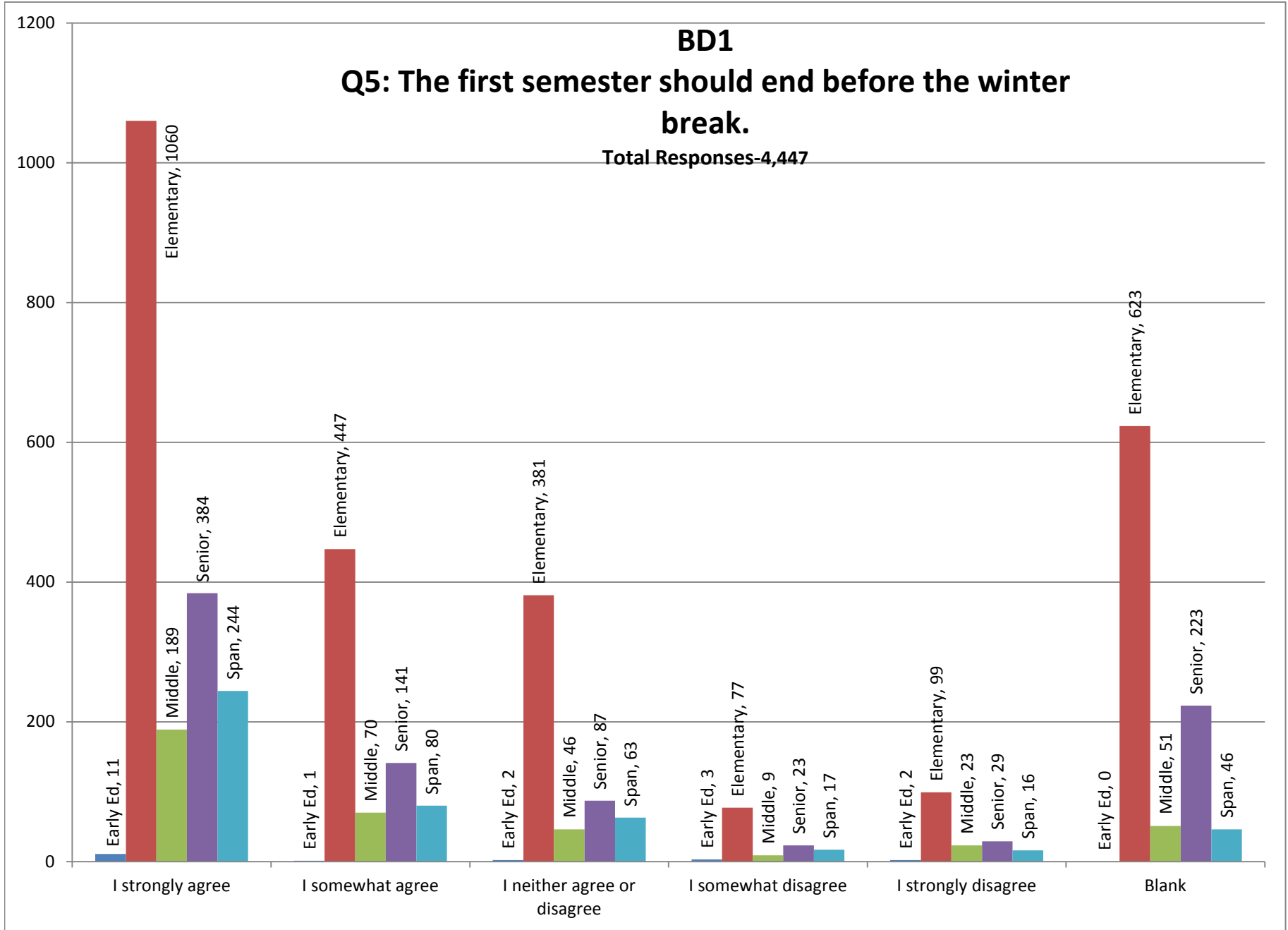
	Neither					
	Strongly Agree	Somewhat Agree	Agree or Disagree	Somewhat Disagree	Strongly Disagree	Blank
	48%	15%	16%	3%	4%	14%
Early Ed	45%	21%	12%	6%	0%	15%
Elementary	44%	16%	18%	3%	4%	15%
Middle	55%	14%	16%	3%	5%	7%
Senior	49%	16%	10%	3%	3%	20%
Span	58%	13%	14%	4%	5%	6%
	42%	16%	14%	3%	4%	22%
Early Ed	36%	15%	25%	3%	7%	15%
Elementary	40%	16%	14%	3%	3%	24%
Middle	46%	19%	16%	3%	4%	11%
Senior	43%	15%	10%	4%	4%	24%
Span	50%	14%	11%	1%	4%	19%
	44%	17%	18%	3%	4%	14%
Early Ed	45%	17%	17%	3%	2%	16%
Elementary	41%	17%	21%	3%	4%	14%
Middle	49%	17%	20%	3%	5%	7%
Senior	45%	15%	11%	3%	5%	21%
Span	55%	16%	15%	3%	4%	7%

Percentages are rounded to the nearest whole number and may not add up to 100%.

BD1

Q5: The first semester should end before the winter break.

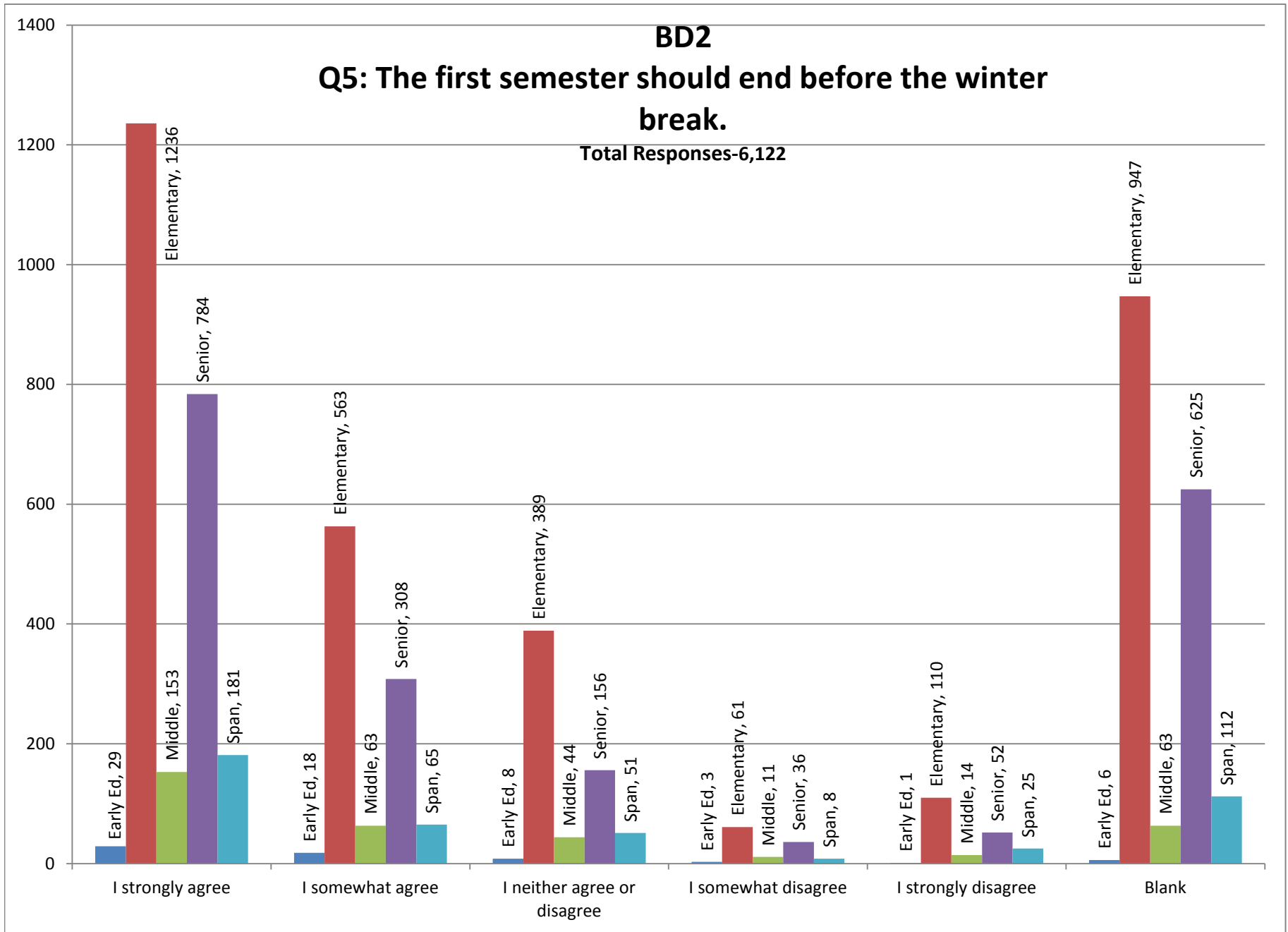
Total Responses-4,447



BD2

Q5: The first semester should end before the winter break.

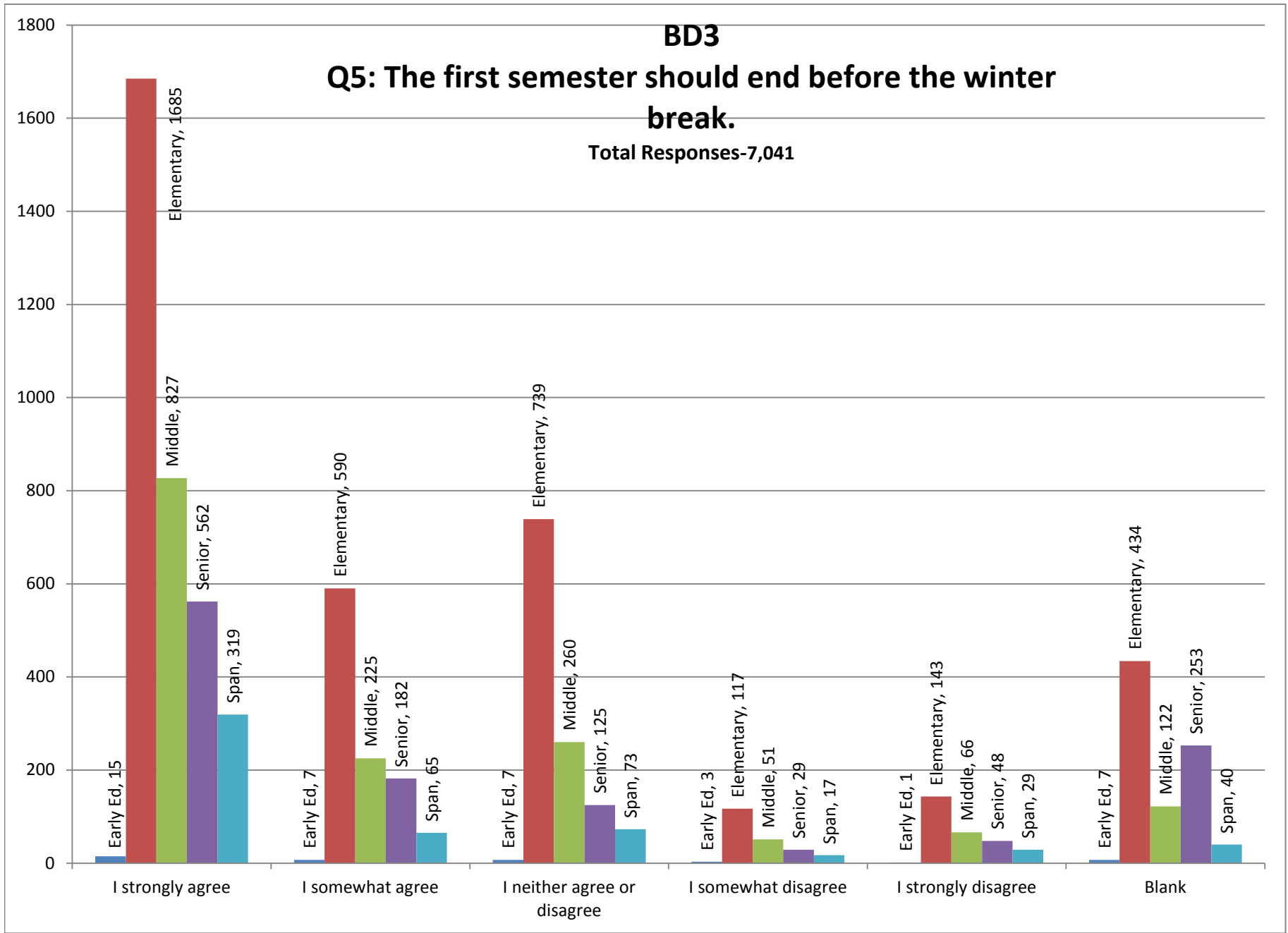
Total Responses-6,122



BD3

Q5: The first semester should end before the winter break.

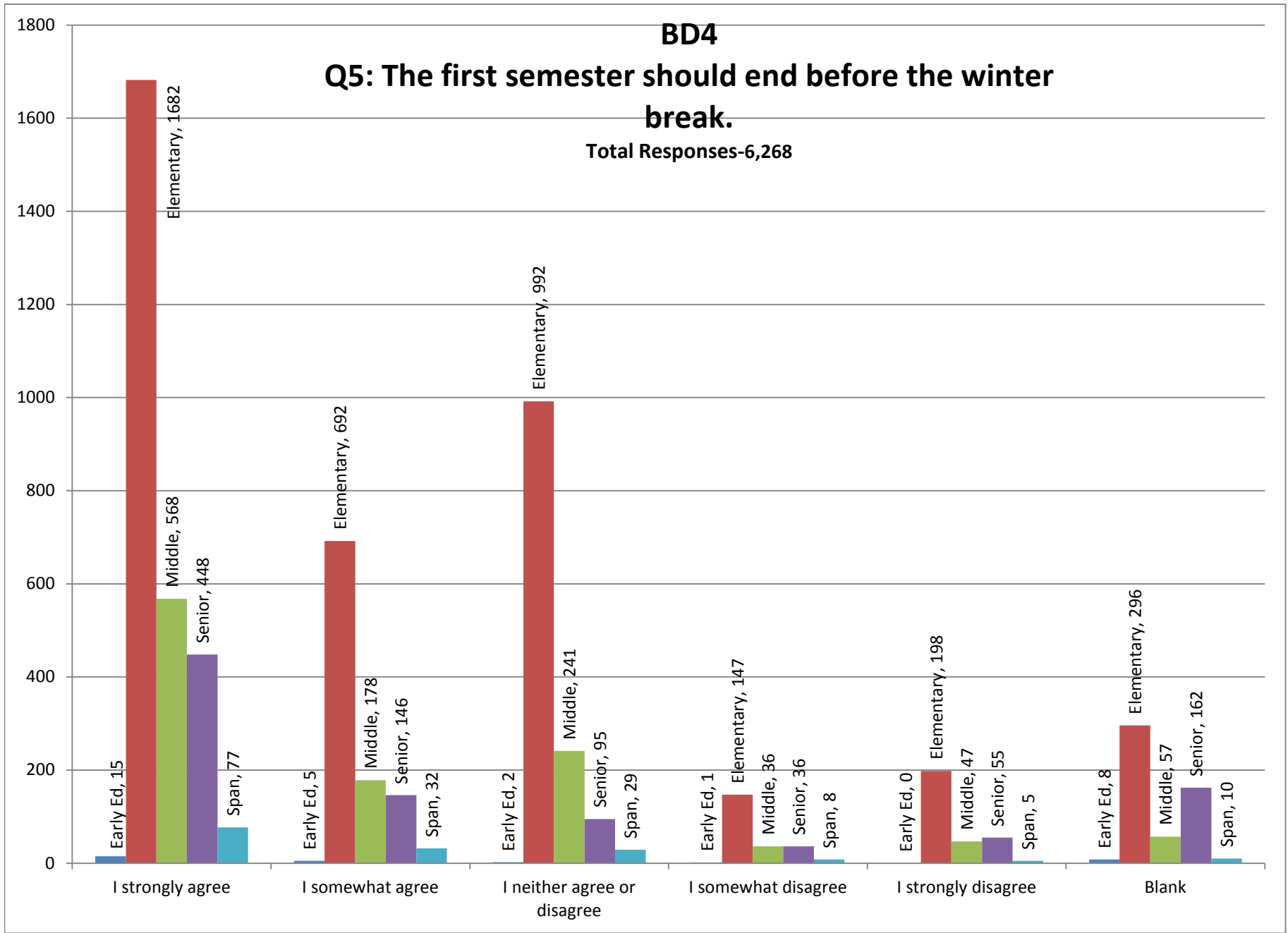
Total Responses-7,041



BD4

Q5: The first semester should end before the winter break.

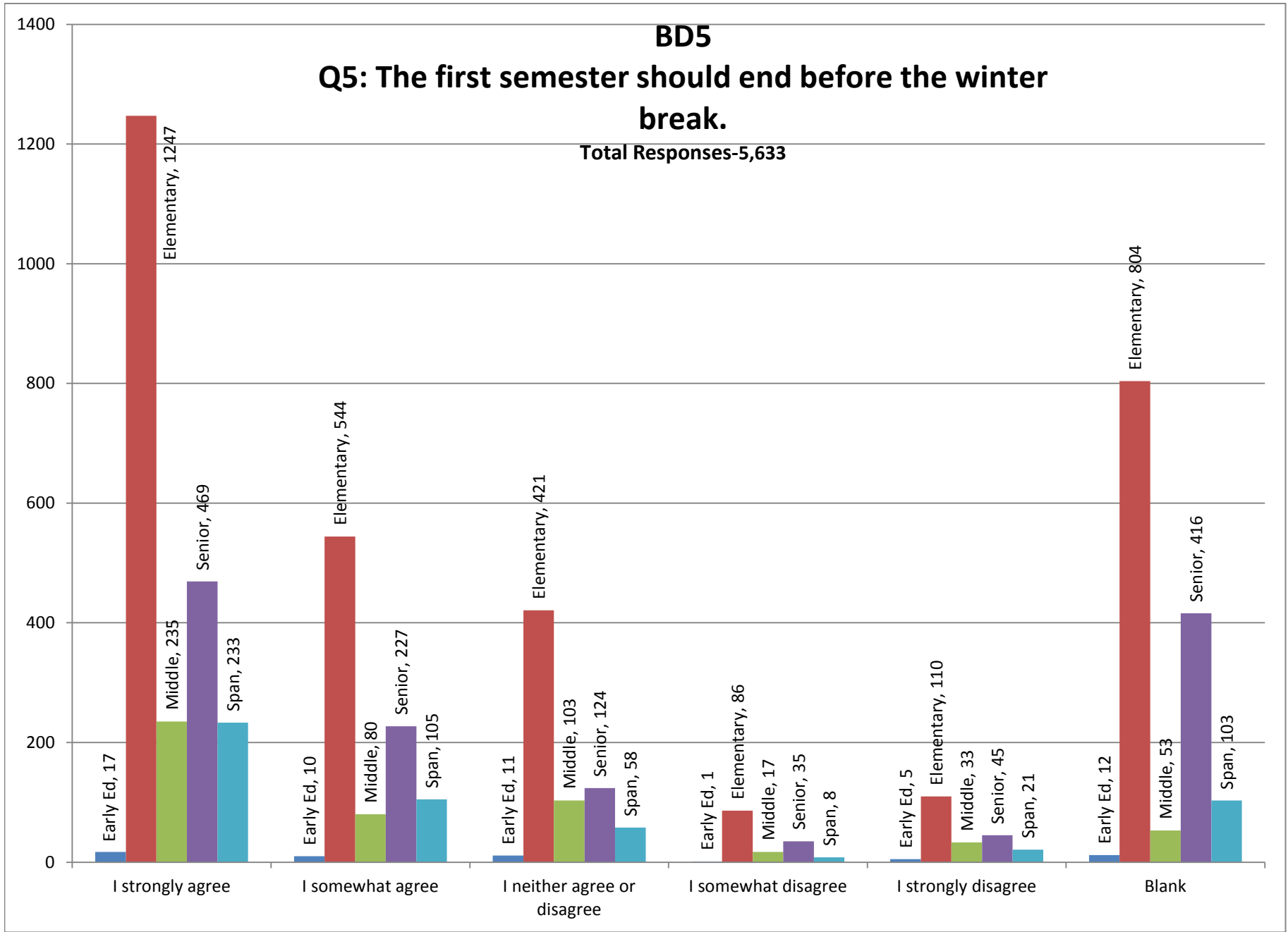
Total Responses-6,268



BD5

Q5: The first semester should end before the winter break.

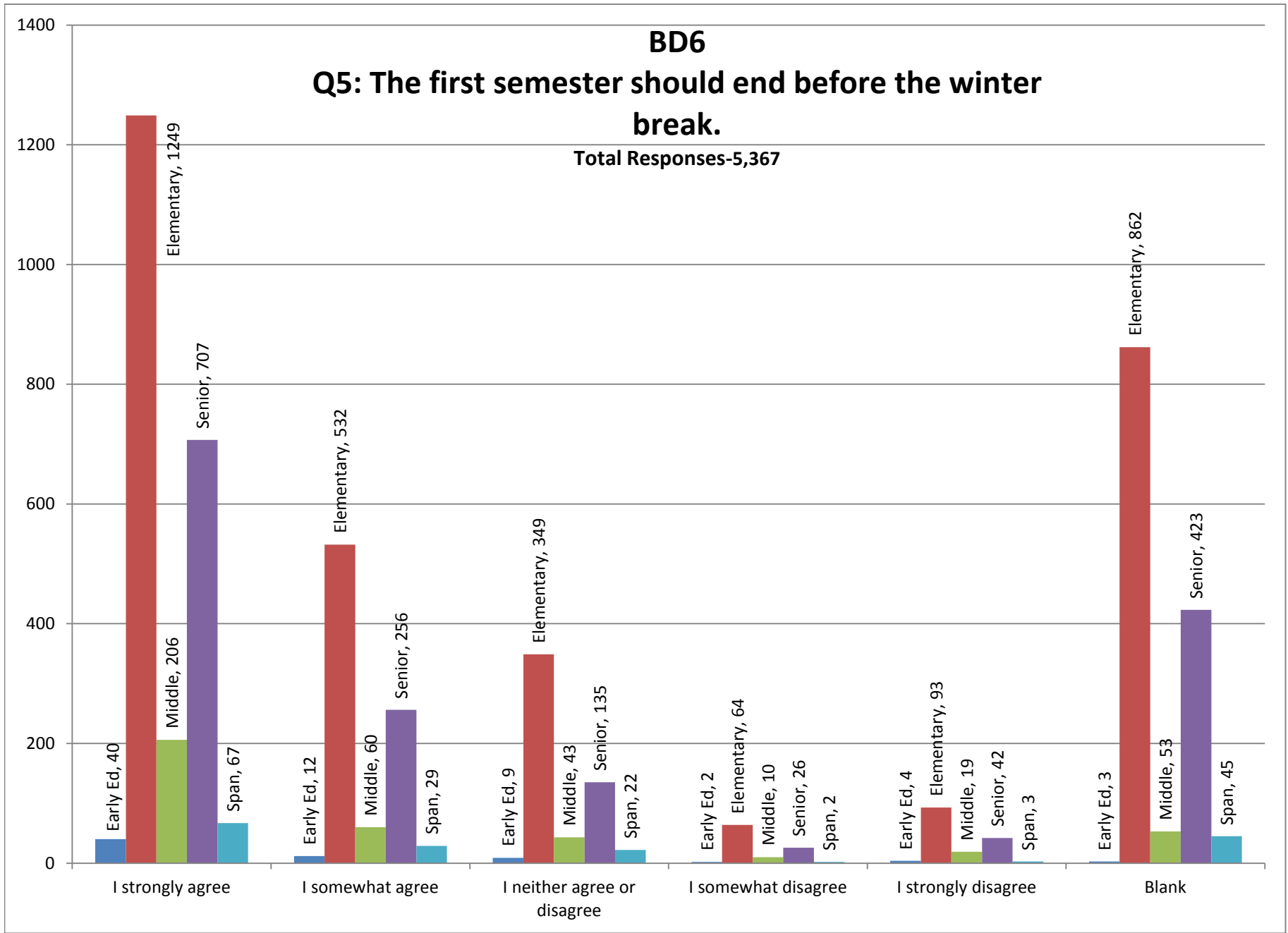
Total Responses-5,633



BD6

Q5: The first semester should end before the winter break.

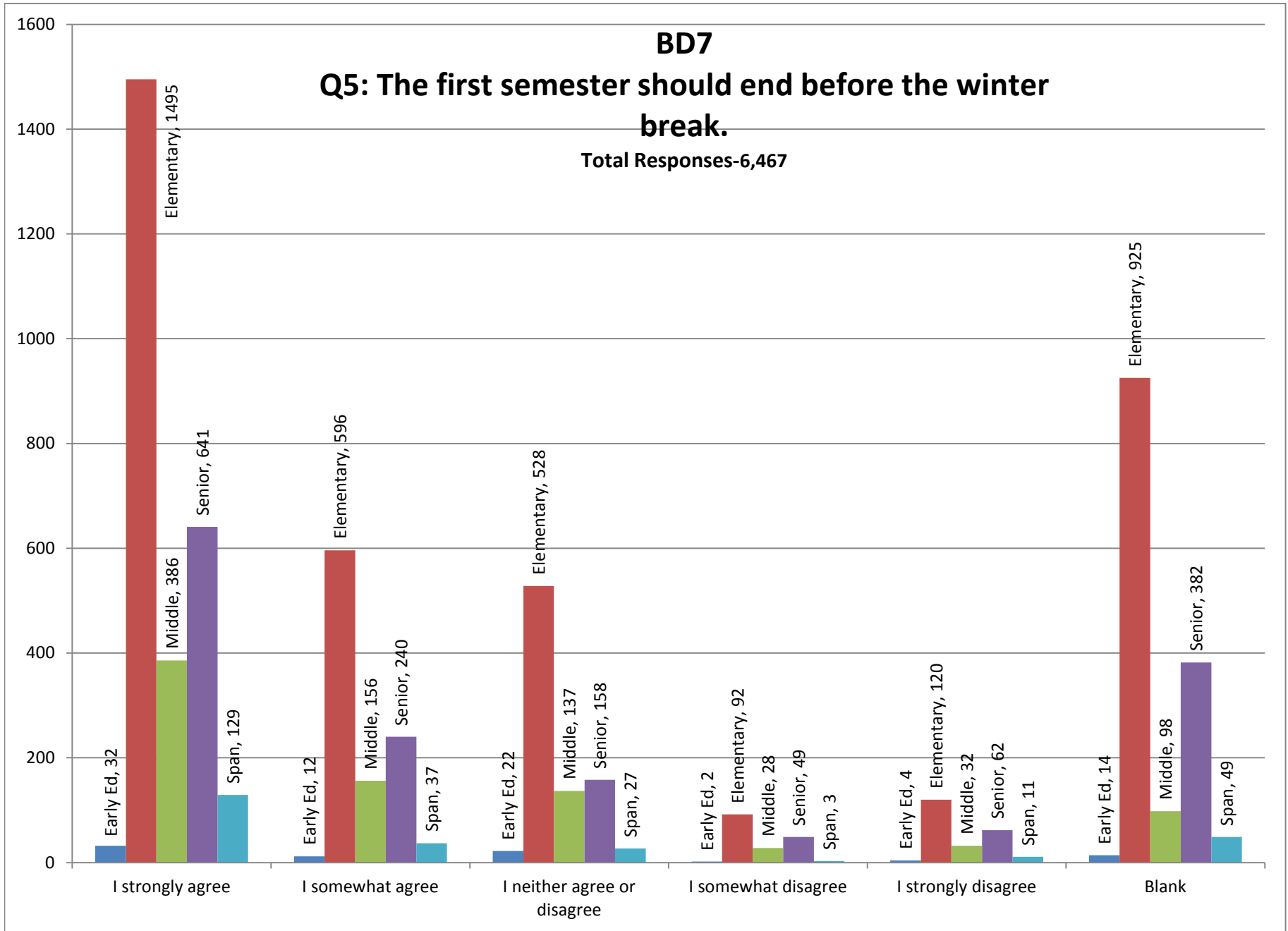
Total Responses-5,367



BD7

Q5: The first semester should end before the winter break.

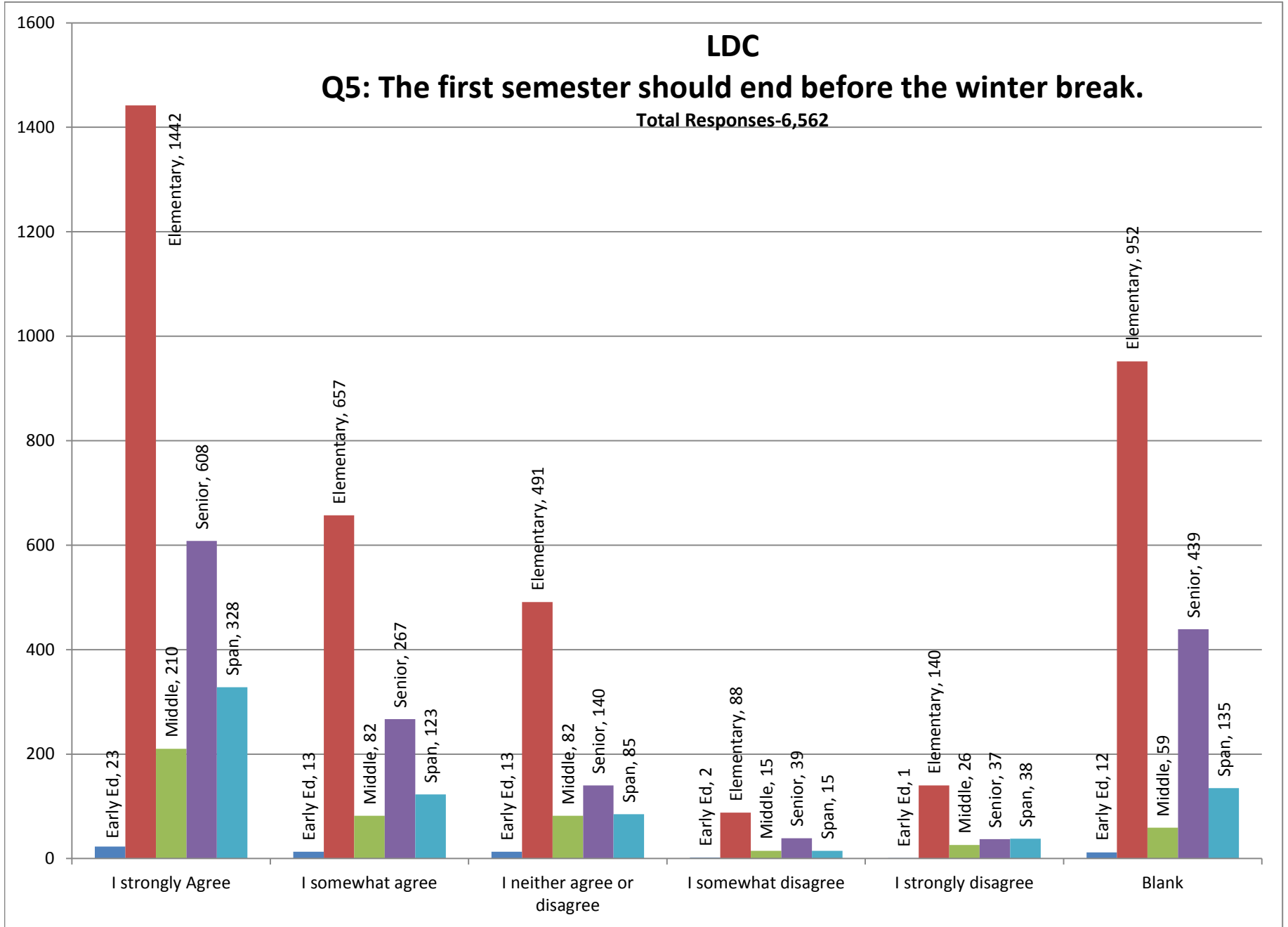
Total Responses-6,467



LDC

Q5: The first semester should end before the winter break.

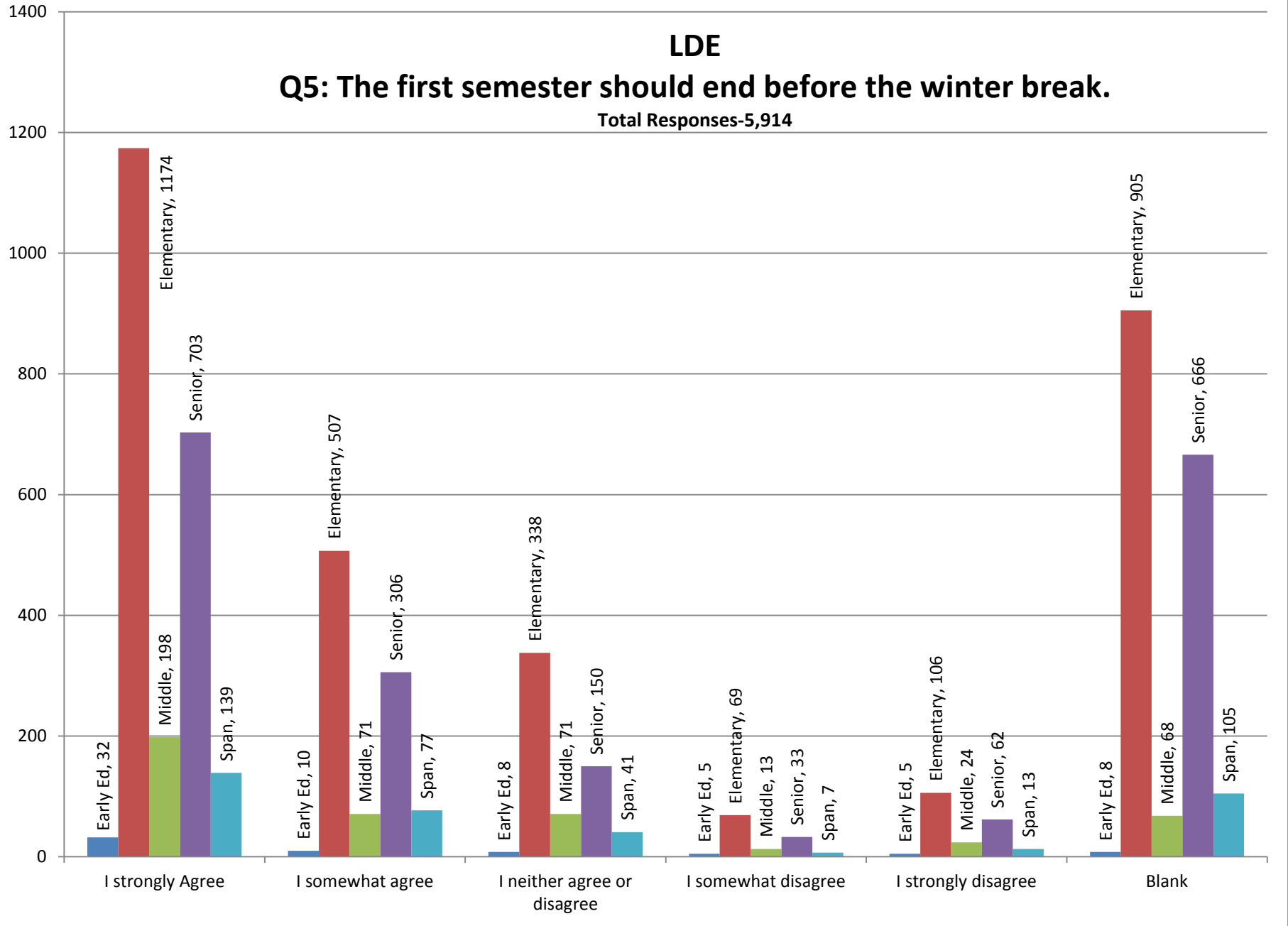
Total Responses-6,562



LDE

Q5: The first semester should end before the winter break.

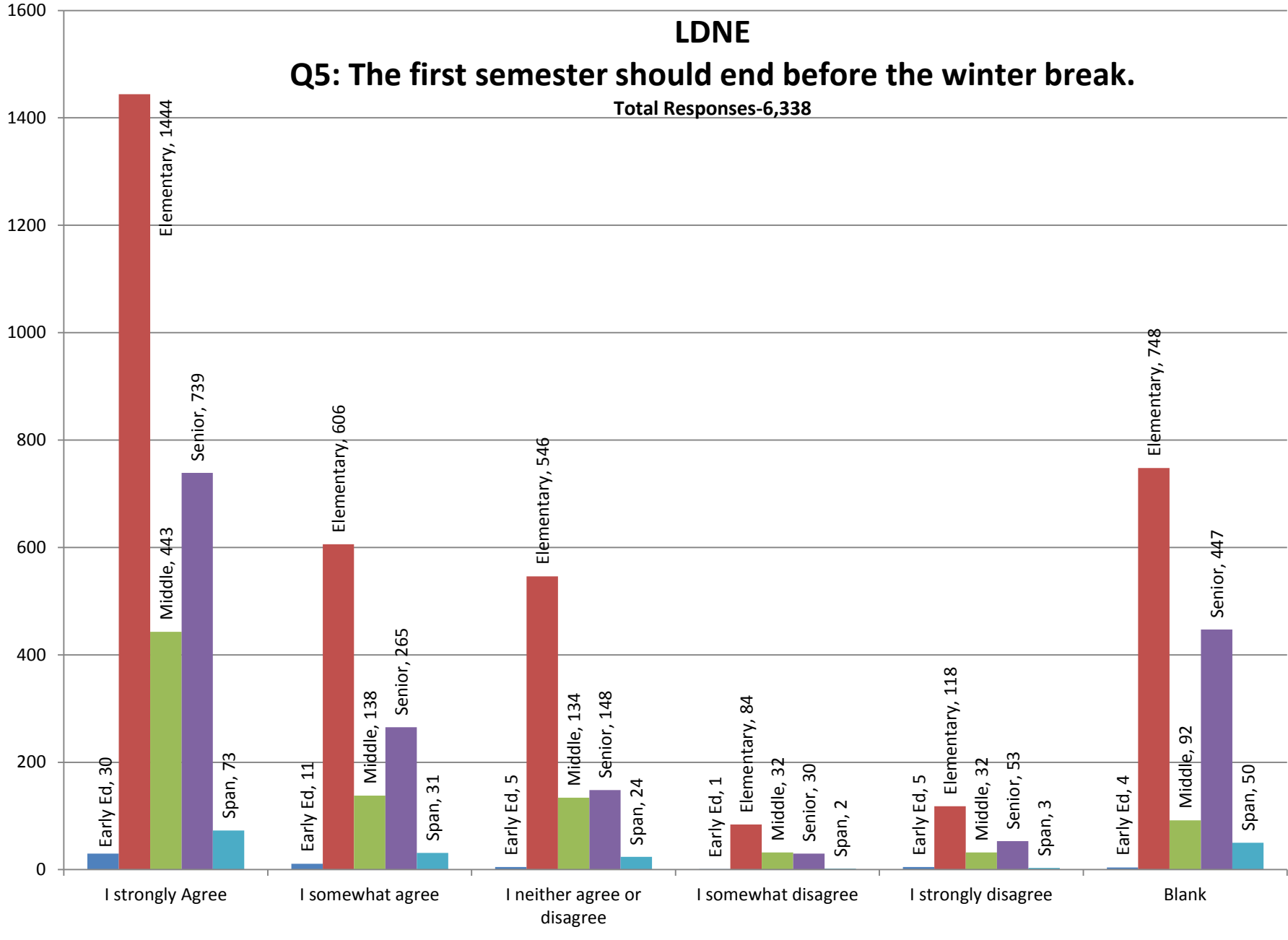
Total Responses-5,914



LDNE

Q5: The first semester should end before the winter break.

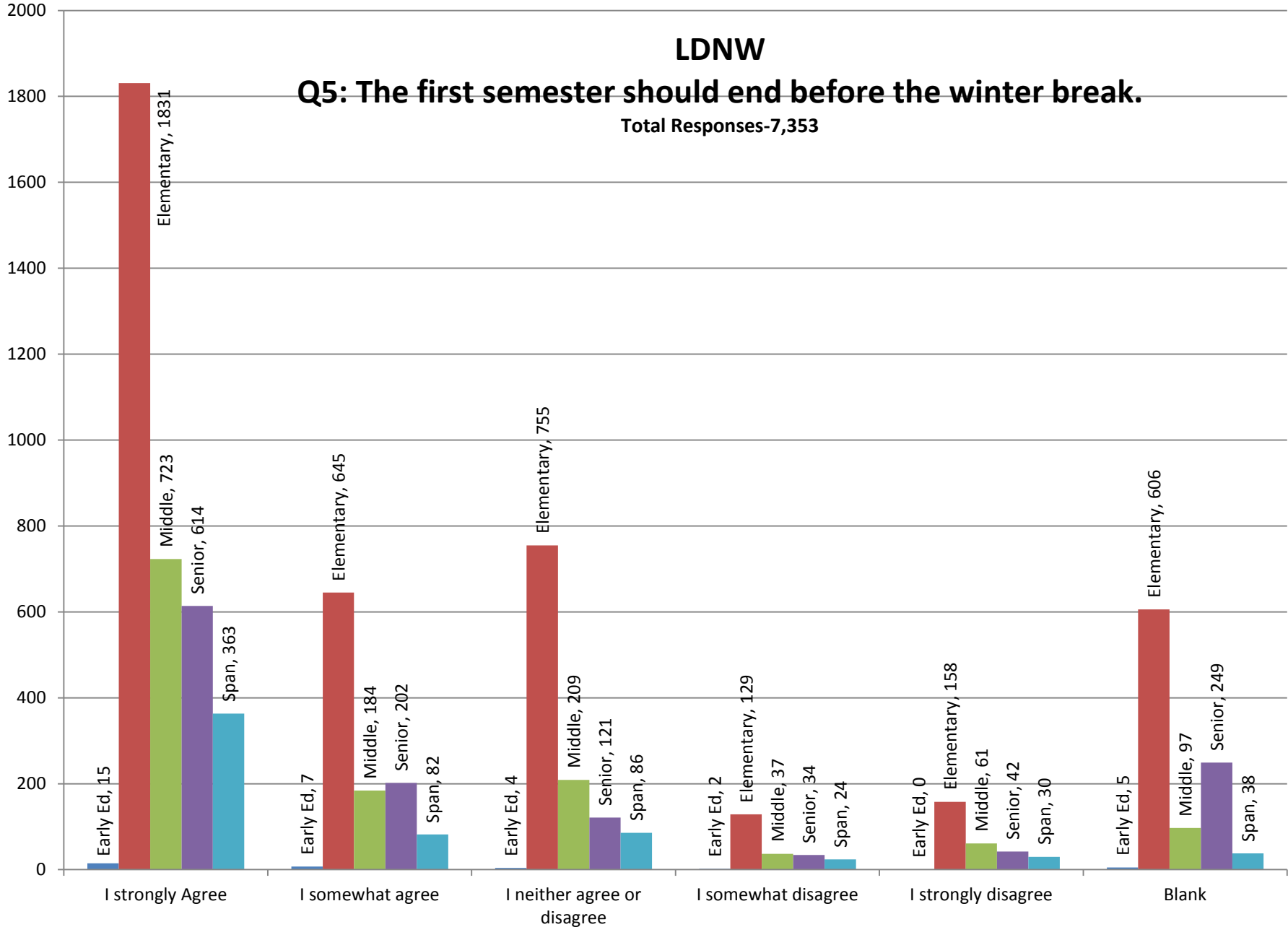
Total Responses-6,338



LDNW

Q5: The first semester should end before the winter break.

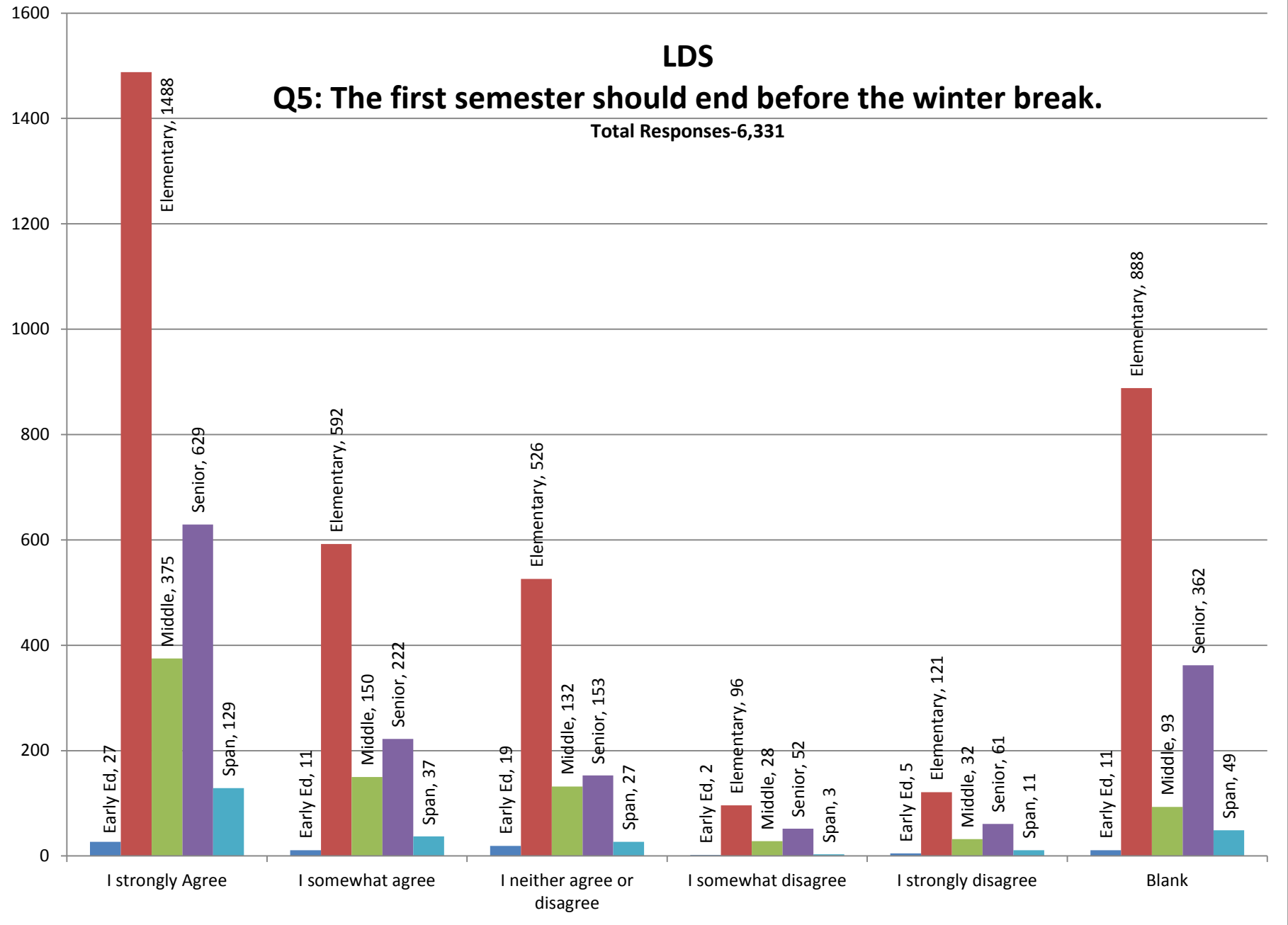
Total Responses-7,353



LDS

Q5: The first semester should end before the winter break.

Total Responses-6,331



LDW

Q5: The first semester should end before the winter break.

Total Responses-8,725

