

# **iSTAR**

Incident System Tracking Accountability Report

## **2010 - 2011** ANNUAL REPORT



Presented by: Earl R. Perkins, Assistant Superintendent

# 2010-2011 iSTAR REPORT

## BOARD MEMBERS

Marguerite Poindexter Lamotte	Board District 1
Monica Garcia	Board District 2
Tamar Galatzan	Board District 3
Steve Zimmer	Board District 4
Bennett Kayser	Board District 5
Nury Martinez	Board District 6
Dr. Richard Vladovic	Board District 7

## LOCAL DISTRICT SUPERINTENDENTS

Linda Del Cueto	Local District 1
Alma Pena-Sanchez	Local District 2
Dr. Brenda Manuel	Local District 3
Dr. Dale Vigil	Local District 4
Robert Martinez	Local District 5
Rowena Lagrosa	Local District 6
Dr. George McKenna	Local District 7
Michael Romero	Local District 8

## SUPERINTENDENT

John E. Deasy, Ph.D

## SR. DEPT. SUPERINTENDENT, SCHOOL OPERATIONS

Michelle King

## SCHOOL OPERATIONS

Earl R. Perkins .....	Asst. Superintendent
Dr. Christopher Ortiz .....	Director
Luis M. Lopez .....	Director
Bob Spears .....	Director <small>Emergency Services</small>
Cheri Thomas .....	Coordinator
Dr. Judy Chiasson .....	Coordinator <small>Office of Human Relations, Diversity and Equity</small>
Holly Priebe-Diaz .....	Coordinator <small>Office of Human Relations, Diversity and Equity</small>
Jill Barns .....	REMS Grant Manager
D'Sonya Oakley .....	Administrative Analyst
Mona Pope .....	Administrative Secretary

## iSTAR PROJECT TEAM

Dr. Christopher Ortiz  
Bob Spears, Project Administrator  
Cheri Thomas, Project Coordinator  
Jasmin Malinao, Project Manager  
D'Sonya Oakley, Project Administrative Analyst

## iSTAR ITD TEAM

Ron Chandler  
Varouj Seuylemezian  
Philip Chang-Chien  
Murali Somasundaram  
Pablo Miramontes

# TABLE OF CONTENTS

Preface .....	1
iSTAR In Perspective .....	2
Quick Facts .....	3
School/Office Information .....	4
Total Number of Incidents Submitted .....	5
Top Issue Types .....	6
On Campus - Student Arrests .....	7
On Campus - Student Arrests By Weapon Type .....	8
On Campus – Burglaries .....	9
On Campus - Student Suicidal Behavior .....	10
On Campus - Sexual Behavior – Inappropriate .....	12
On/Off Campus – Bullying .....	13
Off Campus - Student Victimization .....	14
Off Campus - Sexual Behavior – Inappropriate .....	15
Employee As Suspect .....	16
Employee as Victim .....	17
Closing .....	18

# PREFACE

This report contains a summary of incidents reported through iSTAR for the 2010-2011 school year.

The data from this system is used to assist sites and departments in resolving incidents as quickly as possible to ensure the safety of all students and staff and minimize any potential impact to instruction. This data is also used to identify trends concerning student safety and well being to prevent future incidents.

This school year, the Office of School Operations identified several issues impacting our schools. These issues included burglary, possession of a knife, the increase in suicidal behavior incidents (threat to harm self), and sexually inappropriate contact between students.

In an effort to address identified trends, the Office of School Operations has worked collaboratively with other offices and divisions to resolve and prevent future incidents.

## What is iSTAR?

On April 1, 2010, the Office of School Operations launched the Incident System Tracking Accountability Report (iSTAR) database. This system gives schools and offices the ability to report incidents that occur on or near District facilities or involve District students, employees, and/or the school community so that the incident can be quickly resolved with minimal disruption to the site. It provides a common framework in which staff from various divisions can work together effectively to provide a standardized response and the appropriate assistance to address the incident. iSTAR captures specific incident information to allow the ability to find similarities and trends in incidents so that divisions can develop solutions and strategies to address issues, improve response processes, and prevent future incidents.

## iSTAR Data Limitations

- Not all incidents are reported
- Some schools have yet to report an incident through iSTAR
- Reporters incorrectly categorize incidents
- Incidents are reported with incomplete information

## Additional LAUSD Data Sources

- Student Information Systems (SIS)
- Office Referral Forms
- Los Angeles School Police Reports
- Expulsions Data – Student Discipline & Expulsion Support Unit
- Risk Assessment Referral Data (RARDS) – Crisis Counseling & Intervention Services School Mental Health
- Accident/Injury Reports – Office of Environmental & Health Services

# QUICK FACTS

- **10,120** incident reports were submitted.
- **45%** of incidents reported were medical, accident, or injury related.
- The top 3 issue types reported after medical, accident and injury were **Possession of Weapons, Assault/Battery, and Arrest.**
- **20%** of arrests were for weapon possession of a knife.
- **302** burglaries were reported.
- **255** suicidal behavior (threat to self) incidents were reported.
- On campus **'Touching'** was the most reported type of sexually inappropriate behavior between students.
- There were **352** incidents of bullying reported.
- The top 3 ways that students were victimized to and from school were **Assault/Battery, Sexually Inappropriate Behavior, and Robbery.**
- There were **41** incidents of student involved **off-campus** shootings reported, and **10** were reported to have died from their injuries.
- Off campus **'Sexual Assault'** was the most reported type of sexually inappropriate behavior between students and strangers.
- There were **284** incidents reported in which the suspect was identified as an employee.
- The top issue types in which an employee was identified as a suspect w **Inappropriate Conduct followed by Assault/Battery**
- There were **1,230** incidents reported in which the victim was identified as an employee.
- The top 3 issue types in which an employee was identified as a victim were **Injury, Accident, and Assault/Battery.**

# SCHOOL/OFFICE INFORMATION

## NUMBER OF SCHOOLS PER LOCAL DISTRICT

LOCAL DISTRICT	NUMBER OF SCHOOLS
1	123
2	96
3	93
4	109
5	89
6	51
7	60
8	85
N	932
Q*	653
R	204
S	8
T	54
Y	79

## LOCAL DISTRICT TYPE KEY (LEGEND)

LOCAL DISTRICT	SCHOOL TYPES INCLUDED
N	Central & LD Offices
Q*	Title 1-Private School Programs
R	Charter Schools
S	Option Schools
T	iDesign
Y	Adult Ed

\* LAUSD teachers hired to provide supplemental services to private schools.

# TOTAL NUMBER OF INCIDENT REPORTS SUBMITTED BY LOCAL DISTRICT/OFFICE JULY 1, 2010 - JUNE 30, 2011

## ON AND OFF CAMPUS

LOCAL DISTRICT/OFFICE	NUMBER OF INCIDENTS REPORTED
1	1389
2	1422
3	1400
4	1150
5	1134
6	480
7	1406
8	1034
ADULT	349
CHARTER	28
IDESIGN	46
LASP	7
TITLE 1	1
OFFICE	249
OPTION	25
<b>TOTAL</b>	<b>10,120</b>

Of the **10,120** incidents reported **45%** or **4,551** were either *Medical, Accident or Injury*.





# TOP ISSUE TYPES

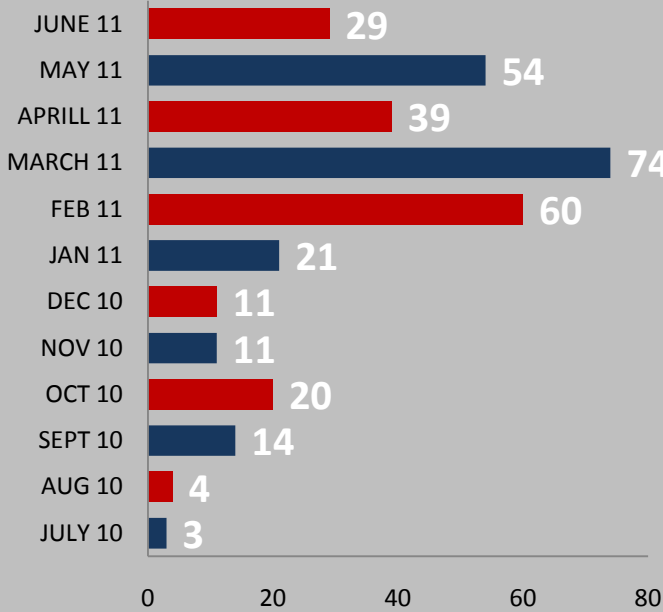
The table below shows the number of times a particular “ISSUE TYPE” was selected by incident reporters. Reporters can select more than one “ISSUE TYPE” per incident report .

<b>ISSUE TYPE</b>	<b>NUMBER REPORTED</b>
Injury	1855
Accident	1352
Medical	1038
Possession of Weapons	477
Arrest*	456
Assault/Battery	435
Bullying*	339
Possession of Illegal/Controlled Substance	320
Burglary*	301
Fighting/Physical Aggression	282
Harassment	277
Disruptive Behavior/Annoyance	262
Threat	257
Suicidal Behavior* (Threat to harm self)	255
Inappropriate Conduct	240
Sexual Behavior – Inappropriate*	223
Vandalism/Property Damage	168
Altercation	161

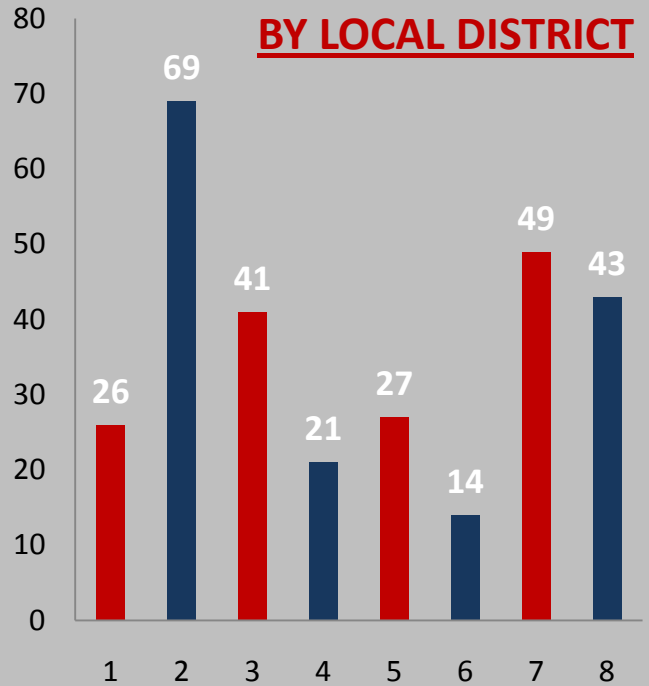
\* A detailed analysis of this “ISSUE TYPE” is included.

# STUDENT ARRESTS

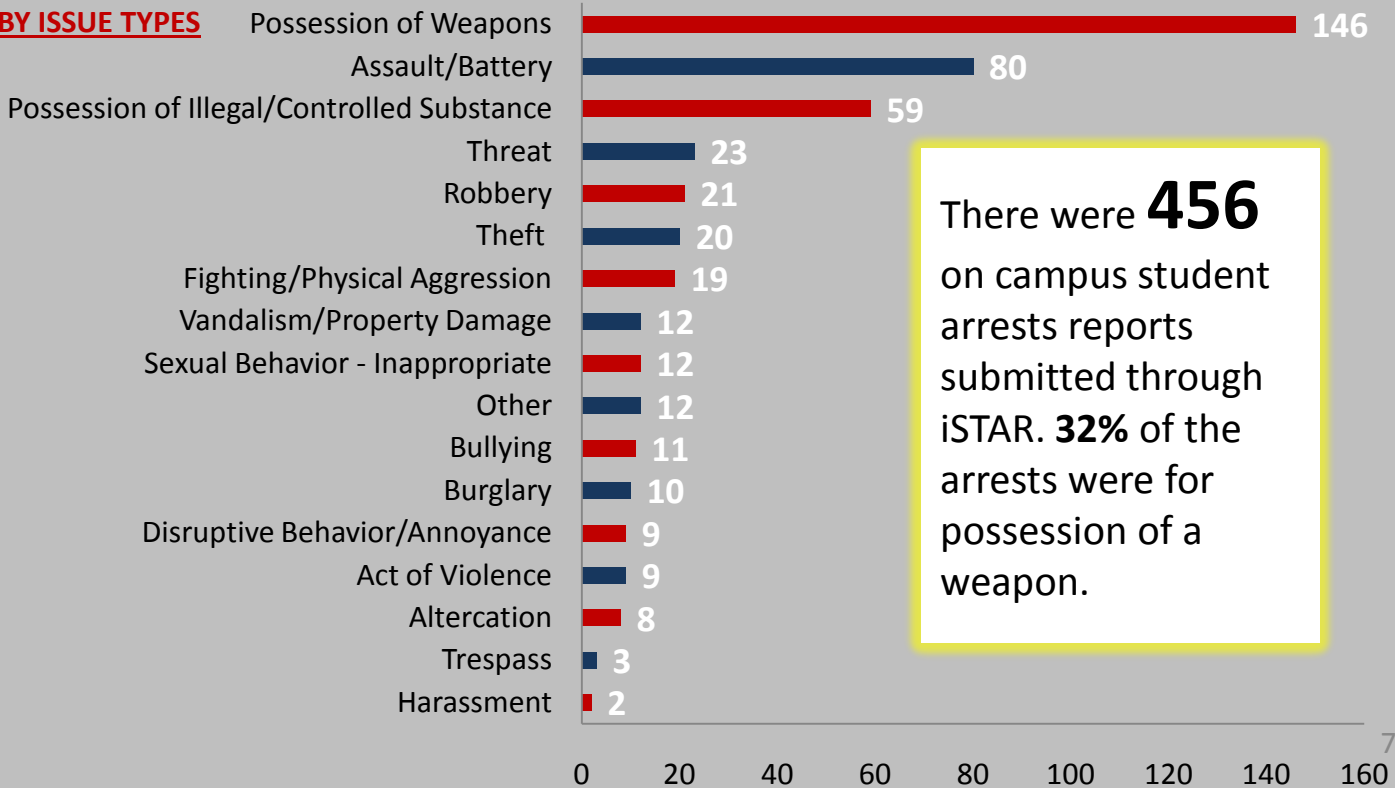
## BY MONTH



## BY LOCAL DISTRICT

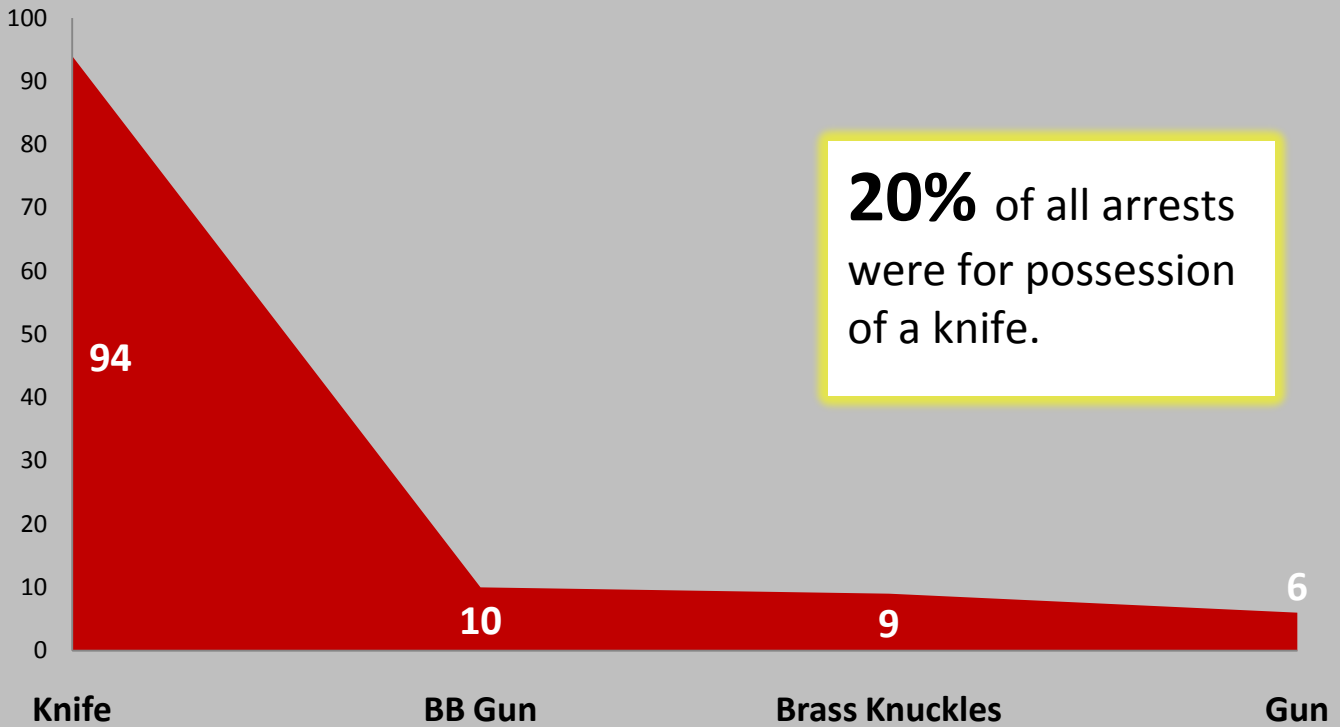


## BY ISSUE TYPES



There were **456** on campus student arrests reports submitted through iSTAR. **32%** of the arrests were for possession of a weapon.

## STUDENT ARRESTS-BY WEAPON TYPE



KNIFE



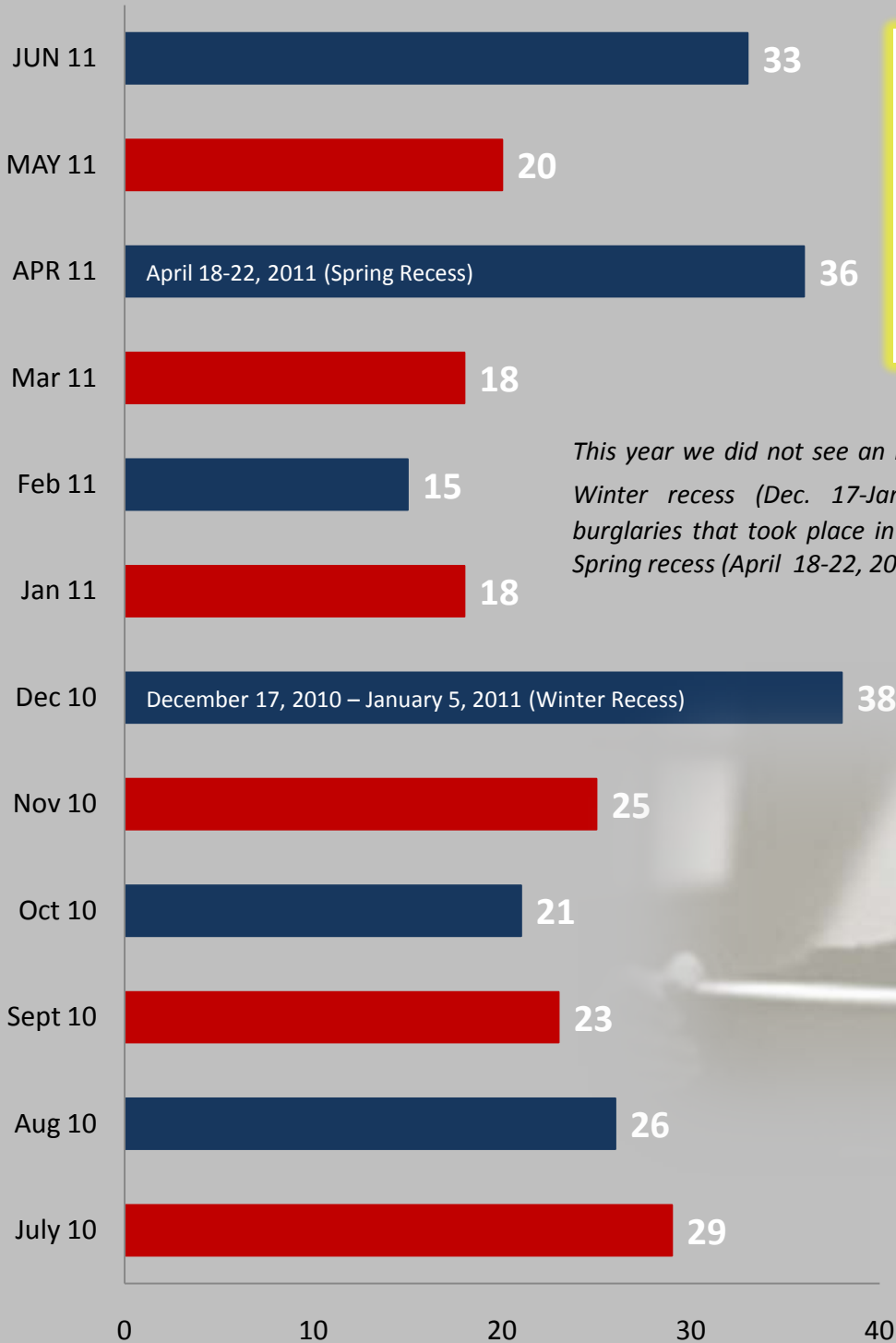
BB  
GUN

BRASS  
KNUCKLES



GUN

# BURGLARIES



**302** Burglary Incident Reports were submitted.

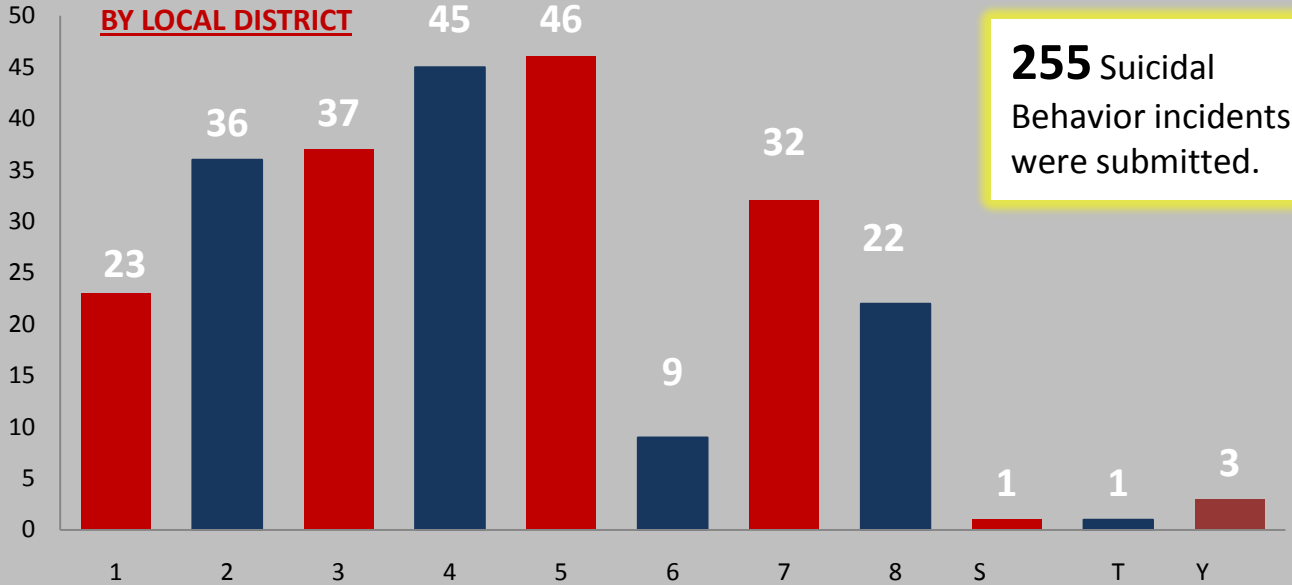
The highest number of Burglaries were reported during the months of December 2010 and April 2011.

*This year we did not see an increase of Burglaries during the Winter recess (Dec. 17-Jan. 5); however **47%** of the burglaries that took place in April 2011, occurred during the Spring recess (April 18-22, 2011).*



## STUDENT SUICIDAL BEHAVIOR

(THREAT TO SELF)



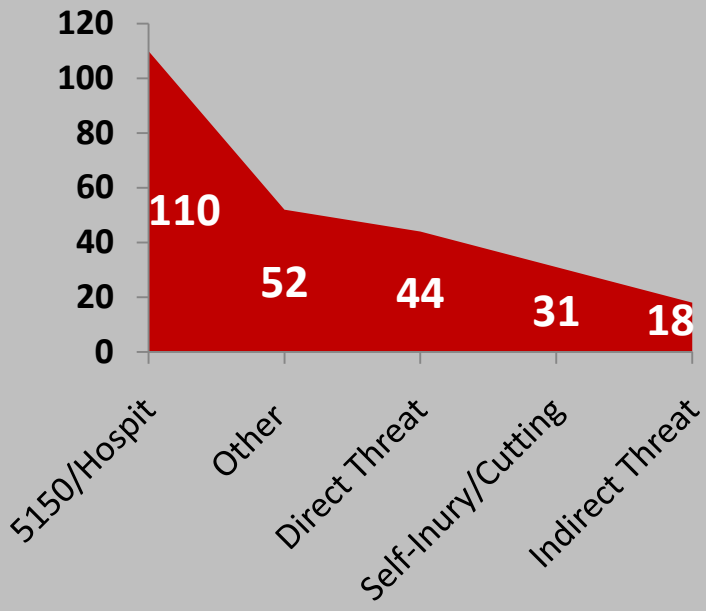
**255** Suicidal Behavior incidents were submitted.

\*The types of Suicidal Behavior Incidents were not added to ISTAR until January 2011. All incidents reported before January 2011, are included in the total for "Other."

### STUDENT SUICIDAL BEHAVIOR INCIDENTS REPORTED BY SCHOOL TYPE

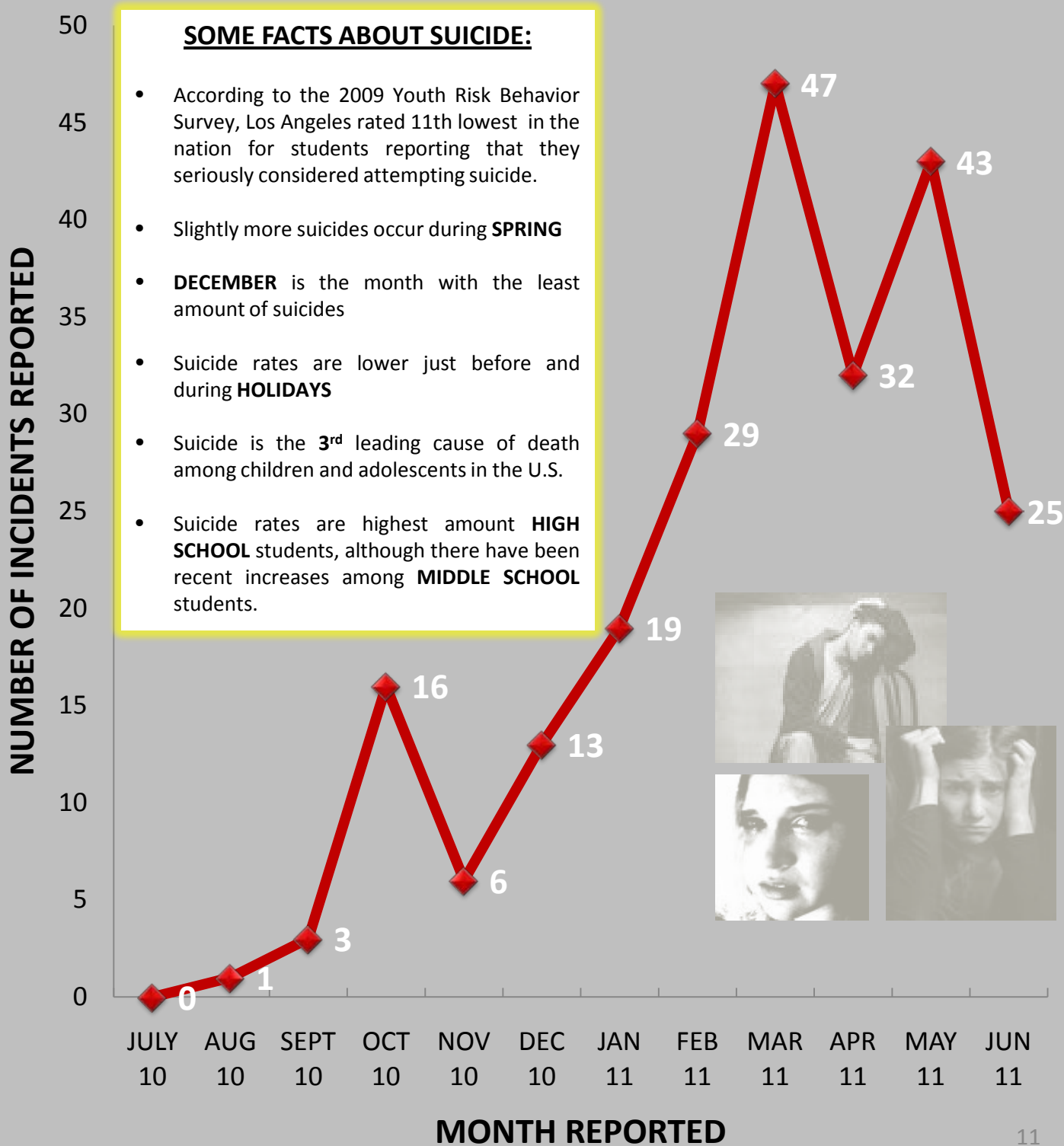
SCHOOL TYPE	NUMBER REPORTED
SENIOR HIGH	90
MIDDLE SCHOOL	82
ELEMENTARY	66
OCC CNTR/SP ED CNTR	6
DAY SCHOOL	4
LEARNING CNTR	3
ADULT SCHOOL	2
PRIMARY CNTR	2
	10

### THREAT TO SELF BY TYPE\*



## STUDENT SUICIDAL BEHAVIOR (THREAT TO SELF)

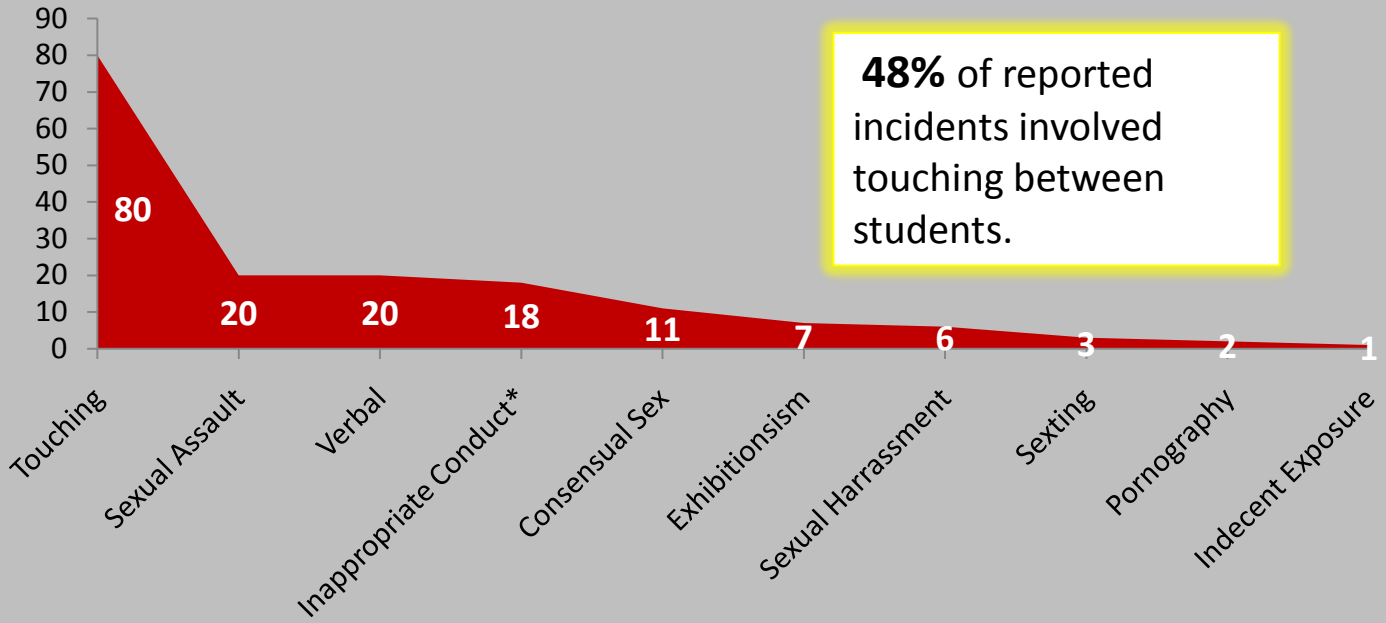
### BY MONTH



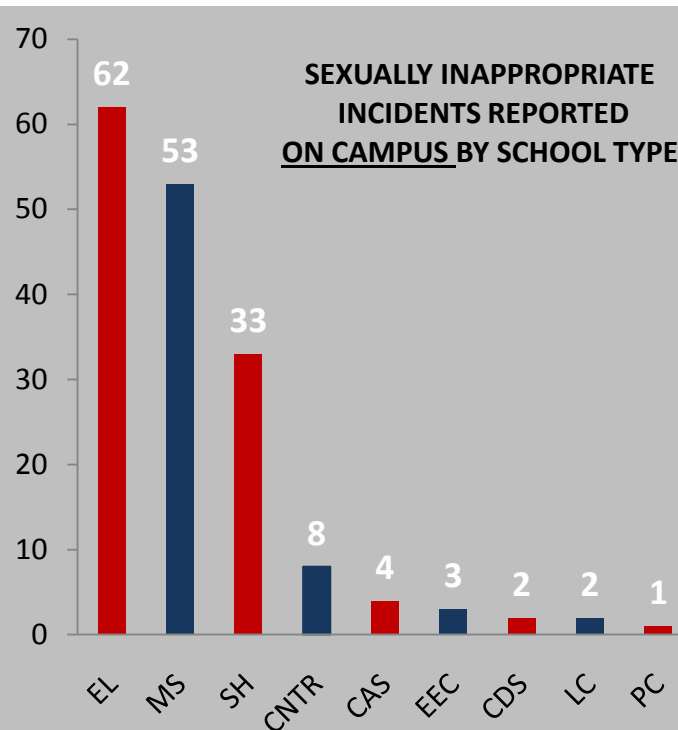
## SEXUAL BEHAVIOR - INAPPROPRIATE

### SEXUALLY INAPPROPRIATE INCIDENTS REPORTED ON CAMPUS BY TYPE

*Suspects of 'Inappropriate Conduct' incidents are either Employees, Parents or Community Members.*



**48%** of reported incidents involved touching between students.



LOCAL DISTRICT	NO. OF INCIDENTS REPORTED
1	25
2	17
3	21
4	23
5	19
6	16
7	18
8	16
S	2
T	1
Y	8
<b>TOTAL</b>	<b>168</b>

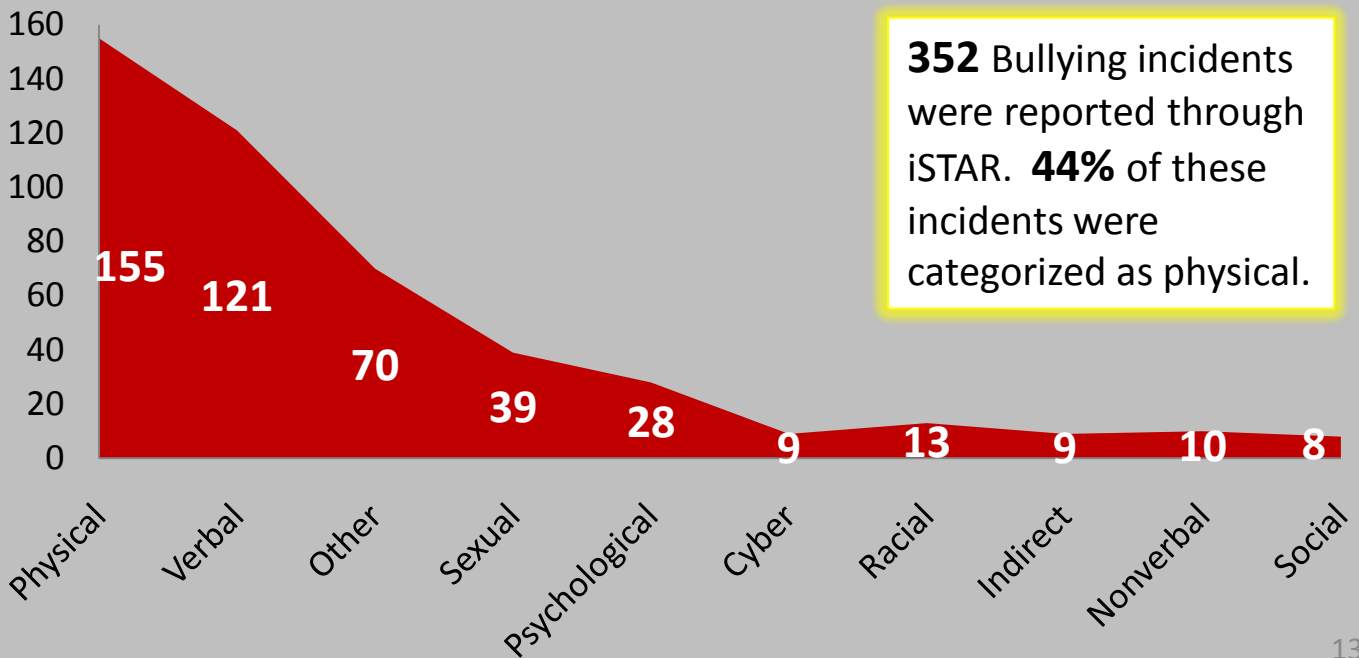
## BULLYING

LOCAL DISTRICT	NUMBER OF BULLYING INCIDENTS REPORTED
1	63
2	28
3	48
4	69
5	29
6	16
7	47
8	42
N	4
S	2
Y	4

National studies report that **65%** of students are bullied every year.



**BULLYING INCIDENTS REPORTED BY TYPE**



**352** Bullying incidents were reported through iSTAR. **44%** of these incidents were categorized as physical.



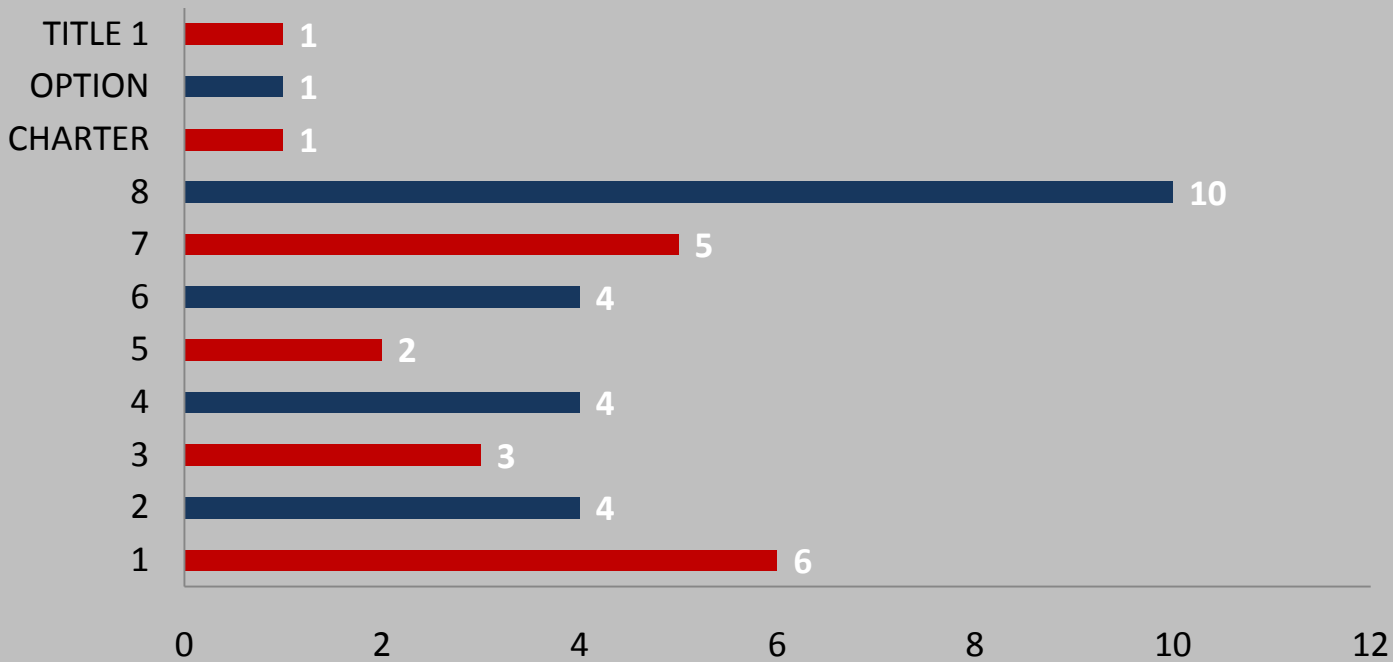
## STUDENT VICTIMIZATION



*A number of students are victimized coming to and going home from school by community members inappropriately trying to engage the student.*

INCIDENT TYPE	NUMBER REPORTED
ASSUALT/BATTERY	151
SEXUAL BEHAVIOR – INAPPROPRIATE	139
ROBBERY	84
HARRASSMENT	62
ATTEMPTED KIDNAPPING/ABDUCTION	29
STUDENT INVOLVED SHOOTING (See table below)	41
DEATH BY GUNFIRE	10

**STUDENT INVOLVED SHOOTINGS BY LOCAL DISTRICT**



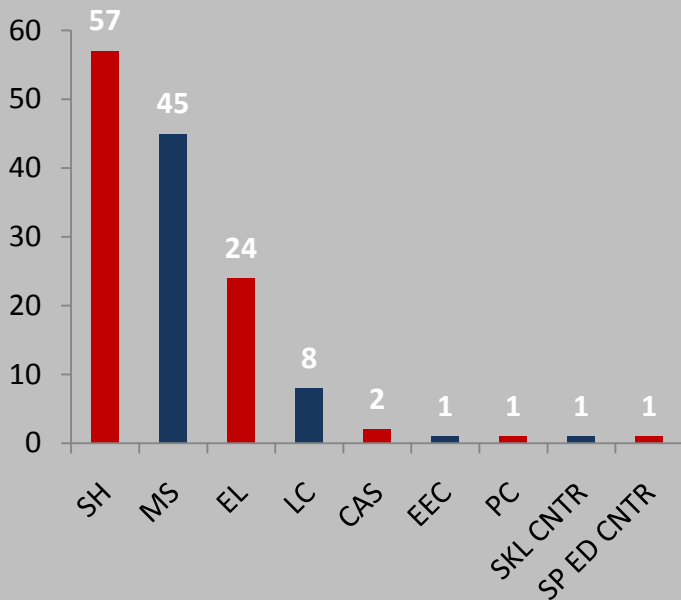
## SEXUAL BEHAVIOR - INAPPROPRIATE

### SEXUALLY INAPPROPRIATE INCIDENTS REPORTED OFF CAMPUS BY TYPE

*Suspects of 'Inappropriate Conduct' incidents are either Employees, Parents or Community Members.*

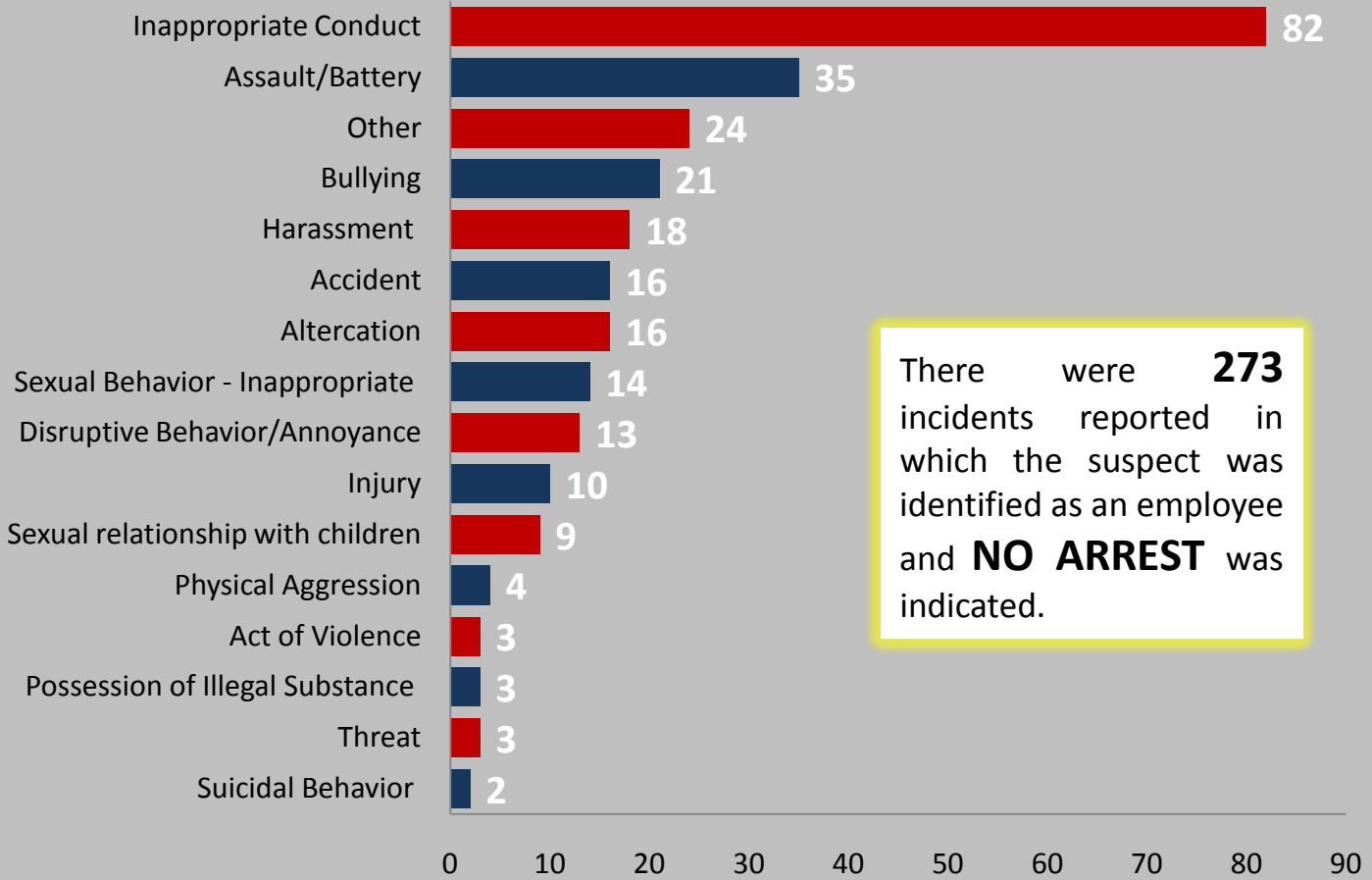


### SEXUALLY INAPPROPRIATE INCIDENTS REPORTED OFF CAMPUS BY SCHOOL TYPE



LOCAL DISTRICT	NO. OF INCIDENTS REPORTED
1	17
2	18
3	15
4	29
5	20
6	5
7	24
8	8
Y	3
<b>TOTAL</b>	<b>139</b>

## EMPLOYEE AS SUSPECT

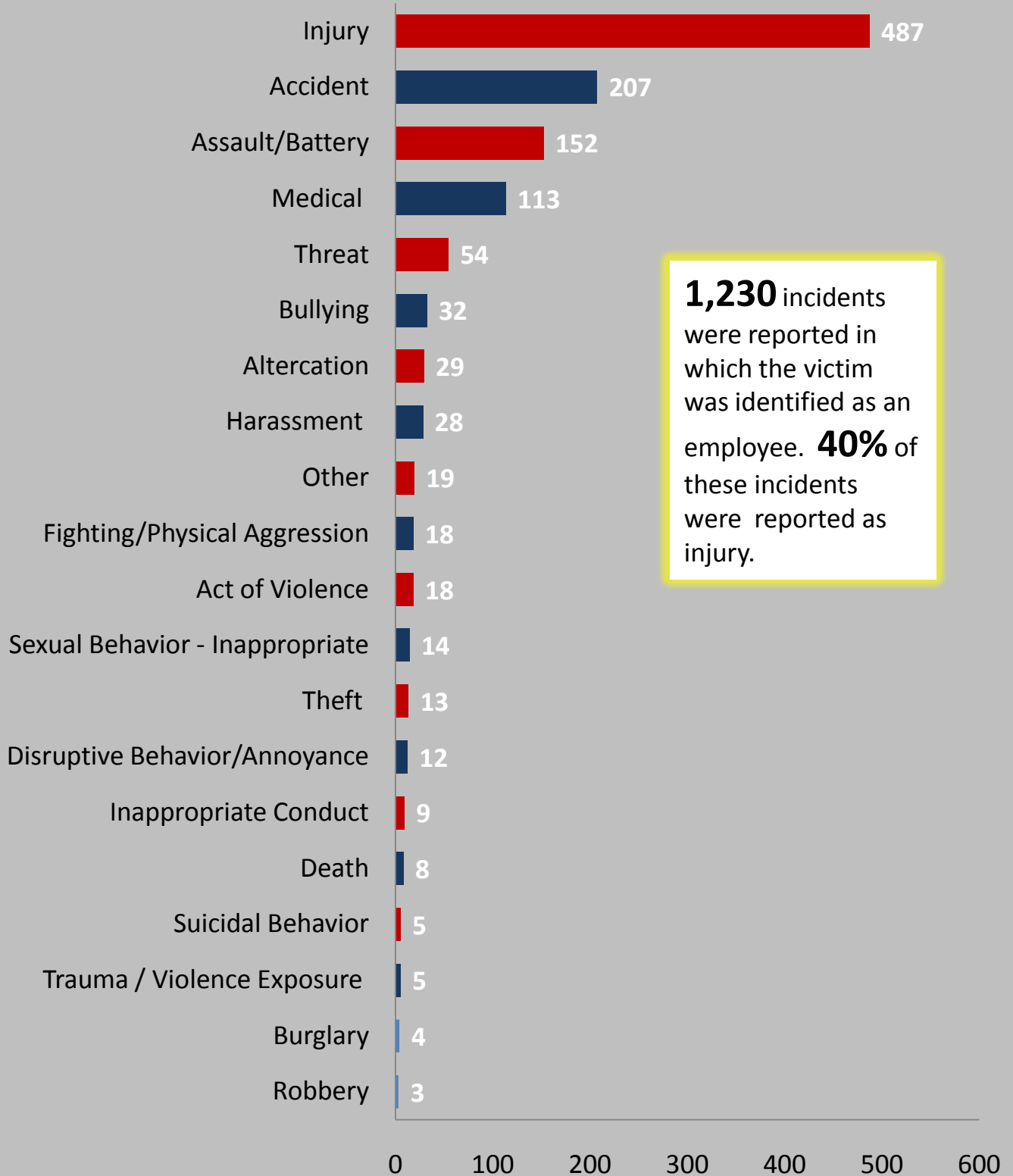


There were **273** incidents reported in which the suspect was identified as an employee and **NO ARREST** was indicated.

There were **11** incidents reported in which the suspect was identified as an employee and an **ARREST** was indicated.

EMPLOYEE ARRESTS (ON OR OFF CAMPUS)	NO. REPORTED THROUGH iSTAR
UNKNOWN	4
THEFT	3
POSSESSION GUN & MARIJUANA	1
POSSESSION METHAMPHETAMINE	1
POSSESSSION KNIFE	1
SEXUAL RELATIONSHIP WITH CHILD	1
<b>TOTAL</b>	<b>11</b>

## EMPLOYEE AS VICTIM



# CLOSING

This report has provided information on incidents occurring on or near school sites and district offices and in the community. To ensure proper resolution to reported incidents and minimal disruption to the site, the Office of School Operations has worked closely with the Information Technology Division, the Los Angeles School Police Department, Facilities Division, Human Resources Division, Office of Staff Relations, Office of Employee Relations, Personnel Commission, Student Health and Human Services Division, Nursing, Student Medical Services, the Office of Crisis Counseling and Intervention Services, and with Local District staff. This system has provided the opportunity for the above offices to coordinate a quick and thorough response to support the affected site and ensure the safety of all students and staff.