

TITLE: Verification of Instructional Materials Sufficiency,
Secondary Schools

NUMBER: MEM-154712

ISSUER: Frances Baez
Chief Academic Officer
Division of Instruction

Kimberly Balala
Administrative Coordinator
Library & Textbook Support

DATE: July 29, 2024

ROUTING
Deputy
Superintendent of
Instruction
Region
Superintendents
Administrators of
Instruction
Directors
Secondary School
Principals
School
Administrative
Assistants
UTLA Chapter
Chairpersons

PURPOSE: The purpose of this memorandum is to provide instructions regarding verification of textbook/instructional materials sufficiency.

MAJOR CHANGES: This memorandum replaces REF-6313.9 titled, *Verification of Instructional Materials Sufficiency, Secondary Schools*, dated July 15, 2023. Changes reflect dates for 2024-2025 and a list of the schools that will have a Williams Instructional Materials Review Visit in the fall.

INSTRUCTIONS: California Education Code requires that each student, including English Learners and those in special day classes, have a State/District-adopted, standards-based textbook/application for use in the defined subject areas of reading/language arts, history-social science, mathematics, and science. Students must be assigned a single textbook/application in each subject that they can use both at home and in class. District policy does not allow the use of State textbook funding for the purchase of class sets in addition to the books issued directly to the student. If the school can ensure the student has access to the internet and a device, digital books or electronic textbooks will provide sufficiency.

In order to document compliance with California Education Code Section 60119, an annual certification of student textbook sufficiency is required of all teachers, principals, and Region Superintendents.

- I. The role of the teacher is to:
 - A. Verify that each student has the required instructional materials in the following subject areas:
 1. ELA/ELD
 2. Mathematics
 3. History/Social Science
 4. Science
 5. World Languages 6-12
 6. Health
 - B. Notify the principal immediately of any insufficiencies.
 - C. Complete the online Teacher Verification of Textbook Sufficiency accessible through the Teacher's Portal by **Friday, August 23, 2024**. (See Attachment B)

- II. The role of the school principal or designee is to:
 - A. Ensure all textbook orders are submitted in a timely manner.
 - B. Ensure teachers have access to the Teacher's Portal, <https://teacherportal.lausd.net>, and the step-by-step instructions to access the portal. (See Attachment B.)
 - C. Ensure substitute teachers verify using an online form that will be monitored and updated by Library & Textbook Support (LTS) (<https://bit.ly/lausd-subs-2024>). (See Attachment D.)
 - D. Compare the final master program with the current textbook/application inventory by course enrollment two weeks prior to the first day of instruction to ensure sufficient supplies of student textbooks/applications.
 - E. Guide teachers to the District Adopted/District Approved Instructional Materials Lists from the LTS website (<https://achieve.lausd.net/iltss> textbooks → Williams Sufficiency) to assist teachers in identifying any missing or insufficient instructional materials. Additional components such as teacher's editions and ancillary materials are not mandated for sufficiency.

-
- F. Assign instructional materials directly to individual students on or before the first day of instruction. See Attachment A for a sample textbook distribution plan. Use a barcode scanner or manually enter the student ID number and then the textbook barcode number into the Check Out Text section of the Circulation tab in Destiny Resource Manager.
- G. Ensure the teachers complete the Teacher Verification of Textbook Sufficiency which can be accessed through the Teacher's Portal, <https://teacherportal.lausd.net> no later than **Friday, August 23, 2024**. These verifications are subject to audit so principals must export the data and maintain a file for at least two years.
- H. With support from the Region, resolve verified insufficiencies *before* completing the Principal Verification of Textbook Sufficiency which can be accessed through the Principal's Portal, <https://principalportal.lausd.net/>. (See Attachment C.)
1. Investigate possible on-site resources to determine, for example, if books are in storage and not yet distributed.
 2. Investigate the possibility of transferring unassigned books from another school. If textbooks are unable to be transferred, submit a remedy ticket to request the appropriate textbooks (<https://lausd-myit.onbmc.com/>).
 3. Any teacher who reported insufficiencies that have been resolved must log in to the Teacher's Portal and **resubmit** indicating sufficiency.
- I. Submit Principal Verification of Textbook Sufficiency no later than **Tuesday, August 27, 2024**, accessible through the Principal's Portal.
- J. Send an electronic copy of the completed online Teacher Verification of Textbook Sufficiency file to your Region by **Tuesday, August 27, 2024**.
- K. If there are unresolved insufficiencies, be prepared to explain at the public hearing before the Board of Education, the reasons for the insufficiencies. Principals of schools with insufficient instructional materials must communicate to community stakeholders the reasons why there are insufficiencies, the percentage of students who are without textbooks or materials, and what action is being taken to remedy the insufficiency.

- III. The role of the Region Superintendent is to:
- A. Ensure all textbook orders are submitted in a timely manner.
 - B. Ensure schools distribute materials beginning on the first day of instruction.
 - C. If a school requires surplus for sufficiency, first look to neighboring schools using Destiny Resource Manager.
 - D. Ensure all teachers verify sufficient by **Friday, August 23rd**.
 - E. Ensure all principals verify sufficient by **Tuesday, August 27th**.
 - F. Review each school's Teacher Verification of Textbook Sufficiency submissions and Principal Verification of Textbook Sufficiency submissions for insufficiencies and maintain a file of all the forms for two years.
 - G. Complete the online Region Superintendent Verification of Textbook Sufficiency accessible through the Principals' Portal on or before **Wednesday, September 4, 2024**.

Should any school be certified insufficient at the 4th week of instruction, that school will be announced at the public hearing. The verification of insufficiency announcement will include the percentage of students without textbooks or materials and the action being taken to remedy the insufficiencies. The Region Superintendent and the principal will explain the reason for the insufficiency to the Board of Education.

- IV. Williams Instructional Materials Review Visit.
- A. The schools listed in Attachment H have been identified for monitoring and visitation under the Williams Settlement Legislation, Education Code (EC) 1240, for the school year 2024-2025. The Los Angeles County Office of Education has yet to determine dates.
 - B. AB 599 (effective January 1, 2022) updated the formula for determining monitoring eligibility to include one or more of the following criteria:
 - 1. Schools identified for Comprehensive Support and Improvement (CSI) and Additional Targeted Support and Improvement (ATSI) pursuant to the federal Every Student Succeeds Act (ESSA).

2. Schools in which fifteen percent or more of its teachers are holders of a permit or certificate, such as a temporary or short-term permit, a substitute permit, a waiver, an intern credential, or any other authorization that is lesser than a preliminary or clear California teaching credential.

C. Please refer to Attachment G for a checklist to assist with the Williams Compliance Visit for Instructional Materials Sufficiency.

RELATED RESOURCES:

- [BUL-6210.3, Textbook Ordering Policies and School Site Procedures, dated March 25, 2024.](#)

ATTACHMENTS:

- Attachment A - Textbook Distribution Plan
- Attachment B - Teachers Verification of Williams Sufficiency – Secondary
- Attachment C - Principals Verification of Williams Sufficiency – Secondary
- Attachment D - Teachers Verification of Williams Sufficiency – Substitute Teachers
- Attachment E - 2024-2025 Instructional Calendar
- Attachment F - School's Responsibilities Regarding Textbooks at the School Site
- Attachment G - Williams Instructional Materials Review Visit - Checklist
- Attachment H - Williams Instructional Materials Review Visit - Schools

ASSISTANCE:

- For selection of textbooks or help with the District Adopted/District Approved Instructional Materials list, visit the LTS website (<https://achieve.lausd.net/iltss> → Textbooks → Williams Sufficiency), or email, textbooks@lausd.net.
- For assistance with the Teacher and/or Principal Williams Sufficiency Portals, please open an Online Service Request, <https://lausd-myit.onbmc.com/>.
- For questions related to science kits or laboratory equipment, contact the Science Branch at (213) 241-5333.
- For *Williams*-related information and instructional materials complaint procedures and audit information, call the Office of Educational Equity Compliance Office at (213) 241-7682.

SAMPLE TEXTBOOK DISTRIBUTION PLAN

Typically, textbook distribution begins on the first day of instruction. It can also occur prior to the first day of instruction if the school elects to offer a registration day(s) for their students.


- Here are some suggestions for textbook distribution when distributing textbooks beginning before/on the first day of instruction:
- Designate a location on campus for book distribution.
- Create a schedule for distribution based on grade level, then students' last name. Estimated time for textbook distribution per class is 5-10 minutes.
- Print out the Williams List of District Adopted and Approved Textbooks for the appropriate grade levels. The Williams list can be found at <https://achieve.lausd.net/iltss> → Textbooks → Williams Sufficiency → Adopted and Approved Instructional Materials. Highlight the textbook that the school selected and uses per course for quicker identification.
- Print out Patron Barcodes (Patron Reports → Barcode Labels in Destiny Resource Manager) to make distribution easier.
- Ask the students to line up in alphabetical order by their last name to match the Patron Barcode printout.

Students who missed an opportunity to receive one or more textbooks:

- Establish a make-up day for distribution based on grade level, and then student last names.

Students who are new to the site after initial distribution:

- Students can be directed to the location where textbooks are distributed as the final step in the registration process.
 - Students will receive textbooks for all their classes.



TEACHERS Verification of Williams Sufficiency – SECONDARY

Directions for completing and submitting the Teachers Verification of Williams Sufficiency using the Teacher's Portal.

Requirements to access the Portal:

- An LAUSD SSO
- Internet access

Step One: *Logging into the Teachers Portal*

1. Access the *Teachers Portal* by using the following link:
<https://teacherportal.lausd.net/>
2. Use your LAUSD SSO to log in into the Teacher's Portal
3. Select the "Teacher Verification of Textbook Sufficiency" link
4. Check to ensure you are accurately logged in. In the upper-right corner under the portal tools, you should see your username displayed

Step Two: *Verifying the Information Displayed*

1. Verify that the following account information is correct. The fields listed below are not adjustable. If the information displayed is incorrect, please open an Online Service Request, <https://lausd-myit.onbmc.com/>.
 - School Calendar: Select the current school year
 - School: Your school assignment for the current year
 - Teacher Name: The employee's name
 - School Type: Information is extracted from the MiSiS data

*Note: Magnet Centers and Dual Language will verify under the main school's location code.

Step Three: *Verifying for Williams Sufficiency*

1. Before certifying, **please** pay attention to the following:
 - ****Additional components such as teacher's editions and ancillary material are not mandated for sufficiency.***
 - ****District policy does not allow the use of State textbook funding for the purchase of class sets.***
2. To report **SUFFICIENT**, select: "I have Sufficient textbooks/components in ALL my course/sections". Upon successful submission, you will receive an email confirmation indicating as such.

3. To report **INSUFFICIENT**, select: “I do NOT have Sufficient textbooks/components in the sections indicated below”:
 - If you select **INSUFFICIENT** for any of the curricular areas, you must fill in the following fields:
 - Period
 - Room number
 - Grade level/Course
 - Curricular (dropdown menu)
 - Title information
 - ISBN
 - Students Enrolled in Section
 - Students Enrolled without textbooks (represents copies needed)
4. If a course you are teaching is **not** a course in the subject areas of: English (ELA/ELD), mathematics, science, social science, health, or world languages, you may select “Non-core/Not Applicable” as a response.
5. Once you have verified your answers, select the blue “Submit” button. Your responses will be recorded and viewable by the school’s principal and the Region.
6. If you report **INSUFFICIENT**, an email will be sent to the principal’s inbox to notify him/her of the issue. You will also receive a confirmation email of your submission of insufficiency.
7. Once the principal has remedied the insufficiency, you are required to log in to the Teacher’s Portal to reverify and report **SUFFICIENT**.
8. Be sure to log out of the Teachers Portal by clicking on the log out icon (🔌).

PRINCIPALS Verification of Williams Sufficiency – SECONDARY

Directions for completing and submitting the Principal Verification of Williams Sufficiency using the Principal's Portal.

Requirements to access the Portal:

- An LAUSD SSO
- Internet access

Step One: *Logging into the Principal's Portal*

1. Access the portal by using the following link: <http://principalportal.lausd.net/>
2. Locate and click on the Williams Sufficiency link
3. Log in to the Principal's Portal using your LAUSD SSO

Step Two: *Navigating the Home Page (Williams Verification Menu)*

1. Ensure you are verifying for the 2023-2024 school year. If the information displayed is incorrect, please open an Online Service Request for Principal's and Teacher's Portal for Textbooks (<https://lausd-myit.onbmc.com/>).
2. Verify the following on the page:
 - Cost Center
 - School Year
 - Status/Certifier/Verification date (initially these fields will be blank, but once you certify either sufficient or insufficient, it will record your information)
3. Ensure that the buttons on the page are visible (and clickable).
 - Williams Verification button = this button will take you to the verification menu.
 - Action button = this button will show the specific details for your school e.g., school name, location code, etc. Also, this is where you will verify either sufficient or insufficient.
 - Report menu button = this button will show the teacher roster and will record each teacher's response.

Step Three: *Navigating the Portal*

1. Confirm on the Williams Verification Menu (homepage) that the correct school year and cost center are displayed.
2. Note that there are clickable links listed under the "Resources and Contact" box. These links will direct you to portal aids and LTS support.
3. Click either the Williams Verification link (the blue hyperlink on the page) or the Action button (in orange).
4. Locate the "Status" box.
5. Look under "count". Below this item, you are provided "at-a-glance" clickable links regarding the teachers' verification: *not recorded, sufficient or insufficient*. By clicking the links (represented by numbers), you will be navigated to the teachers' verification.

6. Locate the “Principal’s verification of Textbook Sufficiency” box. This is where you will select one of the following:
 - a. Yes = sufficient for the course
 - b. Not Applicable = course/subject not offered
 - c. No = insufficient
7. If teachers report an insufficiency, their information will populate in the box under “Insufficient Records”
 - a. By clicking the “Details” link, you will be taken to the teacher’s report. The count will include “at-a-glance” information to the following:
 - Not Recorded: teachers who have yet to report sufficient or insufficient
 - Sufficient: teachers who have logged into the portal and reported sufficiency
 - Insufficient: teachers who have logged into the portal and reported an insufficiency

Note: The numbers are clickable links. You may click on the link in order to navigate to the report menu.
 - b. On the Report menu, teachers that are highlighted in:
 - Red = reported insufficient
 - Yellow = not recorded
 - No = sufficient
8. To view the details of the teacher’s submission, select the “VIEW” link
9. From the details page, you are able to view the following:
 - Teacher/school information
 - Reporting of sufficiency/insufficiency
 - Materials needed in order to report sufficiency
 - Action dropdown menu
 - Reason dropdown menu
 - Other (Use to document any notes regarding the issue)
10. After you have documented the actions/reasons/other, select either:
 - Submit button = use to save the information entered
 - Main button = use to return to the homepage
 - Report button = use to return to the report page

Step Four: Reporting Sufficient or Insufficient

1. Click on the Action button
2. Locate the “Principal’s Verification of Textbook Sufficiency” box
3. Verify for each of the following areas:
 - English (ELA/ELD)
 - Mathematics
 - Science
 - History/Social Science

- Health
 - World Language
 - Laboratory Equipment (grades 9-12 only)
4. Once you have filled in the appropriate response, locate the blue “Submit” button to record your selection.
 5. Sufficient or Insufficient
 - a. If you have selected “yes” as a response to all the core subject areas, your response will be recorded as **SUFFICIENT** and will be shared with the Region.
 - b. If you have selected “no” as a response to any or all of the core areas, your response will be recorded as **INSUFFICIENT**. Your Director will be sent an email notifying him/her of the issue.
 - c. If you declare an insufficiency regarding laboratory equipment, you will be prompted to fill in the “Secondary Laboratory Equipment Insufficiency Form.” This form tracks the laboratory equipment insufficiencies for secondary high schools (Please note: LTS is not required to replace the equipment needed; this is school site funded. Please refer to the “Assistance” section for the appropriate contact):
 - To report a lab insufficiency, click on the “Edit” link
 - Click on the dropdown “Course Title” menu to select one of the following: Biology/AP Biology or Chemistry/AP Chemistry or Physics/AP Physics
 - Click on the “Equipment” dropdown menu to select one of the following: Microscopes or Pan Balances or Graduated Cylinders or Bunsen Burners and Ring Stands
 - Click in the “Number of Pieces of Equipment Short” field and type in the amount
 - Click on the “Save” link once the insufficiency is recorded
 - If you need to report additional equipment insufficiencies, click on the “Add New” link
 - The “Cancel” link will delete the record
 - d. Principals should:
 - Work with teachers to resolve insufficiencies. Use Destiny Resource Manager to locate unassigned materials at other sites
 - Remind teachers to revisit the Teacher’s Portal to reverify after the insufficiency has been resolved
 - Recertify for the school after the insufficiency has been resolved


Step Five: Using the Report Menu

1. Click on the “Report Menu” button (in green)
2. To export the teacher sufficiency roster, locate the “Export Status Report” button (in blue)
3. The report will export into an Excel file

4. Once each teacher has declared sufficient, save the file to your computer

Step Six: *Using the extra Principal's Portal tools*

1. To log out, use the logout icon (🔌) located in the upper-right corner above your username
 - Note: The Principal's Portal will automatically log out if idle for five minutes.
2. Use the house icon (🏠) to navigate back to the Principal's Portal homepage
3. Use the wrench icon (🔧) to go to the "Admin Tools" which provide you with the "User List Manager" options
4. Use the question mark icon (❓) to navigate the help aid for the principal verification system

**TEACHERS Verification of Williams Sufficiency – SUBSTITUTE TEACHERS**

Directions for completing and submitting the Teachers Verification of Williams Sufficiency using the LAUSD Google Drive for substitute teachers.

Requirements to access the Portal:

- An LAUSD SSO
- Internet Access

Step One: *Logging into LAUSD Google Drive*

1. Access the substitute online Williams Verification by using the following URL:
<https://bit.ly/lausd-subs-2024>
2. Log in using your LAUSD Google account (this is your LAUSD single-sign on)
Note: Please be sure that you are not logged into Google with an account other than your LAUSD account.
3. Enter your LAUSD username and password (please include the @lausd.net)

Step Two: *Verifying for Williams Sufficiency*

Note: Please be sure to fill in all fields, otherwise you will be unable to progress to the next screen.

1. Type in the following information:
 - Substitute's name: Use the Last name, First name format
 - Employee ID number: Use the 8-digit format, e.g., 00123456
 - LAUSD email address: Please include the @lausd.net
 - School name: please provide the name of the school for which you are providing coverage
 - Name of teacher for whom you are providing coverage: This information is necessary because the LTS team will use it to login and verify on the teacher's behalf
 - School location code: Provide the 4-digit location code of the school
2. Verifying Sufficient or Insufficient
 - Yes = Each student has a textbook assigned to him/her.
 - No = There are not enough textbooks and there are students in the course/section without instructional materials.

3. Submitting verification

- If you have selected “yes,” you will be navigated to the blue SUBMIT button. Once you click “submit,” your data will be shared with the site principal and recorded as SUFFICIENT
- If you have selected “no,” you will be prompted to complete the next section: “I do not have sufficient textbooks/components in all my courses/sections.”

4. Verifying Insufficient

a. Please enter the following information:


- *Period* = Need information to help remedy the insufficiency
 - *Room number* = Aids in delivering the requested materials
 - *Grade level/Course* = Aids in acquiring the correct books, e.g., World History A
 - *Curricular area* = Use the dropdown menu to select the core subject area, e.g., elementary schools should select “Elementary”
 - *Title information* = Provide the requested book title
 - *ISBN number* = Provide the ISBN of the book. This will ensure the correct book is provided
 - *Number of students enrolled in section* = Provide the number of students included on the roster
 - *Number of students enrolled without textbooks* = Provide the number of students that need instructional materials
- b. If you have finished reporting the sections for which you are insufficient, select “yes.” This will take you to the blue SUBMIT button. Once you click “submit,” your data will be shared with the site principal and recorded as INSUFFICIENT.
- c. If you still need to report other sections for which you are insufficient, select “no.” This will generate a new screen for which you will be required to enter the information necessary to report the insufficiency. Please repeat the steps outlined in #4. Repeat as many times needed to report each course/section for which instructional materials are needed.
- d. Once you have finished reporting all insufficiencies, select “yes.” This will take you to the blue SUBMIT button. Once you click “submit,” your data will be shared with the site principal and recorded as INSUFFICIENT.

5. After you have verified, please log out of your LAUSD Google drive.



2024-2025 Instructional Calendar

Monday	August 12, 2024	First Day – Distribute Books
Friday	August 23, 2024	Teacher Verifications submitted on the Teacher’s Portal
Tuesday	August 27, 2024	Principal Verifications submitted on the Principal’s Portal
Wednesday	September 4, 2024	Region Superintendent Verification submitted on the Principal’s Portal




**School Responsibilities
Regarding Textbooks at the School Site**

Inventory Management	
<input type="checkbox"/>	Designate one administrator and no more than three technicians/clerks to manage textbooks.
<input type="checkbox"/>	Maintain a secure textbook room by limiting access to only the designated staff.
<input type="checkbox"/>	Maintain an organized textbook room.
<input type="checkbox"/>	Distribute books directly to the students beginning the first day of instruction. Use Destiny Resource Manager.
<input type="checkbox"/>	Notify student and parents/guardians upon enrollment or at the beginning of the school year of the District and school's policies regarding the parents' or guardians' financial responsibility for school property that is not returned or where the student causes damage to school property.
<input type="checkbox"/>	Implement a restitution process in which students are afforded the opportunity to return/replace missing property, pay for lost or damaged property or participate in a voluntary work program in lieu of payment.
<input type="checkbox"/>	Remove obsolete and damaged books and send them to the warehouse.
<input type="checkbox"/>	Send surplus materials to the warehouse by the end of November.
<input type="checkbox"/>	Conduct an annual inventory by January 17, 2025.
<input type="checkbox"/>	Return textbooks to the textbook room at the end of the semester (when applicable) or school year.
Requesting Instructional Materials	
<input type="checkbox"/>	Compare inventory with projected enrollment to target textbook purchases for the upcoming year.
<input type="checkbox"/>	Meet with Region personnel to review current inventory, projected enrollment, and master schedules to ensure textbooks and instructional materials are ordered, to the extent practicable, before the school year begins.
Williams Sufficiency	
<input type="checkbox"/>	Assign instructional materials directly to the students on or before the first day of instruction using Destiny Resource Manager.
<input type="checkbox"/>	Compare existing inventory to the projected enrollment in defined subject areas at each grade level to identify possible insufficiencies two weeks prior to opening a semester.
<input type="checkbox"/>	Review all teacher online verifications and resolve any insufficiencies by <ul style="list-style-type: none"> • Searching in Destiny Resource Manager for surplus • Contacting your Region
<input type="checkbox"/>	Review inventory information with Region personnel to ensure sufficiency and identify surplus that can be shared with other schools.
<input type="checkbox"/>	Submit via the appropriate portals, Teacher and Principal verifications. Maintain an electronic copy for school records.


Williams Instructional Materials Review Visit - Checklist

- Attend the Los Angeles County Office of Education's (LACOE) Preparing for the [Williams Instructional Materials Visit Meeting](#).
- Complete and submit the following to LACOE via Canvas.
 - 2024-2025 District Adopted Instructional Materials List;
 - Williams School Site Contact Information - Protocol Planning Form;
 - Master Schedule/Teacher Roster;
 - Science Laboratory Survey;
 - Teacher verification of sufficiency export from the Principal's Portal;
 - 2024-2025 school calendar - purpose is to ensure LACOE does not disrupt testing windows.
- The site principal is to be present for the visit.
- A room for the LACOE team to meet during the visit.
- One copy of the school map with room numbers and the total number of classrooms (May be written on map).
- Staff member(s) available to escort LACOE staff.
 - When the LACOE staff enters the classroom, the teacher will be prompted - "do you have all the instructional materials you need".
 - Then the students will be asked if they have materials checked out to them.
 - Books must be assigned/checked out to students. If digital, students must be able to access the app & device must be checked out to the student.
- Make sure there is a protocol in place if the device is broken and/or no internet is available for students at home by communicating and directing students and parents to the District's website, <https://www.lausd.org/connect>.
- Post current [Uniform Complaint Procedures](#) in all classrooms (Classroom Notices Only).
- Have the [Uniform Complaint Form](#) available in the front office.



Williams Instructional Materials Review Visit - Schools

Region	School
E	Bell Senior High
E	Belmont Senior High
E	Dr. Maya Angelou Community High
E	Los Angeles Academy Middle
E	Robert Louis Stevenson College and Career Preparatory
E	Santee Education Complex
E	Theodore Roosevelt Senior High
N	Charles Maclay Middle
N	Ernest Lawrence Middle
N	Francisco Sepulveda Middle
N	James Monroe High
N	Northridge Middle
N	Panorama High
N	Sun Valley Magnet
N	Van Nuys Middle
S	Andrew Carnegie Middle
S	Augustus F. Hawkins High
S	Barack Obama Global Preparation Academy
S	Boys Academic Leadership Academy
S	Bret Harte Preparatory Middle
S	Charles Drew Middle
S	Edwin Markham Middle
S	John Muir Middle
S	Manual Arts Senior High
S	Mervyn M. Dymally High
S	Performing Arts Community at Diego Rivera Learning Complex
S	Robert E. Peary Middle
S	Susan Miller Dorsey Senior High



Region	School
S	Wilmington Middle Science
W	Helen Bernstein High
W	Hollywood Senior High
W	Hubert Howe Bancroft Middle
W	Johnnie Cochran, Jr., Middle
W	Marina del Rey Middle
W	Pio Pico Middle