

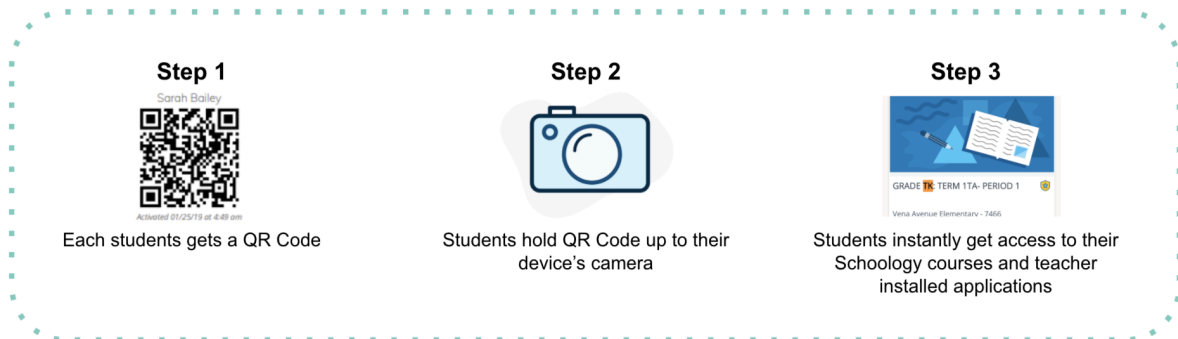


PERSONALIZED LEARNING SYSTEMS

STUDENTS USING QR CODES

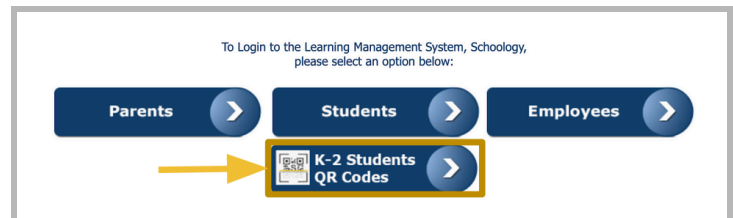
QR Codes are distributed by the student's K-2 teacher. If a student needs a QR Code, the LAUSD Helpdesk for Schoology Support is available to assist parents/students with lost/damaged badges: call (213) 241-5200 and Select Option 5 then Option 1

Three Steps for Easy Access

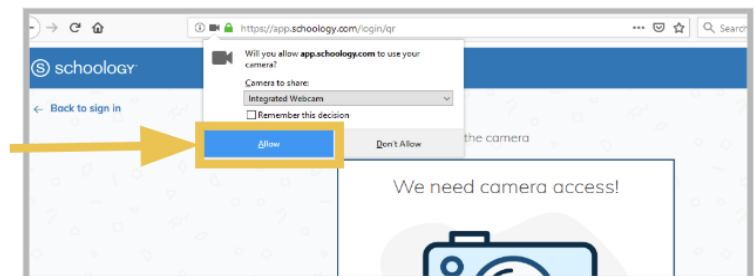


ON THE COMPUTER / IOS / ANDROID

1. Through a web browser, navigate to lms.lausd.net.
2. Select **K-2 Students QR Code**.



3. When the page opens, you will be prompted to enable your camera. Select **"Allow"** and then hold your QR Code up to the screen to log in to your Schoology homepage. Depending on the browser, you may select **"Always Allow"** or **"Remember this decision."**



The Personalized Learning Systems (PLS) recommends logging in through a **web browser** on IOS/ANDROID devices. This will enable the use of all apps installed through courses

and the app icon. 