



# Threat Assessment & Management

A guide to BUL-5799.2 - Threat Assessment & Management

LAUSD Multidisciplinary Crisis Teams (Formerly School-site Crisis Teams)

Resources - District Policies and Bulletins - BUL-5799.2 Threat Assessment and Management

**Add Resources** - Options

Title	Info
BUL-5799.2 Threat Assessment and Management (Student-to-Student ...)	Added by You - Aug 10, 2023
Supplemental Tool A   Protocols and FAQs for Responding to Threats of ...	<ul style="list-style-type: none"> <li>TAM A1 - Protocol for Responding to Threats of School Violence</li> <li>TAM A2 - Frequently Asked Questions for Threat Assessment and Management</li> </ul> Added by You - Aug 10, 2023
Supplemental Tool B   Information Gathering	<ul style="list-style-type: none"> <li>TAM B1 - Information Gathering Checklist</li> <li>TAM B2 - Student Interview</li> <li>TAM B3 - Interview Target Interview</li> <li>TAM B4 - Teacher/Staff Interview/Questionnaire</li> <li>TAM B5 - Parent/Guardian Interview</li> <li>TAM B6 - ThreatRisk Assessment Levels, Indicators, &amp; Action Plan Options</li> </ul> Added by You - Aug 10, 2023
Supplemental Tool C   Summary of Relevant Information	<ul style="list-style-type: none"> <li>RA C1 - Threat Categories for Summary of Relevant Student Information</li> <li>RA C2 - Summary of Relevant Student Information</li> </ul> Added by You - Aug 10, 2023
Supplemental Tool D   Convening the Multidisciplinary Threat Assesse...	<ul style="list-style-type: none"> <li>TAM D1 - School Violence Threat Assessment Checklist</li> <li>TAM D2 - Multidisciplinary Threat Assessment Team Meeting Action Plan</li> <li>TAM D3 - Multidisciplinary Threat Assessment Team Follow-up Meeting</li> <li>TAM D4 - Multidisciplinary Threat Assessment Team Meeting Sign-in Sheet</li> </ul> Added by You - Aug 10, 2023
Supplemental Tool E   Safety Planning and Reentry	<ul style="list-style-type: none"> <li>RA E1 - Guidelines for Developing a Safety Plan for an Elementary School Student</li> <li>RA E2 - Student Safety Plan (Elementary School)</li> <li>RA E3 - Guidelines for Developing a Safety Plan for a Secondary School Student</li> <li>RA E4 - Student Safety Plan (Secondary School)</li> <li>RA E5 - Student Reentry Guidelines</li> <li>RA E6 - Return to School Information for Parents/Guardians</li> <li>RA E7 - Parent/Guardian Authorization for Release/Exchange Information</li> <li>RA E8 - Parent/Guardian Consent to Search Template</li> <li>TAM E9 - Student Safety Plan Agreement</li> </ul> Added by You - Aug 10, 2023
Supplemental Tool F   Handouts and Resources	<ul style="list-style-type: none"> <li>RA F1 - Resource Guide</li> <li>RA F2 - ThreatRisk A&amp;B</li> <li>RA F3 - Student Questionnaire</li> <li>RA F4 - Safe Start Storage Information for Parents/Caregivers</li> <li>TAM F5 - School Violence Prevention Awareness for Parents/Caregivers</li> <li>TAM F6 - School Violence Prevention Awareness for Staff</li> </ul> Added by You - Aug 10, 2023
Supplemental Tool G   Documentation on STAR and RARD	<ul style="list-style-type: none"> <li>RA G1 - Completing the Risk Assessment Referral Data (STAR) on STAR</li> <li>RA G2 - Risk Assessment Referral Data (RARD)</li> </ul> Added by You - Aug 10, 2023

## Schoology Group: LAUSD Multidisciplinary Crisis Teams

JOIN THE LAUSD MULTIDISCIPLINARY CRISIS TEAM GROUP

**ACCESS CODE:**  
C45W-76V2-XR5JF

# Objectives



- Understand California Education Code §49390-49395
- Understand District protocol and guidelines for responding to students who may be homicidal
- Become familiar with the Four Stages of the Threat Assessment process

# POLICY UPDATES



- California Education Code §49390-49395
- SPIP, TAM, and RA Supplemental Tools
- Adult Gatekeeper → Trusted Adult
- Student Gatekeeper → Student Upstander
- Safe Gun Storage Information for Parents/Caregivers

## CALIFORNIA EDUCATION CODE §49390-49395

### II. EMPLOYEES AS MANDATED REPORTERS OF STUDENT THREATS OR PERCEIVED THREATS

- A. In accordance with California Education Code §49390-49395, all employees are mandated reporters of student threats or perceived threats to commit a homicidal act related to school or a school activity.
1. An employee who is alerted to or observes any student threat or perceived threat to commit homicide, must immediately report the threat or perceived threat to the Los Angeles School Police Department (LASPD) at (213) 625-6631 or local law enforcement, as well as the site administrator.

BUL-5799.2  
Division of School Operations

Page 2 of 24

July 31, 2023



## CALIFORNIA EDUCATION CODE §49390-49395



**LAUSD**  
UNIFIED

LOS ANGELES UNIFIED SCHOOL DISTRICT  
POLICY BULLETIN

- a. A *threat* or *perceived threat* means any writing or action of a student that creates a reasonable suspicion that the student is preparing to commit a homicidal act related to school or a school activity. This may include possession, use, or depictions of firearms, ammunition, shootings, or targets in association with infliction of physical harm, destruction, or death in a social media post, journal, class note, or other media associated with the student. It may also include a warning by a parent, student, or other individual.
- b. *Reasonable suspicion* means articulable facts, together with rational inferences from those facts, warranting an objective suspicion.
- c. The report shall include copies of any documentary or other evidence associated with the threat or perceived threat.
- d. District employees should not utilize the Los Angeles Schools Anonymous Reporting (LASAR) application to report a threat or perceived threat.

## CALIFORNIA EDUCATION CODE §49390-49395




When two or more employees are jointly alerted to a threat or perceived threat, when there is agreement among them, the required report to law enforcement may be made by any of them in a single report. An employee who has knowledge that the designated reporting employee has failed to make the single report shall thereafter make the report to law enforcement.

**Note:** A report in this case means a phone call to law enforcement; it is not in the form of a written document.

An investigation by law enforcement, including LASPD, is not a substitute for a multidisciplinary threat assessment team meeting.

### BUL-5799.2 Four Stages of the Threat Assessment Process





- Action Plan
- **Baseline Behavior**
- **Fluidity**
- Multidisciplinary Threat Assessment Team
- Pathway to Violence
- **Person of Concern**
- Safety Plan
- School Violence
- **Suicide/Threat Prevention Liaison (STPL)**
- Target
- Threat of Serious Physical Violence
- **Worrisome Behaviors**

## Establishing Common Language



# Purpose of a **threat assessment**



**Threat assessments aim to prevent possible school-based attacks and other forms of violence by:**

- Identifying persons of concern who may be exhibiting the warning signs of violence to others
- Gathering information from multiple sources and analyzing it to determine appropriate intervention and preventing a possible attack
- Managing through interventions and safety planning

## When to Conduct a Threat Assessment



A threat assessment should be conducted when there is a **direct, clear, and plausible** threat of serious violence toward self, another person, or district site.

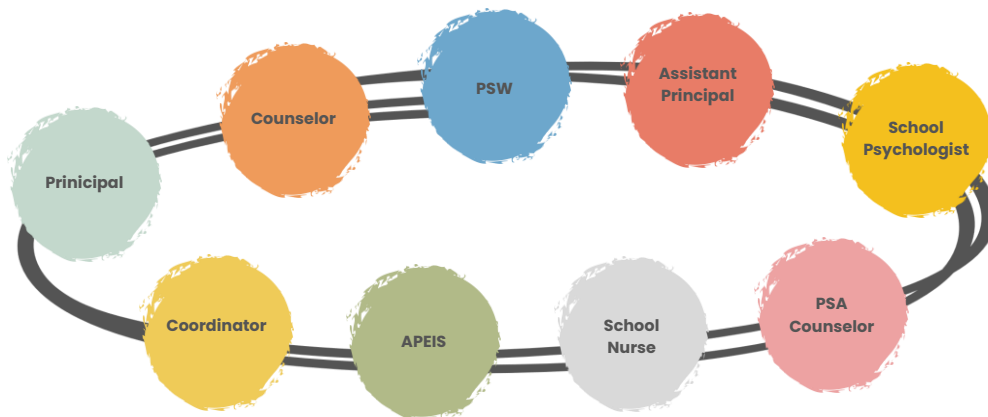



A threat/risk assessment may be conducted if the totality of the circumstances warrants an assessment.

## Question ?

- A 3<sup>rd</sup> Grade student states to the front office staff: “Tomorrow I’m going to come to school to kill the principal with my tank.” Is this a **direct, clear, and plausible** threat?
  - **No.** The threat is direct and clear, however lacks plausibility.

## Who can conduct a threat assessment?





# Locate person of concern & identified/potential targets and secure campus safety

1



---

## Immediate Risk Reducing Interventions

---



CALLING LASPD/LOCAL  
LAW ENFORCEMENT



LOCKDOWN



CONTACT REGION  
ADMINISTRATION/DISTRICT OFFICES



# Gather Information

2



Interview relevant parties and utilize **TAM Supplemental Tool B1: Information Gathering Checklist** to get as much information as possible

- ★ **Interview:** Person of concern (B2), target and witnesses (B3), teacher/staff (B4), parent/caregiver (B5)
- ★ **Check Records:** MiSIS (social adjustment report), Welligent, iSTAR
- ★ **Search the Student of Concer’s Belongings:** backpack, social media, cubbies, home



## What am I looking for?



# What am I looking for as I gather information?



## 01

### COMMUNICATION OF INTENT TO HARM

- direct or indirect
- verbal or non-verbal
- written
- electronic

## 02

### RISK FACTORS, WARNING SIGNS, & WORRISOME BEHAVIORS

- access to weapons
- unsupervised internet access
- lack of supervision
- stressful life events/trauma history
- difficulty managing emotions
- difficult time with rules and authority

## 03

### PEER AND SYSTEM DYNAMICS

- victims of bullying
- quality of peer relationships
- sense of connectedness
- grievances against classmates
- parent-child relationship
- history of disciplinary actions

## Vice News

# Unsafe: The Allure of Columbine Fandom



# Threat Assessment Team Meeting

3



Using a multi-disciplinary team analyze the information and determine risk level and plan.

### TAM D4 Sign In Sheet



#### CHOOSING YOUR TEAM

Administrator, Behavioral Health Professional (Counselor, PSW, PSA, School Psych), School Nurse, Coordinator, Regional District Operations

### TAM D1 Checklist

Motive  
Communication of Intent  
Preoccupation with Violence  
History of Violence  
Means and Access  
Suicide Ideation  
Impact on Others  
Protective Factors

#### DETERMINING RISK LEVEL

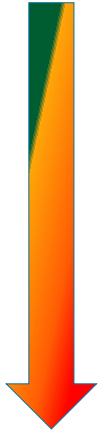
Utilize School Violence Threat Assessment Checklist to determine risk level.

### TAM D2 Action Plan

#### CREATING ACTION PLAN

The action plan should be consistent with the level of risk.

# Determine the Risk Level



- **No Known Current Risk** - indicates that there is no evidence of homicidal/suicidal ideation at this time.
- **Low Risk** - indicates the person of concern is at little risk for school violence.
- **Moderate Risk** - indicates the person of concern is at an elevated risk for school violence.
- **High Risk** - indicates the person of concern is at high or imminent risk for violence, and immediate intervention is required to prevent an act of school violence from occurring.



## H

## HIGH RISK ACTIONS



- Always supervise the student, including in the restroom
- Reassure and provide support to the student
- Complete the Summary of Relevant Information
- Contact LASPD at 213.625.6631, for a Mental Health Evaluation Team (MHET) response if available OR PMRT 800.854.7771 for further assessment and possible transport to hospital
- If student is transported, conduct a Re-entry Meeting using the Re-entry Guidelines in the respective policy upon return

# SUMMARY OF RELEVANT INFORMATION



**Los Angeles Unified School District**  
**DIVISION OF SCHOOL OPERATIONS**

**Summary of Relevant Student Information**

**RA SUPPLEMENTAL TOOL C2**

Student Name: \_\_\_\_\_

Date: \_\_\_\_\_ Date of Birth: \_\_\_\_\_

Student Name: \_\_\_\_\_ Date of Birth: \_\_\_\_\_

School Name: \_\_\_\_\_ Student Grade: \_\_\_\_\_

Parent/Guardian Name: \_\_\_\_\_ Phone #: \_\_\_\_\_

Current Concerns/Behaviors Include (e.g., specific statement(s) made and/or action(s) taken by student, a plan with intent, current suicide attempt, homicidal ideation, recent death/loss of loved one, access to weapons, current substance use)

\_\_\_\_\_

Relevant History (e.g., past suicide attempts, prior hospitalizations (150103), history of injury, mental health history)

\_\_\_\_\_

BUL-2637.5 & BUL-5799.2 Page 1 of 3 REV. 07.31.2023

**Los Angeles Unified School District**  
**DIVISION OF SCHOOL OPERATIONS**

**Summary of Relevant Student Information**

**RA SUPPLEMENTAL TOOL C2**

Student Name: \_\_\_\_\_

**Psychotropic Medication(s)**

Yes  No  Unknown

If yes, Name of Medication(s): \_\_\_\_\_ Dosage: \_\_\_\_\_

Compliant with medication?  Yes  No  Unknown

Has medication changed?  Yes  No  Unknown

Source of information regarding psychotropic medication(s): \_\_\_\_\_

Student:  Parent/Guardian:  Other (explain): \_\_\_\_\_

Additional Information regarding medication (e.g., specific statement(s) made by student or parent/guardian regarding the reasons for not taking medication)

\_\_\_\_\_

**Other Factors to Consider**

\_\_\_\_\_

BUL-2637.5 & BUL-5799.2 Page 2 of 3 REV. 07.31.2023

REMEMBER  
CONFIDENTIALITY

## Develop an Action Plan



Action Plan – Supplemental Tool D2 Multidisciplinary Threat Assessment Team Meeting Action Plan

**Action Plans Include:**

- Past actions taken
- Immediate actions
- Long-term actions

1. Consistent with level of risk., specific, completed and carried out.
2. Managed by the school site administrator/designee.
3. Identify the responsible parties for each action step identified.
4. Always engage the parents/guardians regardless of risk level.

1. Notes taken during threat assessment are for use by OGC
2. Notes and documents are confidential and should be kept in confidential file apart from student cumulative records.
3. Do not provide copies to anyone unless you consult with OGC.

TAM SUPPLEMENTAL TOOL D2

**LOS ANGELES UNIFIED SCHOOL DISTRICT  
Multidisciplinary Threat Assessment Team  
ACTION PLAN**

Attorney Client  
Communication  
Confidential & Privileged

Date of Meeting: \_\_\_\_\_ Location: \_\_\_\_\_

Student Name (Person of Concern): \_\_\_\_\_ Grade: \_\_\_\_\_

School: \_\_\_\_\_ Student ID: \_\_\_\_\_

Notetaker: \_\_\_\_\_ Title: \_\_\_\_\_

Scheduled Follow-up Date: \_\_\_\_\_

**NOTE:** The action plan should be consistent with the level of risk determined by the Multidisciplinary Threat Assessment Team with the objective of mitigating risk. The case carrier will manage.

**Threat Risk Level Determined by the Team:**  No Known Risk  Low  Moderate  High

Past Actions / Actions Already Taken:

TAM SUPPLEMENTAL TOOL D2

**Attorney Client Communication  
Confidential & Privileged**

ACTION PLAN		
Immediate Actions	Frequency, Duration	Staff Point Person (Title, Department/ Agency)
<p>Example: Meet with student to address bullying concerns</p> <ul style="list-style-type: none"> <li>Submit SCAR</li> <li>Refer for mental health services</li> </ul>	<p>Weekly, for 3 months</p> <ul style="list-style-type: none"> <li>ASAP</li> <li>3 days</li> </ul>	<p>Nicole Johnson, Counselor</p> <ul style="list-style-type: none"> <li>Counselor</li> <li>PSW</li> </ul>
Long-Term Actions	Frequency, Duration	Staff Point Person (Title, Department/ Agency)
<p>Example: Request a Social-Emotional Assessment Plan</p> <ul style="list-style-type: none"> <li>SPED eval</li> <li>Campus/front office staff have safety protocol</li> </ul>	<p>Within 60 days</p> <ul style="list-style-type: none"> <li>60 days</li> <li>review weekly</li> </ul>	<p>Kate Torres, School Psychologist</p> <ul style="list-style-type: none"> <li>Psychologist</li> <li>AP</li> </ul>

These are CONFIDENTIAL & PRIVILEGED notes for use by Los Angeles Unified School District attorneys. Unless stated otherwise herein, no copies of these notes shall be furnished to anyone including employees, students, or parents without permission from the Office of General Counsel.

BUL-5799.2      Page 2 of 2      REV. 07.31.2023

- School lockdown (AP, day of incident)
- Called School Police for extra patrol (Principal, day of incident)
- Providing support and ensuring safety for person of concern & intended targets

These are CONFIDENTIAL & PRIVILEGED notes for use by Los Angeles Unified School District attorneys. Unless stated otherwise herein, no copies of these notes shall be furnished to anyone including employees, students, or parents without permission from the Office of General Counsel.

# Implement Action Plan



Action steps include Safety Planning, Reentry Meeting, Resources and Documentation. It may include referral to community mental health services, IBRP, SSPT, IEP re-evaluation, increased supervision, parent consent for searches, and other community resources.

**TAM B6 – Levels & Action Plan Options**

TAM SUPPLEMENTAL TOOL B6

Los Angeles Unified School District  
DIVISION OF SCHOOL OPERATIONS

**THREAT/RISK ASSESSMENT LEVELS, INDICATORS, & ACTION PLAN OPTIONS**

The Multidisciplinary Threat Assessment Team should meet to determine appropriate action(s) based on the level of risk. Action items should be based upon the severity and risk of the threat.

**ACTION PLAN OPTIONS BY LEVEL OF RISK:**  
The following are action plan options to consider for each level of risk.

RISK LEVEL	INDICATORS MAY INCLUDE	ACTION PLAN OPTIONS
<b>Low Risk</b>	<ul style="list-style-type: none"> <li>Has been reported but indicates that there is no evidence of harassment/bullying situation at this time.</li> <li>No current evidence of intent to harm/kill self or others.</li> <li>Statement made was a figure of speech, intended as a joke, or was unintentional and benign in nature.</li> <li>Does not appear to have a plan to execute said actions.</li> <li>No means to carry out an act of violence.</li> <li>No known history of violence.</li> <li>Admission/behavior.</li> <li>No history of involvement with law enforcement or harmful situations.</li> <li>Low risk related to the presence of a person at a high risk for school violence.</li> <li>Threat is a joke or riddle.</li> <li>Information contained within the threat is inconsequential, implausible, or lacks detail.</li> <li>Threat lacks realism.</li> <li>No clear indication that the person of concern has taken preparatory steps to the receiving location, entering weapons.</li> <li>Available information suggests that the person of concern is unlikely to carry out the threat.</li> <li>Threat appears more likely an impulsive expression of anger, or a poor choice of words during an argument while neither party is capable of threat to carry out serious violence.</li> <li>Presence of concerns functioning within the general range for their specific behavior.</li> <li>Threats are for stress relief, sarcasm or affect.</li> </ul>	<ul style="list-style-type: none"> <li>Communicate with parents/guardians of all students involved.</li> <li>Provide information regarding the incident or statement made.</li> <li>Monitor the responsiveness of student safety and use of appropriate language and content.</li> <li>If any students involved are enrolled in an after-school program located on school grounds, notify the staff of that program to ensure that all needs of students are met.</li> <li>If low risk was determined as a Multidisciplinary Threat Assessment Team Meeting, re-assess a follow-up meeting within 30 days of the initial meeting. Monitor until it is determined that the individual no longer poses an immediate threat to self or others. Update pertinent information, as needed.</li> </ul>

BUL-5799.2      Page 1 of 6      REV. 07.31.2023

**RA E2 – Safety Plan**

RA SUPPLEMENTAL TOOL E2

Los Angeles Unified School District  
DIVISION OF SCHOOL OPERATIONS

**STUDENT SAFETY PLAN**

Name: \_\_\_\_\_ DOB: \_\_\_\_\_ Date: \_\_\_\_\_

**My Triggers:** (Things that make me upset, feel bad, think about doing or harming someone else)

Arguments/Disagreements

Problems with Classmates/Friends

Problems in School

Describe: \_\_\_\_\_

**When this happens, I feel...**

Sad

Mad

Hurt

Scared

Lonely

Frustrated

Worried

Create Your Own Feeling

BUL-5807.3 & BUL-5799.2      Page 1 of 3      REV. 07.31.2023

**TAM E9 – Safety Plan Agreement**

TAM SUPPLEMENTAL TOOL E9

Los Angeles Unified School District  
DIVISION OF SCHOOL OPERATIONS

**Student Safety Plan Agreement**

Student's Name: \_\_\_\_\_ DOB: \_\_\_\_\_ Date: \_\_\_\_\_

Safety is our number one priority! Keeping students safe requires a collaborative effort of all stakeholders. This agreement does not replace an IEP or a Behavior Support Plan.

The sample interventions offered are not intended to be exclusive or all inclusive. Schools should design a Student Safety Plan Agreement that reflects their unique circumstances and resources.

**Administrator responsibilities and strategies:**

- I will establish a safe school environment for all students.
- I will continue to communicate and enforce the guidelines set forth by District policy.
- I will take all reported incidents of threats of violence seriously.
- I will be neutral and gather the facts from all involved parties.
- I will follow-up with involved stakeholders to address their concerns.
- I will follow-up with involved parties to monitor that the potential for violence is being mitigated.
- I will \_\_\_\_\_

**Teacher responsibilities and strategies:**

- I will establish a safe classroom environment for all students.
- I will take all reported incidents of threats of violence seriously and report to an administrator/School Site Crisis Team Member, as soon as practicable.
- I will communicate and reinforce positive behavior, expectations, and norms for classrooms, restrooms, lunch eating areas and other school activities.
- I will work collaboratively with the school site crisis team, administration, counselors, teachers, staff and parents.
- I will make a referral to the school site administrator if additional services are indicated.
- I will follow-up with involved parties to monitor that the potential for violence is being mitigated.
- I will \_\_\_\_\_
- I will \_\_\_\_\_

**School Site Crisis Team Member / Suicide/Threat Prevention Liaison (STPL):**

- I will follow-up with involved parties to monitor that the potential for violence is being mitigated.
- I will work collaboratively with the school site crisis team, administration, counselors, teachers, staff and parents.
- I will make a referral for counseling services, if indicated.
- I will \_\_\_\_\_
- I will \_\_\_\_\_

BUL-5799.2      Page 4 of 4      REV. 07.31.2023



## Safety Planning

- A collaborative problem-solving approach
- Assess and address any potential barriers
- Review the developed safety plan with the parent/guardian
- Identify trusted adults for support at school and at home/community review [Supplemental Tool RA F2 - Trusted Adult Handout](#)

## Student Reentry Meeting



- Goal is to facilitate a successful transition back to school.
  - Mental health hospitalization, substance abuse inpatient treatment
  - Key support staff, parents, and student
  - **Supplemental Tool RA E5 - Student Reentry Guidelines** - checklist of action items to consider.
- Should have written permission (doctors note) by the health care provider to attend/return to school.
- If the person of concern and/or target transfers or matriculates to another school and an immediate threat to self or others remains, follow the guidelines in **BUL-3927.3 Mandated Reporting of Certain Student Behavior**.
- Provide parents/guardians necessary resources (e.g., food banks, homelessness, etc.) as well as appropriate handouts (**Supplemental Tools RA F1-F4 and F5-F6**).



# Handouts

Provide parents/guardians and trusted adults the appropriate handouts to help support the student

### TAM F5 - Parent Handout

## School Violence Prevention Awareness for Parents/Caregivers

Los Angeles Unified School District  
District Office of Safety and Security  
School Security Team

www.lausd.net

Information is defined as any method or system of formalized procedures used to collect, analyze, and disseminate information. This information is used to identify and prevent threats to the health and safety of students and staff while they are on campus. This information is used to identify and prevent threats to the health and safety of students and staff while they are on campus.

**School Violence is Preventable**

Understanding school violence and warning signs is key to preventing school violence. School violence can be prevented by taking steps to identify and prevent threats to the health and safety of students and staff while they are on campus.

**Warning Signs**

Warning signs are behaviors that indicate that an individual may be at risk of committing an act of violence. These behaviors can be identified by parents, teachers, and other school personnel.

**Risk Enhancers**

Risk enhancers are factors that increase the likelihood of school violence. These factors can be identified by parents, teachers, and other school personnel.

### RA F2 - Trusted Adult

## TRUSTED ADULT

Los Angeles Unified School District  
District Office of Safety and Security  
School Security Team

www.lausd.net

Trusted adults are key to social-emotional learning and build the foundation for safer, stronger communities. Further, they provide positive student-adult relationships skills and teach responsible decision-making. Importantly, they show empathy and express appreciation for courageous students who report warning signs.

### HOW TO BE A TRUSTED ADULT

Use the 5 components of Psychological First Aid to support students who need help and report any warning signs.

**1 LISTEN**

- Be open and accepting of students who approach you with a concern.
- Listen without judgment.
- Pay attention to changes in student's behavior and appearance.
- Monitor your own safety and the safety of others.
- Use your judgment to determine if you need to call for help.

**2 PROTECT**

- Take action to ensure safety.
- Take a plan to monitor the student you are concerned about.
- Some things you may ask include:
  - Are you an immediate risk of harming themselves or others?
  - Are you coming to me with this information right now?
  - How long have you been feeling this way?

**3 CONNECT**

- Report student threats or persistent threats of harm to the Los Angeles School Police Department (313.625.8631) or local law enforcement.
- Notify the critical care administrator, crisis team member, or Suicide/Threat Assessment Liaison (STAL).
- Validate the student's concerns.
- Thank you for trusting me with your story and experiencing I can help to help.

**4 MODEL**

- Remain calm.
- Be aware of your thoughts, feelings, and reactions as you listen without judgment.

**5 TEACH**

- Let the student know that you value them as having the concern and reassure them that they did the right thing.

### RA F3 - Student Upstander

## Student Upstander

Los Angeles Unified School District  
District Office of Safety and Security  
School Security Team

www.lausd.net

Someone who speaks up and takes action to help someone else.

### What are the three steps to being a Student Upstander?

- 1 SEE SOMETHING
- 2 ACT
- 3 SAY SOMETHING

Recognize warning signs and intervene. Warning signs are when someone says or does something that shows they may be planning to harm themselves or others. We can see warning signs and clues by:

- The way someone is acting
- Something that someone is saying
- Something they have written
- Social media

**SEE SOMETHING**

- Being obsessed with weapons or school shootings
- Talking about hurting or harming people
- Talking or posting about an upcoming attack
- Bringing a weapon to school

**ACT**

- Talking about wanting to die or suicide or talking about suicide
- Talking about cutting or hurting themselves
- Feeling like things will never get better
- Overstating how they feel about something
- Being verbally or socially abusive
- Identifying a nearby police station
- Being fearful or bullying others

**SAY SOMETHING**

- Big changes in personality or behavior
- Struggling to deal with a loss in their life
- Has withdrawn or pulled away from everyone and everything
- Has become very angry or seems uncontrollably angry
- Being physically or verbally abusive
- Identifying a nearby police station
- Being fearful or bullying others

**THREAT!**

A threat is when someone communicates that they PLAN TO HARM themselves or others. Some might say a threat, write a threat, or post a threat on social media. For example:

- "You going to die!"
- "You going to get it!"
- "I'm over for if you..."

# Document & Complete the RARD/iSTAR

Keep action plan and all threat assessment documents in a secure, confidential folder separate from the cum record.

- Complete for all risk levels
- Whoever completed the assessment should complete the RARD
- Change the LOCATION to reflect the school location
- Submit RARD to the Administrator/designee within 24 hours or by the end of the next school day to be entered into iSTAR.

Los Angeles Unified School District  
RISK ASSESSMENT REFERRAL DATA (RARD)

TO BE COMPLETED BY THE ADMINISTRATOR/SCHOOL OR CRISIS TEAM MEMBER

Reason for Referral and Other Assessment Factors (Check all that apply)

As Reported by Student

As Reported by Other(s)

As Reported by Staff

As Reported by Other(s)

Remember to check ALL boxes!



# Additional LAUSD Support



**Employee Assistance Service for Education**

As a Los Angeles Unified School District employee, you have access to the EASE program, a specialized counseling service which provides telehealth, face-to-face counseling, phone consultations and community referrals.

- Voluntary and CONFIDENTIAL
- Staffed by professional counselors
- Endorsed by labor and management
- Paid for by LACOE ESSER III Funds

**EASE HOTLINE: 1-800-882-1341**

Get Support:	EASE Counselors Specialize in:
<ul style="list-style-type: none"> <li>24/7 Hotline</li> <li>No Waiting Lists</li> <li>Confidential</li> </ul>	<ul style="list-style-type: none"> <li>Family Troubles</li> <li>Emotional Distress</li> <li>Drug/Alcohol Problems</li> <li>Job Anxieties &amp; Stress</li> <li>Grief, Loss, Transitions</li> </ul>

Photo: Pict May 25, 2023

**Los Angeles Unified's Student & Family Wellness Hotline**  
Consultations, Support, & Referrals

**Need Help?**  
**Call (213) 241-3840**

Weekdays 8:00 am - 4:30 pm

For support with mental health, immunizations, health insurance, food and housing, enrollment, and more.

[askshhs.lausd.net](https://askshhs.lausd.net)

**Early Childhood Mental Health Consultation Line**

Families & Educators Need Support?

CALL (213) 445-0165 for consultation, support & referrals for Birth - 8

Weekdays 8 am - 4:30 pm

Your call will be answered by Early Childhood Mental Health Consultants, trained psychiatric social workers who are standing by to serve you.

School Mental Health | Student Health and Human Services



## PROFESSIONAL DEVELOPMENT FEEDBACK

- Make sure you are signed into your LAUSD email account
- Date of the professional development/training you attended:
  - **#/##/##**
- Title of the professional development/training opportunity you attended:
  - **Threat Assessment & Management**



### EVALUATION LINK:

<https://forms.office.com/r/kQUz9SUYw8>



Thank you!

