

# 100-Day Plan REPORT



# ASSESS

## Analyze Safe Passages to and from School

### Report

June 15, 2022

# ASSESS | Analyze Safe Passages to and from School

## I. EXECUTIVE SUMMARY

Los Angeles Unified's commitment to the physical and emotional well-being of all students includes safe routes to and from school, also known as "safe passages." To support safe passages, we developed a protocol for school-site administrators to report unsheltered homeless encampments within 500 feet of their campus, providing critical information that is shared with government agencies of highly impacted neighborhoods. As a result of the strengthened shared-responsibility partnerships with local government agencies, internal District divisions and community-based organizations, the Los Angeles City Council adopted an ordinance on May 31, 2022, to ensure schools and childcare facilities are free from homeless encampments within 500 feet.

Additionally, we have increased collaboration with stakeholders and government agencies to identify community safety needs and provide appropriate responses to prevent vehicular-pedestrian accidents, and crimes against persons. Los Angeles Unified administrators, law enforcement, transportation agencies, elected officials and community-based organizations can review incident data, make decisions and resolve community safety issues.



Extensive research supports the direct correlation between student safety and academic success.

## II. INPUTS

### What Our Stakeholders Are Telling Us


#### *Board Members*

On March 10, 2020, the Los Angeles Unified Board of Education passed the resolution, [Safety First: Leveraging Partnerships and Advocacy to Create Safe Routes and Passages to School for All Los Angeles Unified Students \(RES 040-19/20\)](#), which recognized the challenges our students have going to and from school. It further required the District to collaborate with internal and external partners to ensure safety in the neighborhoods for students and along their routes to and from school.

#### **Students**

More than 200,000 students responded to the 2021-22 School Experience Survey. Key findings pertaining to school culture, climate and safety include:

- The percentage of students that do not feel safe in the neighborhoods around their school ranged from 33% at elementary schools to 40% at high schools
- The percentage of students that reported that adults at their schools have not talked to them about what to do if someone makes them feel uncomfortable ranged from 30% at elementary schools to 48% at high schools
- The percentage of students that reported being pushed, shoved, slapped, hit or kicked by someone who wasn't kidding around ranged from 22% at elementary schools to 4% at high schools





# ASSESS | Analyze Safe Passages to and from School

- The percentage of students that reported they do not feel safe in their schools or online ranges from 18% at elementary schools to 32% at high schools
- The percentage of students that reported they have been bullied online ranges from 10% at elementary schools to 4% at high schools



## Parents

Approximately 78,000 parents participated in the 2021-22 School Experience Survey. Key findings pertaining to school culture, climate and safety include:

- 90% feel their children are safe on school grounds
- 77% believe that reports of all types of bullying are taken seriously at their child's school

## Staff

Approximately 25,000 staff participated in the 2021-22 School Experience Survey. Key findings pertaining to school culture, climate and safety include:

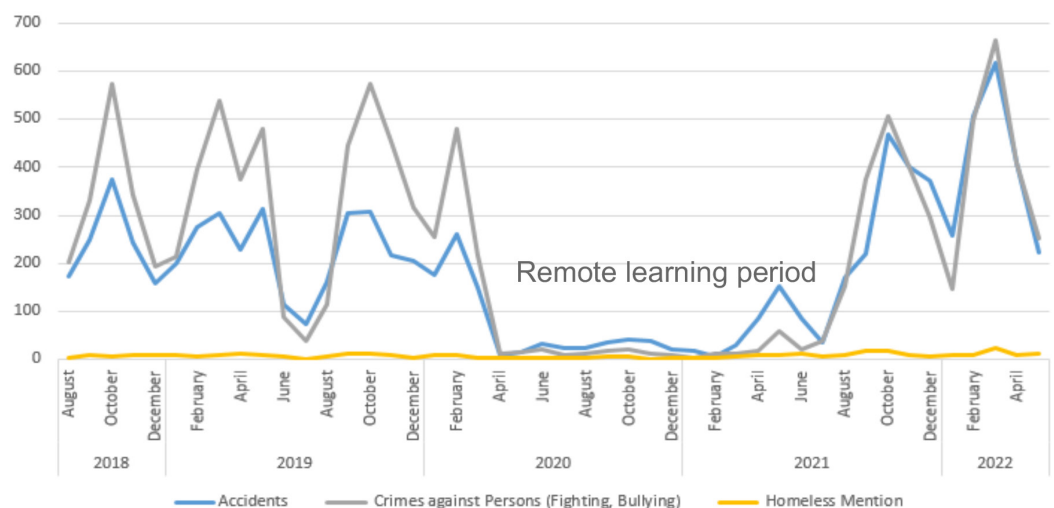
- 86% feel safe in the neighborhood around their school
- 97% feel safe on school grounds during the day
- 92% received professional development on bullying prevention
- 89% reported harassment or bullying among students is not a problem<sup>1</sup>

## Additional Key Data Findings

Traffic accident data and crime data from incidents reported by administrators and calls for service from Los Angeles School Police Department (LASPD) before and after school show several concerning trends. The chart below illustrates a five-year comparison of safe passages incidents of the following types:

- Vehicle-pedestrian accidents
- Crimes against persons
- Homeless encampments

The decrease in incidents reported from March 2020 through June 2021 are due to remote learning during the COVID-19 pandemic. The data shows spikes in incidents reported in October and March across the five years with increases for crimes against persons, homeless encampment activity and accidents involving vehicles and pedestrians.

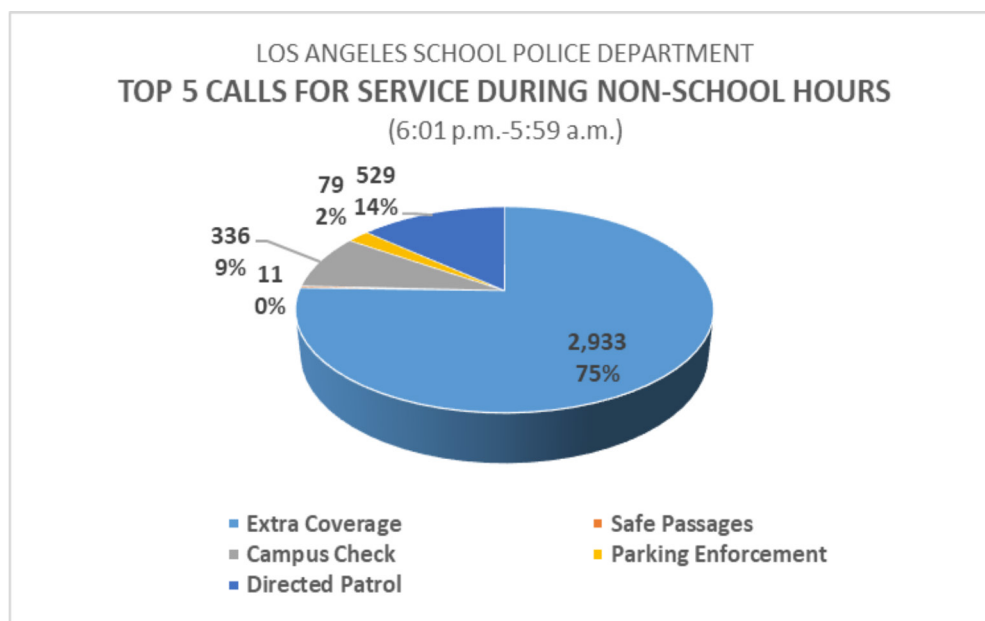
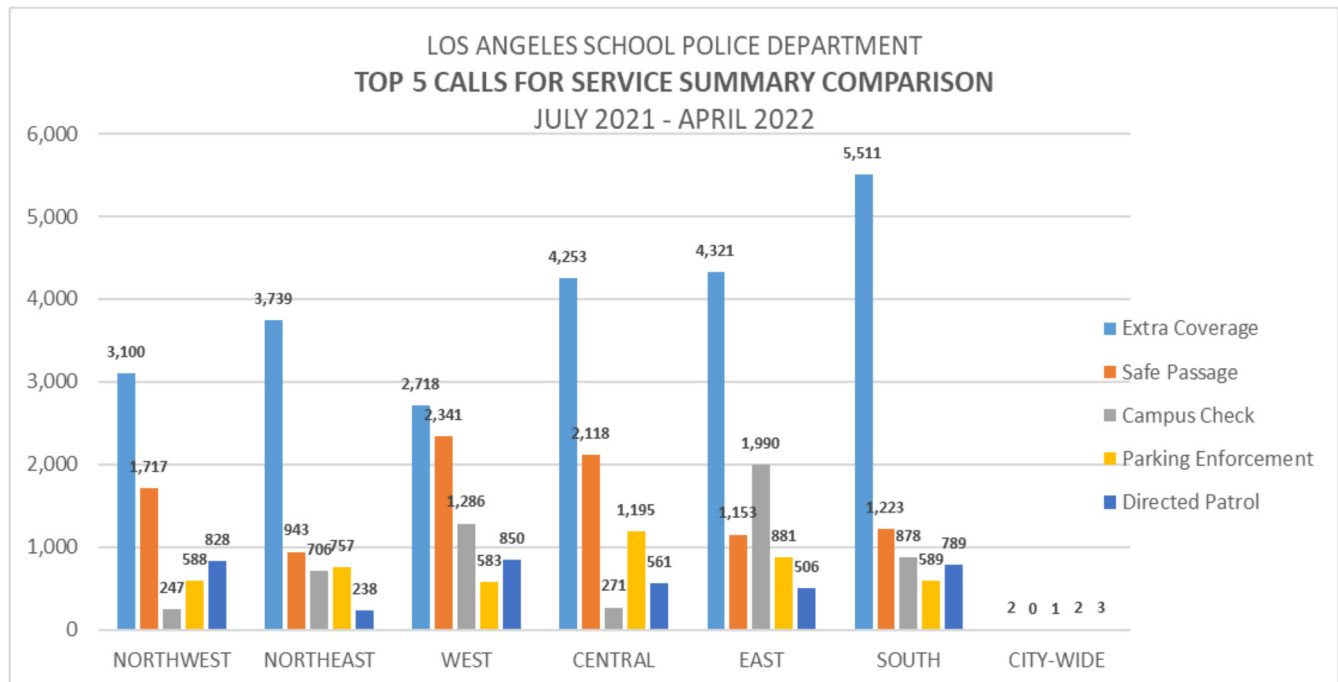


<sup>1</sup>Visit <https://achieve.lausd.net/Page/18110> to view more data from the District's annual School Experience Survey.

# ASSESS | Analyze Safe Passages to and from School

## Description of LASPD Data

The top four School Police Department calls for service are based on school-site needs for safe passages for students en route to and from school. The current deployment model is strategically focused on safe passages. Calls may be generated from employees, parents, students and/or community members. The increase in calls for service reflects an increased need for safety and security during safe passages. Using a trauma-informed lens, the District has increased the eligibility for students to participate in the Diversion Program which offers counseling for students and parents and has led to a significant decrease in student arrests.



# ASSESS | Analyze Safe Passages to and from School

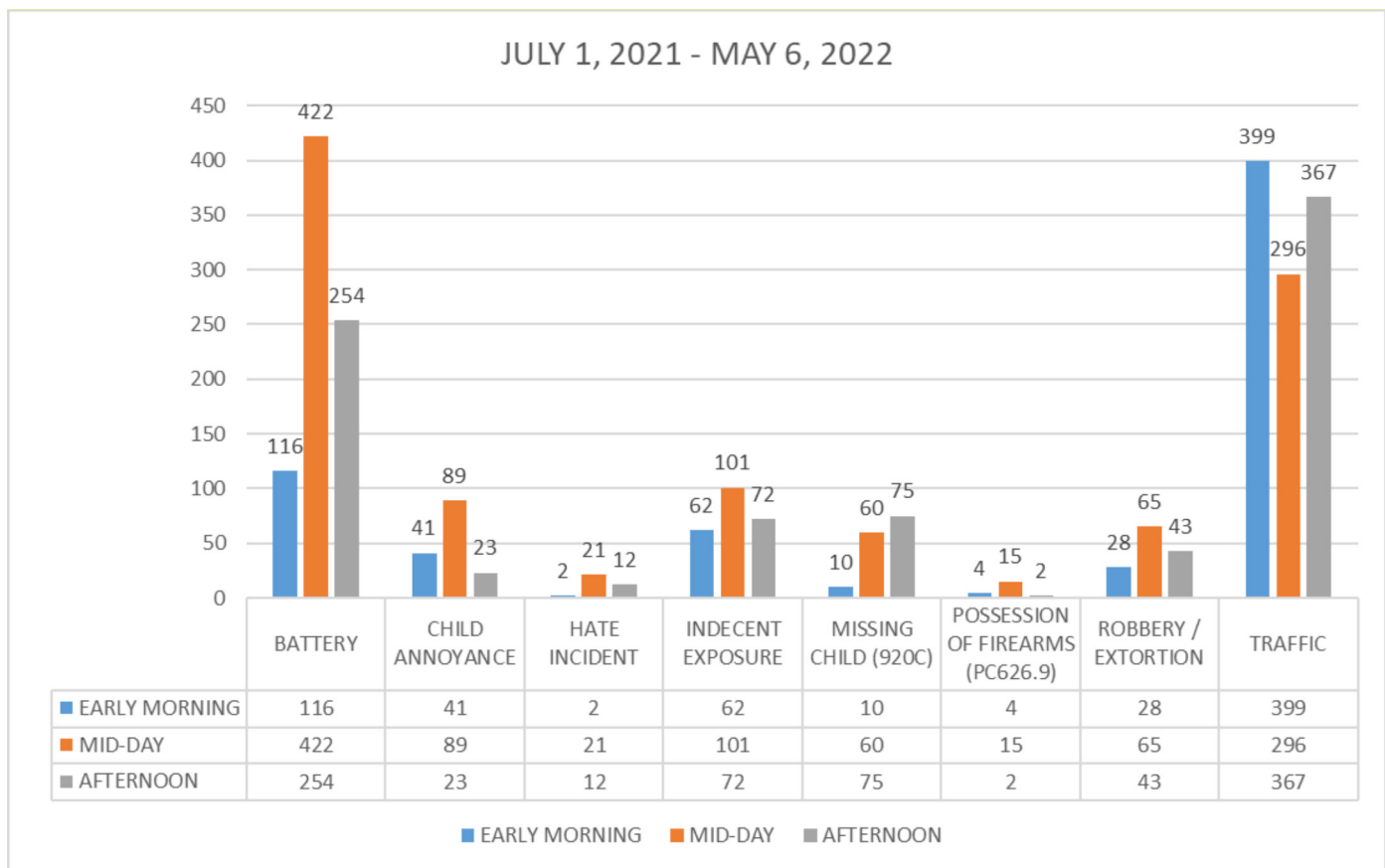
Descriptions of the calls for service are as follows:

- **Extra coverage** – Requested by District to provide safety-related coverage of a specific area or location in response to criminal activity, safety concerns or specific school activity
- **Safe school passages** – Patrol coverage to ensure student and employee safety to and from school
- **Campus check** – Patrol car and/or foot beat coverage for campus security and safety
- **Parking enforcement** – Assist with traffic control or parking enforcement on or around campus
- **Directed patrol** – Focused coverage for school- or event-related safety intervention or prevention to address potential criminal conduct, violence, disruptions or property-related crimes

LOS ANGELES SCHOOL POLICE DEPARTMENT

## CALLS FOR SERVICE SUMMARY REPORT

PERIOD REPORTED: FY 2021-22 (to date)

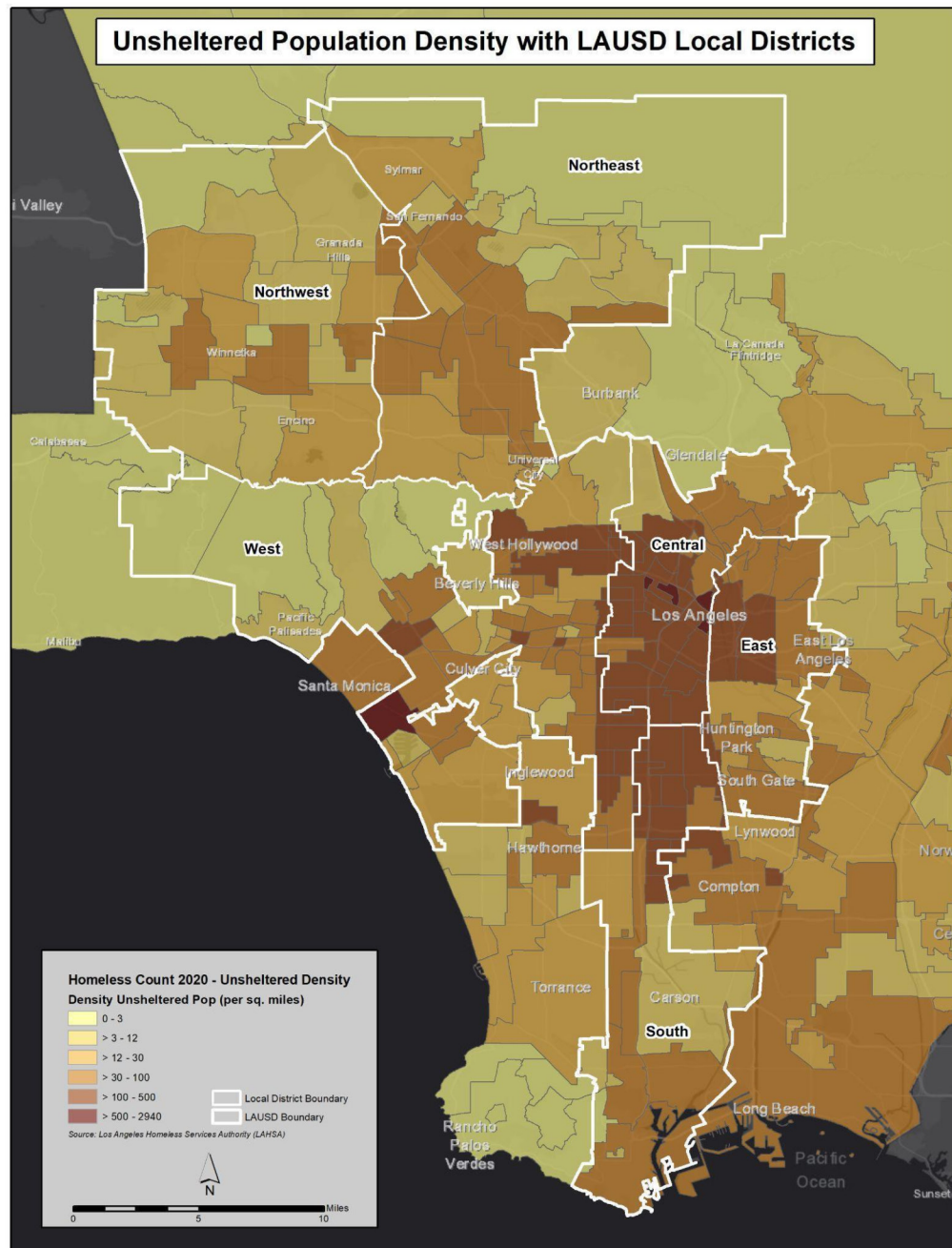


### Role of LASPD on Safe Passages

LASPD officers patrol the communities around schools to protect students and help them safely travel to and from school. Officers are poised to immediately respond to calls at all Los Angeles Unified schools and other sites to address incidents of violence, serious crimes and when appropriate law enforcement is needed. LASPD also plays a key role investigating missing child reports and mass school threats that occur after school hours.

# ASSESS | Analyze Safe Passages to and from School

## The Impact of Homeless Encampments on Safe Passages



[Source: County of Los Angeles]

Of the 66,000 homeless people living in Los Angeles County, approximately 44,000 are unsheltered (living outdoors or in their vehicles). A significant number of unsheltered populations live in close proximity to Los Angeles Unified schools and along students' routes to schools. When homeless encampments are within 500 feet of a school or on students' route to school, staff coordinate with external agencies and/or elected officials to mitigate the safety risks. As the homeless population has grown in Los Angeles County, there is a need for increased support from external agencies to ensure students have safe routes to and from school.

## III. OUTPUTS

### Key Opportunities and/or Recommendations

- Consistent implementation of safe passage efforts and safety collaboratives across the District, with increased collaboration between schools and public safety agencies
- Consistent implementation of guidance on handling homeless encampments near District facilities
- Ensure municipalities countywide establish and enforce safe zones near schools, including pedestrian routes for students

### Actions Taken to Date

- Developed flowchart and additional resources for administrators to help them deal with homeless encampments near District schools and facilities
- Created the Homeless Encampment Portal for rapid notification and assessment of needs across the District
- Met with city and county partners to review safe passage data and provide expanded opportunities for collaboration .
- Met with the Los Angeles Police Department and the Los Angeles Mayor's Office about neighborhood violence and trauma that students have encountered as they have traveled to and from school
- Met with Los Angeles Department of Transportation about infrastructure upgrades to pedestrian safety projects, including "Safe Routes to School" and "Walk to School Day"

### Future Actions

- Deeper and ongoing analysis of incident reports and calls for service from LASPD and local agencies
- Annual review of School Experience Survey data for assistance in decision-making on safe passage needs and their impact on academic performance
- Collaborate and coordinate with local government agencies and universities on the development of a forum to discuss research and implementation strategies to decrease crimes near schools
- Provide additional professional development on online bullying, child grooming and establishing and maintaining behavioral expectations for students.
- Provide training for parents on online bullying, child grooming and traffic safety