



Needs Assessment Questionnaire for Paraprofessionals

Survey Results

TEACHERS

School Level	#	%
Elementary School (includes (EE & PCC)	669	56.6%
Middle School	212	17.9%
High School	274	23.2%
CTC	21	1.8%
no answer	7	0.6%
1183		100.0%



Local District	#	%
Northeast	203	17.2%
Northwest	220	18.6%
West	184	15.6%
South	202	17.1%
East	179	15.1%
Central	175	14.8%
no answer	20	1.7%
1183		100.0%

Job Classification	#	%
SDP Teacher	681	57.6%
RSP Teacher	338	28.6%
Early Education Teacher	131	11.1%
no answer	33	2.8%
1183		100.0%

Do the paraprofessionals you work with have access to technology to check their LAUSD email account?	#	%
Yes	1078	91.1%
No	81	6.8%
no answer	24	2.0%
1183		100.0%

How frequently do the paraprofessionals check their LAUSD email account?	#	%
More than once per day	49	4.5%
At least once per day	214	19.9%
Two to three times per week	162	15.0%
At least once per week	252	23.4%
Less than once per week	317	29.4%
no answer	84	7.8%
1078		100.0%

Are trainings available -Behavior/ Positive Behavior Support	#	%
Yes	597	50.5%
No	522	44.1%
no answer	64	5.4%
1183		100.0%

Are trainings available -Health & Safety	#	%
Yes	552	46.7%
No	531	44.9%
no answer	100	8.5%
1183		100.0%

Are trainings available -Instruction Alternate Curriculum	#	%
Yes	188	15.9%
No	862	72.9%
no answer	133	11.2%
1183		100.0%

Are trainings available -Instruction Core Curriculum	#	%
Yes	266	22.5%
No	781	66.0%
no answer	136	11.5%
1183		100.0%

PARAPROFESSIONALS

School Level	#	%
Elementary School (includes (EE & PCC)	537	48.1%
Middle School	186	16.7%
High School	282	25.3%
CTC	97	8.7%
no answer	14	1.3%
1116		100.0%



Local District	#	%
Northeast	198	17.7%
Northwest	244	21.9%
West	166	14.9%
South	182	16.3%
East	143	12.8%
Central	134	12.0%
no answer	49	4.4%
1116		100.0%

Job Classification	#	%
Special Needs Attendant	2	0.2%
Special Education Trainee	283	25.4%
Special Education Assistant	658	59.0%
Health Care Assistant	123	11.0%
no answer	50	4.5%
1116		100.0%

Do the paraprofessionals you work with have access to technology to check their LAUSD email account?	#	%
Yes	1078	91.1%
No	81	6.8%
no answer	24	2.0%
1183		100.0%

How frequently do you check you LAUSD email account?	#	%
More than once per day	164	14.7%
At least once per day	349	31.3%
Two to three times per week	219	19.6%
At least once per week	216	19.4%
Less than once per week	155	13.9%
no answer	13	1.2%
1116		100.0%

Are trainings available -Behavior/ Positive Behavior Support	#	%
Yes	641	57.4%
No	449	40.2%
no answer	26	2.3%
1116		100.0%

Are trainings available -Health & Safety	#	%
Yes	713	63.9%
No	353	31.6%
no answer	50	4.5%
1116		100.0%

Are trainings available -Instruction Alternate Curriculum	#	%
Yes	244	21.9%
No	767	68.7%
no answer	105	9.4%
1116		100.0%

Are trainings available -Instruction Core Curriculum	#	%
Yes	229	20.5%
No	772	69.2%
no answer	115	10.3%
1116		100.0%

TEACHERS

Are trainings available - Orientation/On-Boarding	#	%
Yes	183	15.5%
No	798	67.5%
no answer	202	17.1%
		1183 100.0%



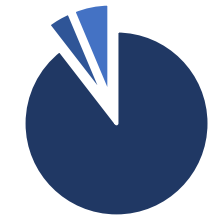
How often do you have the paraprofessionals participate in PD at your site?	#	%
Weekly	186	15.7%
Monthly	237	20.0%
Quarterly	73	6.2%
Two to three times per year	229	19.4%
About once a year	153	12.9%
Less than once a year	207	17.5%
no answer	98	8.3%
		1183 100.0%



Do you provide an opportunity for the paraprofessionals to participate with teachers when they attend PD?	#	%
Yes	501	42.3%
No	546	46.2%
no answer	136	11.5%
		1183 100.0%



Do you provide directions to the paraprofessionals on what to do with students and how to work with them?	#	%
Yes	1059	89.5%
No	49	4.1%
no answer	75	6.3%
		1183 100.0%



What percentage of time do the paraprofessionals work directly with students?	#	%
100%	737	62.3%
75%	307	26.0%
50%	46	3.9%
25%	20	1.7%
Less than 25%	13	1.1%
no answer	60	5.1%
		1183 100.0%



How prepared are the paras - Behavior/ Positive Behavior Support	#	%
Fully prepared	296	25.0%
Somewhat prepared	673	56.9%
Not prepared	161	13.6%
no answer	53	4.5%
		1183 100.0%



How prepared are the paras - Health and Safety	#	%
Fully prepared	423	35.8%
Somewhat prepared	572	48.4%
Not prepared	108	9.1%
no answer	80	6.8%
		1183 100.0%

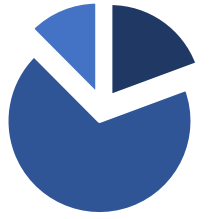


How prepared are the paras - Instruction Alternate Curriculum	#	%
Fully prepared	118	10.0%
Somewhat prepared	443	37.4%
Not prepared	494	41.8%
no answer	128	10.8%
		1183 100.0%



PARAPROFESSIONALS

Are trainings available - Orientation/On-Boarding	#	%
Yes	216	19.4%
No	761	68.2%
no answer	139	12.5%
		1116 100.0%



How often do you participant in PD at your site?	#	%
Weekly	214	19.2%
Monthly	208	18.6%
Quarterly	47	4.2%
Two to three times per year	134	12.0%
About once a year	125	11.2%
Less than once a year	265	23.7%
no answer	123	11.0%
		1116 100.0%



Do you participate with teachers you work with when you attend PD?	#	%
Yes	384	34.4%
No	607	54.4%
no answer	125	11.2%
		1116 100.0%



Do you receive directions from teachers on what to do with students and how to work with them?	#	%
Yes	904	81.0%
No	162	14.5%
no answer	50	4.5%
		1116 100.0%



What percentage of time do you work directly with students?	#	%
100%	828	74.2%
75%	207	18.5%
50%	29	2.6%
25%	8	0.7%
Less than 25%	6	0.5%
no answer	38	3.4%
		1116 100.0%



How prepared are you - Behavior/ Positive Behavior Support	#	%
Fully prepared	615	55.1%
Somewhat prepared	456	40.9%
Not prepared	26	2.3%
no answer	19	1.7%
		1116 100.0%



How prepared are you - Health and Safety	#	%
Fully prepared	698	62.5%
Somewhat prepared	341	30.6%
Not prepared	24	2.2%
no answer	53	4.7%
		1116 100.0%



How prepared are you - Instruction Alternate Curriculum	#	%
Fully prepared	331	29.7%
Somewhat prepared	514	46.1%
Not prepared	209	18.7%
no answer	62	5.6%
		1116 100.0%



TEACHERS

How prepared are the paras - Instruction Core Curriculum	#	%
Fully prepared	161	13.6%
Somewhat prepared	633	53.5%
Not prepared	283	23.9%
no answer	106	9.0%
1183		100.0%



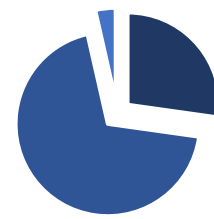
Do the paraprofessionals use Welligent?	#	%
Yes	211	17.8%
No	906	76.6%
no answer	66	5.6%
1183		100.0%



Use Welligent for	#	%
Bill tracking	163	77.3%
Nursing service tracking	44	20.9%
IEP scheduling	11	5.2%
Other	25	11.8%



Have you had the paraprofessionals participate in IEP meetings?	#	%
Yes	322	27.2%
No	819	69.2%
no answer	42	3.6%
1183		100.0%



Have you had the paraprofessionals participate as translators at IEP meetings?	#	%
Yes	535	45.2%
No	570	48.2%
no answer	78	6.6%
1183		100.0%



Have the paraprofessionals participated in the training?	#	%
Yes	285	24.1%
No	203	17.2%
no answer	695	58.7%
1183		100.0%



Have the paraprofessionals taken the bilingual test to qualify for the differential when they have used this skill?	#	%
Yes	282	23.8%
No	200	16.9%
no answer	701	59.3%
1183		100.0%



PARAPROFESSIONALS

How prepared are you - Instruction Core Curriculum	#	%
Fully prepared	279	25.0%
Somewhat prepared	530	47.5%
Not prepared	236	21.1%
no answer	71	6.4%
1116		100.0%



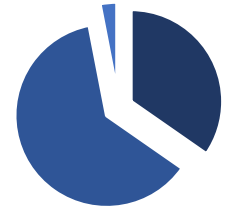
Are you a Welligent user?	#	%
Yes	297	26.6%
No	768	68.8%
no answer	51	4.6%
1116		100.0%



Use Welligent for	#	%
Bill tracking	146	49.2%
Nursing service tracking	112	37.7%
IEP scheduling	16	5.4%
Other	24	8.1%



Have you participated in IEP meetings?	#	%
Yes	387	34.7%
No	695	62.3%
no answer	34	3.0%
1116		100.0%



Have you participated as a translator at IEP meetings?	#	%
Yes	345	30.9%
No	733	65.7%
no answer	38	3.4%
1116		100.0%



Have you participated in the training?	#	%
Yes	298	26.7%
No	763	68.4%
no answer	55	4.9%
1116		100.0%



Have you taken the bilingual test to qualify for the differential when you use this skill?	#	%
Yes	305	27.3%
No	775	69.4%
no answer	36	3.2%
1116		100.0%



If the District offered courses that would provide you with an opportunity to obtain a higher skill status, how likely would you be to participate in the required hours to receive a certificate of completion that would make you eligible to receive additional compensation?	#	%
Very likely	774	69.4%
Somewhat likely	250	22.4%
Not likely	30	2.7%
no answer	62	5.6%
1116		100.0%



Would you be interested in advanced skills training in - Health and Safety	#	%
Yes	883	79.1%
No	154	13.8%
no answer	79	7.1%
1116		100.0%



TEACHERS

PARAPROFESSIONALS

Would you be interested in advanced skills training in - Behavior	#	%
Yes	953	85.4%
No	84	7.5%
no answer	79	7.1%
1116		100.0%



Would you be interested in advanced skills training in - Other	#	%
Yes	345	30.9%
No	288	25.8%
no answer	483	43.3%
1116		100.0%



Would you be willing to commit to renewing your status by completing a test that requires that certain competencies be met?	#	%
Yes	622	55.7%
No	362	32.4%
no answer	132	11.8%
1116		100.0%

