

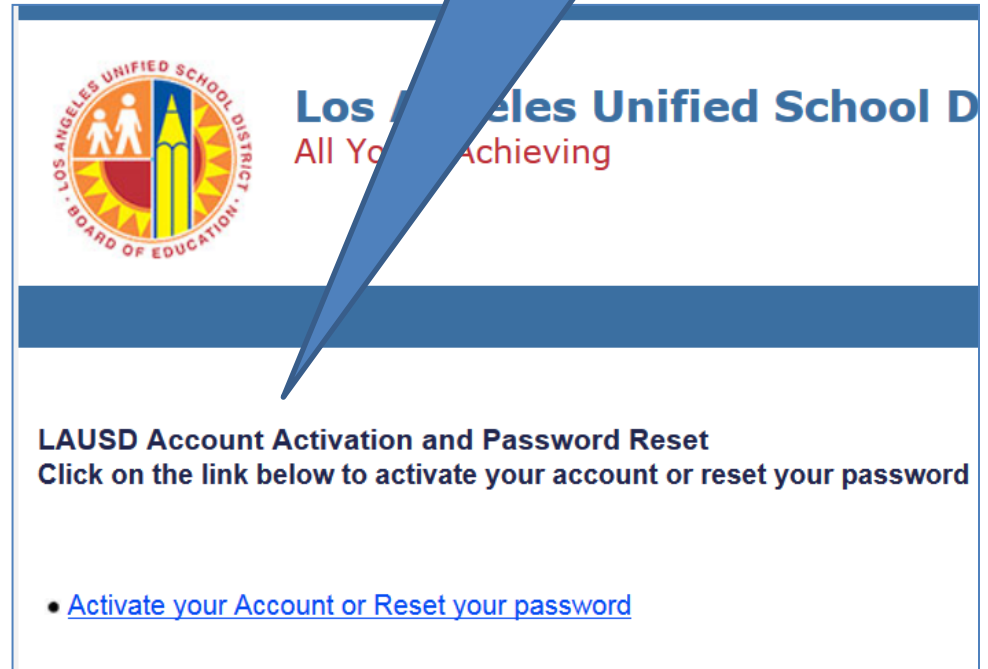
1. Go to: [mylogin.lausd.net](https://mylogin.lausd.net)



The screenshot shows the top portion of the LAUSD website. At the top left, the URL 'sd.net' is visible. Below it is a 'Latest Headlines' section. A dark blue navigation bar contains the text 'Skip navigation'. The main header features the LAUSD logo on the left and the text 'Los Angeles Unified School District' and 'All Youth Achieving' on the right. Below the header is a dark blue bar with the word 'Español' in white. The main content area begins with the text 'Welcome to LAUSD' and 'Select Your Role', followed by a list of three blue links: 'Student', 'Parent/Volunteer', and 'Account Administrator Login'.

2. Click on Student


3. Reset Password



The screenshot shows the 'LAUSD Account Activation and Password Reset' page. It features the LAUSD logo and the text 'Los Angeles Unified School District' and 'All Youth Achieving' at the top. Below this is a dark blue horizontal bar. The main heading reads 'LAUSD Account Activation and Password Reset' followed by the instruction 'Click on the link below to activate your account or reset your password'. A single blue link is provided: 'Activate your Account or Reset your password'.

**LAUSD Acceptable Use Policy**

Page: 1 of 7



**LOS ANGELES UNIFIED SCHOOL DISTRICT  
POLICY BULLETIN**

---

**TITLE:** Acceptable Use Policy (AUP)  
Computer and Network System

**NUMBER:** BUL - 999.8


**ISSUER:** Ronald S. Chandler,  
Chief Information Officer

**DATE:** June 18, 2013

I agree to the term and conditions of the LAUSD Acceptable Use Policy.

**Accept** **Decline**

Skip navigation



**Los Angeles Unified School District**  
All Youth Achieving

---

**LAUSD SSO Account Administrator Login.**

District Id

Birth Date  (ex. mm/dd/yyyy)

Student PIN

**Next** **Cancel**

4. Ask student to read, agree & accept

5. Ask student to enter requested info