




Developing Young Leaders Through Service

April 25th, 2024

Facilitator: Scott Ganske



WELCOME!

Overview



Agenda



AGENDA

- Welcome
- Why Service?
- How to talk to your children about service?
- A guide for parents (one-pagers)
- Zero Cost service projects
- Q&A and Open Discussion
- Closing



India



Singapore



Nigeria



Kazakhstan



China





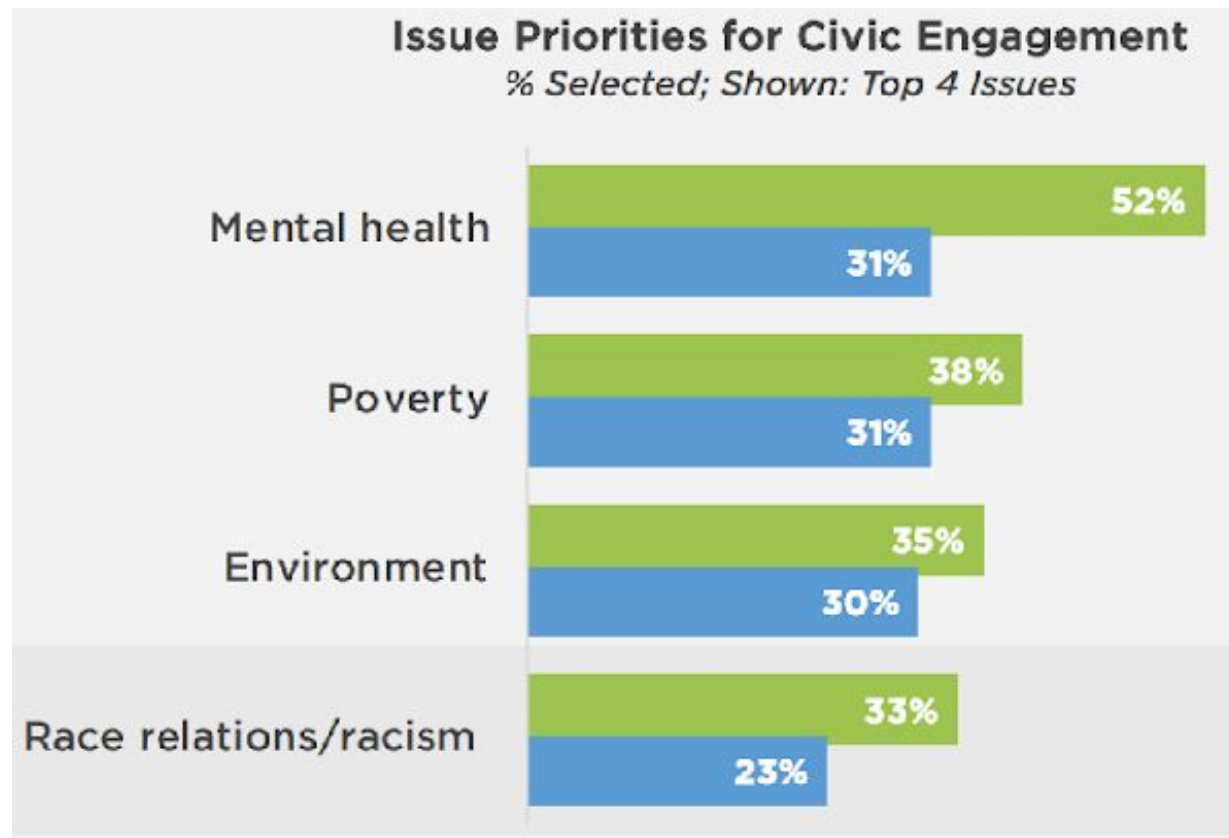
Why Service?

YOUTH-LED SERVICE IMPACTS YOUTH

Research studies show youth engaged in solving real world problems through quality service projects:

- Improve in college and career readiness
- Develop leadership skills
- Increase academic engagement
- Discover agency





Points of Light: Engaging Americans in Civic Life (May 2020)

According to research from Hotwire Global, Generation Alpha is...

01

The most diverse
generation yet

02

Care about issues
such as school
safety, hunger,
climate change

03

Belief that all
people should be
treated fairly

When Young People Participate

Belonging

Feeling supported by others; that you depend on others, and that you get value from the group; you believe the people around you make a difference to you.

Mattering

Feeling valued by others, that others depend on you, and that you add value to the group; you believe you make a difference in the world around you.

Meaning, Purpose

A life aim that is both personally meaningful and contributes to the world beyond the self.

Hope

The belief that the future will be better than the present and that you have the ability to make it happen.

Barriers to Youth Participation

01

Lack of Opportunity

Youth aren't expected or personally asked to participate.

02

Lack of Knowledge & Skills

Youth aren't taught the practical skills necessary to participate.

03

Lack of Equitable Access

Youth can't overcome inequitable systemic barriers or lack of resources.

04

Lack of Hope & Connection

Youth feel disconnected, disaffected, disillusioned, and/or disenfranchised.



Link to College and Career Readiness Skills

Critical Thinking / Problem Solving:

Ask youth to think about the issue, why it is so important to address, why they care about it, and what they can do about it

Creativity / Innovation

Encourage creativity, originality, new ideas and ways of doing things

Collaboration:

Promote effective teamwork, shared responsibility, flexibility, valuing the work of others

Communication:

Provide youth with opportunities to write about and speak about their project – to other students, the community, media, and public officials

	1970's	Today
1	Writing	Teamwork (Collaboration)
2	Computational Skills	Problem Solving (Critical Thinking)
3	Reading Skills	Interpersonal Skills
4	Oral Communication	Oral Communication
5	Listening Skills	Listening Skills
6	Personal Career Development	Personal Career Development
7	Creative Thinking	Creative Thinking
8	Leadership	Leadership
9	Goal Setting/Motivation	Goal Setting/Motivation
10	Teamwork (Collaboration)	Writing

**Fortune
500- Most
Valued
Skills**



TOP TEN DURABLE SKILLS			
Skill Ranking	Durable Skill Keyword	Durable Skill Competency	# of U.S. Job Postings
1	Communications	Communication	22,770,549
2	Customer Service	Communication	17,187,192
3	Management	Leadership	16,933,506
4	Leadership	Leadership	15,539,695
5	Detail Oriented	Metacognition	10,997,835
6	Problem Solving	Critical Thinking	10,944,655
7	Planning	Metacognition	7,401,327
8	Presentations	Communication	6,968,422
9	Written Communication	Communication	6,966,321
10	Interpersonal Communications	Collaboration	6,053,156

**How do you
talk to your
children
about
service?**



Talking to your Child about Service

Key Points	Prompt
Introduction:	"How can I help you discover how you can make a positive impact and develop leadership skills?"
Start with Spark:	"What activities or hobbies excite you the most? What are you passionate about?"
Identify the Fire:	"Are there important issues in our community that you feel need to be addressed? What changes would you like to see?"
ASAP Strategies:	"Can you brainstorm some actions we can take to address these issues? Let's think about raising awareness, offering service, advocating for change, or supporting philanthropy."
Share examples and stories:	"Do you know leaders who inspire you? What qualities do they have that you admire?"
Encourage reflection:	"What kind of leader do you want to be? How can you inspire others to make a difference?"
Follow-up and support:	"As you explore leadership, what challenges do you think you might face? How can I help you overcome them and celebrate your successes?"
Lead by example:	"Can you think of any experiences where you've seen our family involved in community service? How do you think we can set an example of helping others?"
Celebrate each step:	"What steps have you taken recently to make a difference? Let's celebrate your efforts and accomplishments together!"
Keep the conversation going:	"How do you feel about our discussions about leadership and community involvement? Would you like to continue talking about these topics in the future?"

**What is your
child's SPARK?**



Find Your Strength

Music Playing an instrument, singing, writing songs	Creative Arts Painting, drawing, sculpture, graphic art, cooking, sewing, fashion, knitting	Movement Sports, dancing, martial arts, cheerleading, yoga	Academic Subjects Science, math, history, literature, geography, reading, speech
Building Woodworking, construction, architecture	Nature/Outdoor Recreation Fishing, hunting, camping, bicycling, hiking	Entrepreneurship Business, marketing, inventing things	Leadership Peace building, student government, politics
Teaching Mentoring, tutoring or teaching, reading to or with someone	Nature Exploring nature, wildlife, gardening, environment protection	Comedy Making people laugh, jokes, writing sketches	Computers Software development, programming, repair, web page design
Mechanics Electronics or machine repair, auto repair	Journalism Writing, news-casting, newswriting, news editing, radio & TV production	Drama/Theater/Comedy Acting, directing, theater lighting or set design, man	Photography & Film Taking pictures, filmmaking, animation

What issue FIRES your child up?



Choose Your Cause

If you have already identified your issue, that is your cause, and you can skip this step. The following are examples of causes. Remember, your cause may not be listed below.

Education Recruit and train _____ volunteer readers, tutors, and mentors.	Bullying/Violence Reduce bullying and/or violence in school and communities by _____ %	Dropouts Encourage _____ students to stay in school.	Disasters Help _____ people to prepare for a disaster.
Safe Driving Educate _____ people about the dangers of distracted or unsafe driving.	Water Restore or protect _____ bodies of water.	Reduce, Reuse, Recycle Keep _____ pounds of glass, metal, plastic, or paper out of landfills.	Energy Help your community reduce its energy use and carbon footprint by _____ %.
Trees Increase the earth's tree cover by planting _____ trees.	Green Space Create _____ square feet of green spaces or community gardens.	Veterans & Military Families Help _____ military families.	Obesity Increase physical activity and healthy eating in _____ people.
Economic Opportunity Organize a job skills training for _____ people.	Healthy Babies Prevent premature birth and improve the health of _____ moms/babies.	First Aid Work with the Red Cross to train _____ people in CPR/first aid skills.	Hunger Provide food for _____ people.

Choose your strategy

ASAP



AWARENESS



SERVICE



ADVOCACY




PHILANTHROPY

LEAD ASAP Video



LEAD ASAP Activity

Name –	
	Spark –
	Fire –
	A–
	S–
	A–
	P

Project Examples

Fire	Spark	ASAP	Example
Childhood Hunger	Language Arts/ Social Studies	Awareness	Students educate the community on summer breakfast programs in their community/state.
Energy Conservation	Science/Computer Science	Awareness	Students investigate ways to conserve energy and host a conservation expo to educate the community about effective conservation methods.
Childhood Obesity	Health/PE	Awareness	Students organize a health and nutrition fair, with different stations.
Literacy	Language Arts/Foreign Language	Service	Students start a buddy reading program, mentoring kindergarten students.
Bullying	Language Arts/Social Studies	Service	Students mentor younger students on ways to treat each other with respect.
Recycling	Math/Science	Service	Students collect and categorize used items at school for their recycling programs.
Childhood Hunger	Social Studies/Health	Advocacy	Students advocate for a Statewide Breakfast Program.
Teen Driver Safety	Language Arts/Marketing	Advocacy	Students encourage local elected officials to endorse a teen driver safety pledge.
Children's Healthcare	Business	Philanthropy	Students set up a book stand to raise funds to support childhood cancer research.
Disaster Reconstruction	Arts/Math	Philanthropy	Students design, make, and sell their self-made quilts to raise money for young children and their families who are victims of a disaster.



Making your Child's Project MORE Meaningful

- How do you take a project like a food drive, and amplify its impact?
 - Impact on community
 - Impact on youth as agents of change
- How do you leverage the strengths of your child?

Service	Service 2.0
Canned Food Drive	
School/Street Cleanup	
School Garden	
Recycling Program	
Fundraiser	

Empowering Your Child as a Leader

Key Points	Example
Be supportive	Discuss project ideas with your child, offering guidance without taking over.
Encourage independence	Let your child lead the planning and organization, providing suggestions to build confidence.
Communicate openly	Create a supportive environment for your child to share thoughts and concerns about the project.
Lead by example	Volunteer together to show the importance of service. Participate in project events enthusiastically.
Embrace diversity	Encourage exploring different service opportunities and discuss cultural diversity.
Cultivate resilience	Help your child view setbacks as learning opportunities, brainstorming solutions together.
Set goals together	Set clear, achievable goals and celebrate progress along the way.
Share inspirational stories	Introduce your child to role models who have made positive impacts, inspiring them to make a difference.

LEAD Model



Learn

1

- Learn about your strengths and areas for self-growth
- Identify a specific issue that you are passionate about
- Research experts and organizations who are already addressing the issue



Engage

2

- Collaborate and offer opportunities for others to contribute and highlight their strengths
- Reach out to experts and organizations who can provide guidance and support



Act

3

- Take meaningful action through direct and indirect service, awareness, and advocacy
- Include specific measurable outcomes to assess impact



Demonstrate

4

- Showcase your impact in the community and the growth that you've made as an individual
- Discuss ways that you can sustain your project and offer other students leadership opportunities



Learn

Engage

Act

Demonstrate

Student	<ul style="list-style-type: none">• What are your sparks, or something you are passionate about?• What issue(s) are you fired up about?• Which experts and organizations are already addressing that issue?	<ul style="list-style-type: none">• How could you collaborate and offer opportunities for others to contribute and highlight their strengths?• What could you ask the experts and organizations?• What guidance and support could they potentially provide?	<ul style="list-style-type: none">• How can you take meaningful action ASAP through awareness, service, advocacy, and philanthropy?• What specific measurable outcomes can you use to assess impact?	<ul style="list-style-type: none">• How could you showcase your impact in the community and the growth that you've made as an individual and team?• How could you sustain your project and offer other students leadership opportunities?• What are you proud of?
Adult Facilitators	<ul style="list-style-type: none">• What types of prompts would help students feel a connection between service and learning?• How could you provide guidance, structure, and an inquiry-based learning environment?• What questions could you ask to pre-assess student reflections and potential outcomes?• How could you connect students with experts?	<ul style="list-style-type: none">• How could you encourage critical thinking?• What might a discussion to determine if the students project is doable look like?• What potential resources and partners could support your students project?• How could you guide students in creating an outline for the implementation of the meaningful service project?	<ul style="list-style-type: none">• How could you support students' action plan logistics?• How can you help the students develop a timeline?• In what ways can you promote collaboration?• How do you foresee supporting student emotional well-being while helping them stay focused on specific outcomes and deliverables?	<ul style="list-style-type: none">• How can you support students in organizing a showcase event. Invite partners and school leadership?• In what ways will you acknowledge students' individual growth and community impact?• How might you provide constructive feedback?• What type of post-assessment will you do? What data will be collected and analyzed to improve future project experiences?
Parent or Guardian	<ul style="list-style-type: none">• What types of questions could you ask your child to show genuine interest in their project idea?• If you have any suggestions, how could you share them without overpowering their ownership of the project idea?	<ul style="list-style-type: none">• How can you participate with your child?• How can you provide emotional support and be an ear when your child would like to discuss their experience?	<ul style="list-style-type: none">• How can you work with your child to stay informed about the goals and outcomes of project?• How often will you communicate with the adult facilitator who is working with your child?• What service activities can you participate in with your child?	<ul style="list-style-type: none">• How can you celebrate your child's growth and the milestones they achieved during the service-learning process?• How will you and your child discuss the impact of the service project on their personal growth, values, and understanding of community needs?
Organizations and Experts	<ul style="list-style-type: none">• What types of resources, information, and guidance could you share to support the students who are leading the project?	<ul style="list-style-type: none">• What opportunities exist for students to support your mission using their critical thinking and creativity skills?	<ul style="list-style-type: none">• How often will you collaborate with students and offer guidance and advice as they carry out their action plan?• How will you document the project impact?	<ul style="list-style-type: none">• What can you do to celebrate students' achievements?• How might you offer feedback on the impact of students' contributions to the community and ways to sustain the project idea
Administrators	<ul style="list-style-type: none">• How could you collaboratively find ways to connect the students' ideas to your school's organizational	<ul style="list-style-type: none">• How can you foster collaboration between the school and community stakeholders?	<ul style="list-style-type: none">• How will you ensure that there are opportunities for students to share their student voice?	<ul style="list-style-type: none">• What will you do to recognize and celebrate students and adult facilitators? What opportunities exist to establish





No Cost Projects

No Cost Projects for Student Leaders

Category	Project Example	Durable Skills Developed
Advocacy	Write Letters to Elected Officials about Local Issues	Leadership, Communication, Critical Thinking
Advocacy	Advocate for Safer Streets in the Community	Leadership, Critical Thinking, Collaboration
Awareness	Host a Virtual Storytelling Event	Communication, Creativity, Collaboration
Awareness	Organize a Nature Exploration Club for friends in your community	Collaboration, Creativity, Critical Thinking
Awareness	Conduct a Community Survey to Identify Needs and Concerns	Communication, Critical Thinking, Collaboration
Awareness	Produce Educational Videos about a specific issue you are passionate about	Communication, Creativity, Collaboration
Service	Lead a Trash-to-Treasure Recycling Project	Creativity, Collaboration, Leadership
Service	Plan a Community Garden Cleanup	Collaboration, Communication, Fortitude
Service	Volunteer to Deliver Meals to Elderly Neighbors	Leadership, Communication, Collaboration
Service	Organize a Clothing Drive for Homeless Shelters in your community	Collaboration, Communication, Leadership
Philanthropy	Launch a Community Book Exchange Program	Communication, Collaboration, Creativity
Philanthropy	Host a Virtual Fundraiser for Local Charities	Leadership, Collaboration, Communication
Philanthropy	Create Care Packages for Hospital Patients or Veterans	Collaboration, Creativity, Communication
Philanthropy	Lead a Pet Supply Drive for Animal Shelters in your community	Leadership, Collaboration, Communication
Philanthropy	Organize a Community Talent Show to Raise Funds for a Cause	Creativity, Collaboration, Communication

Three vertical yellow bars of varying heights are positioned to the left of the title.

Supplemental Resources





Questions?