

LOS ANGELES UNIFIED SCHOOL DISTRICT

SCHOOL CONSTRUCTION BOND CITIZENS' OVERSIGHT COMMITTEE

Margaret Fuentes, Chair

LAUSD Student Parent

D. Michael Hamner, Vice-Chair

American Institute of Architects

Jennifer McDowell, Secretary

L.A. City Mayor's Office

Susan Linschoten, Executive Committee

L.A. Co. Auditor-Controller's Office

Scott Pansky, Executive Committee

L.A. Area Chamber of Commerce

Jeffrey Fischbach

CA Tax Reform Assn.

Chris Hannan

L.A. Co. Federation of Labor AFL-CIO

Hyepin Im

L.A. City Controller's Office

Samantha Rowles

LAUSD Student Parent

Araceli Sandoval-Gonzalez

Early Education Coalition

Dolores Sobalvarro

AARP

Celia Ayala (Alternate)

Early Education Coalition

Chad Boggio (Alternate)

L.A. Co. Federation of Labor AFL-CIO

Connie Yee (Alternate)

L.A. Co. Auditor-Controller's Office

Vacant

31st District PTSA

Vacant

Assoc. General Contractors of CA

Vacant

CA Charter School Association

Vacant

Tenth District PTSA

Joseph P. Buchman – Legal Counsel

Burke, Williams & Sorensen, LLP

Lori Raineri and Keith Weaver – Oversight

Consultants

Government Financial Strategies

Timothy Popejoy

Bond Oversight Administrator

Perla Zitle

Bond Oversight Coordinator

School Construction Bond Citizens' Oversight Committee

Regular Meeting

LAUSD HQ – Board Room

333 S. Beaudry Avenue

Los Angeles, CA 90017

Thursday, August 11, 2022

10:00 a.m.

Teleconference Locations:

783 Gatun Street #616

San Pedro, CA 90731

Live video stream available for this meeting at

http://lausd.granicus.com/MediaPlayer.php?publish_id=18

The meeting shall be held at the LAUSD HQ Board Room and through teleconferencing. Members of the public may, observe the meeting online through the live video stream above or on KLCS Channel 58 when it airs as detailed below. Members of the public may offer public comment in person, at teleconference locations, in writing, or telephonically by following the instructions provided below.

	Item	Presentation/ Discussion Time	Presenter
	Call to Order		Margaret Fuentes
	Chair's Remarks		Margaret Fuentes
1.	Public Comment	20 minutes	Margaret Fuentes
2.	Consent Calendar		
	A. June 2, 2022 Meeting Minutes	2 minutes	Margaret Fuentes
	B. 4th Quarterly Report FY 2021-2022 (April - June)		
3.	31 Board Member Priority and Local District Priority Projects and Amend the Facilities Services Division Strategic Execution Plan to Incorporate Therein	10 minutes	India Griffin, Director of Maintenance and Operations, FSD

Bond Oversight Committee

333 S. Beaudry Avenue, 23rd Floor, Los Angeles, CA 90017 ♦ Phone: 213.241.5183 ♦ www.laschools.org/bond

	Item	Presentation/ Discussion Time	Presenter
4.	127 Projects to Provide Critical Replacements and Upgrades of School Building/Site Systems and Components and Amend the Facilities Services Division Strategic Execution Plan to Incorporate Therein	10 minutes	India Griffin, Director of Maintenance and Operations, FSD
5.	Nine Charter School Facilities Upgrade Projects and Amend the Facilities Services Division Strategic Execution Plan to Incorporate Therein	10 minutes	India Griffin, Director of Maintenance and Operations, FSD
6.	Three Sustainable Environment Enhancement Developments for Schools (SEEDS) Projects and Amend the Facilities Services Division Strategic Execution Plan to Incorporate Therein	10 minutes	Krisztina Tokes, Deputy Chief Facilities Executive, FSD India Griffin, Director of Maintenance and Operations, FSD
7.	Six Accessibility Enhancement Projects, One Barrier Removal Project, and Amend the Facilities Services Division Strategic Execution Plan to Incorporate Therein	10 minutes	Aaron Bridgewater, Director of Facilities Planning and Development, FSD
8.	ITD BOC Quarterly Program Status Report Q2 2022 (April 1 – June 30, 2022) (Information Only)	10 minutes	Monica Nolen, Director of IT, Project Management, ITD
9.	Chief Facilities Executive's Report (Information Only)	10 minutes	Mark Hovatter, Chief Facilities Executive, FSD
10.	Discussion of Non-Agenda Matters		Margaret Fuentes
Receipt of Reports and Correspondence			
<ul style="list-style-type: none"> 2021 ITD Strategic Execution Plan 			

The Bond Oversight Committee is committed to ensuring the health and safety of the community. As a precaution to help prevent the spread of COVID-19, the Board Room will be operating at reduced capacity and health precautions should be observed at all physical locations. Anyone who is symptomatic or has recently been exposed to someone with COVID-19 should participate in the meeting remotely.

The Bond Oversight Committee encourages public comment on the items on this Regular Meeting agenda, and all other items related to the business of the Bond Oversight Committee. You may register online to provide comments and call in during the meeting, but please consider using our alternative method. Commenters can send an email that will be shared with all Committee Members at boc@laschools.org. Email communications received by 5 p.m., the day before the meeting will be distributed to all Committee Members before the meeting and will be added to the records of the meeting.

Individuals wishing to address the Committee telephonically at the meeting must register to speak using the Speaker Sign Up Google Form: <https://forms.gle/EL9zBEXK8fHbWJ2R6>. Registration will open 24 hours before the meeting and will close 20 minutes after the start of the meeting.

Each item will allow for up-to five (5) speakers, and up-to 10 speakers may sign up for general Public Comment. All speakers will be heard at the beginning of the meeting unless the Chair permits speakers to address the BOC later in the meeting. The timed period for public comment will end 20 minutes after

the start of the meeting, or when all individuals who have signed up or registered to speak have made their comments.

Speakers who have registered through the Speaker Sign Up Google Form for this meeting will need to follow these instructions:

1. Dial *82 (to activate caller id), then 1-213-338-8477 and enter Meeting ID **845 5212 5471** at the beginning of the meeting.
2. Press #, and then # again when prompted for the Participant ID.
3. Remain on hold until it is your turn to speak. You can watch the meeting on the live video stream (http://lausd.granicus.com/MediaPlayer.php?publish_id=18) until your item comes before the Committee.
4. Callers will be identified based on their phone number. You will need to call in from the same phone number entered on the Speaker Sign Up website. Callers will need to have their phone number ID displayed and may need to adjust their phone settings. Dialing *82 first when calling in should permit caller id to work if the phone number is usually blocked.
5. Callers will know to speak when receiving the signal that their phone can be unmuted. Callers will then press *6 (Star 6) and be brought into the meeting.

Public speakers will have three (3) minutes to provide comments unless the Committee Chair, in order to accommodate all registered speakers within a reasonable amount of time, announces a shorter time for comments. If a speaker wishes to comment on multiple agenda items, the speaker will be allowed a total of six (6) minutes to speak to all the agenda items for which they have registered unless the Chair grants the speaker additional time. Please contact the Committee's Coordinator at 213-241-5183 if you have any questions.

Bond Oversight Committee Upcoming Meeting Schedule:

- ➔ September 1, 2022
- ➔ September 29, 2022
- ➔ November 3, 2022
- ➔ December 1, 2022
- ➔ January 26, 2023
- ➔ February 23, 2023
- ➔ March 16, 2023
- ➔ April 27, 2023
- ➔ May 18, 2023
- ➔ June 8, 2023

Bond Oversight Committee meetings are aired on KLCS-TV (channel 58) on the Sunday following the meeting date. Broadcast time of the Bond Oversight Committee meetings may change due to the volume of broadcasts scheduled for the day. Please call (213) 241-4036 the Friday prior to the Sunday Broadcast to verify the time.

This agenda has been prepared and posted as required by law to inform the public and assist in the orderly administration of the Committee's meetings. The Committee may take action on any item that appears on this agenda. In compliance with the Americans with Disabilities Act, if you need special assistance to participate in this meeting, please contact the Bond Oversight Committee Administrator at (213) 241-5183. Notification of 48 hours prior to the meeting will enable the Oversight Committee to make reasonable arrangements to ensure accessibility to this meeting (28CFR 35.102-35.104 ADA Title II).

Any member of the public may request being added to an email list to receive BOC meeting materials by submitting a request to boc@laschools.org

Updated School Upgrade Program Summary
Compiled by BOC Staff based on Financial Data
Submitted by District Staff

	Category Spending Target⁽²⁾	Spending Target Available (\$)⁽³⁾	Spending Target Available (%)
As of 6/30/22 ⁽¹⁾	A	B	C = B/A
FACILITIES SERVICES DIVISION STRATEGIC EXECUTION PLAN			
Major Modernizations/Upgrades/Reconfigurations	\$6,884,051,740	\$2,106,984,099	30.6%
Critical Replacements and Upgrades	\$2,574,071,256	\$1,094,176,562	42.5%
School Cafeteria Upgrades	\$270,809,728	\$156,573,764	57.8%
Wellness, Health, Athletics, Learning, and Efficiency	\$468,915,967	\$213,378,029	45.5%
ADA Transition Plan Implementation	\$935,924,839	\$340,918,941	36.4%
Charter School Facilities	\$608,875,239	\$390,266,207	64.1%
Early Childhood Education Facilities	\$173,829,417	\$111,003,004	63.9%
Adult and Career Education Facilities	\$169,797,279	\$112,500,656	66.3%
Board Member Priority Projects ⁽⁴⁾	\$53,910,084	\$42,268,874	78.4%
Local District Priority Projects ⁽⁴⁾	\$57,654,909	\$48,868,404	84.8%
FSD Subtotal	\$12,197,840,458	\$4,616,938,540	37.9%
INFORMATION TECHNOLOGY DIVISION STRATEGIC EXECUTION PLAN			
Technology Infrastructure and System Upgrades	\$1,074,044,044	\$308,553,903	28.7%
Upgrade and Equip with 21st Century Technology	\$441,726,559	\$263,867,576	59.7%
ITD Subtotal	\$1,515,770,603	\$572,421,479	37.8%
TRANSPORTATION SERVICES STRATEGIC EXECUTION PLAN			
Replace Aging and Polluting School Buses	\$66,875,000	\$24,581,976	36.8%
OFFICE OF THE INSPECTOR GENERAL			
Independent Audits of Bond Projects	\$80,000,000	\$51,283,006	64.1%
TOTAL, School Upgrade Program	\$13,860,486,061	\$5,265,225,001	38.0%

Notes:

- 1) Data supplied by District staff is dated 6/30/22 for FSD, 6/30/22 for ITD, and 7/31/22 for OIG. Data for TSD per Board of Education Report dated 8/24/21 on Update to the School Upgrade Program to Integrate Measure RR Funding and Priorities with data dated 6/30/21 and subsequently updated per Board of Education Report adopted 12/7/21.
- 2) Spending Target is the Board-approved allocation of funds available for each category. It includes Board action to integrate Measure RR on 8/24/2021 and other actions that modified the amount available for projects since the inception of the SUP approved by the Board in January 2014. Allocations to indirect costs and program reserve, which were \$1,044,905,000 for Measure RR, have been deducted from the spending target. When the BOC recommends a project, it recommends an allocation of funds from the spending target toward a project budget. However, ultimately it is the Board's responsibility to approve projects and budgets. The spending target is primarily funded by bond measures though includes other sources such as interest earnings, State funds, developer fees, etc.
- 3) Allocation available can change monthly based on new projects being approved as well as updates to the budget on existing projects previously approved. More specifically, the budget is the expenditure estimate at completion (EAC), which may be updated as a project progresses.
- 4) Board Member and Local District Priority categories have a high percentage remaining because funds for these priorities pre-date the SUP and are allocated over a long-term timeframe.

LOS ANGELES UNIFIED SCHOOL DISTRICT

SCHOOL CONSTRUCTION BOND CITIZENS' OVERSIGHT COMMITTEE

Rachel Greene, Chair

Tenth District PTSA

Chris Hannan, Vice-Chair

L.A. Co. Federation of Labor AFL-CIO

Margaret Fuentes, Secretary

LAUSD Student Parent

Araceli Sandoval-Gonzalez, Executive Committee

Early Education Coalition

Alvin Trotter, Jr., Executive Committee

L.A. Area Chamber of Commerce

Tracy Bartley

31st District PTSA

Laura Baz

LAUSD Student Parent

Neelura Bell

CA Charter School Association

Jeffrey Fischbach

CA Tax Reform Assn.

Greg Good

L.A. City Mayor's Office

D. Michael Hamner

American Institute of Architects

Hyepin Im

L.A. City Controller's Office

Susan Linschoten

L.A. Co. Auditor-Controller's Office

Dolores Sobalvarro

AARP

Roger Uy

Assoc. General Contractors of CA

Celia Ayala (Alternate)

Early Education Coalition

Dr. Clarence Monteclaro (Alternate)

Tenth District PTSA

Samantha Rowles (Alternate)

LAUSD Student Parent

Connie Yee (Alternate)

L.A. Co. Auditor-Controller's Office

Joseph P. Buchman – Legal Counsel

Burke, Williams & Sorensen, LLP

Lori Raineri and Keith Weaver – Oversight Consultants

Government Financial Strategies

Timothy Popejoy

Bond Oversight Administrator

Perla Zitle

Bond Oversight Coordinator

TO: BOC Members and the Public

RE: Measure RR Summary Reference Tables

Board of Education Report No. 027 – 21/22 Facilities Services Division (Update to the School Upgrade Program to Integrate Measure RR Funding and Priorities) Adopted August 24, 2021 by the LAUSD Board of Education.

The following Measure RR summary tables were included in the August 24, 2021 Board of Education action related to the implementation of Measure RR and the School Upgrade Program:

- Updated School Upgrade Program, *Upgrading, Modernizing, and Replacing Aging and Deteriorated School Facilities, Updating Technology and Addressing School Facilities Inequities* (Exhibit C, page 176)
- Measure RR Proposed Implementation Plan (Exhibit D, pages 177 – 182)

UPDATED SCHOOL UPGRADE PROGRAM

Upgrading, Modernizing, and Replacing Aging and Deteriorating School Facilities, Updating Technology and Addressing School Facilities Inequities

CATEGORIES OF NEED GOALS DRIVING PROJECT DEVELOPMENT	Spending Target for Projects *	Remaining Available **	Additional Scope to Target (Measure RR)	Less Facilities- Managed Program Reserve and Indirect Costs	New Available Spending Target
FACILITIES SERVICES DIVISION STRATEGIC EXECUTION PLAN					
Major Modernizations, Upgrades, and Reconfigurations to School Campuses	\$4,064,835,547	\$1,761,192	\$2,880,000,000	\$489,600,000	\$2,392,161,192
Critical Replacements and Upgrades of School Building/Site Systems and Components	\$1,254,619,142	\$13,692,586	\$1,530,000,000	\$260,100,000	\$1,283,592,586
IT School Network Infrastructure Upgrades Executed by FSD	\$169,917,977	\$0	\$0	\$0	\$0
School Cafeteria Upgrades	\$109,137,718	(\$4,954,178)	\$195,500,000	\$33,235,000	\$157,310,822
School Upgrades and Reconfigurations to Support Wellness, Health, Athletics, Learning, and Efficiency	\$136,742,765	\$4,432,980	\$330,400,000	\$56,168,000	\$278,664,980
Early Childhood Education Facilities Upgrades and Expansions	\$65,689,144	\$3,614,159	\$130,300,000	\$22,151,000	\$111,763,159
Adult and Career Education Facilities Upgrades	\$61,734,510	\$5,676,196	\$130,300,000	\$22,151,000	\$113,825,196
ADA Transition Plan Implementation	\$579,041,989	\$10,296,733	\$430,000,000	\$73,100,000	\$367,196,733
Charter School Facilities Upgrades and Expansions	\$236,273,902	\$60,478,337	\$450,000,000	\$76,500,000	\$433,978,337
Board Member Priority Projects	\$24,305,596	\$16,747,251	\$35,000,000	\$5,950,000	\$45,797,251
Local District Priority Projects	\$28,983,409	\$21,624,639	\$35,000,000	\$5,950,000	\$50,674,639
INFORMATION TECHNOLOGY DIVISION STRATEGIC EXECUTION PLAN					
Technology Infrastructure and System Upgrades	\$476,511,620	\$1,228,931	\$597,532,424		\$598,761,355
Upgrade and Equip Schools with 21st Century Technology	\$259,258,983	\$75,680,120	\$182,467,576		\$258,147,696
Upgrade Districtwide Emergency Radio System Servicing Schools	\$38,088,895	\$0	\$0		\$0
TRANSPORTATION SERVICES STRATEGIC EXECUTION PLAN					
Replace Aging and Polluting School Buses	\$33,375,000	\$1,381,976	\$33,500,000		\$34,881,976
OFFICE OF THE INSPECTOR GENERAL					
Conduct Inspector General Independent Audits of Bond Projects	\$40,000,000	\$16,207,689	\$40,000,000		\$56,207,689
TOTAL		\$227,868,611	\$7,000,000,000	\$1,044,905,000	\$6,182,963,611

*Includes all actions that modified the amount available for direct projects since the inception of the SUP in January 2014

** As of 6/30/21 for Facilities managed programs and OIG, 6/30/21 for Transportation and 3/31/21 for ITD

Board of Education
August 24, 2021

MEASURE RR PROPOSED IMPLEMENTATION PLAN

PROJECT TYPE	DESCRIPTION	ANTICIPATED INVESTMENT	ANTICIPATED PRIORITIZATION
FACILITIES SERVICES DIVISION STRATEGIC EXECUTION PLAN			
Major Modernizations, Upgrades, and Reconfigurations to School Campuses - \$2.39B			
Major Modernizations	Major modernizations anticipated at seven schools. These multi-phased projects may include some or all of the following, but are not limited to, addressing earthquake safety (seismic retrofit, seismic modernization and/or replacement) providing 21st century general and specialty classrooms, upgrading accessibility, removing/replacing relocatable buildings, addressing failing building systems and grounds, landscape upgrades, physical security upgrades, and various site upgrades.	+/- \$840M	Sites deemed to be in the greatest need based on an assessment of 10 weighted facilities-based datasets that best express a school's physical condition. Each Board Member selects one site from the top 10 percent of sites with the greatest need. During the project development phase, feeder pattern schools may also be assessed and consideration given to addressing some of their needs at the selected site.
Classroom Replacement Projects	Classroom replacements anticipated at approximately 12 schools. Project scopes may include, but are not limited to, removal/demolition of uncertified portables and those w/structural deficiencies and failing building systems, construction of permanent classroom buildings (general and specialty classrooms and labs), accessibility upgrades, various site upgrades including landscaping/greening, and exterior paint on all buildings.	+/- \$720M	Assessment of school sites' reliance on portable classroom buildings that are not certified by the Division of the State Architect and/or have structural deficiencies. Each Local District, in collaboration with stakeholders, selects two sites from the Facilities generated list.
Classroom Upgrades	Upgrade +/- 2,300 classrooms at approximately 50 schools. Project scopes may include, but are not limited to, projectors and smart/white boards, flexible furniture, electrical upgrades and additional outlets, window blinds, interior paint, removal of asbestos floor tiling, and accessibility upgrades as necessary. The work will not include the moving of walls or the replacement of ceilings or lighting.	+/- \$350M	Each Local District, working with Facilities, and in consultation with stakeholders selects schools. \$175M distributed evenly -- ~\$29.17M will be available for each Local District to allocate to projects "now". Remaining \$175M distributed in subsequent years based on student and/or facilities equity index at the time.
Projects Previously Authorized for Pre-Construction Activities	Authorization of construction activities for eight classroom replacement projects previously authorized for pre-construction and limited construction activities. These projects were identified to ensure compliance with State requirements regarding eliminating the use of Department of Housing (DOH) relocatable buildings as school buildings.	+/- \$265M	Project sites already identified at the following elementary schools: Amestoy, Canyon Charter, Castle Heights, Delevan Drive, Dixie Canyon, Franklin, Ivanhoe, and South Shores Performing Arts Magnet (<i>projects at Amestoy and South Shores Performing Arts Magnet were previously approved by the Board for full construction activities and temporarily funded with Facilities Program Reserve</i>).
Safe and Welcoming Outdoor Learning Spaces Projects	Project scopes may include, but are not limited to, removal of relocatable buildings (no replacement), creation of approximately 2,000 square foot outdoor learning space, attractive landscape (trees & pavers), shaded seating areas, internet connectivity, water/sink if infrastructure is already in place, and accessibility improvements.	+/- \$50M, with possible third party funding to expand investments	Projects will be identified annually based on an assessment of various datasets, such as, amount of play area and green space, underutilized relocatable classrooms, and limited accessibility to a public park (more than a 10-minute walk).
Campus Upgrades and Alterations	Projects may either upgrade and/or alter school facilities to support efforts to realign and/or unify schools and programs.	+/- \$50M	Projects will be identified in response to District, Local District and/or Community of School efforts.

*All projects require legal review to determine bond eligibility, inclusion in an SEP identifying a defined budget, scope and schedule, consideration by the Bond Citizens' Oversight Committee, and approval by the Board of Education.

MEASURE RR PROPOSED IMPLEMENTATION PLAN

PROJECT TYPE	DESCRIPTION	ANTICIPATED INVESTMENT	ANTICIPATED PRIORITIZATION
Critical Replacements and Upgrades of School Building/Site Systems & Components - \$1.27B			
Replace Building Systems and Components	Replace critical building systems and components that create safety concerns and are disruptive to school operations, including, but not limited to, plumbing, HVAC, roofing, paving, and synthetic turf.	+/- \$800M	Remaining service life and condition -- systems in the worst condition, especially those that pose a safety hazard and/or will negatively impact school operations and other building systems if not addressed will be addressed first.
Playground and Campus Exterior Upgrades	Playground and campus exterior upgrades anticipated at approximately 50 elementary schools. Project scopes may include, but are not limited to, replacement and upgrade of asphalt playgrounds and other areas, installation of landscaping, trees, and greening, cool coating painting in playground area(s), exterior paint on all buildings, and installation of privacy fencing.	+/- \$200-300M	Sites will be selected based on remaining service life and condition. Sites that have playground asphalt in the worst condition will be prioritized.
Secure Entrance	Install camera/buzzer at visitor entrance/office at approximately 300 elementary schools.	+/- \$15M	All elementary school sites that do not have a secure entrance. Local Districts, Community of Schools Administrators, and/or Board Offices, in consultation with stakeholders, could select which site(s) are prioritized to be addressed first.
School Cafeteria Upgrades - \$162M			
Cafeteria HVAC	Installation of HVAC in 130 +/- school cafeterias anticipated.	TBD	Sites will be prioritized based on heat index (hottest sites prioritized first).
Upgrade Cafeteria Management System	Replace outdated Cafeteria Management System utilized in all cafeterias with new technology. Project scope includes, but may not be limited to, software change, new hardware and accessories including student pin pads and touch screen monitors.	TBD	All schools anticipated to receive upgraded system.
Modernize Serving Lines	Up to 87 cafeterias at secondary school sites may be modernized to current standards, with a 21st century look and additional self- service lines which will allow more students to be served in the same allotted meal service period.	TBD	Sites will be prioritized based on maximum participation rates.
Central Food Production Facility	As allowed by law, explore the possibility of constructing a fully equipped central food production facility that is capable of producing 500,000 freshly cooked home meals daily for schools.	TBD	TBD

MEASURE RR PROPOSED IMPLEMENTATION PLAN

PROJECT TYPE	DESCRIPTION	ANTICIPATED INVESTMENT	ANTICIPATED PRIORITIZATION
School Upgrades and Reconfigurations to Support Wellness, Health, Athletics, Learning, and Efficiency - \$274M			
Upgrade High School Competitive Athletic Facilities	Project scopes to be developed based on conditions and needs of selected site(s). Projects may upgrade existing athletic facilities and/or construct new facilities. Projects may address, but are not limited to, stadium lights, scoreboards, bleachers, restrooms, concession stands and ticket booths, synthetic tracks, turf or grass fields, and electronic backboards. Projects may not include the purchase of land or removal/replacement of other buildings that would require replacement. Synthetic fields necessitate issuing a Request for Proposals to solicit a joint use partner to provide capital funding for installation and /or replacement.	+/- \$180M	Each Board Member, in consultation with stakeholders, works with Facilities staff to develop a plan for competitive high school athletic upgrades. The allocation of funds is based on each Board District's proportionate share of high school enrollment and number of sports teams. BD-1: \$18,175,313 -- BD-2: \$33,646,281-- BD-3: \$22,641,932 -- BD-4: \$16,290,100 -- BD-5: \$31,128,575 -- BD-6: \$28,927,635 -- and BD-7: \$29,190,164
Wellness Centers	Projects may include the construction of new centers and/or the addition or expansion of existing centers.	+/- \$50M	Student Health and Human Services (SHHS) will identify areas of need based on an assessment of existing healthcare resources in relation to areas of highest need determined by health, economic, and neighborhood factors. Facilities will support SHHS in the identification of project sites and development of projects.
Projects Previously Authorized for Pre-Construction Activities	Authorization of construction activities for two projects that address specialized instructional needs. Wilson High School Visual and Performing Arts Facilities Improvement Project and Verdugo Hills High School New Chemistry Laboratory Building Project were previously authorized for pre-construction activities.	+/- \$30M	Sites and projects already identified at Wilson High School and Verdugo Hills High School.
Sustainable Environment Enhancement Developments for Schools (SEEDS)	There are two components to the SEEDS program. The first component is development of the outdoor learning space constructed by the District and includes capital investments, such as asphalt removal, installation of irrigation and utilities, and any associated testing and inspection. The second component, is the collaboration with a school site and/or partner organization that will outfit the outdoor learning space with the plant materials and landscaping features that align with the school's instructional vision and program.	+/- \$5M	Projects identified through proposals submitted by partners and/or schools. Projects must be integrated into the curriculum and resources available to outfit and maintain the outdoor learning space.
Projects to Support Implementation of Partner Funded Programs/Projects	Identified, as necessary, to support implementation of partner funded programs/projects which may require funding assistance to address necessary unforeseen conditions and/or code requirements.	+/- \$5M	A formal process and guidelines will be developed.

MEASURE RR PROPOSED IMPLEMENTATION PLAN

PROJECT TYPE	DESCRIPTION	ANTICIPATED INVESTMENT	ANTICIPATED PRIORITIZATION
Early Childhood Education Facilities Upgrades and Expansions - \$108M			
Outdoor Classrooms	Construction of 30 +/- outdoor classrooms. Project scope may include, but is not limited to, construction of learning/activity stations, conversion of asphalt and playground area into dynamic nature-based learning environments, accessibility upgrades, and any other required improvements or mitigations to ensure compliance with school building codes.	TBD	Schools are prioritized based on proximity and access to safe public green space areas.
Replace/Upgrade Building Systems and Components	Replace critical building systems and components that create safety concerns and are disruptive to school operations, including, but not limited to, paving, plumbing, HVAC, roofing, and synthetic turf.	TBD	Remaining service life and condition, systems in the worst condition, especially those that pose a safety hazard and/or will negatively impact school operations and other building systems if not addressed, will be addressed first.
Upgrades, Expansions and/or Additions	Upgrades, expansions, and/or additions to existing early childhood education (ECE) centers and/or elementary schools to create age appropriate facilities for youngest learners.	TBD	TBD. Assessment of multiple factors anticipated, including ECE waitlists, birthrates, available elementary school classroom capacity, size of sites and available site acreage.
Adult and Career Education Facilities Upgrades - \$108M			
Upgrade School Information Technology Systems and Equipment	Upgrade wireless convergence systems and computing devices.	TBD	Goal is to address all sites, prioritization likely based on an assessment of enrollment and access.
Replace/Upgrade Building Systems and Components	Replace critical building systems and components that create safety concerns and are disruptive to school operations, including, but not limited to, paving, plumbing, HVAC, and roofing.	TBD	Remaining service life and condition, systems in the worst condition, especially those that pose a safety hazard and/or will negatively impact school operations and other building systems if not addressed, will be addressed first.
Upgrades, Expansions, and/or Additions	Upgrades, expansions, and/or additions to existing Division of Adult and Career Education (DACE) centers, sites, and/or schools to support the expansion of career technical program offerings and/or enrollment.	TBD	DACE will work with Facilities to assess the conditions and adequacy of facilities, program demands, and enrollment, and develop a strategic facilities plan for DACE facilities.
Americans with Disabilities Act (ADA) Transition Plan Implementation - \$357M			
Accessibility Enhancements	Projects remove barriers to accessibility and further Los Angeles Unified efforts to implement Self-Evaluation and Transition Plan and comply with ADA Title II program accessibility requirements.	+/- \$347M	Schools are prioritized based on assessments of more than two dozen criteria, including school programs, matriculation options, geographic location, known (or anticipated/matriculating) population of students with disabilities or parents/guardians with disabilities, type of instructional model, and public input.
Rapid Access Program (RAP)	RAP projects include minor installments and adjustments to facilities to ensure a barrier-free learning environment as required by the ADA and have a budget cap of \$250,000 per project, pursuant to authority delegated by the Board to Facilities staff.	+/- \$10M	Projects are developed by Facilities in consultation with the Division of Special Education and school administrators. Projects are identified and executed pursuant to delegated authority provided to Facilities staff.

MEASURE RR PROPOSED IMPLEMENTATION PLAN

PROJECT TYPE	DESCRIPTION	ANTICIPATED INVESTMENT	ANTICIPATED PRIORITIZATION
Charter School Facilities Upgrades and Expansions - \$374M			
Education Code Section 47614 Annual Renovation Projects	Projects are developed to fulfill the District's responsibilities pursuant to Proposition 39, that it provide all charter schools operating within the District that submitted a legally sufficient facilities request, facilities in conditions reasonably equivalent to those in which the charter students would be accommodated if they were attending other District public schools. Scopes may include, but are not limited to, facilities renovations, technology, furniture and equipment, and communication/safety systems, purchases and upgrades. The scope, schedule, and budget of the work to be undertaken at each school site varies depending on site conditions and needs.	TBD	Projects are developed annually in response to charter schools that submitted a legally sufficient facilities request, pursuant to Proposition 39, to the District and may locate on District school sites each year.
Proposition 39 Co-Location Campus Upgrade Program	Projects are developed to be utilized by both the District school and the charter school co-located on the District site. Project scopes include, but are not limited to, safety and security, sustainability and greening, technology, playgrounds, and furnishings and equipment.	TBD	Annually, District school sites with a new Proposition 39 charter co-location are prioritized for an upgrade project. Projects valued at up-to \$100,000 are selected by both the principal of the District school and the co-located charter school.
Replace/Upgrade Building Systems and Components	TBD, projects will likely replace critical building systems and components that create safety concerns and are disruptive to school operations, including, but not limited to, paving, plumbing, HVAC, and roofing.	TBD	TBD, subject to assessment of the conditions and needs of the building systems and components of Los Angeles Unified school facilities operated by a charter school(s), input from charter school community, and development of an implementation plan by District staff. Sites likely based on remaining service life and condition, systems in the worst condition will be addressed first.
Upgrade School Information Technology Systems and Equipment	TBD	TBD	TBD, subject to assessment of the conditions and needs of technology infrastructure and equipment at Los Angeles Unified school facilities operated by a charter school(s), input from charter school community, and development of an implementation plan by District staff.
Upgrade/Modernize Buildings and Campuses	TBD	TBD	TBD, subject to assessment of the conditions and needs of Los Angeles Unified school facilities operated by a charter school(s), input from charter school community, and development of an implementation plan by District staff.
Augmentation Grant Program	TBD, project scopes will likely vary, depending on updated program criteria and charter school applications.	TBD	TBD, subject to assessment of the conditions and needs of Los Angeles Unified school facilities operated by a charter school(s), input from charter school community, and development of an implementation plan by District staff. Sites likely identified based on charter school/operator applications that meet program criteria.

MEASURE RR PROPOSED IMPLEMENTATION PLAN

PROJECT TYPE	DESCRIPTION	ANTICIPATED INVESTMENT	ANTICIPATED PRIORITIZATION
Board Member Priority Projects - \$29M			
Priority Projects Identified by Board Members	Project descriptions will vary based on need.	\$29M	Projects identified by Board Member offices. Funding distributed to each Board Member office annually based on the Facilities Allocation Tool that considers the following factors: square footage of buildings at K-12 sites, K-12 student enrollment, number of physical sites, and Facilities Condition Index (FCI). Funds are anticipated to be allocated over a period of eight years beginning in calendar year 2021.
Local District Priority Projects - \$29M			
Priority Projects Identified by Local Districts	Project descriptions will vary based on need.	\$29M	Projects identified by Local District offices. Funding distributed to each Local District office annually based on the Facilities Allocation Tool that considers the following factors: square footage of buildings at K-12 sites, K-12 student enrollment, number of physical sites, and Facilities Condition Index (FCI). Funds are anticipated to be allocated over a period of eight years beginning in calendar year 2021.
INFORMATION TECHNOLOGY DIVISION STRATEGIC EXECUTION PLAN			
Technology Infrastructure and System Upgrades - \$597.5M			
Replace Outdated Information Technology Systems at Schools	Projects may include, but are not limited to, the replacement of outdated and/or installation of new network, telephone, public address, intercommunications and security systems at schools.	+/- \$597.5M	Sites selected based on SAFETI assessment: system condition, available parts, failure rates, end-of-support, technology options and incidents.
Upgrade and Equip Schools with 21st Century Technology - \$182.5M			
Equip Schools with Up-to-Date Student Devices	All student devices will be replaced with up-to-date devices once remaining service life is reached.	+/- \$105M	Age of device.
Upgrade IT Infrastructure and Core Network Upgrades	Projects will upgrade various IT infrastructure and core network upgrades to ensure schools can support 21st century technology and learning spaces.	+/- \$45.3M	IT Infrastructure upgrades required to facilitate instructional program.
Application Modernization	Projects will modernize the District's application portfolio and begin migration of District applications to the cloud.	+/- \$32.2M	Alignment with IT Strategic Plan.
TRANSPORTATION SERVICES STRATEGIC EXECUTION PLAN			
Replace Aging and Polluting School Buses - \$33.5 M			
Replace School Buses	Replace aging and outdated school buses with new buses that meet alternative fueling infrastructure requirements.	\$33.5M	Bus type and age, student composition, transportation program requirements, and adherence to state and federal emissions requirements.
OFFICE OF THE INSPECTOR GENERAL			
Conduct Inspector General Independent Audits of Bond Projects - \$40M			
Audits	Performance and contract audits on bond related projects/programs	\$40M	Audits selected based on annual OIG work plan, risk assessment process, and/or randomly selected.

AGENDA ITEM

#1

Public Comment

AGENDA ITEM

#2

LOS ANGELES UNIFIED SCHOOL DISTRICT

SCHOOL CONSTRUCTION BOND CITIZENS' OVERSIGHT COMMITTEE

Margaret Fuentes, Chair

LAUSD Student Parent

D. Michael Hamner, Vice-Chair

American Institute of Architects

Jennifer McDowell, Secretary

L.A. City Mayor's Office

Susan Linschoten, Executive Committee

L.A. Co. Auditor-Controller's Office

Scott Pansky, Executive Committee

L.A. Area Chamber of Commerce

Jeffrey Fischbach

CA Tax Reform Assn.

Chris Hannan

L.A. Co. Federation of Labor AFL-CIO

Hyepin Im

L.A. City Controller's Office

Samantha Rowles

LAUSD Student Parent

Araceli Sandoval-Gonzalez

Early Education Coalition

Dolores Sobalvarro

AARP

Celia Ayala (Alternate)

Early Education Coalition

Chad Boggio (Alternate)

L.A. Co. Federation of Labor AFL-CIO

Connie Yee (Alternate)

L.A. Co. Auditor-Controller's Office

Vacant

31st District PTSA

Vacant

Assoc. General Contractors of CA

Vacant

CA Charter School Association

Vacant

Tenth District PTSA

Joseph P. Buchman – Legal Counsel

Burke, Williams & Sorensen, LLP

Lori Raineri and Keith Weaver – Oversight Consultants

Government Financial Strategies

Timothy Popejoy

Bond Oversight Administrator

Perla Zitle

Bond Oversight Coordinator

School Construction Bond Citizens' Oversight Committee

Regular Meeting

LAUSD HQ – Board Room

333 S. Beaudry Avenue

Los Angeles, CA 90017

Thursday, June 2, 2022

10:00 a.m.

Please see the archived video of the meeting for all discussions/questions:

<https://lausd.wistia.com/medias/ve6ybxgdu7>

Committee Members Present (10): Rachel Greene, Chris Hannan, Margaret Fuentes, Araceli Sandoval-Gonzalez, Laura Baz, D. Michael Hamner, Hyepin Im, Susan Linschoten, Scott Pansky, Dolores Sobalvarro

Committee Members Absent (3): Neelura Bell, Jeffrey Fischbach, Jennifer McDowell

00:00:00 Call to Order

Ms. Greene called the meeting to order at 10:07 a.m.

00:00:06 Chair's Remarks

Ms. Greene chaired the meeting and welcomed all to the Bond Oversight Committee (BOC) meeting. She stated that this was the last meeting of the school year. She asked BOC members participating remotely to set their Interpretation Feature on the Zoom screen menu to their preferred language for simultaneous interpretation. She also thanked the KLCS staff for their production, Spanish Interpretation staff for their work in translating and other District Staff for their assistance in broadcasting this hybrid BOC meeting.

Ms. Greene indicated that District Staff and members of the public, who were not present in the Board Room, could watch the meeting via the BOC website www.lausd.org/bond by clicking on the live stream feature under the "Meeting Agendas" tab.

Ms. Greene stated that the hybrid meeting was being conducted in accordance with the requirements of the Brown Act that governs public meetings of legislative bodies. She informed that two of the three teleconference locations posted on the agenda

were not available for remote participation because the members identifying those locations in advance of the meeting were not able to attend. She explained that public speakers were asked to sign up using a hyperlink to a Google form included on the agenda **and posted to the BOC's website on May 27, 2022**. She stated that the form was available 24 hours before the start of the meeting and would remain open for 20 minutes after the start of the meeting.

Ms. Greene indicated that there would be a maximum of five (5) speakers for each agenda item and up to ten (10) speakers for general public comment. She stated that all public speakers would have up to 3 minutes and would be heard on phone/audio only. She also stated that public speakers with more than one agenda item would be provided 6 minutes total to make comments on all items they wished to address. She detailed the protocols for public speakers via audio and said that they should monitor the meeting through the live stream and then turn off the live stream volume when asked to speak to avoid audio echo or audio feedback. When it was **the speaker's** turn to speak, Ms. Zitle would announce the last four digits of **the caller's** phone number, and each public speaker would be instructed to unmute on Zoom, or press *6 (star 6), to speak. She stated that in-person speakers would be asked to step up to the podium to be heard. She thanked everyone in advance for working with the Committee to accommodate speakers.

Ms. Greene read the Bond Oversight Committee's (BOC) mission statement:

"The mission of the Oversight Committee is to oversee the permissible and prudent expenditure of funds for the construction, repair, and modernization of schools by the Los Angeles Unified School District (LAUSD). In order to effectively carry out that mission the Oversight Committee must remain strong and independent. That is our responsibility to the District, the teachers, the students, and the taxpayers."

Ms. Greene recognized the participation of a BOC member at a ribbon-cutting ceremony. On May 26, BOC member Margaret Fuentes, LAUSD Student Parent, attended the ribbon-cutting ceremony at Fremont High School. Ms. Fuentes shared brief remarks about her experience. Ms. Greene stated that, on May 20, she attended and spoke at the ribbon-cutting ceremony for the Eagle Rock High School Auditorium renovation project, which included a student production of *Spamalot* as part of the celebration. She indicated that photos of the events were posted on the BOC website. Ms. Greene provided brief remarks about the event.

Ms. Greene announced that the annual election of BOC Officers and BOC Executive Committee appointments would take place during the meeting.

00:11:03 Agenda Item 1. Public Comment

There were no public speakers.

00:11:22 Agenda Item 2. Consent Calendar (June 2, 2022 Meeting Minutes)

00:11:32 Mr. Popejoy conducted a roll call vote.

Ayes: 8 - Ms. Baz, Ms. Fuentes, Ms. Greene, Mr. Hamner, Mr. Hannan, Ms. Linschoten, Mr. Pansky, Ms. Sobalvarro.

Nays: 0

Abstentions: 2 - Ms. Im, Ms. Sandoval-Gonzalez

Absences: 3 - Ms. Bell, Mr. Fischbach, Ms. McDowell

The Consent Calendar passed.

00:12:52 Agenda Item 3. Recognition of Rachel Greene's Service to the BOC

Presenter: BOC Members

Vice Chair Mr. Hannan asked Ms. Greene to go down to the podium to join Deputy Superintendent Megan Reilly, who began **the presentation by praising Ms. Greene's work and for her service on the BOC.** Ms. Reilly emphasized the partnership and relationship built between the District and the Committee during those years through integrity, questioning and scrutiny that Ms. Greene exemplified in her role of parent, professional and Chair. She also reminded the audience of some accomplishments achieved over this period: the approval of local bond Measure RR by approximately 70 percent of voters, 19,000 school sites modernization projects approved and/or completed while managing the program through wildfires, other climate change issues and COVID. She also highlighted the many security and safety projects that were prioritized in the bond program to protect **LAUSD students. She concluded by thanking the BOC and Ms. Greene's leadership** for working as partners with the District to allow the enablement of projects to become a reality through the bond program.

Ms. Greene was presented a framed certificate of appreciation from the Superintendent and the Board of Education that was read by Mr. Hannan. Other BOC members shared words of gratitude and appreciation for **Ms. Greene's** kindness, commitment, guidance and skillful inquiry as the Chair of the BOC.

Ms. Greene, as part of her parting remarks, stated her gratitude and honor to having served on the BOC. She thanked District staff, BOC staff and BOC members for their support of bond program oversight. She stated: **"...many think of the bond program only as something to do with taxes. But it's much more than that. It's a connection. It's a glue that we use to repair. It's a link that we feel with others. It's a promise. It's an oath. It's a commitment from us to the future."** She said that she hoped the District will see any decrease in enrollment as an opportunity to repurpose potential surplus land, and within permissible mandates, to help address concerns affecting LAUSD stakeholders. She concluded by thanking everyone for their support.

00:44:23 Agenda Item 4. BOC Annual Election
Presenter: Joseph Buchman, BOC Legal Counsel

Mr. Buchman announced the annual BOC election for officers and two At-Large members of the Executive Committee for the period of July 1, 2022 through June 30, 2023. Mr. Buchman opened the floor for nominations for the position of Chair or the nomination of a slate of candidates for election. Mr. Hannan nominated Margaret Fuentes for BOC Chair, Michael Hamner for Vice-Chair, Jennifer McDowell for Secretary, Susan Linschoten for an Executive Committee position and Scott Pansky for an Executive Committee position.

Mr. Buchman asked BOC members to voice any objections or other nominations before proceeding with a roll call vote. There were no other slates of names presented or objections.

Ms. Im made a motion to close the nomination.

Mr. Pansky seconded.

00:46:38 Mr. Buchman, BOC Legal Counsel asked Mr. Popejoy to conduct a roll call vote on the motion.

Ayes: 10 - Ms. Baz, Ms. Fuentes, Ms. Greene, Mr. Hamner, Mr. Hannan, Ms. Im, Ms. Linschoten, Mr. Pansky, Ms. Sandoval-Gonzalez, Ms. Sobalvarro.

Nays: 0

Abstentions: 0

Absences: 3 - Ms. Bell, Mr. Fischbach, Ms. McDowell

00:48:02 Agenda Item 5. Completion of the Work of the BOC 2021 Task Force Regarding Bond Program Performance and Financial Audits
Presenter: Susan Linschoten, Task Force Chair

Susan Linschoten, Audit Task Force Chair, who was participating remotely, requested that Ms. Margaret Fuentes, Audit Task Force Member, read the BOC resolution from the Board Room. The resolution directed the BOC to continue engaging with the District to safeguard best practices and a transparent audit process pursuant to legal requirements. The resolution also included a statement that the BOC hopes that it can conduct more productive discussions with District staff in the future related to the legal permissibility of bond funded technology projects. She also stated that the BOC would be working with the District in the future to consider revisions to the Charter and Memorandum of Understanding that may clarify the role of the BOC in the audit process.

Mr. Hannan made a motion to approve Resolution 2022-24.

Ms. Sobalvarro seconded.

00:52:21 The Chair asked Mr. Popejoy to conduct a roll call vote on the motion.

Ayes: 10 - Ms. Baz, Ms. Fuentes, Ms. Greene, Mr. Hamner, Mr. Hannan, Ms. Im, Ms. Linschoten, Mr. Pansky, Ms. Sandoval-Gonzalez, Ms. Sobalvarro.

Nays: 0

Abstentions: 0

Absences: 3 - Ms. Bell, Mr. Fischbach, Ms. McDowell

Resolution 2022-24 passed.

00:53:26 Agenda Item 6. FY 2023 OIG Work Plan/Strategic Execution Plan
Presenter: Salvatore Randazzo, Interim Inspector General, OIG

[Scott Pansky left the meeting at 11:26 a.m.]

Mr. Randazzo began his presentation stating that Mr. Onwualu, Deputy Inspector General, was also in attendance to address questions. Mr. Randazzo **presented the Inspector General's (OIG) FY22 Work Plan that incorporated** an audit plan of bond funded contracts and bond related activities and programs of ongoing and future work that involves the performance of due diligence reviews and investigations. He reported that 161 responses from a survey to stakeholders were factored into a comprehensive risk assessment to develop the annual work plan. He explained how **the OIG's office categorized the top** three areas of concern and provided examples of planned work.

SURVEY RESPONSES TOP 3 CONCERNS PER AREA

Facilities	#1 School Maintenance & Modernization	#2 Project Execution	#3 Operations Services
Information Technology	#1 Inventory of IT Assets	#2 Wireless Network Connectivity	#3 Physical Security of IT Assets
Security	#1 Physical Security at Schools	#2 Human Relations Diversity and Equity	#3 Emergency Services
Finance	#1 Procurement Contracts	#2 School Budget (LCFF)	#3 Facilities Contracts
Risk Management	#1 Workers Compensation	#2 Leave Time Administration	#3 Employee Health Benefits
Human Resources	#1 Selection Process	#2 Professional Development	#3 Progressive Discipline

Mr. Randazzo stated that the total contract value of \$587M included 45 projects within the types of audits below as well as five technical evaluations. He presented a proposal in the amount of \$5M from the School Upgrade Program (SUP):

- Incurred Cost Audits: 27 projects - This type of audit examines the actual costs incurred by the contractor to determine whether the costs were allowable, allocable and reasonable in accordance with the Federal Acquisition Regulation (FAR) and contract terms. to verify the appropriate amount of money per contract. All questions were answered by Mr. Randazzo.
- Performance Audits: 16 projects - This type of audit is an objective and systematic examination of evidence for the purpose of providing an independent assessment of the performance of an organization, program, activity, or function in order to determine if it is performing efficiently and effectively and in compliance with policies, procedures, laws and regulations.
- Special Reviews: 1 project - Special reviews are conducted as a result of requests from the Board of Education, District Management, findings identified in the course of an audit, or concerns reported to the OIG. The reviews are limited in scope and address the specified concerns only. They are not conducted in accordance with Generally Accepted Government Auditing Standards (GAGAS).
- Change Order Audits: 1 project - This audit examines the contract change order for allowability, allocability and reasonableness of the proposed or claimed change order costs. This includes changes due to added or deleted work, equitable adjustments for delay, disruption, inefficiencies, contract terminations and other claims. The OIG also performs audits of construction change orders based on management requests.
- Rate Reviews: TBD - This type of review examines **an existing contractor's actual direct labor and overhead rates in order to** assist Procurement officials with determining the reasonableness of provisional billing rates. These reports are not published.

- Technical Evaluations: 5 projects - Technical Evaluations are tests or studies conducted to determine the technical suitability of a structure, equipment, material, product, process or system for the intended objectives. Completed projects will be evaluated to ensure compliance with contract documents, specifications, and State Code requirements.

There was a question related to frequency of reports received via the OIG Hotline.

All questions were answered by Mr. Randazzo.

Ms. Sandoval-Gonzalez made a motion to approve Resolution 2022-25.

Ms. Im seconded.

01:00:48 The Chair asked Mr. Popejoy to conduct a roll call vote on the motion.

Ayes: 9 - Ms. Baz, Ms. Fuentes, Ms. Greene, Mr. Hamner, Mr. Hannan, Ms. Im, Ms. Linschoten, Ms. Sandoval-Gonzalez, Ms. Sobalvarro.

Nays: 0

Abstentions: 0

Absences: 4 - Ms. Bell, Mr. Fischbach, Ms. McDowell, Mr. Pansky.

Resolution 2022-25 passed.

01:01:53 Agenda Item 7. 14 Board Member Priority and Local District Priority Projects and Amend the Facilities Services Division Strategic Execution Plan to Incorporate Therein
Presenter: India Griffin, Director of Maintenance and Operations, FSD

Ms. Griffin presented 14 Board Member Priority and Local District Projects and Amendment to the Facilities Services Division Strategic Execution Plan. The total combined budget was \$660,496. The projects included four video surveillance (CCTV) systems, three fencing projects, four furniture projects, two free-standing marquees, and one project for an athletic upgrade at Stevenson College & Career Preparatory. Please refer to Board Report No. 299-21/22 for further detailed information.

There was a question related to reconsideration of the prioritization or realignment of projects related to security as a preventive measure in the context of the latest school violence in Texas. There was a comment regarding the coordination of the camera projects between ITD and FSD.

All questions were answered by Ms. Griffin.

Ms. Sandoval-Gonzalez made a motion to approve Resolution 2022-26.

Ms. Baz seconded.

01:07:01 The Chair asked Mr. Popejoy to conduct a roll call vote on the motion.

Ayes: 9 - Ms. Baz, Ms. Fuentes, Ms. Greene, Mr. Hamner, Mr. Hannan, Ms. Im, Ms. Linschoten, Ms. Sandoval-Gonzalez, Ms. Sobalvarro.

Nays: 0

Abstentions: 0

Absences: 4 - Ms. Bell, Mr. Fischbach, Ms. McDowell, Mr. Pansky.

Resolution 2022-26 passed.

- 01:07:57 Agenda Item 8. 33 Projects to Provide Critical Replacements and Upgrades of School Building/Site Systems and Components and Amend the Facilities Services Division Strategic Execution Plan to Incorporate Therein
Presenter: India Griffin, Director of Maintenance and Operations, FSD

Ms. Griffin presented 33 projects to provide Critical Replacements and Upgrades of School Building/Site Systems and Components to address failing building systems that create safety concerns and disruption to school operations. The projects included 30 new secure entry systems pursuant to Board Resolution Res-032-17/18 *Protecting Our Students and School Sites* at various school sites, two synthetic turf field projects, two new roofing projects (Gompers Middle School and South Gate High School), and one playground project (Sherman Oaks Charter Elementary School). The total budget for the 30 projects was \$7.7M. Please refer to Board Report No. 346-21/22 for further detailed information.

There was a member question regarding assessment of schools to obtain a total count of the need for new secure entry systems or upgrades.

All questions were answered by Ms. Tokes and Ms. Griffin.

Ms. Sandoval-Gonzalez made a motion to approve Resolution 2022-27.

Ms. Baz seconded.

- 01:12:39 The Chair asked Mr. Popejoy to conduct a roll call vote on the motion.

Ayes: 9 - Ms. Baz, Ms. Fuentes, Ms. Greene, Mr. Hamner, Mr. Hannan, Ms. Im, Ms. Linschoten, Ms. Sandoval-Gonzalez, Ms. Sobalvarro.

Nays: 0

Abstentions: 0

Absences: 4 - Ms. Bell, Mr. Fischbach, Ms. McDowell, Mr. Pansky.

Resolution 2022-27 passed.

- 01:13:32 Agenda Item 9. Three Charter School Facilities Upgrade Projects and Amend the Facilities Services Division Strategic Execution Plan to Incorporate Therein
Presenter: India Griffin, Director of Maintenance and Operations, FSD

Ms. Griffin presented three charter school facilities upgrade projects and an amendment to the Facilities Services Division Strategic Execution Plan. Please refer to Board Report No. 346-21/22 for further detailed information. She explained project background and scope, budget, and schedule as presented below:

1. Kindergarten Learning Academy (Ararat Charter) – Project to Provide Secure Entry System
 - Project Background and Scope – This project is to provide a secure entry system at the main entrance.
 - Project Budget – \$32,660
2. Sandra Cisneros Learning Academy (Camino Nuevo Academy #4) – Project to Provide Secure Entry System
 - Project Background and Scope – This project is to provide a secure entry system at the main entrance.
 - Project Budget – \$35,915
3. Lake Balboa Education Complex (Birmingham Community Charter High School and Magnolia Science Academy #2) – Project to Provide New Roofing
 - Project Background and Scope – This project is to provide approximately 308,302 square feet of new roofing at 42 buildings, including the installation of new gutters and downspouts and painting of affected areas.

- Project Budget – \$5,139,858
- Project Schedule – Construction is anticipated to begin in Q3 2023 and conclude in Q2 2024.

Ms. Sandoval-Gonzalez made a motion to approve Resolution 2022-28.

Ms. Baz seconded.

01:14:56 The Chair asked Mr. Popejoy to conduct a roll call vote on the motion.

Ayes: 9 - Ms. Baz, Ms. Fuentes, Ms. Greene, Mr. Hamner, Mr. Hannan, Ms. Im, Ms. Linschoten, Ms. Sandoval-Gonzalez, Ms. Sobalvarro.

Nays: 0

Abstentions: 0

Absences: 4 - Ms. Bell, Mr. Fischbach, Ms. McDowell, Mr. Pansky.

Resolution 2022-28 passed.

01:15:53 Agenda Item 10, Richland School Campus Reconfiguration Project and Amend the Facilities Services Division Strategic Execution Plan to Incorporate Therein

Presenters: Krisztina Tokes, Deputy Chief Facilities Executive, FSD
Dr. Douglas Meza, Administrator of Operations, Local District West

Ms. Tokes, Deputy Chief Facilities Executive, jointly with Dr. Meza, Administrator of Operations of Local District West, presented the Richland Campus reconfiguration project and amendment to the Facilities Services Division Strategic Execution Plan. Ms. Tokes provided information about the French dual immersion program that was initiated in 2014 and has reached capacity after eight years of steady growth. She said that projections indicate that the middle school grades sixth through eighth would add approximately 150 students to this program. She explained the upgrades and alterations required as part of the scope of work for the proposed project to install four portable classroom buildings, refurbish the existing restroom facilities, repair paving, provide solar reflective coating as well as a small quad for students. The total budget was \$10.8M. The project was scheduled to begin in the third quarter of 2024 and end in the third quarter of 2025. Please refer to Board Report No. 300-21/22 for further detailed information.

Mr. Meza stated that the French immersion program aligns with the Global California 2030 initiative encouraging students to participate in language education at K-12 schools by 2030 to reach proficiency in two or more languages and earn a State Seal of Biliteracy by 2040. He informed that the initiative is supported by research on dual language programs showing benefits in the social, cultural and cognitive areas. He shared key findings that resulted from a study conducted by the Rand Corporation and the American Councils for International Education. He also presented a map of Dual Language program locations for the school year 2022-2023 by Local District - totaling 218. He highlighted some of the benefits that the proposed program would provide such as small classes, high pass rate of the **Diplôme d'Etudes en Langue Française**, recruitment from other districts and private schools, and increase in enrollment that provides additional funding.

Discussion included compliments regarding the positive benefits of dual language programs. BOC members also asked about a detailed cost breakdown of the project, the number of permanent buildings that would be utilized or not on the campus for this program, whether the school expansion projections were based on current enrollment, what the process was to identify locations to implement a dual immersion program, suggestions as to raising parental awareness about incorporating dual language programs in schools, what the overall assessment was for the need for other programs to increase capacity resulting in the reallocation of assets from other sites with decreased capacity, the impact to other middle schools in the neighborhood, and concern about whether the end product was an appropriate investment when considering its lifespan.

Ms. Tokes and Dr. Meza answered all questions.

Ms. Im made a motion to approve Resolution 2022-29.

Ms. Fuentes seconded.

01:55:24 The Chair asked Mr. Popejoy to conduct a roll call vote on the motion.

Ayes: 7 - Ms. Baz, Ms. Fuentes, Ms. Greene, Ms. Im, Ms. Linschoten, Ms. Sandoval-Gonzalez, Ms. Sobalvarro.

Nays: 1 - Mr. Hannan

Abstentions: 1 - Mr. Hamner

Absences: 4 - Ms. Bell, Mr. Fischbach, Ms. McDowell, Mr. Pansky.

Resolution 2022-29 passed.

01:57:08 Agenda Item 11. 24th Street Early Education Center Outdoor Classroom and Campus Upgrade Project and Amend the Facilities Services Division Strategic Execution Plan to Incorporate Therein
Presenter: India Griffin, Director of Maintenance and Operations, FSD

Ms. Griffin presented the 24th Street Early Education Center classroom and campus upgrade project and Amendment to the Facilities Services Division Strategic Execution Plan. She detailed the project description and construction schedule with an estimated budget of \$3M. Please refer to Board Report No. 301-21/22 for further detailed information.

There were questions related to the proposed project.

All questions were answered by Ms. Griffin.

Ms. Sandoval-Gonzalez made a motion to approve Resolution 2022-30.

Ms. Sobalvarro seconded.

01:58:39 The Chair asked Mr. Popejoy to conduct a roll call vote on the motion.

Ayes: 9 - Ms. Baz, Ms. Fuentes, Ms. Greene, Mr. Hamner, Mr. Hannan, Ms. Im, Ms. Linschoten, Ms. Sandoval-Gonzalez, Ms. Sobalvarro.

Nays: 0

Abstentions: 0

Absences: 4 - Ms. Bell, Mr. Fischbach, Ms. McDowell, Mr. Pansky.

Resolution 2022-30 passed.

01:59:52 Agenda Item 12. Kennedy High School Comprehensive Modernization Project to Include the Upgrade of the Running Track, Long Jump & High Jump Facilities and Amend the Facilities Services Division Strategic Execution Plan to Incorporate Therein
Presenter: Aaron Bridgewater, Director of Facilities Planning and Development, FSD

Mr. Bridgewater began his presentation of the Kennedy High School Comprehensive Modernization Project to Include the Upgrade of the Running Track, Long Jump & High Jump Facilities and Amendment to the Facilities Services Division Strategic Execution Plan with background on the prioritization of the proposed project. He stated that the project is pursuant to the Board of Education approved resolution *Modernization, Upgrade and Development of High School Athletic Facilities* (Res 030-20/21) to attract and retain high school students. He informed that the budget would require an increase of \$1M for a total updated budget of \$186M. He explained the scope of work and anticipated project schedule. Please refer to Board Report No. 294-21/22 for further detailed information.

There was a question related to clarification of the School Upgrade Program category for funding of the project.

All questions were answered by Mr. Bridgewater.

Ms. Fuentes made a motion to approve Resolution 2022-31.

Mr. Hamner seconded.

02:06:29 The Chair asked Mr. Popejoy to conduct a roll call vote on the motion.

Ayes: 9 - Ms. Baz, Ms. Fuentes, Ms. Greene, Mr. Hamner, Mr. Hannan, Ms. Im, Ms. Linschoten, Ms. Sandoval-Gonzalez, Ms. Sobalvarro.

Nays: 0

Abstentions: 0

Absences: 4 - Ms. Bell, Mr. Fischbach, Ms. McDowell, Mr. Pansky.

Resolution 2022-31 passed.

02:07:37 Agenda Item 13. ITD BOC Quarterly Program Status Report Q4 2021 (January 1 – March 31, 2022) (Information Only)
Presenter: Monica Nolen, Director of IT, Project Management, ITD

Ms. Nolen presented updates on three active projects as part of the IT BOC Quarterly Report for the first quarter in 2022 that covers January 1, 2022 through March 31, 2022.

Disaster Recovery and Business Continuity (DRBC) – This project will ensure that the District has the ability to maintain critical applications and technologies during and after an emergency. She reported that the Cloud Disaster Recovery Solution (Cloud DR) project team completed the kick-off meeting with an extension in schedule from Q2 2022 to Q2 2023 for implementation. No additional budget is required due to the timeline extension.

Enterprise Help Desk – She said that the new system would be released to parents and community members via LAUSD mobile app **in alignment with the District's** Strategic Plan and has been rescheduled for completion from Q1 2022 to Q2 2022, which would include Service Catalog, Problem Management and Virtual Agent components.

Radio System Modernization – This project **will modernize the District's radio system by replacing obsolete infrastructure and creating** a single unified system for improved communications for schools, school police, transportation and emergency operations. She stated that after an introductory feasibility study and discovery phase, the project will need a project schedule extension from Q3 2023 to Q2 2024.

School Network Systems Upgrade Project, Phase 1 (262 sites) – This project will replace obsolete, end-of-life, and public address equipment to modernize telecommunication systems and replace security systems. She reported that the project timeline was extended from Q2 2025 to Q2 2026 because of supply chain issues.

Telecommunications and Network Upgrades at 83 Schools – **This project will update the District's failing and obsolete telephone,** network, and public address systems and equipment at 83 schools. She indicated that project team exceeded its target this quarter by completing two additional schools for a total of 72 sites with upgraded Wireless Local Area Network (WLAN), Local Area Network (LAN), VoIP phone system and PA system. Due to supply chain issues, the project requires a timeline extension from Q2 2022 to Q1 2023. There is no resulting impact to the budget.

Wireless Network Equipment Upgrade Project (160 Schools) – This project will replace the **District's** failing and obsolete wireless systems and equipment at 160 schools. She stated that the project team completed 126 sites – just slightly under the goal of completing

132 schools thus far. She also said that the global supply chain delay also impacted this project and that it would require an extension from Q2 2022 to Q2 2023. One school was removed from the project list bringing the project down to 159 school sites and funding from that one project will be returned to the ITD SUP category.

There was a question regarding close-out reports to reflect the final number of schools and budget for the Wireless Network Equipment Upgrade Project and clarification of the difference between the School Network Systems Upgrade Project and the Telecommunications and Network Upgrades.

All questions were answered by Ms. Nolen.

02:18:52 Agenda Item 14. Discussion of Non-Agenda Matters

None

02:19:01 Ms. Greene, Chair, adjourned the meeting at 12:47 p.m.

Ms. Greene thanked BOC members, District staff and members of the public for their participation and announced that the next BOC meeting would be scheduled for the school year 2022-2023 after the Board of Education set its calendar. She stated that the dates for the upcoming BOC meetings would be published on the <https://www.laschools.org/bond/> website.

Minutes of June 2, 2022 approved per School Construction Bond **Citizens'** Oversight Committee.

/Jennifer McDowell/

Jennifer McDowell, Secretary

LOS ANGELES UNIFIED SCHOOL DISTRICT

SCHOOL CONSTRUCTION BOND CITIZENS' OVERSIGHT COMMITTEE

Margaret Fuentes, Chair

LAUSD Student Parent

D. Michael Hamner, Vice-Chair

American Institute of Architects

Jennifer McDowell, Secretary

L.A. City Mayor's Office

Susan Linschoten, Executive Committee

L.A. Co. Auditor-Controller's Office

Scott Pansky, Executive Committee

L.A. Area Chamber of Commerce

Jeffrey Fischbach

CA Tax Reform Assn.

Chris Hannan

L.A. Co. Federation of Labor AFL-CIO

Hyepin Im

L.A. City Controller's Office

Samantha Rowles

LAUSD Student Parent

Araceli Sandoval-Gonzalez

Early Education Coalition

Dolores Sobalvarro

AARP

Celia Ayala (Alternate)

Early Education Coalition

Chad Boggio (Alternate)

L.A. Co. Federation of Labor AFL-CIO

Connie Yee (Alternate)

L.A. Co. Auditor-Controller's Office

Vacant

31st District PTSA

Vacant

Assoc. General Contractors of CA

Vacant

CA Charter School Association

Vacant

Tenth District PTSA

Joseph P. Buchman – Legal Counsel

Burke, Williams & Sorensen, LLP

Lori Raineri and Keith Weaver – Oversight Consultants

Government Financial Strategies

Timothy Popejoy

Bond Oversight Administrator

Perla Zitle

Bond Oversight Coordinator

4th Quarter Report FY 2021/22 April – June 2022

I. Overview

The mission of the School Construction Bond Citizens' Oversight Committee (BOC) is to oversee the expenditure of money for the construction, repair and modernization of schools by the LAUSD and to communicate its findings to the Board and the public so that school bond funds are invested as the voters intended and that projects are completed wisely and efficiently.

The shared vision between the BOC and the LAUSD is to build and maintain schools that promote the full development of the child, are educationally and environmentally sound, enhance their neighborhoods through design and programming as centers of community, and reflect the wise and efficient use of limited land and public resources.

The BOC presents this Quarterly Report in the discharge of its duties. This report covers activities of the BOC during the 4th Quarter of the Fiscal Year 2021/2022, the 2nd Quarter of Calendar Year 2022 (April - June).

[Exhibit 2](#) presents a summary of information related to the volume of BOC work and projects considered for the fiscal year July 2021-June 2022. This summary is presented for the first time in a year-end quarterly report where the BOC staff has compiled this information for the public and the committee.

II. Public Meetings

For the matters contained in this Quarterly Report, the BOC held two public meetings. These meetings were held on April 28, 2022 and June 2, 2022.

The record of BOC member attendance for these meetings can be found in [Exhibit 1](#). Agendas, resolutions, approved minutes, as well as information regarding BOC committee members may be accessed at: <http://www.laschools.org/bond>.

III. Resolutions Adopted

The BOC adopted the following resolutions during the period covered by this Quarterly Report.

April 28, 2022 BOC Meeting

- **2022-20** – Nine Board Member Priority and Local District Priority Projects and Amend the Facilities Services Division Strategic Execution Plan to Incorporate Therein (April 28, 2022)
- **2022-21** – 18 Projects to Provide Critical Replacements and Upgrades of School Building/Site Systems and Components and Amend the Facilities Services Division Strategic Execution Plan to Incorporate Therein (April 28, 2022)
- **2022-23** – Five Early Education Center Outdoor Classroom and Campus Upgrade Projects and Amend the Facilities Services Division Strategic Execution Plan to Incorporate Therein (April 28, 2022)

June 2, 2022 BOC Meeting

- **2022-24** – Completion of the Work of the BOC 2021 Task Force Regarding Bond Program Performance and Financial Audits (June 2, 2022)
- **2022-25** – FY 2023 OIG Work Plan/Strategic Execution Plan (June 2, 2022)
- **2022-26** – 14 Board Member Priority and Local District Priority Projects and Amend the Facilities Services Division Strategic Execution Plan to Incorporate Therein (June 2, 2022)
- **2022-27** – 33 Projects to Provide Critical Replacements and Upgrades of School Building/Site Systems and Components and Amend the Facilities Services Division Strategic Execution Plan to Incorporate Therein (June 2, 2022)
- **2022-28** – Three Charter School Facilities Upgrade Projects and Amend the Facilities Services Division Strategic Execution Plan to Incorporate Therein (June 2, 2022)
- **2022-29** – Three Charter School Facilities Upgrade Projects and Amend the Facilities Services Division Strategic Execution Plan to Incorporate Therein (June 2, 2022)
- **2022-30** – 24th Street Early Education Center Outdoor Classroom and Campus Upgrade Project and Amend the Facilities Services Division Strategic Execution Plan to Incorporate Therein (June 2, 2022)
- **2022-31** – Kennedy High School Comprehensive Modernization Project to Include the Upgrade of the Running Track, Long Jump & High Jump Facilities and Amend the Facilities Services Division Strategic Execution Plan to Incorporate Therein (June 2, 2022)

IV. Resolutions Not Adopted

- **2022-22** – 2022-2023 Education Code Section 47614 (Proposition 39) Facilities Renovation Effort and Amend the Facilities Services Division Strategic Execution Plan to Incorporate Therein - NOT ADOPTED (April 28, 2022)

V. Receipt of Reports and Correspondence

April 28, 2022 BOC Meeting

- Introduction and Welcome – LAUSD Superintendent (Information Only)
- Consolidated Monthly Program Status Report (data through 03/15/2022)
- Technical Evaluation Report of Fredrick Towers Inc. - 135th Street Elementary School Paving and Low Impact Development Project (Information Only)
- Closeout Report on the Open Data Project (Information Only)
- Chief Facilities Executive's Report

June 2, 2022 BOC Meeting

- Consolidated Monthly Program Status Report (data through 04/15/2022)
- ITD BOC Quarterly Program Status Report Q4 2021 (January 1 – March 31, 2022) (Information Only)

VI. BOC Member Activities

- On May 20, 2022, Rachel Greene, Tenth District PTSA, attended the Eagle Rock High School Auditorium Renovation Project Ribbon-Cutting Ceremony.
- On May 26, 2022, Margaret Fuentes, LAUSD Student Parent representative, attended the Fremont High School Wellness Center Ribbon-Cutting Ceremony.

VII. Board of Education Presentations

- None

VIII. Task Force/Subcommittee Activities

- 2021 Task Force Regarding Bond Program Performance and Financial Audits

IX. LAUSD Bond Program Status: School Upgrade Program (SUP)

The District bond program is composed of multiple “managed programs” funded by District Bond Measures BB (1997), K (2002), R (2004), Y (2005), Q (2008), RR (2020) and state bond funds and developer fees.

On November 3, 2020, voters approved Measure RR allocating an additional \$7 billion for the LAUSD bond program. On August 24, 2021, the Board of Education approved the implementation of Measure RR funding and priorities into its operational framework.

The current managed program is the Updated School Upgrade Program (SUP) adopted by the Board of Education on August 24, 2021. The Updated SUP is composed of 16 program categories, known as “spending targets,” with a total budget of approximately \$13.7 billion.¹ The Updated SUP is primarily funded by District Bond Q and RR. The majority of SUP projects, approximately \$12 billion, or 88% of the total SUP budget, is managed by the Facilities Services Division (FSD).²

Specific bond program projects are included in the SUP where funds are available within spending targets and after they are approved by the Board of Education. Projects (scope, schedule and budget) are proposed as Strategic Execution Plan (SEP) amendments. Proposed projects are first considered by the BOC for recommendation, and then presented to the Board of Education for approval.

FSD Quarterly Program Expenditures and Change Order Rate:

- Total quarterly FSD bond fund expenditures by month: April 2022 - \$82.9M, May 2022 - \$88.5 and June 2022 was not available at time of publication of this report.
- As of June 15, 2022, the cumulative change order rate for all project types was 12.33%.

See section “III. Resolutions Adopted” in this report for a summary of SUP proposed projects considered by the BOC this quarter. All BOC meeting materials and proposed project reports are available at www.laschools.org/bond.

X. Committee Member—Appointments/Resignations/Elections

- Jeffrey Fischbach (CA Tax Reform Association) reappointed BOC member on June 24, 2022.
- Neelura Bell (CA Charter Schools Association) termed out on June 9, 2022.
- Clarence Montecarlo (Tenth District PTSA) termed out on June 23, 2022.
- Scott Pansky (LA Area Chamber of Commerce) appointed BOC member on April 5, 2022.

¹ As of 3/31/22. The total LAUSD bond program includes approved projects which are managed within the Updated SUP and “legacy” programs. Legacy programs include the Capital Improvement Program (CIPR), the New Construction Program, the Modernization Program and the BB Program. The majority of projects included in legacy programs have achieved substantial completion, been closed out, reassigned to other managed programs, or remain active only for the purpose of resolving outstanding claims or other administrative or legal issues.

² Bond program projects are managed in the LAUSD organization according to project type and staff expertise in the following divisions: Facilities Services Division (FSD), Information Technology Division (ITD), Transportation Services Division (TSD), Chief Financial Officer (CFO) and Office of the Inspector General (OIG).

- Rachel Greene (Tenth District PTSA) termed out on June 23, 2022.
- Laura Baz (LAUSD Student Parent) became ineligible to serve on the BOC on June 30, 2022.
- Tracy Bartley (31st District PTSA) resigned on June 1, 2022.
- The annual election of BOC officers and BOC Executive Committee took place at the June 2, 2022 BOC meeting.

XI. BOC Budget

The BOC's Annual Budget for the July 1, 2021-June 30, 2022 Fiscal Year is \$612,155.00. District budget and expenditure data for the 4th Quarter had not yet been finalized at the time of this publication. As such, the BOC will report 4th Quarter budget and expenditure data as soon as it becomes available.

	FY 21/22 Budget	Expenditures		YTD% of Budget Expended
		4th Quarter (FY)	YTD	
Professional Service Contracts	\$220,296	\$-	\$-	-%
Office	\$391,859	\$-	\$-	-%
Totals	\$612,155	\$-	\$-	-%

XII. BOC Member Requests

- None

Fourth Quarter Report (April 1 through June 30) for fiscal year 2021/2022 approved and submitted by staff on August 11, 2022.

/Timothy Popejoy/

Timothy Popejoy

Administrator

Bond Oversight Committee

EXHIBIT 1

Bond Oversight Committee Meeting Attendance for 4th Quarter of FY 2021-22 Ending June 2022

<u>Name</u>	April 28, 2022 Regular Meeting	June 2, 2022 Regular Meeting
Ayala, Celia** (Early Education Coalition)		
Bartley, Tracy (31st District PTSA)	○	-
Baz, Laura* (LAUSD Student Parent)	●	●
Bell, Neelura (CA Charter School Association)	●	○
Boggio, Chad** (L.A. Co. Federation of Labor AFL-CIO)		
Fischbach, Jeffrey (CA Tax Reform Association)	●	○
Fuentes, Margaret (LAUSD Student Parent)	●	●
Greene, Rachel* (Tenth District PTSA)	●	●
Hamner, D. Michael (American Institute of Architects)	○	●
Hannan, Chris* (L.A. Co. Federation of Labor AFL-CIO)	●	●
Im, Hyepin (L.A. City Controller's Office)	○	●
Linschoten, Susan* (L.A. County Auditor/Controller's Office)	●	●
Monteclaro, Clarence** (Tenth District PTSA)		
Pansky, Scott (L.A. Area Chamber of Commerce)	●	●
Pope McDowell, Jennifer (L.A. City Mayor's Office)	●	○
Rowles, Samantha** (LAUSD Student Parent)		
Sandoval-Gonzalez, Araceli* (Early Education Coalition)	○	●
Sobalvarro, Dolores (AARP)	○	●
Uy, Roger (Assoc. General Contractors of CA)	○	--
Yee, Connie** (L.A. County Auditor/ Controller's Office)		

● = Present ○ = Absent

-- = Non-Committee Member at time of Meeting

*Primary Member

**Alternate Member (Attendance box left blank if not needed to serve as alternate)

EXHIBIT 2

**Los Angeles Unified School District
School Construction Bond Citizens' Oversight Committee**

FY 2021-22 Year End Summary - By The Numbers

<u>Item</u>	<u>Number</u>
Projects Considered	717
Dollar Value of Projects Considered	\$963,187,383
Resolutions Considered	57
Resolutions Approved	54
Resolutions Not Approved	3
FSD Reports	9
ITD Reports	8
OIG Reports	5
PC Reports	1
Superintendent Reports	1
External Auditor Reports	2
Task Force Items	8
Member Trainings	1
New Members	6
Departing Members	6

<u>Types of Projects Considered</u>	<u>Number</u>	<u>Dollar Value</u>
Major Modernizations	10	\$45,824,219
Critical Repairs	144	\$434,257,187
Cafeteria Upgrades	0	\$0
WHALE	7	\$9,822,415
ADA	6	\$42,062,434
Charter School Facilities	77	\$52,346,448
Early Ed Facilities	23	\$40,942,370
Adult Ed Facilities	1	\$448,163
BMP/LDP	140	\$9,666,162
Capital Improvement (Legacy)	46	\$4,210,533
Technology (ITD)	262	\$290,207,452
Transportation (TSD)	1	\$33,400,000
Total, All Projects	717	\$963,187,383

AGENDA ITEM

#3

LOS ANGELES UNIFIED SCHOOL DISTRICT

SCHOOL CONSTRUCTION BOND CITIZENS' OVERSIGHT COMMITTEE

Margaret Fuentes, Chair

LAUSD Student Parent

D. Michael Hamner, Vice-Chair

American Institute of Architects

Jennifer McDowell, Secretary

L.A. City Mayor's Office

Susan Linschoten, Executive Committee

L.A. Co. Auditor-Controller's Office

Scott Pansky, Executive Committee

L.A. Area Chamber of Commerce

Jeffrey Fischbach

CA Tax Reform Assn.

Chris Hannan

L.A. Co. Federation of Labor AFL-CIO

Hyepin Im

L.A. City Controller's Office

Samantha Rowles

LAUSD Student Parent

Araceli Sandoval-Gonzalez

Early Education Coalition

Dolores Sobalvarro

AARP

Celia Ayala (Alternate)

Early Education Coalition

Chad Boggio (Alternate)

L.A. Co. Federation of Labor AFL-CIO

Connie Yee (Alternate)

L.A. Co. Auditor-Controller's Office

Vacant

31st District PTSA

Vacant

Assoc. General Contractors of CA

Vacant

CA Charter School Association

Vacant

Tenth District PTSA

Joseph P. Buchman – Legal Counsel

Burke, Williams & Sorensen, LLP

Lori Raineri and Keith Weaver – Oversight Consultants

Government Financial Strategies

Timothy Popejoy

Bond Oversight Administrator

Perla Zitle

Bond Oversight Coordinator

RESOLUTION 2022-32

BOARD REPORT NO. 008-22/23

**RECOMMENDING BOARD APPROVAL TO DEFINE AND APPROVE 31
BOARD MEMBER PRIORITY AND LOCAL DISTRICT PRIORITY PROJECTS
AND AMEND THE FACILITIES SERVICES DIVISION STRATEGIC
EXECUTION PLAN TO INCORPORATE THEREIN**

WHEREAS, District Staff proposes that the Board of Education define and approve 31 Board Member Priority and Local District Priority projects (as listed on Attachment A of Board Report No. 008-22/23), and amend the Facilities Services Division (Facilities) Strategic Execution Plan (SEP) to incorporate therein, and authorize the Chief Procurement Officer and/or the Chief Facilities Executive and/or their designee(s), to make any purchases associated with these projects. The total combined budget for these projects is \$1,780,794; and

WHEREAS, Projects are developed at the discretion of the Board Districts and/or Local Districts based upon an identified need with support from Facilities Services Division staff and input from school administrators; and

WHEREAS, District Staff have determined that the proposed projects are consistent with the District's commitment to address unmet school facilities needs and provide students with a safe and healthy learning environment; and

WHEREAS, Funding for the 31 projects will come from Board Member Priority Funds and Local District Priority Funds; and

WHEREAS, District Staff has concluded that this proposed Facilities SEP amendment will facilitate Los Angeles Unified's ability to successfully complete the Facilities SEP.

RESOLUTION 2022-32

RECOMMENDING BOARD APPROVAL TO DEFINE AND APPROVE 31 BOARD MEMBER PRIORITY AND LOCAL DISTRICT PRIORITY PROJECTS AND AMEND THE FACILITIES SERVICES DIVISION STRATEGIC EXECUTION PLAN TO INCORPORATE THEREIN

NOW, THEREFORE, BE IT RESOLVED THAT:

1. The School Construction Bond Citizens' Oversight Committee recommends that the Board of Education define and approve 31 Board Member Priority and Local District Priority projects, with a combined budget of \$1,780,794, and amend the Facilities SEP to incorporate therein, as described in Board Report No. 008-22/23, a copy of which is attached hereto in the form it was presented to the BOC and is incorporated herein by reference.
2. This resolution shall be transmitted to the Los Angeles Unified School District Board of Education and posted on the Oversight Committee's website.
3. The District is directed to track the above recommendation and to report on the adoption, rejection, or pending status of the recommendations as provided in section 6.2 of the Charter and Memorandum of Understanding between the Oversight Committee and the District.

ADOPTED on August 11, 2022, by the following vote:

AYES:

ABSTENTIONS:

NAYS:

ABSENCES:

Margaret Fuentes
Chair

D. Michael Hamner
Vice-Chair



Board of Education Report

File #: Rep-008-22/23, **Version:** 1

Define and Approve 31 Board Member Priority and Local District Priority Projects and Amend the Facilities Services Division Strategic Execution Plan to Incorporate Therein

August 30, 2022

Facilities Services Division

Action Proposed:

Define and approve 31 Board Member Priority (BMP) and Local District Priority (LDP) projects, as listed on Attachment A, and amend the Facilities Services Division (Facilities) Strategic Execution Plan (SEP) to incorporate therein. The total budget for these projects is \$1,780,794.

Authorize the Chief Procurement Officer and/or the Chief Facilities Executive and/or their designee(s) to execute all instruments necessary, as legally permissible, to implement the proposed projects, including budget modifications and the purchase of equipment and materials.

Background:

Projects are developed at the discretion of the Board Districts and/or Local Districts based upon an identified need. These projects are developed with support from Facilities Services Division staff and input from school administrators.

Project scopes, schedules, and budgets may vary depending on site conditions and needs. All projects must be capital in nature and adhere to bond language and laws.

Expected Outcomes:

Execution of these projects will help improve the learning environment for students, teachers, and staff.

Board Options and Consequences:

Adoption of the proposed action will allow staff to execute the projects listed on Attachment A. Failure to approve this proposed action will delay the projects and ultimately the anticipated benefit to the school and its students.

Policy Implications:

The requested actions are consistent with the Board-Prioritized Facilities Programs for BMP and LDP projects and the District's commitment to address unmet school facilities needs and provide students with a safe and healthy learning environment.

Budget Impact:

The total combined budget for the 31 projects is \$1,780,794. Four projects are funded by Bond Program funds earmarked specifically for LDP projects. Twenty-seven projects are funded by Bond Program funds earmarked specifically for BMP projects.

Each project budget was prepared based on the current information known and assumptions about the project scope, site conditions, and market conditions. Individual project budgets will be reviewed throughout the planning, design, and construction phases as new information becomes known or unforeseen conditions arise and will be adjusted accordingly to enable the successful completion of each project.

Student Impact:

The projects proposed in this Board Report will upgrade, modernize, and/or improve school facilities to enhance the safety and educational quality of our students' learning environment.

Issues and Analysis:

This report includes a number of time-sensitive, small to medium-sized projects that have been deemed critical by Board Members and/or Local Districts and school administrators.

Bond Oversight Committee Recommendations:

This item was considered by the School Construction Bond Citizen's Oversight Committee (BOC) at its meeting on August 11, 2022. Staff has concluded that this proposed Facilities SEP amendment is in alignment with BOC recommendations and will facilitate Los Angeles Unified's ability to successfully implement the Facilities SEP.

Attachments:

Attachment A - Board Member Priority and Local District Priority Projects

Attachment B - BOC Resolution

Informatives:

None.

Submitted:

8/3/2022

ATTACHMENT A

BOARD MEMBER PRIORITY AND LOCAL DISTRICT PRIORITY PROJECTS

Item	BD	LD	School	Project Description	Managed Program	Project Budget	Anticipated Construction Start	Anticipated Construction Completion
1	1	W	52nd St. ES	Install water bottle filling station	BMP	\$ 22,264	Q4-2022	Q1-2023
2	1	W	Carthay Center ES	Install water bottle filling station	BMP	\$ 21,895	Q1-2023	Q2-2023
3	3	NE	Van Nuys HS	Install video surveillance (CCTV) system	BMP	\$ 300,876	Q1-2023	Q2-2023
4	3	NE	Van Nuys MS	Provide classroom furniture	BMP	\$ 9,184	Q4-2022	Q1-2023
5	3	NW	Anatola ES	Provide exterior lunch tables	BMP	\$ 11,811	Q4-2022	Q1-2023
6	3	NW	Cohasset ES	Provide exterior lunch tables	BMP	\$ 47,310	Q4-2022	Q1-2023
7	3	NW	Enadia Way Technology Charter ES	Install swing gates at parking lot	BMP	\$ 35,592	Q4-2022	Q1-2023
8	3	NW	Henry MS	Upgrade shop classroom to dance studio	BMP	\$ 96,272	Q3-2022	Q2-2023
9	3	NW	Lemay ES	Provide new STEAM lab	BMP ¹	\$ 66,813	Q4-2022	Q1-2023
10	3	NW	Lockhurst Charter ES	Install video surveillance (CCTV) system	BMP	\$ 53,075	Q4-2022	Q1-2023
11	4	NW	Reseda ES	Provide furniture for multi-sensory classroom	BMP	\$ 40,930	Q4-2022	Q1-2023
12	4	W	Broadway ES	Provide chairs for auditorium	BMP	\$ 18,200	Q3-2022	Q4-2022
13	4	W	Twain MS	Install water bottle filling station	BMP	\$ 25,000	Q4-2022	Q1-2023
14	4	W	Vine ES	Install water bottle filling stations	BMP	\$ 40,992	Q4-2022	Q1-2023
15	4	W	Westwood Charter ES	Install water bottle filling station	BMP	\$ 25,000	Q4-2022	Q1-2023
16	5	C	Clifford ES	Install video surveillance (CCTV) system	BMP ²	\$ 46,866	Q4-2022	Q1-2023
17	5	C	Kim Academy	Provide perimeter fencing	LDP ³	\$ 31,300	Q4-2022	Q1-2023
18	5	C	Santee Education Complex	Install new secure entry system	BMP	\$ 41,855	Q4-2022	Q1-2023
19	5	C	West Adams Preparatory HS	Secure video surveillance (CCTV) system console	BMP	\$ 33,072	Q4-2022	Q1-2023
20	5	E	South East HS	Install video surveillance (CCTV) system	BMP	\$ 97,111	Q4-2022	Q2-2023
21	5	E	State ES	Add cameras to video surveillance (CCTV) system	BMP	\$ 16,679	Q4-2022	Q1-2023
22	5	W	Harvard ES	Install new chain link fence	BMP	\$ 45,495	Q4-2022	Q1-2023
23	5	W	Le Conte MS	Install video surveillance (CCTV) system	LDP ⁴	\$ 77,804	Q4-2022	Q2-2023

ATTACHMENT A

BOARD MEMBER PRIORITY AND LOCAL DISTRICT PRIORITY PROJECTS

Item	BD	LD	School	Project Description	Managed Program	Project Budget	Anticipated Construction Start	Anticipated Construction Completion
24	6	NE	Coldwater Canyon ES	Install video surveillance (CCTV) system	BMP ⁵	\$ 85,941	Q4-2022	Q2-2023
25	6	NE	Dyer ES	Install new electronic, free-standing marquee	LDP ⁶	\$ 35,523	Q1-2023	Q2-2023
26	6	NE	Fair EEC	Provide interactive displays	BMP	\$ 18,223	Q3-2022	Q4-2022
27	7	S	Annalee ES	Provide new play structures	BMP ⁷	\$ 181,726	Q4-2022	Q1-2023
28	7	S	Banneker Special Education Center	Install infrastructure to support culinary class equipment	LDP	\$ 18,618	Q4-2022	Q1-2023
29	7	S	Carson HS	Install new secure entry system	BMP ⁸	\$ 35,024	Q4-2022	Q1-2023
30	7	S	Curtiss MS	Install new secure entry system	BMP ⁹	\$ 33,096	Q1-2023	Q2-2023
31	7	S	Miramonte ES	Install new video surveillance (CCTV) system	BMP ¹⁰	\$ 167,247	Q4-2022	Q2-2023
TOTAL						\$ 1,780,794		

¹(Lemay ES) Although this is a Board District 3 (BD3) BMP project, Local District Northwest (LDNW) will contribute \$33,000 towards this budget. The amount will be transferred from LDNW's spending target to the BD3 spending target.

²(Clifford ES) Although this is a Board District 5 BMP project, the school will contribute \$30,000 towards the budget, which is not part of the budget presented here. This approval is for the bond-funded portion only.

³(Kim Academy) Although this is a Local District Central (LDC) LDP project, Board District 5 (BD5) will contribute \$16,000 towards this budget. The amount will be transferred from BD5's spending target to the LDC spending target.

⁴(Le Conte MS) Although this is a Local District West LDP project, the school will contribute \$20,000 towards the budget, which is not part of the budget presented here. This approval is for the bond-funded portion only.

⁵(Coldwater Canyon ES) Although this is a Board District 6 (BD6) BMP project, Local District Northeast (LDNE) will contribute \$36,000 towards this budget. The amount will be transferred from LDNE's spending target to the BD6 spending target. Additionally, the school will contribute \$25,000 towards the budget, which is not part of the budget presented here. This approval is for the bond-funded portion only.

⁶(Dyer ES) Although this is a Local District Northeast LDP project, the school will contribute \$32,000 towards the budget, which is not part of the budget presented here. This approval is for the bond-funded portion only.

⁷(Annalee ES) Although this is a Board District 7 (BD7) BMP project, Local District South (LDS) will contribute \$91,000 towards this budget. The amount will be transferred from LDS' spending target to the BD7 spending target.

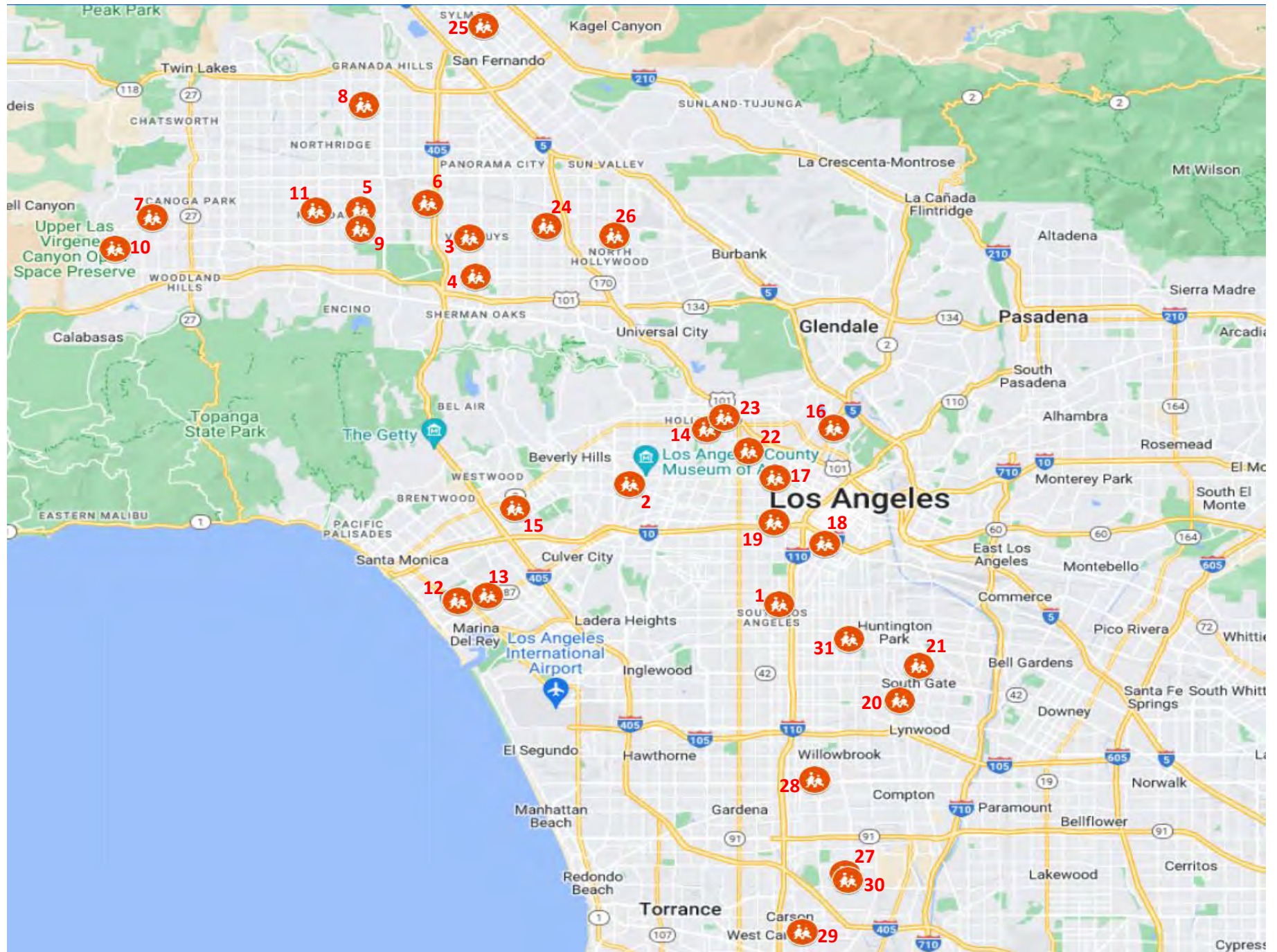
⁸(Carson HS) Although this is a Board District 7 (BD7) BMP project, Local District South (LDS) will contribute \$18,000 towards this budget. The amount will be transferred from LDS' spending target to the BD7 spending target.

⁹(Curtiss MS) Although this is a Board District 7 (BD7) BMP project, Local District South (LDS) will contribute \$17,000 towards this budget. The amount will be transferred from LDS' spending target to the BD7 spending target.

¹⁰(Miramonte ES) Although this is a Board District 7 (BD7) BMP project, Local District South (LDS) will contribute \$84,000 towards this budget. The amount will be transferred from LDS' spending target to the BD7 spending target.

MAP OF BOARD MEMBER PRIORITY AND LOCAL DISTRICT PRIORITY PROJECTS

(Prepared by BOC Staff)



1. 52nd Street Elementary School (K-5) 816 W 51st St, Los Angeles, CA 90037 323-753-3175; 52nd Street Elementary LAUSD School Search (schoolmint.net) ; Student Enrollment: 616; Local District West in Board District 1; South Mid-City COS	9. Lemay Street Elementary School (K-5) 17520 Vanowen St, Lake Balboa, CA 91406 818-343-4696; Lemay Street Elementary LAUSD School Search (schoolmint.net) ; Student Enrollment: 335; Local District Northwest in Board District 3; Reseda COS	17. Young Oak Kim Academy (6-8) 615 S Shatto Pl, Los Angeles, CA 90005 323-756-1419; Young Oak Kim Academy LAUSD School Search (schoolmint.net) ; Student Enrollment: 817; Local District Central in Board District 5; Koreatown/Pico-Union COS	25. Dyer Street Elementary School (K-5) 14500 Dyer St, Sylmar, CA 91342 818-367-1932; Dyer Street Elementary LAUSD School Search (schoolmint.net) ; Student Enrollment: 578; Local District Northeast in Board District 6; San Fernando/Sylmar COS
2. Carthay Elementary of Environmental Studies Magnet (K-5) 6351 W Olympic Blvd, Los Angeles CA, 90048; 323-935-8173; Carthay Elementary of Environmental Studies Magnet LAUSD School Search (schoolmint.net) ; Student Enrollment: 309 students in Magnet; Local District West in Board District 1; Hamilton COS	10. Lockhurst Dr. Charter Elementary School (K-5) 6170 Lockhurst Dr, Woodland Hills, CA 91367 818-888-5280; Lockhurst Drive Charter Elementary LAUSD School Search (schoolmint.net) ; Student Enrollment: 473; Local District Northwest in Board District 3; Taft COS	18. Santee Education Complex (9-12) 1921 S Maple Ave, Los Angeles, CA 90011 213-763-1000; Santee Education Complex LAUSD School Search (schoolmint.net) ; Student Enrollment: 1,740; Local District Central in Board District 5; South Los Angeles COS	26. Fair Avenue Early Education Center (Preschool) 11300 Kittridge St, North Hollywood, CA 91606; 818-985-1790; Fair Avenue Early Education Center LAUSD School Search (schoolmint.net) ; Student Enrollment: 57; Local District Northeast in Board District 6; North Hollywood/Valley Village COS
3. Van Nuys High School (9-12) 6535 Cedros Ave, Van Nuys, CA, 91411 818-778-6800; Van Nuys Senior High LAUSD School Search (schoolmint.net) ; Student Enrollment: 2,430 (1,295 students in Magnet); Local District Northeast in Board District 3; Van Nuys/Valley Glen COS	11. Reseda Elementary School (K-5) 7265 Amigo Ave, Reseda, CA 91335 818-343-1312; Reseda Elementary LAUSD School Search (schoolmint.net) ; Student Enrollment: 406; Local District Northwest in Board District 4; Reseda COS	19. West Adams Preparatory High School (9-12) 1500 W Washington Bl, Los Angeles, CA 90007 323-373-2500; West Adams Preparatory Senior High LAUSD School Search (schoolmint.net) ; Student Enrollment: 1,113 (143 in Magnet); Local District Central in Board District 5; Ktown/Pico-Union COS	27. Annalee Avenue Elementary School (K-6) 19410 S Annalee Ave, Carson, CA 90746 310-537-4740; Annalee Avenue Elementary LAUSD School Search (schoolmint.net) ; Student Enrollment: 198 (65 in Magnet); Local District South in Board District 7; Carson COS
4. Van Nuys Middle School (6-8) 5435 Vesper Ave, Van Nuys, CA 91411 818-267-5900; Van Nuys Middle School LAUSD School Search (schoolmint.net) ; Student Enrollment: 886 (250 students in Magnet); Local District Northeast in Board District 3; Van Nuys/Valley Glen COS	12. Broadway Elementary School (K-5) 1015 Lincoln Blvd, Venice, CA 90291 310-392-4944; Broadway Elementary LAUSD School Search (schoolmint.net) ; Student Enrollment: 490 students in Dual Language; Local District West in Board District 4; Venice COS	20. South East High School (9-12) 2720 Tweedy Blvd, South Gate, CA 90280 323-568-3400; South East Senior High LAUSD School Search (schoolmint.net) ; Student Enrollment: 1,928 (449 in students in Magnet); Local District East in Board District 5; South Gate COS	28. Benjamin Banneker Career and Transition Center (12) 14024 S San Pedro St, Los Angeles, CA 90061; 310-324-6668; Benjamin Banneker Career and Transition Center LAUSD School Search (schoolmint.net) ; Student Enrollment: 159; Local District South in Board District 7; Gardena COS
5. Anatola Avenue Elementary School (K-5) 7364 Anatola Ave, Lake Balboa, CA 91406 818-343-8733; Anatola Avenue Elementary LAUSD School Search (schoolmint.net) ; Student Enrollment: 284; Local District Northwest in Board District 3; Cleveland COS	13. Mark Twain Middle School (6-8) 2224 Walgrove Ave, Los Angeles, CA 90066 310-305-3100; Mark Twain Middle School LAUSD School Search (schoolmint.net) ; Student Enrollment: 855 (156 in Magnet); Local District West in Board District 4; Venice COS	21. State Street Elementary School (K-5) 3211 Santa Ana St, South Gate, CA 90280 323-582-7358; State Street Elementary LAUSD School Search (schoolmint.net) ; Student Enrollment: 368 (58 in dual Language); Local District East in Board District 5; South Gate COS	29. Carson High School (9-12) 22328 S Main St, Carson, CA, 90745 310-847-6000; Carson Senior High LAUSD School Search (schoolmint.net) ; Student Enrollment: 1,415 (60 in Magnet); Local District South in Board District 7; Carson COS
6. Cohasset Street Elementary School (K-5) 15810 Saticoy St, Lake Balboa, CA 91406 818-787-2113; Cohasset Street Elementary LAUSD School Search (schoolmint.net) ; Student Enrollment: 431 (124 students in dual language); Local District Northwest in Board District 3; Monroe COS	14. Vine Street Elementary School (K-6) 955 N Vine St, Los Angeles, CA 90038 323-469-0877; Vine Street Elementary LAUSD School Search (schoolmint.net) ; Student Enrollment: 290; Local District West in Board District 4; Hollywood COS	22. Harvard Elementary School (K-5) 330 N Harvard Blvd, Los Angeles, CA 90004 323-953-4540; Harvard Elementary LAUSD School Search (schoolmint.net) ; Student Enrollment: 272 (49 students in dual language); Local District West in Board District 5; Hollywood COS	30. Curtiss Middle School (6-8) 1254 E Helmick St, Carson, CA, 90746 310-661-4500; Glenn Hammond Curtiss Middle School LAUSD School Search (schoolmint.net) ; Student Enrollment: 359 (206 students in Magnet); Local District South in Board District 7; Carson COS
7. Enadia Way Technology Charter (K-5) 22944 Enadia Way, West Hills, CA 91307 818-595-3900; Enadia Way Technology Charter LAUSD School Search (schoolmint.net) ; Student Enrollment: 206; Local District Northwest in Board District 3; Canoga Park/Chatsworth COS	15. Westwood Charter Elementary School (K-5) 2050 Selby Ave, Los Angeles, CA 90025 310-474-7788; Westwood Charter Elementary LAUSD School Search (schoolmint.net) ; Student Enrollment: 643; Local District West in Board District 4; West LA COS	23. Joseph Le Conte Middle School (6-8) 1316 N Bronson Ave, Hollywood, CA 90028 323-308-1700; Joseph Le Conte Middle School LAUSD School Search (schoolmint.net) ; Student Enrollment: 607 (199 students in Magnet); Local District West in Board District 5; Hollywood COS	31. Miramonte Elementary School (K-5) 1400 E 68th St, Los Angeles, CA, 90001 323-583-1257; Miramonte Elementary LAUSD School Search (schoolmint.net) ; Student Enrollment: 639 (241 students in dual language); Local District South in Board District 7; Rivera COS
8. Patrick Henry Middle School (6-8) 17340 San Jose St, Granada Hills, CA 91344 818-832-3870; Patrick Henry Middle School LAUSD School Search (schoolmint.net) ; Student Enrollment: 1,050; Local District Northwest in Board District 3; Kennedy/NAHS/VAAS COS	16. Clifford Street Math & Technology Magnet (K-5) 2150 Duane St, Los Angeles, CA 90039 323-663-0474; Clifford Street Math & Technology Magnet LAUSD School Search (schoolmint.net) ; Student Enrollment: 106; Local District Central in Board District 5; Glassell Park/Los Feliz COS	24. Coldwater Canyon Elementary School (K-5) 6850 Coldwater Canyon Ave, North Hollywood, CA 91605; 818-765-6634; Coldwater Canyon Elementary LAUSD School Search (schoolmint.net) ; Student Enrollment: 603 (69 students in dual language); Local District Northeast in Board District 6; VN/Val Gln COS	

Note: Data per LAUSD Open Portal, Student Enrollment as of 2021-2022. Enrollment: Number does not include Independent Charter Schools. This indicator represents the number of students enrolled in transitional kindergarten through twelfth grade on Norm Day. Norm Day is generally the fifth Friday of the school year and has been designated by the District as the official count day for the allocation of various school resources. These counts include pre-kindergarten special education students enrolled in LA Unified elementary schools.

AGENDA ITEM

#4

LOS ANGELES UNIFIED SCHOOL DISTRICT

SCHOOL CONSTRUCTION BOND CITIZENS' OVERSIGHT COMMITTEE

Margaret Fuentes, Chair

LAUSD Student Parent

D. Michael Hamner, Vice-Chair

American Institute of Architects

Jennifer McDowell, Secretary

L.A. City Mayor's Office

Susan Linschoten, Executive Committee

L.A. Co. Auditor-Controller's Office

Scott Pansky, Executive Committee

L.A. Area Chamber of Commerce

Jeffrey Fischbach

CA Tax Reform Assn.

Chris Hannan

L.A. Co. Federation of Labor AFL-CIO

Hyepin Im

L.A. City Controller's Office

Samantha Rowles

LAUSD Student Parent

Araceli Sandoval-Gonzalez

Early Education Coalition

Dolores Sobalvarro

AARP

Celia Ayala (Alternate)

Early Education Coalition

Chad Boggio (Alternate)

L.A. Co. Federation of Labor AFL-CIO

Connie Yee (Alternate)

L.A. Co. Auditor-Controller's Office

Vacant

31st District PTSA

Vacant

Assoc. General Contractors of CA

Vacant

CA Charter School Association

Vacant

Tenth District PTSA

Joseph P. Buchman – Legal Counsel

Burke, Williams & Sorensen, LLP

Lori Raineri and Keith Weaver – Oversight Consultants

Government Financial Strategies

Timothy Popejoy

Bond Oversight Administrator

Perla Zitle

Bond Oversight Coordinator

RESOLUTION 2022-33

BOARD REPORT NO. 009-22/23

RECOMMENDING BOARD APPROVAL TO DEFINE AND APPROVE 127 PROJECTS TO PROVIDE CRITICAL REPLACEMENTS AND UPGRADES OF SCHOOL BUILDING/SITE SYSTEMS AND COMPONENTS AND AMEND THE FACILITIES SERVICES DIVISION STRATEGIC EXECUTION PLAN TO INCORPORATE THEREIN

WHEREAS, District Staff proposes that the Board of Education define and approve 127 projects that address critical replacement and upgrade needs at schools with a budget of \$73,069,993 (the "Projects") as described in Board Report 009-22/23 attached hereto, and amend the Facilities Services Division (Facilities) Strategic Execution Plan (SEP) to incorporate therein, and authorize the Chief Procurement Officer and/or the Chief Facilities Executive, and/or their designee(s), to execute all instruments necessary to implement the Projects; and

WHEREAS, Projects developed under the School Upgrade Program category of need, Critical Replacements and Upgrades of School Building/Site Systems and Components, will replace failing building systems that create safety concerns and are disruptive to school operations; and

WHEREAS, The Projects are consistent with the Los Angeles Unified School District (Los Angeles Unified or District)'s long-term goal to address unmet school facilities needs and significantly improve the conditions of aging and deteriorating school facilities as described in Los Angeles Unified local bond measures; and

WHEREAS, District Staff has determined that the Projects are necessary to improve student health, safety and educational quality; and

Bond Oversight Committee

333 S. Beaudry Avenue, 23rd Floor, Los Angeles, CA 90017 ♦ Phone: 213. 241.5183 ♦ www.laschools.org/bond

RESOLUTION 2022-33

RECOMMENDING BOARD APPROVAL TO DEFINE AND APPROVE 127 PROJECTS TO PROVIDE CRITICAL REPLACEMENTS AND UPGRADES OF SCHOOL BUILDING/SITE SYSTEMS AND COMPONENTS AND AMEND THE FACILITIES SERVICES DIVISION STRATEGIC EXECUTION PLAN TO INCORPORATE THEREIN

WHEREAS, the Board of Education's approval of the Projects will authorize District Staff to proceed with the expenditure of bond funds to undertake the Projects in accordance with the provisions set forth in Los Angeles Unified local bond measures K, R, Y, Q, and RR; and

WHEREAS, District Staff has concluded that this proposed Facilities SEP amendment will facilitate Los Angeles Unified's ability to successfully complete the Facilities SEP.

NOW, THEREFORE, BE IT RESOLVED THAT:

1. The School Construction Citizens' Bond Oversight Committee recommends that the Board of Education define and approve 127 projects that address critical replacement and upgrade needs at schools, with a combined budget of \$73,069,993, and amend the Facilities SEP to incorporate therein, as described in Board Report 009-22/23, a copy of which is attached hereto in the form it was presented to the BOC and is incorporated herein by reference.
2. This resolution shall be transmitted to the Los Angeles Unified School District Board of Education and posted on the Oversight Committee's website.
3. The District is directed to track the above recommendation and to report on the adoption, rejection, or pending status of the recommendations as provided in section 6.2 of the Charter and Memorandum of Understanding between the Oversight Committee and the District.

ADOPTED on August 11, 2022, by the following vote:

AYES:

ABSTENTIONS:

NAYS:

ABSENCES:

Margaret Fuentes
Chair

D. Michael Hamner
Vice-Chair



Board of Education Report

File #: Rep-009-22/23, **Version:** 1

Define and Approve 127 Projects to Provide Critical Replacements and Upgrades of School Building/Site Systems and Components and Amend the Facilities Services Division Strategic Execution Plan to Incorporate Therein

August 30, 2022

Facilities Services Division

Action Proposed:

Define and approve 127 projects to provide critical replacements and upgrades of school building/site systems and components, as listed on Attachments A and B, and amend the Facilities Services Division (Facilities) Strategic Execution Plan (SEP) to incorporate therein. The total combined budget for the 127 projects is \$73,069,993.

Authorize the Chief Procurement Officer and/or the Chief Facilities Executive and/or their designee(s) to execute all instruments necessary, as legally permissible, to implement the proposed projects, including budget modifications and the purchase of equipment and materials.

Background:

Priorities for the expenditure of capital funding are evaluated to ensure the District's most pressing priorities are being addressed. More than 70 percent of Los Angeles Unified School District (Los Angeles Unified or District) school buildings were built more than 50 years ago, and more than \$50 billion of unfunded school facilities needs have been identified Districtwide, and these needs grow every year. As the District's capital needs far exceed available funding, the most pressing unfunded critical needs will continue to be addressed based on an evaluation of known facilities conditions and needs at schools. Projects developed under this category of need, Critical Replacements and Upgrades of School Building/Site Systems and Components, will replace failing building systems that create safety concerns and are disruptive to school operations. Systems in the worst condition, especially those that pose a safety hazard and/or will negatively impact school operations and other building systems if not addressed, will be addressed first.

The project proposals contained in this Board Report align with these priorities. Attachment A includes seven projects to replace failing building systems that create safety concerns and are disruptive to school operations. Attachment B includes 120 projects to provide new secure entry systems.

Expected Outcomes:

Staff anticipates that the Board of Education will define and approve 127 projects that address critical replacement and upgrade needs and amend the Facilities SEP to incorporate therein. Approval will authorize staff to proceed with the implementation of the proposed projects to improve student health, safety and educational quality.

Board Options and Consequences:

Adoption of the proposed action will authorize staff to proceed with the expenditure of Bond Program funds to undertake the project proposals in accordance with the provisions set forth in Los Angeles Unified local bond

measures K, R, Y, Q, and RR. If the proposed action is not approved, Bond Program funds will not be expended, and critical replacement and upgrade needs will remain unaddressed.

Policy Implications:

The proposal is consistent with the Los Angeles Unified's long-term goal to address unmet school facilities needs and significantly improve the conditions of aging and deteriorating school facilities as described in Los Angeles Unified local bond measures. Moreover, the proposed secure entrance projects support the *Protecting Our Students and School Sites* Board Resolution (Res-032-17/18).

Budget Impact:

The total combined budget for the 127 projects is \$73,069,993. The projects will be funded with Bond Program funds earmarked specifically for critical replacements and upgrades of school building/site systems and components.

Each project budget was prepared based on the current information known and assumptions about the project scope, site conditions, and market conditions. Individual project budgets will be reviewed throughout the planning, design, and construction phases as new information becomes known or unforeseen conditions arise and will be adjusted accordingly to enable the successful completion of each project.

Student Impact:

Approval of the proposed projects enables the District to continue our ongoing efforts to undertake facilities improvements that help ensure students are provided with safe school environments that promote teaching and learning.

Issues and Analysis:

It may be necessary to undertake feasibility studies, site analysis, scoping, and/or due diligence activities on the proposed projects prior to initiating design. As necessary, the Office of Environmental Health and Safety (OEHS) will evaluate the proposed projects in accordance with the California Environmental Quality Act (CEQA) to ensure compliance. If through the planning and design process it is determined that the proposed project scope(s) will not sufficiently address the critical needs identified, the project scope, schedule and budget will be revised accordingly.

Bond Oversight Committee Recommendations:

This item was considered by the School Construction Bond Citizen's Oversight Committee (BOC) at its meeting on August 11, 2022. Staff has concluded that this proposed Facilities SEP amendment is in alignment with BOC recommendations and will facilitate Los Angeles Unified's ability to successfully implement the Facilities SEP.

Attachments:

Attachment A - Projects to Replace Failing Building Systems that Create Safety Concerns and are Disruptive to School Operations

Attachment B - Projects to Provide New Secure Entry Systems

Attachment C - BOC Resolution

Informatives:
Not Applicable

Submitted:
8/3/2022



LOS ANGELES UNIFIED SCHOOL DISTRICT
Board of Education Report
Attachment A

Projects to Replace Failing Building Systems that Create Safety Concerns and are Disruptive to School Operations

- 1. Chatsworth Charter High School – Project to Provide New Heating, Ventilation, and Air Conditioning Systems**
 - *Local District Northwest, Board District 3 – Schmerelson*
 - *Project Background and Scope* – This project is to provide new heating, ventilation, and air conditioning (HVAC) systems campus-wide.
Project Budget -- \$52,527,074
 - *Project Schedule* – Construction is anticipated to begin in Q1 2025 and conclude in Q2 2028.
- 2. Cowan Avenue Elementary School – Project to Provide Slope Remediation and Asphalt Paving**
 - *Local District West, Board District 4 – Melvoin*
 - *Project Background and Scope* – This project is to provide new drainage, foundation, and perimeter fencing, rails and poles to prevent further slope erosion along the northwest of the main playground. In addition, the project will replace approximately 18,900 square feet of asphalt pavement on the playground, regrade for proper drainage, repair cracks, spalling, and local settlement at the pavement.
 - *Project Budget* -- \$2,957,057
 - *Project Schedule* – Construction is anticipated to begin in Q3 2024 and conclude in Q3 2025.
- 3. Robert F. Kennedy Community Schools – Project to Replace Synthetic Turf Fields**
 - *Local District Central, Board District 5 – Goldberg*
 - *Project Background and Scope* – This project is to replace approximately 72,000 square feet of synthetic turf on the soccer field, approximately 50,000 square feet of synthetic turf on the multi-purpose playfield, and replace the track around the multi-purpose playfield.
 - *Project Budget* -- \$7,632,721
 - *Project Schedule* – Construction is anticipated to begin in Q2 2024 and conclude in Q4 2025.
- 4. Clover Avenue Elementary School – Project to Provide New Roofing**
 - *Local District West, Board District 1 – McKenna*
 - *Project Background and Scope* – This project is to provide approximately 52,250 square feet of new roofing at 20 buildings, including the installation of new gutters and downspouts, and painting of affected areas.
 - *Project Budget* -- \$1,127,881
 - *Project Schedule* – Construction is anticipated to begin in Q3 2023 and conclude in Q2 2024.
- 5. Odyssey Continuation High School – Project to Provide New Roofing**
 - *Local District East, Board District 5 – Goldberg*
 - *Project Background and Scope* – This project is to provide approximately 13,200 square feet of new roofing at one building, including the installation of new gutters and downspouts, and painting of affected areas.
 - *Project Budget* -- \$328,824
 - *Project Schedule* – Construction is anticipated to begin in Q3 2023 and conclude in Q1 2024.



LOS ANGELES UNIFIED SCHOOL DISTRICT
Board of Education Report
Attachment A

6. Walter Reed Middle School – Project to Provide New Roofing

- *Local District Northeast, Board District 3 – Schmerelson*
- *Project Background and Scope* – This project is to provide approximately 59,200 square feet of new roofing at 16 buildings, including the installation of new gutters and downspouts, skylights, and painting of affected areas.
- *Project Budget* -- \$1,340,124
- *Project Schedule* – Construction is anticipated to begin in Q3 2023 and conclude in Q2 2024.

7. William Howard Taft Charter High School – Project to Provide New Roofing

- *Local District Northwest, Board District 4 – Melvoin*
- *Project Background and Scope* – This project is to provide approximately 100,730 square feet of new roofing at seven buildings, including the installation of new gutters and downspouts, and painting of affected areas.
- *Project Budget* -- \$1,900,518
- *Project Schedule* – Construction is anticipated to begin in Q3 2023 and conclude in Q2 2024.



LOS ANGELES UNIFIED SCHOOL DISTRICT
Board of Education Report

Attachment B
Projects to Provide New Secure Entry Systems

#	BD	LD	Cost Center	School	Project Budget*	Anticipated Construction Start	Anticipated Construction Completion
1	1	South	1402001	Bakewell PC	\$31,930	Q3 2022	Q4 2022
2	1	West	1312301	Clover ES	\$45,000	Q3 2022	Q4 2022
3	1	West	1598601	Palms ES	\$45,000	Q3 2022	Q4 2022
4	1	West	1465801	YES Academy at Hyde Park ES	\$45,000	Q3 2022	Q4 2022
5	2	Central	1708201	10th St. ES	\$45,000	Q3 2022	Q4 2022
6	2	Central	1550501	9th St. ES	\$45,000	Q3 2022	Q4 2022
7	2	Central	1238601	Del Olmo ES	\$45,000	Q3 2022	Q4 2022
8	2	Central	1864301	Franklin HS	\$45,000	Q3 2022	Q4 2022
9	2	Central	1238501	Gratts Learning Academy for Young Scholars	\$45,000	Q3 2022	Q4 2023
10	2	Central	1324701	Plasencia ES	\$45,000	Q3 2022	Q4 2023
11	2	East	1453401	Hillside ES	\$45,000	Q3 2022	Q4 2023
12	2	East	1737001	Utah Span School	\$45,000	Q3 2022	Q4 2023
13	3	Northeast	1740101	Cardenas ES	\$45,000	Q3 2022	Q4 2023
14	3	Northeast	1282201	Carpenter Community Charter ES	\$45,000	Q3 2022	Q4 2023
15	3	Northeast	1295901	Chandler Learning Academy	\$45,000	Q3 2022	Q4 2023
16	3	Northeast	1316401	Colfax Charter ES	\$45,000	Q3 2022	Q4 2023
17	3	Northeast	1472601	Kester ES	\$45,000	Q3 2022	Q4 2023
18	3	Northeast	1669901	Sherman Oaks Charter ES	\$45,000	Q3 2022	Q4 2023
19	3	Northwest	1211701	Andasol ES	\$45,000	Q3 2022	Q4 2023
20	3	Northwest	1226901	Balboa Gifted/High Ability Magnet ES	\$45,000	Q3 2022	Q4 2023
21	3	Northwest	1232301	Bassett ES	\$45,000	Q3 2022	Q4 2023
22	3	Northwest	1275301	Canoga Park ES	\$45,000	Q3 2022	Q4 2023
23	3	Northwest	1276701	Cantara ES	\$45,000	Q3 2022	Q4 2023
24	3	Northwest	1313701	Cohasset ES	\$45,000	Q3 2022	Q4 2023
25	3	Northwest	1334001	Darby ES	\$45,000	Q3 2022	Q4 2023

*Projects budgets of \$45,000 are based on the average cost for similar completed projects. Site-specific detailed scopes have not been fully developed yet. Obtaining project approvals now will allow for immediate purchase of long lead-time items and will accelerate the completion of all secure entrance projects.



LOS ANGELES UNIFIED SCHOOL DISTRICT
Board of Education Report

Attachment B
Projects to Provide New Secure Entry Systems

#	BD	LD	Cost Center	School	Project Budget*	Anticipated Construction Start	Anticipated Construction Completion
26	3	Northwest	1354501	El Oro Way Charter for Enriched Studies	\$41,692	Q3 2022	Q4 2023
27	3	Northwest	1361001	Enadia Way Technology Charter	\$45,000	Q3 2022	Q4 2023
28	3	Northwest	1411001	Gault ES	\$45,000	Q3 2022	Q4 2023
29	3	Northwest	1423301	Granada ES	\$45,000	Q3 2022	Q4 2023
30	3	Northwest	1445201	Haskell STEAM Magnet ES	\$45,000	Q3 2022	Q4 2023
31	3	Northwest	1447301	Haynes Charter for Enriched Studies	\$45,000	Q3 2022	Q4 2023
32	3	Northwest	1476201	Knollwood Preparatory Academy ES	\$45,000	Q3 2022	Q4 2023
33	3	Northwest	1953001	Lemay EEC	\$45,000	Q3 2022	Q4 2023
34	3	Northwest	1191001	Miller Career & Transition Center	\$45,000	Q3 2022	Q4 2023
35	3	Northwest	1545901	Nevada ES	\$45,000	Q3 2022	Q4 2023
36	3	Northwest	1230301	Porter Ranch Community School	\$45,000	Q3 2022	Q4 2023
37	3	Northwest	1689001	Stagg ES	\$45,000	Q3 2022	Q4 2023
38	3	Northwest	1698601	Sunny Brae ES	\$45,000	Q3 2022	Q4 2023
39	3	Northwest	1700701	Superior Charter ES	\$45,000	Q3 2022	Q4 2023
40	3	Northwest	1742201	Van Gogh Charter ES	\$45,000	Q3 2022	Q4 2023
41	3	Northwest	1783601	Winnetka ES	\$45,000	Q3 2022	Q4 2023
42	4	Northwest	1243801	Bertrand ES	\$45,000	Q3 2022	Q4 2023
43	4	Northwest	1361601	Encino Charter ES	\$45,000	Q3 2022	Q4 2023
44	4	Northwest	1402701	Fullbright ES	\$39,056	Q3 2022	Q4 2023
45	4	Northwest	1405501	Garden Grove ES	\$45,000	Q3 2022	Q4 2023
46	4	Northwest	1452101	Hesby Oaks Leadership Charter	\$45,000	Q3 2022	Q4 2023
47	4	Northwest	1190801	Leichman Career Preparatory & Transition Center	\$45,000	Q3 2022	Q4 2023
48	4	Northwest	1194701	Lokrantz Special Education Center	\$45,000	Q3 2022	Q4 2023

*Projects budgets of \$45,000 are based on the average cost for similar completed projects. Site-specific detailed scopes have not been fully developed yet. Obtaining project approvals now will allow for immediate purchase of long lead-time items and will accelerate the completion of all secure entrance projects.



LOS ANGELES UNIFIED SCHOOL DISTRICT
Board of Education Report

Attachment B
Projects to Provide New Secure Entry Systems

#	BD	LD	Cost Center	School	Project Budget*	Anticipated Construction Start	Anticipated Construction Completion
49	4	Northwest	1740201	Mosk ES	\$45,000	Q3 2022	Q4 2023
50	4	Northwest	1547901	Newcastle ES	\$38,915	Q3 2022	Q4 2023
51	4	Northwest	1884201	Sherman Oaks Center for Enriched Studies	\$45,000	Q3 2022	Q4 2023
52	4	Northwest	1704101	Tarzana ES	\$45,000	Q3 2022	Q4 2023
53	4	Northwest	1789001	Woodland Hills Charter ES	\$32,181	Q3 2022	Q4 2023
54	4	West	1274101	Community Magnet Charter ES	\$45,000	Q3 2022	Q4 2023
55	4	West	1326001	Cowan ES	\$45,000	Q3 2022	Q4 2023
56	4	West	1469901	Kenter Canyon Charter ES	\$45,000	Q3 2022	Q4 2023
57	4	West	1588901	Open Magnet Charter ES	\$45,000	Q3 2022	Q4 2023
58	5	Central	1727401	20th St. ES	\$40,148	Q3 2022	Q4 2023
59	5	Central	1236901	RFK Community Schools - Ambassador School - Global Education	\$45,000	Q3 2022	Q4 2023
60	5	Central	1778301	RFK Community Schools - New Open World Academy	\$45,000	Q3 2022	Q4 2023
61	5	Central	1778001	RFK Community Schools - UCLA Community School	\$45,000	Q3 2022	Q4 2023
62	5	Central	1195501	Salvin Special Education	\$45,000	Q3 2022	Q4 2023
63	5	Central	1857701	Sotomayor Learning Academies	\$45,000	Q3 2022	Q4 2023
64	5	East	1321001	Madison ES	\$45,000	Q3 2022	Q4 2023
65	5	East	1464001	Walnut Park ES	\$32,212	Q3 2022	Q4 2023
66	5	East	1230901	Willow ES	\$32,709	Q3 2022	Q4 2023
67	6	Northeast	1216401	Apperson ES	\$45,000	Q3 2022	Q4 2023
68	6	Northeast	1220501	Arminta ES	\$45,000	Q3 2022	Q4 2023
69	6	Northeast	1232901	Beachy ES	\$45,000	Q3 2022	Q4 2023
70	6	Northeast	1248601	Brainard ES	\$45,000	Q3 2022	Q4 2023
71	6	Northeast	1382901	Broadous ES	\$45,000	Q3 2022	Q4 2023
72	6	Northeast	1265801	Burton ES	\$45,000	Q3 2022	Q4 2023

*Projects budgets of \$45,000 are based on the average cost for similar completed projects. Site-specific detailed scopes have not been fully developed yet. Obtaining project approvals now will allow for immediate purchase of long lead-time items and will accelerate the completion of all secure entrance projects.



LOS ANGELES UNIFIED SCHOOL DISTRICT
Board of Education Report

Attachment B
Projects to Provide New Secure Entry Systems

#	BD	LD	Cost Center	School	Project Budget*	Anticipated Construction Start	Anticipated Construction Completion
73	6	Northeast	1278101	Canterbury ES	\$45,000	Q3 2022	Q4 2023
74	6	Northeast	1501601	Coughlin ES	\$45,000	Q3 2022	Q4 2023
75	6	Northeast	1349301	Dyer ES	\$45,000	Q3 2022	Q4 2023
76	6	Northeast	1354101	El Dorado ES	\$45,000	Q3 2022	Q4 2023
77	6	Northeast	1814201	Fulton College Preparatory School	\$45,000	Q3 2022	Q4 2023
78	6	Northeast	1419201	Glenwood ES	\$45,000	Q3 2022	Q4 2023
79	6	Northeast	1443101	Harding ES	\$45,000	Q3 2022	Q4 2023
80	6	Northeast	1451501	Herrick ES	\$45,000	Q3 2022	Q4 2023
81	6	Northeast	1739901	Korenstein ES	\$45,000	Q3 2022	Q4 2023
82	6	Northeast	1534201	Monlux ES	\$45,000	Q3 2022	Q4 2023
83	6	Northeast	1539701	Morningside ES	\$45,000	Q3 2022	Q4 2023
84	6	Northeast	1540401	Mountain View ES	\$45,000	Q3 2022	Q4 2023
85	6	Northeast	1589401	Osceola ES	\$45,000	Q3 2022	Q4 2023
86	6	Northeast	1619201	Ranchito ES	\$45,000	Q3 2022	Q4 2023
87	6	Northeast	1645201	San Fernando ES	\$45,000	Q3 2022	Q4 2023
88	6	Northeast	1357401	Sendak ES	\$45,000	Q3 2022	Q4 2023
89	6	Northeast	1666501	Sharp ES	\$45,000	Q3 2022	Q4 2023
90	6	Northeast	1697301	Sunland ES	\$45,000	Q3 2022	Q4 2023
91	6	Northeast	1701401	Sylmar ES	\$45,000	Q3 2022	Q4 2023
92	6	Northeast	1740801	Sylmar Leadership Academy	\$45,000	Q3 2022	Q4 2023
93	6	Northeast	1738401	Valerio ES	\$45,000	Q3 2022	Q4 2023
94	6	Northeast	1789501	Valley Oaks Center for Enriched Studies	\$45,000	Q3 2022	Q4 2023
95	6	Northeast	1746601	Vena ES	\$45,000	Q3 2022	Q4 2023
96	6	Northeast	1754801	Vinedale ES	\$45,000	Q3 2022	Q4 2023
97	6	Northeast	1740001	Vista del Valle Dual Language Academy	\$45,000	Q3 2022	Q4 2023
98	6	Northwest	1739801	Alta California ES	\$45,000	Q3 2022	Q4 2023
99	6	Northwest	1413001	Gledhill ES	\$45,000	Q3 2022	Q4 2023
100	6	Northwest	1479001	Lassen ES	\$45,000	Q3 2022	Q4 2023
101	6	Northwest	1487001	Liggett ES	\$45,000	Q3 2022	Q4 2023

*Projects budgets of \$45,000 are based on the average cost for similar completed projects. Site-specific detailed scopes have not been fully developed yet. Obtaining project approvals now will allow for immediate purchase of long lead-time items and will accelerate the completion of all secure entrance projects.



LOS ANGELES UNIFIED SCHOOL DISTRICT
Board of Education Report

Attachment B
Projects to Provide New Secure Entry Systems

#	BD	LD	Cost Center	School	Project Budget*	Anticipated Construction Start	Anticipated Construction Completion
102	6	Northwest	1560401	Panorama City ES	\$45,000	Q3 2022	Q4 2023
103	6	Northwest	1357601	Parks Learning Center	\$45,000	Q3 2022	Q4 2023
104	6	Northwest	1612301	Plummer ES	\$45,000	Q3 2022	Q4 2023
105	6	Northwest	1647901	San Jose ES	\$45,000	Q3 2022	Q4 2023
106	7	South	1587701	135th St. ES	\$32,824	Q3 2022	Q4 2023
107	7	South	1582201	153rd St. ES	\$45,000	Q3 2022	Q4 2023
108	7	South	1575301	186th St. ES	\$45,000	Q3 2022	Q4 2023
109	7	South	1732901	232nd Pl. ES	\$45,000	Q3 2022	Q4 2023
110	7	South	1194101	Banneker Career & Transition Center	\$33,770	Q3 2022	Q4 2023
111	7	South	1281501	Caroldale Learning Community	\$45,000	Q3 2022	Q4 2023
112	7	South	1345201	Dolores ES	\$45,000	Q3 2022	Q4 2023
113	7	South	1346601	Dominguez ES	\$45,000	Q3 2022	Q4 2023
114	7	South	1404101	Gardena ES	\$32,321	Q3 2022	Q4 2023
115	7	South	1434201	Halldale ES	\$36,075	Q3 2022	Q4 2023
116	7	South	1442501	Harbor City ES	\$45,000	Q3 2022	Q4 2023
117	7	South	1482901	Leapwood ES	\$45,000	Q3 2022	Q4 2023
118	7	South	1734201	Meyler ES	\$31,489	Q3 2022	Q4 2023
119	7	South	1703501	Taper ES	\$30,472	Q3 2022	Q4 2023
120	7	South	1741901	Van Deene ES	\$45,000	Q3 2022	Q4 2023
Total					\$5,255,794		

*Projects budgets of \$45,000 are based on the average cost for similar completed projects. Site-specific detailed scopes have not been fully developed yet. Obtaining project approvals now will allow for immediate purchase of long lead-time items and will accelerate the completion of all secure entrance projects.

Bond Oversight Committee Meeting:

August 11, 2022

Board of Education Meeting:

August 30, 2022

Critical Replacements and Upgrades of School Building/Site Systems and Components

#	SITE	PROJECT TYPE	PROJECT DESCRIPTION	BOARD DIST	LOCAL DIST	PROJECT COST
<i>Projects to Provide New Secure Entry Systems</i>						
1 to 120	120 Sites District-wide	Secure Entry	New Secure Entry System	Various	Various	\$5,255,794
<i>Projects to Replace Failing Building Systems that Create Safety Concerns and are Disruptive to School Operations</i>						
121	Chatsworth Charter HS	HVAC	New HVAC	3	Northwest	\$52,527,074
122	Cowan ES	Slope Remediation & Paving	Slope Remediation & Asphalt Paving	4	West	\$2,957,057
123	RFK Community Schools	Synthetic Turf	Replace Synthetic Turf Field	5	Central	\$7,632,721
124	Clover ES	Roofing	New Roofing	1	West	\$1,127,881
125	Odyssey Continuation HS	Roofing	New Roofing	5	East	\$328,824
126	Reed MS	Roofing	New Roofing	3	Northeast	\$1,340,124
127	Taft Charter HS	Roofing	New Roofing	4	Northwest	\$1,900,518
				TOTAL		\$73,069,993

Chatsworth Charter High School

Project to Provide New Heating, Ventilation, and Air Conditioning Systems

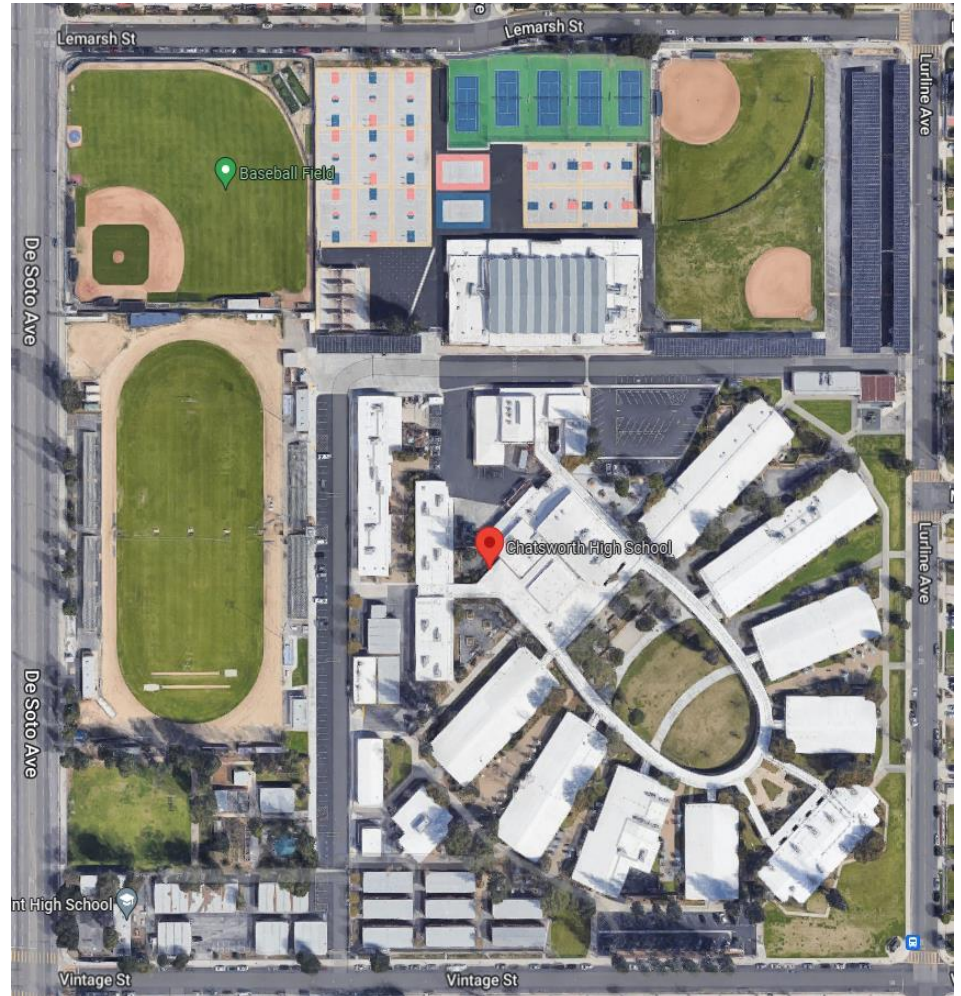
*Local District Northwest,
Board District 3 – Schmerelson*

Project Background and Scope –

This project is to provide new heating, ventilation, and air conditioning (HVAC) systems campus-wide.

Project Budget -- \$52,527,074

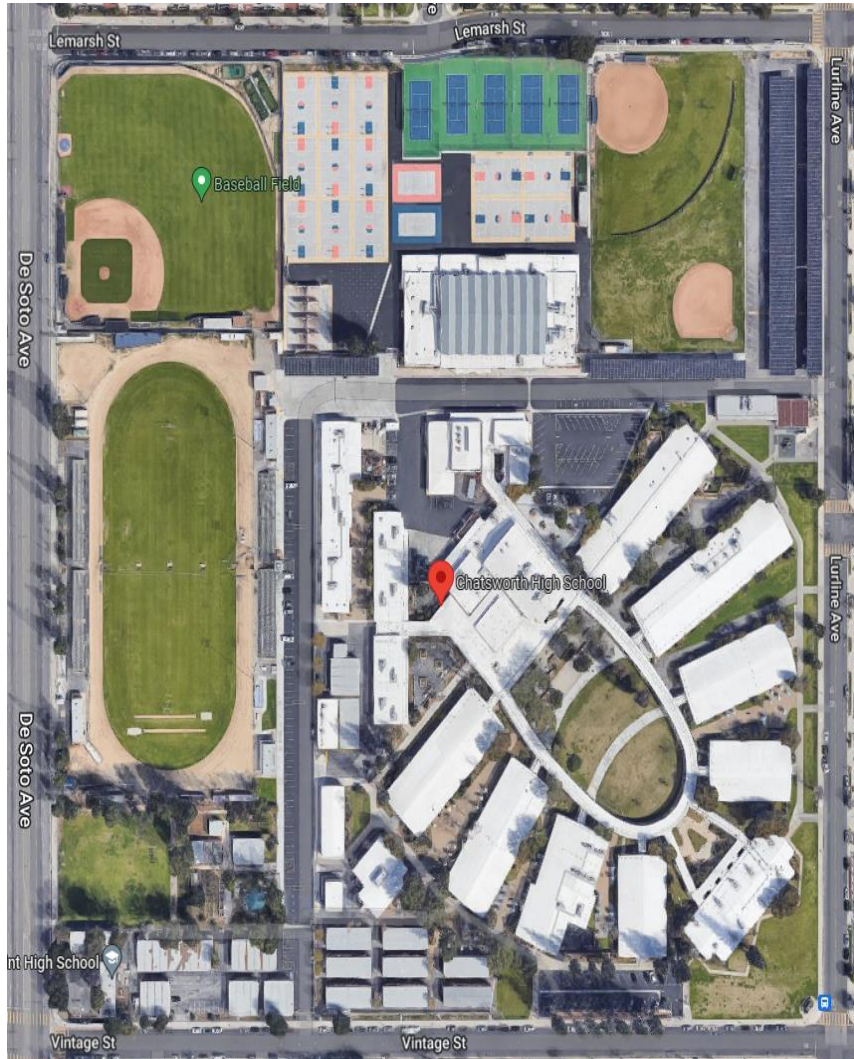
Project Schedule – Construction is anticipated to begin in Q1 2025 and conclude in Q2 2028.



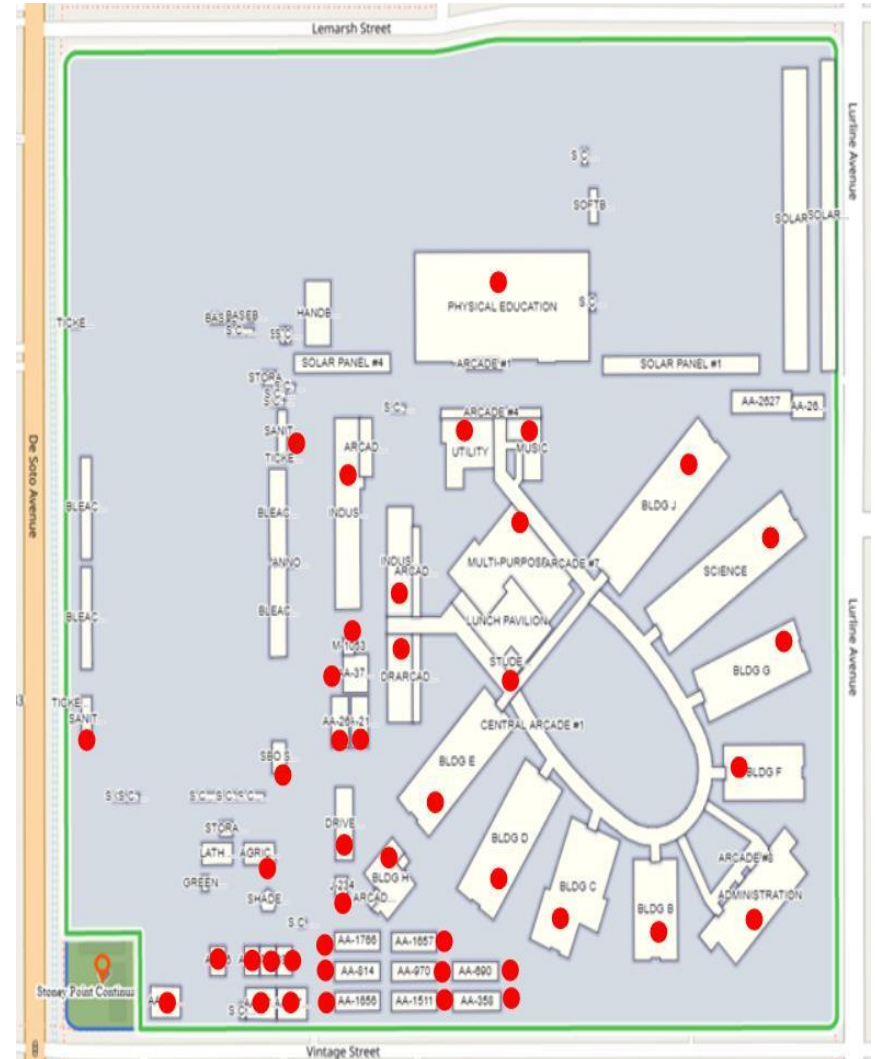
**Chatsworth Charter High School
37.5 Acre Site**

Chatsworth Charter High School

Project to Provide New Heating, Ventilation, and Air Conditioning Systems



Aerial View



● Buildings Receiving New HVAC

Chatsworth Charter High School

Project to Provide New Heating, Ventilation, and Air Conditioning Systems



Heat/Vent Unit in Fan Room



Equipment in Gym Attic



Kitchen Hood without Fire Suppression System



Heat Pumps at Bungalow Building

Cowan Avenue Elementary School

Project to Provide Slope Remediation and Asphalt Paving

Local District West, Board District 4 – Melvoin

Project Background and Scope – This project is to provide new drainage, foundation, and perimeter fencing, rails and poles to prevent further slope erosion along the northwest of the main playground. In addition, the project will replace approximately 18,900 square feet of asphalt pavement on the playground, regrade for proper drainage, repair cracks, spalling, and local settlement at the pavement.

Project Budget -- \$2,957,057

Project Schedule – Construction is anticipated to begin in Q3 2024 and conclude in Q3 2025.



Erosion at Slope



Deteriorated Asphalt at Slope



Aerial View of Slope Erosion

Robert F. Kennedy Community Schools

Project to Replace Synthetic Turf Fields

Local District Central, Board District 5 – Goldberg

Project Background and Scope – This project is to replace approximately 72,000 square feet of synthetic turf on the soccer field, approximately 50,000 square feet of synthetic turf on the multi-purpose playfield, and replace the track around the multi-purpose playfield.

Project Budget -- \$7,632,721

Project Schedule – Construction is anticipated to begin in Q2 2024 and conclude in Q4 2025.



Multi-Purpose Playfield



Soccer Field



Track Surrounding Multi-Purpose Field

Clover Avenue Elementary School

Project to Provide New Roofing

Local District West, Board District 1 – McKenna

Project Background and Scope – This project is to provide approximately 52,250 square feet of new roofing at 20 buildings, including the installation of new gutters and downspouts, and painting of affected areas.

Project Budget -- \$1,127,881

Project Schedule – Construction is anticipated to begin in Q3 2023 and conclude in Q2 2024.



Building AA-3660



Arcade #1



Arcade Lunch Pavilion

Odyssey Continuation High School

Project to Provide New Roofing

Local District East, Board District 5 – Goldberg

Project Background and Scope – This project is to provide approximately 13,200 square feet of new roofing at one building, including the installation of new gutters and downspouts, and painting of affected areas.

Project Budget -- \$328,824

Project Schedule – Construction is anticipated to begin in Q3 2023 and conclude in Q1 2024.



Deteriorated Roofing



Deteriorated Roofing



Deteriorated Roofing

Walter Reed Middle School

Project to Provide New Roofing

Local District Northeast, Board District 3 – Schmerelson

Project Background and Scope – This project is to provide approximately 59,200 square feet of new roofing at 16 buildings, including the installation of new gutters and downspouts, skylights, and painting of affected areas.

Project Budget -- \$1,340,124


Project Schedule – Construction is anticipated to begin in Q3 2023 and conclude in Q2 2024.



Arcade #1



Cafeteria Building



Drafting Building

William Howard Taft Charter High School

Project to Provide New Roofing

Local District Northwest, Board District 4 – Melvoin

Project Background and Scope – This project is to provide approximately 100,730 square feet of new roofing at seven buildings, including the installation of new gutters and downspouts, and painting of affected areas.

Project Budget -- \$1,900,518

Project Schedule – Construction is anticipated to begin in Q3 2023 and conclude in Q2 2024.



E Building



B Building



D Building

AGENDA ITEM

#5

LOS ANGELES UNIFIED SCHOOL DISTRICT

SCHOOL CONSTRUCTION BOND CITIZENS' OVERSIGHT COMMITTEE

Margaret Fuentes, Chair

LAUSD Student Parent

D. Michael Hamner, Vice-Chair

American Institute of Architects

Jennifer McDowell, Secretary

L.A. City Mayor's Office

Susan Linschoten, Executive Committee

L.A. Co. Auditor-Controller's Office

Scott Pansky, Executive Committee

L.A. Area Chamber of Commerce

Jeffrey Fischbach

CA Tax Reform Assn.

Chris Hannan

L.A. Co. Federation of Labor AFL-CIO

Hyepin Im

L.A. City Controller's Office

Samantha Rowles

LAUSD Student Parent

Araceli Sandoval-Gonzalez

Early Education Coalition

Dolores Sobalvarro

AARP

Celia Ayala (Alternate)

Early Education Coalition

Chad Boggio (Alternate)

L.A. Co. Federation of Labor AFL-CIO

Connie Yee (Alternate)

L.A. Co. Auditor-Controller's Office

Vacant

31st District PTSA

Vacant

Assoc. General Contractors of CA

Vacant

CA Charter School Association

Vacant

Tenth District PTSA

Joseph P. Buchman – Legal Counsel

Burke, Williams & Sorensen, LLP

Lori Raineri and Keith Weaver – Oversight Consultants

Government Financial Strategies

Timothy Popejoy

Bond Oversight Administrator

Perla Zitle

Bond Oversight Coordinator

RESOLUTION 2022-34

BOARD REPORT NO. 010-22/23

RECOMMENDING BOARD APPROVAL TO DEFINE AND APPROVE NINE PROJECTS TO PROVIDE CHARTER SCHOOL FACILITIES UPGRADES AND AMEND THE FACILITIES SERVICES DIVISION STRATEGIC EXECUTION PLAN TO INCORPORATE THEREIN

WHEREAS, District Staff proposes that the Board of Education define and approve nine projects to provide upgrades for Los Angeles Unified School District (Los Angeles Unified or District) facilities currently occupied by charter schools (charter facilities upgrade projects), as described in Board Report 010-22/23 attached hereto, for a combined budget of \$1,259,520, and amend the Facilities Services Division (Facilities) Strategic Execution Plan (SEP) to incorporate therein, and authorize the Chief Procurement Officer and/or the Chief Facilities Executive, and/or their designee(s), to execute all instruments necessary to implement the Projects; and

WHEREAS, Projects developed under the School Upgrade Program (SUP) category of need upgrade, modernize, and replace aging and deteriorating school facilities, update technology, and address facilities inequities in order to help improve student health, safety and educational quality; and

WHEREAS, The SUP includes a spending target entitled "*Charter School Facilities Upgrades and Expansions*." Projects developed under this category of need are included in the Facilities SEP; and

WHEREAS, Charter school facilities upgrade projects are subject to assessment of the conditions and needs of the school building/site systems and components of District facilities operated by a charter school(s), input from charter school community, and development of an implementation plan by District staff; and

RESOLUTION 2022-34

RECOMMENDING BOARD APPROVAL TO DEFINE AND APPROVE NINE PROJECTS TO PROVIDE CHARTER SCHOOL FACILITIES UPGRADES AND AMEND THE FACILITIES SERVICES DIVISION STRATEGIC EXECUTION PLAN TO INCORPORATE THEREIN

WHEREAS, the Board of Education's approval of the nine charter facilities upgrade projects will authorize District staff to proceed with the implementation of the proposed projects to improve student health, safety; and

WHEREAS, The proposal is consistent with Los Angeles Unified's long-term goal to address unmet school facilities needs and significantly improve the conditions of aging and deteriorating school facilities as described in Los Angeles Unified local bond measures; and

WHEREAS, The projects will be funded with Bond Program funds earmarked specifically for charter school facilities upgrades and expansions; and

WHEREAS, District staff has concluded that this proposed Facilities SEP amendment will facilitate Los Angeles Unified's ability to successfully complete the Facilities SEP.

NOW, THEREFORE, BE IT RESOLVED THAT:

1. The School Construction Citizens' Bond Oversight Committee recommends that the Board of Education define and approve nine charter school facilities upgrade projects, with a combined budget of \$1,259,520, and amend the Facilities SEP to incorporate therein, as described in Board Report 010-22/23, a copy of which is attached hereto in the form it was presented to the BOC and is incorporated herein by reference.
2. This resolution shall be transmitted to the Los Angeles Unified School District Board of Education and posted on the Oversight Committee's website.
3. The District is directed to track the above recommendation and to report on the adoption, rejection, or pending status of the recommendations as provided in section 6.2 of the Charter and Memorandum of Understanding between the Oversight Committee and the District.

ADOPTED on August 11, 2022, by the following vote:

AYES:

ABSTENTIONS:

NAYS:

ABSENCES:

Margaret Fuentes
Chair

D. Michael Hamner
Vice-Chair



Board of Education Report

File #: Rep-010-22/23, Version: 1

Define and Approve Nine Charter School Facilities Upgrade Projects and Amend the Facilities Services Division Strategic Execution Plan to Incorporate Therein

August 30, 2022

Facilities Services Division

Action Proposed:

Define and approve nine projects to provide upgrades for Los Angeles Unified School District (Los Angeles Unified or District) facilities currently occupied by charter schools and amend the Facilities Services Division (Facilities) Strategic Execution Plan (SEP) to incorporate therein. The total combined budget for the nine projects, as listed on Attachment A, is \$1,259,520.

Authorize the Chief Procurement Officer and/or the Chief Facilities Executive and/or their designee(s) to execute all instruments necessary, as legally permissible, to implement the proposed projects, including budget modifications and the purchase of equipment and materials.

Background:

The School Upgrade Program (SUP) - the current phase of Los Angeles Unified's Bond Program - supports the development of projects that upgrade, modernize, and replace aging and deteriorating school facilities, update technology, and address facilities inequities in order to help improve student health, safety and educational quality. The SUP includes a spending target entitled "*Charter School Facilities Upgrades and Expansions*." Projects developed under this category of need are included in the Facilities SEP.

Charter school facilities upgrade projects developed under this category of need are subject to assessment of the conditions and needs of the school building/site systems and components of District facilities occupied by charter schools, input from the charter school community, and development of an implementation plan by District staff.

The project proposals contained in this Board Report will replace the synthetic turf football field at the El Camino Real Charter High School site and provide secure entry systems at eight other District sites occupied by charter schools. Please see Attachment A for additional details.

Expected Outcomes:

Staff anticipates that the Board of Education will define and approve nine charter school facilities upgrade projects and amend the Facilities SEP to incorporate therein. Approval will authorize staff to proceed with the implementation of the proposed projects to improve student health, safety and educational quality at District facilities currently occupied by charter schools.

Board Options and Consequences:

Adoption of the proposed action will authorize staff to proceed with the expenditure of Bond Program funds to undertake the project proposals in accordance with the provisions set forth in Los Angeles Unified local bond measures. If the proposed action is not approved, Bond Program funds will not be expended, and the school building/site system needs will remain unaddressed.

Policy Implications:

The proposal is consistent with Los Angeles Unified's long-term goal to address unmet school facilities needs and significantly improve the conditions of aging and deteriorating school facilities as described in Los Angeles Unified local bond measures. Moreover, the proposed secure entry systems projects align with the *Protecting Our Students and School Sites* Board Resolution (Res-032-17/18).

Budget Impact:

The total combined budget for the nine projects is \$1,259,520. The projects will be funded with Bond Program funds earmarked specifically for charter school facilities upgrades and expansions.

Each project budget was prepared based on the current information known and assumptions about the project scope, site conditions, and market conditions. Individual project budgets will be reviewed throughout the planning, design, and construction phases as new information becomes known or unforeseen conditions arise and will be adjusted accordingly to enable the successful completion of each project.

Student Impact:

The proposed projects continue Los Angeles Unified's ongoing efforts to undertake improvements at District facilities that help ensure students are provided with safe school environments that promote teaching and learning.

Issues and Analysis:

It may be necessary to undertake feasibility studies, site analyses, scoping, and/or due diligence activities on the proposed projects prior to initiating design. As necessary, the Office of Environmental Health and Safety (OEHS) will evaluate the proposed projects in accordance with the California Environmental Quality Act (CEQA) to ensure compliance. If through the planning and design process it is determined that a proposed project scope will not sufficiently address the critical needs identified, the project scope, schedule and budget will be revised accordingly.

Bond Oversight Committee Recommendations:

This item was considered by the School Construction Bond Citizen's Oversight Committee (BOC) at its meeting on August 11, 2022. Staff has concluded that this proposed Facilities SEP amendment is in alignment with BOC recommendations and will facilitate Los Angeles Unified's ability to successfully implement the Facilities SEP.

Attachments:

Attachment A - List of Charter School Facilities Upgrade Projects

Attachment B - BOC Resolution

Informatives:

None.

Submitted:

8/3/2022



LOS ANGELES UNIFIED SCHOOL DISTRICT
Board of Education Report
Attachment A

1. El Camino Real Charter High School – Project to Replace Synthetic Turf Field

- *Board District 3 – Schmerelson*
- *Project Background and Scope* – This project is to replace approximately 95,000 square feet of synthetic turf and infill on the football field, and it will be executed with a negotiated contract with the turf manufacturer.
- *Project Budget* – \$911,674
- *Project Schedule* – Construction is anticipated to begin in Q1 2023 and conclude in Q2 2023.

2. Eight (8) Projects to Provide New Secure Entry Systems

#	BD	Cost Center	School Site (Charter Occupant)	Project Budget*	Anticipated Construction Start	Anticipated Construction Completion
2	2	1239001	Gratts PC (Para Los Ninos Gratts PC)	\$45,000	Q3 2022	Q4 2023
3	4	1202001	Collier Street ES (CHIME Institute's Schwarzenegger Community School)	\$45,000	Q3 2022	Q4 2023
4	5	1201301	Accelerated Charter ES (Accelerated Charter ES)	\$45,000	Q3 2022	Q4 2023
5	5	1654801	Santa Monica Blvd. ES (Santa Monica Blvd. Community Charter ES)	\$45,000	Q3 2022	Q4 2023
6	6	1374701	Fenton Ave ES (Fenton Charter ES)	\$45,000	Q3 2022	Q4 2023
7	6	1597301	Pacoima ES (Pacoima Charter ES)	\$45,000	Q3 2022	Q4 2023
8	6	1745201	Vaughn Street ES (Vaughn Next Century Learning Center)	\$45,000	Q3 2022	Q4 2023
9	7	1225401	Juanita Tate ES (Aspire Tate Academy)	\$32,846	Q3 2022	Q4 2023
Total				\$347,846		

*Project budgets of \$45,000 are based on the average cost for similar completed projects. Site-specific detailed scopes have not been fully developed yet. Obtaining project approvals now will allow for immediate purchase of long lead time items and will accelerate the completion of all secure entrance projects.

Bond Oversight Committee Meeting:

August 11, 2022

Board of Education Meeting:

August 30, 2022

Charter School Facilities Upgrades

#	SITE	PROJECT TYPE	PROJECT DESCRIPTION	BOARD DIST	PROJECT COST
1	Gratts PC (Para Los Ninos Gratts PC)	Secure Entry	New Secure Entry System	2	\$45,000
2	Collier Street ES (CHIME Institute's Schwarzenegger Community School)	Secure Entry	New Secure Entry System	4	\$45,000
3	Accelerated Charter ES	Secure Entry	New Secure Entry System	5	\$45,000
4	Santa Monica Blvd. ES (Santa Monica Blvd. Community Charter ES)	Secure Entry	New Secure Entry System	5	\$45,000
5	Fenton Ave ES (Fenton Charter ES)	Secure Entry	New Secure Entry System	6	\$45,000
6	Pacoima ES (Pacoima Charter ES)	Secure Entry	New Secure Entry System	6	\$45,000
7	Vaughn Street ES (Vaughn Next Century Learning Center)	Secure Entry	New Secure Entry System	6	\$45,000
8	Juanita Tate ES (Aspire Tate Academy)	Secure Entry	New Secure Entry System	7	\$32,846
9	El Camino Real Charter HS	Synthetic Turf	Replace Synthetic Turf Field	3	\$911,674
				TOTAL	\$1,259,520

El Camino Real Charter High School

Project to Replace Synthetic Turf Field

Board District 3 – Schmerelson

Project Background and Scope – This project is to replace approximately 95,000 square feet of synthetic turf and infill on the football field, and it will be executed with a negotiated contract with the turf manufacturer.

Project Budget – \$911,674

Project Schedule – Construction is anticipated to begin in Q1 2023 and conclude in Q2 2023.



Infill on Surface



Worn Fabric



Matted Fabric

AGENDA ITEM

#6

LOS ANGELES UNIFIED SCHOOL DISTRICT

SCHOOL CONSTRUCTION BOND CITIZENS' OVERSIGHT COMMITTEE

Margaret Fuentes, Chair

LAUSD Student Parent

D. Michael Hamner, Vice-Chair

American Institute of Architects

Jennifer McDowell, Secretary

L.A. City Mayor's Office

Susan Linschoten, Executive Committee

L.A. Co. Auditor-Controller's Office

Scott Pansky, Executive Committee

L.A. Area Chamber of Commerce

Jeffrey Fischbach

CA Tax Reform Assn.

Chris Hannan

L.A. Co. Federation of Labor AFL-CIO

Hyepin Im

L.A. City Controller's Office

Samantha Rowles

LAUSD Student Parent

Araceli Sandoval-Gonzalez

Early Education Coalition

Dolores Sobalvarro

AARP

Celia Ayala (Alternate)

Early Education Coalition

Chad Boggio (Alternate)

L.A. Co. Federation of Labor AFL-CIO

Connie Yee (Alternate)

L.A. Co. Auditor-Controller's Office

Vacant

31st District PTSA

Vacant

Assoc. General Contractors of CA

Vacant

CA Charter School Association

Vacant

Tenth District PTSA

Joseph P. Buchman – Legal Counsel

Burke, Williams & Sorensen, LLP

Lori Raineri and Keith Weaver – Oversight Consultants

Government Financial Strategies

Timothy Popejoy

Bond Oversight Administrator

Perla Zitle

Bond Oversight Coordinator

RESOLUTION 2022-35

BOARD REPORT NO. 011-22/23

**RECOMMENDING BOARD APPROVAL TO DEFINE AND APPROVE THREE
SUSTAINABLE ENVIRONMENT ENHANCEMENT DEVELOPMENTS FOR SCHOOLS
(SEEDS) PROJECTS AND AMEND THE FACILITIES SERVICES DIVISION STRATEGIC
EXECUTION PLAN TO INCORPORATE THEREIN**

WHEREAS, District Staff proposes the Board of Education define and approve three Sustainable Environment Enhancement Developments for Schools (SEEDS) projects at Manchester Avenue Elementary School, Sheridan Street Elementary School, and Park Avenue Elementary School, and amend the Facilities Services Division (Facilities) Strategic Execution Plan (SEP) to incorporate therein, as defined in Board Report No. 011-22/23, a copy of which is attached hereto in the form it was presented to the BOC and is incorporated herein by reference, which has a total combined budget of \$350,000; and

WHEREAS, The SEEDS Program was established to support the development of projects that will enhance school sites by creating outdoor learning spaces in collaboration with school-based and community-led efforts; and

WHEREAS, Potential projects are identified through proposals submitted by schools, and or partners. A school site by itself, or in cooperation with a partner organization, may submit a SEEDS application to receive up to \$100,000 to create or improve an outdoor learning space. An additional \$50,000 ("SEEDS+" funding) is now available to schools ranked in the top 150 on the Los Angeles Unified Greening Index of schools in need of green space; and

WHEREAS, District Staff evaluated proposals based on the specific criteria and requirements outlined in the SEEDS program guide to ensure each proposal meets the eligibility requirements and includes a written project narrative describing the project scope, an explanation of how the project will be integrated into the

RESOLUTION 2022-35

RECOMMENDING BOARD APPROVAL TO DEFINE AND APPROVE THREE SUSTAINABLE ENVIRONMENT ENHANCEMENT DEVELOPMENTS FOR SCHOOLS (SEEDS) PROJECTS AND AMEND THE FACILITIES SERVICES DIVISION STRATEGIC EXECUTION PLAN TO INCORPORATE THEREIN

school's curriculum, and confirmation of the availability of resources to outfit and maintain the outdoor learning space, and the projects being recommended were reviewed and are found to be in compliance with the program requirements; and

WHEREAS, Sheridan Street Elementary School and Park Avenue Elementary School will receive \$100,000 for their SEEDS projects, and Manchester Avenue Elementary School qualifies for an additional \$50,000 in "SEEDS+" funding to receive \$150,000 for its project. The projects will be funded with Bond Program funds earmarked specifically for school upgrades and reconfigurations to support wellness, health, athletics, learning, and efficiency; and

WHEREAS, In order to ensure the long-term permanence of each SEEDS project, the school site and/or its partner organization must enter into a Maintenance Agreement that provides for the on-going maintenance of the proposed outdoor learning space; and

WHEREAS, District Staff has concluded that this proposed Facilities SEP amendment will facilitate Los Angeles Unified's ability to successfully complete the Facilities SEP.

NOW, THEREFORE, BE IT RESOLVED THAT:

1. The School Construction Citizens' Bond Oversight Committee recommends the Board of Education define and approve three SEEDS projects at Manchester Avenue Elementary School, Sheridan Street Elementary School, and Park Avenue Elementary School, with a total combined budget of \$350,000, and amend the Facilities SEP to incorporate therein, as defined in Board Report 011-22/23, a copy of which is attached hereto in the form it was presented to the BOC and is incorporated herein by reference.
2. This resolution shall be transmitted to the Los Angeles Unified School District Board of Education and posted on the Oversight Committee's website.
3. The District is directed to track the above recommendation and to report on the adoption, rejection, or pending status of the recommendations as provided in section 6.2 of the Charter and Memorandum of Understanding between the Oversight Committee and the District.

ADOPTED on August 11, 2022, by the following vote:

AYES:

ABSTENTIONS:

NAYS:

ABSENCES:

Margaret Fuentes
Chair

D. Michael Hamner
Vice-Chair

Bond Oversight Committee

333 S. Beaudry Avenue, 23rd Floor, Los Angeles, CA 90017 ♦ Phone: 213. 241.5183 ♦ www.laschools.org/bond



Board of Education Report

File #: Rep-011-22/23, Version: 1

Define and Approve Three Sustainable Environment Enhancement Developments for Schools (SEEDS) Projects and Amend the Facilities Services Division Strategic Execution Plan to Incorporate Therein
August 30, 2022
Facilities Services Division

Action Proposed:

Define and approve three Sustainable Environment Enhancement Developments for Schools (SEEDS) projects at Manchester Avenue Elementary School, Sheridan Street Elementary School, and Park Avenue Elementary School, as described on Attachment A. The total combined budget for the three projects is \$350,000.

Background:

The SEEDS Program supports the development of projects that will enhance school sites by creating outdoor learning spaces in collaboration with school-based and community-led efforts. There are two components to the Program:

1. Development of the outdoor learning space constructed by Los Angeles Unified which includes capital investments, such as asphalt removal, installation of irrigation and utilities, and any associated testing and inspection.
2. Collaboration with a school site and/or partner organization that will outfit the outdoor learning space with the plant materials and landscaping features that align with the school's instructional vision and program. This component is essential to the success of each project.

Potential projects are identified through proposals submitted by schools, and or partners. A school site by itself, or in cooperation with a partner organization, may submit a SEEDS application to receive up to \$100,000 to create or improve an outdoor learning space. An additional \$50,000 ("SEEDS+" funding) is now available to schools ranked in the top 150 on the Los Angeles Unified Greening Index of schools in need of green space.

District staff evaluates the proposals based on the specific criteria and requirements outlined in the SEEDS Program Guide to ensure each proposal meets the eligibility requirements. Proposals must include a written project narrative describing the project scope, an explanation of how the project will be integrated into the school's curriculum, and confirmation of the availability of resources to outfit and maintain the outdoor learning space. The recommended projects included in this Board Report have been reviewed and have been found to comply with the program requirements, including feasibility and equitable distribution throughout the District.

Sheridan Street Elementary School and Park Avenue Elementary School will receive \$100,000 for their SEEDS projects, and Manchester Avenue Elementary School qualifies for an additional \$50,000 in "SEEDS+" funding to receive \$150,000 for its project.

Expected Outcomes:

Approval of this proposed action will enable staff to proceed with the design and construction of these three projects. Approval of these greening projects will improve the learning environment for students, teachers, and staff, increase sustainability, and enhance the outdoor school environment.

Board Options and Consequences:

Approval of this proposed action will authorize staff to proceed with the expenditure of Bond Program funds to execute these projects that support educational programs related to nutrition, health, literacy, math, and science. If these projects are not approved, the school sites will not benefit from the creation of these outdoor learning spaces.

Policy Implications:

The proposed action is consistent with the District's long-term goal to address unmet school facilities needs and provide students with safe and healthy learning environments. The action is also aligned with Board Resolutions that reiterate Los Angeles Unified's commitment to creating green learning spaces (*Expand Sustainable Schoolyards and Environmental Initiatives and Curriculum* Board Resolution adopted on April 16, 2013 and *Creating New School Gardens and Campus and Community-Shared Green Spaces to Provide Outdoor Learning Opportunities and Create Sustainable and Healthy Environments* adopted on February 9, 2021).

Budget Impact:

The combined project budget for the three proposed projects is \$350,000. The projects will be funded with Bond Program funds earmarked specifically for school upgrades and reconfigurations to support wellness, health, athletics, learning, and efficiency.

Student Impact:

The proposed SEEDS projects at Manchester Avenue Elementary School, Sheridan Street Elementary School, and Park Avenue Elementary School will provide outdoor learning spaces that create environments for student-centered, experiential, and engaged learning. These SEEDS learning gardens will facilitate educational programs related to nutrition, health, literacy, math and science and may also be used during recess and lunch-time by the students. These projects also encourage and support community, student and parent engagement through the creation of partnerships that help establish and maintain the newly developed garden spaces.

Issues and Analysis:

In order to ensure the long-term permanence of each SEEDS project, the school site and/or its partner organization must enter into a Maintenance Agreement that provides for the on-going maintenance of the proposed outdoor learning space.

Bond Oversight Committee Recommendations:

This item was considered by the School Construction Bond Citizen's Oversight Committee (BOC) at its meeting on August 11, 2022. Staff has concluded that this proposed Facilities SEP amendment is in alignment with BOC recommendations and will facilitate Los Angeles Unified's ability to successfully implement the Facilities SEP.

Attachments:

Attachment A - Three SEEDS Projects

Attachment B - BOC Resolution

Informatives:
Not Applicable

Submitted:
8/3/22

Board of Education Report

ATTACHMENT A

Sustainable Environment Enhancement Developments for Schools (SEEDS)

Local District	BD	School Name	Partner Organization	Project Description	Project Budget*	Est. Schedule	
						Start	Finish
East	2	Sheridan St Elementary School	School	Construct an outdoor learning and gathering space of approximately 1,800 square feet. Includes the excavation of existing asphalt and the addition of decomposed granite, concrete headers, and permeable pavers. Log benches and stools will be provided. A concrete seat wall will be added to provide more seating under the trees. Seven trees will be installed with irrigation. The school will provide shrubs and groundcovers for the Hummingbird Habitat/Native plant garden.	\$100,000	Q4 2022	Q2 2023
East	5	Park Ave Elementary School	School	Construct an outdoor learning environment and edible garden consisting of approximately 2,600 square feet. Includes the excavation of existing asphalt and the addition of decomposed granite, composite wood headers, and permeable pavers. The edible garden will include eight raised garden beds, potting benches, compost tumbler, and a tool storage shed. The outdoor learning environment will include six shade trees with logs and stools for seating. The school will provide plants and shrubs.	\$100,000	Q1 2023	Q3 2023
South	1	Manchester Avenue Elementary School	School	Construct an outdoor learning and gathering space consisting of approximately 7,400 square feet. Includes the installation of interlocking concrete pavers to create a stage, concrete headers to create a border around the garden, new trees, mulch, a new irrigation system, and metal benches to create an outdoor learning environment. The school will provide shrubs and groundcover for a butterfly/hummingbird habitat, metal benches, and a new natural grass field. This project qualifies for "SEEDS+" funding.	\$150,000	Q1 2023	Q3 2023
TOTAL					\$350,000		

*Project budget reflects the design services and improvements undertaken by the District. The outfitting and maintenance of the outdoor learning space will be provided by the school site community and/or partner organization.



Los Angeles Unified's Greening Index of Schools

Greening Index is a combination of **two** measures of need:

➤ ***Community-based need:***

- Data source: LA County Parks Needs Assessment

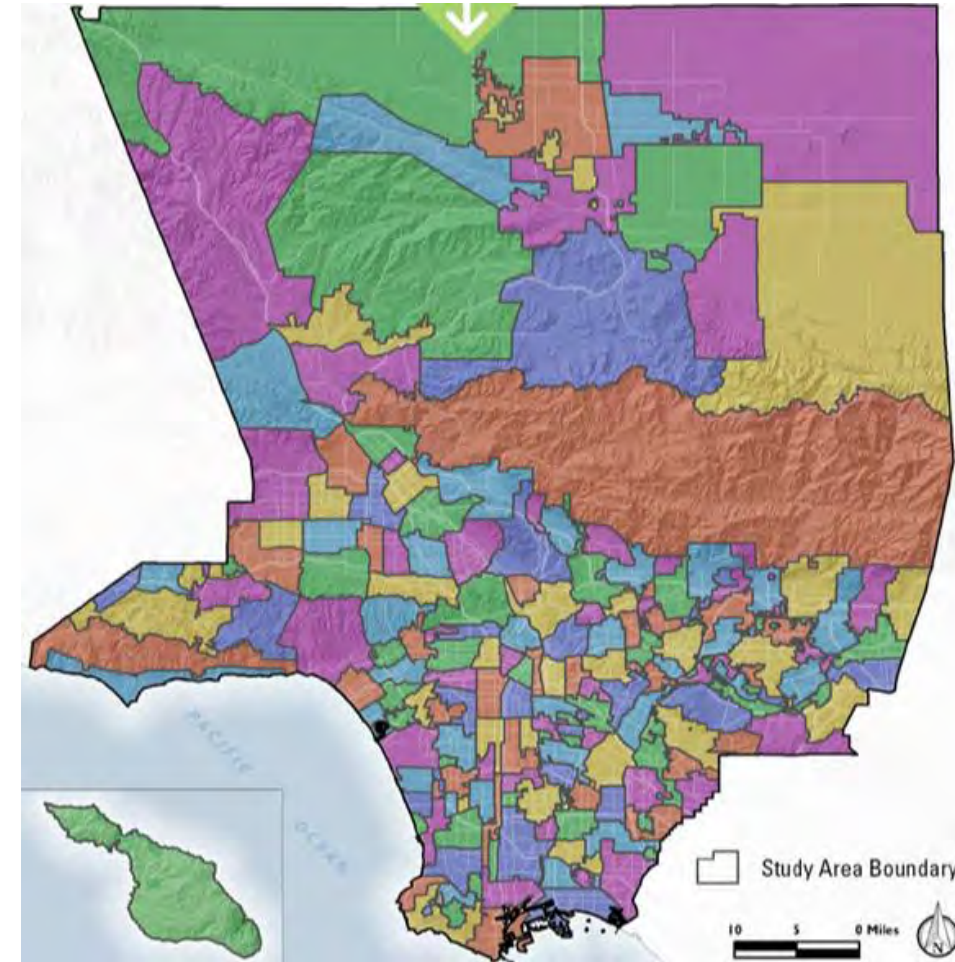
➤ ***LAUSD campus specific need:***

- Data source: LAUSD Facilities Condition Assessment (M&O)

Measuring Community-Based Need

LA County Parks Assessment - Overview

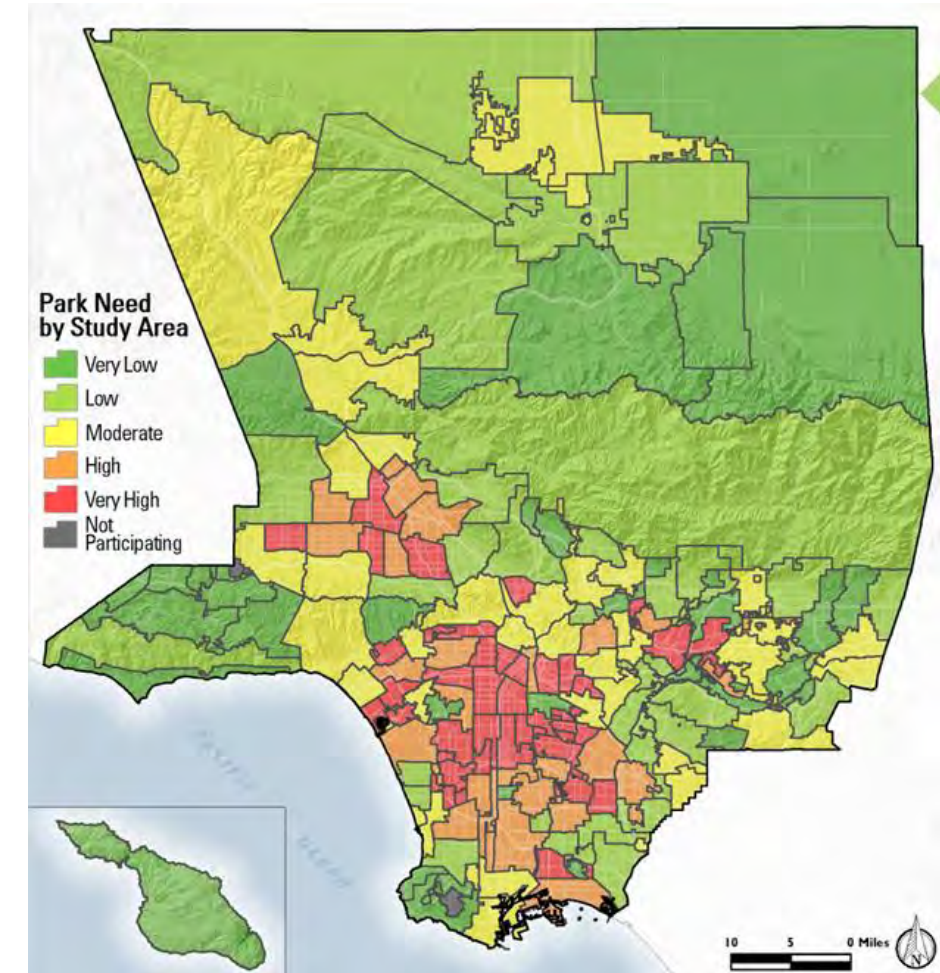
- Comprehensive inventory and assessment of LA County Park and Recreation Facilities completed in 2015
- Developed 188 study areas across LA County
- Study areas based on City of LA planning areas, 88 cities and unincorporated County
- Each study area followed same methodology to collect and analyze data



Measuring Community-Based Park Need

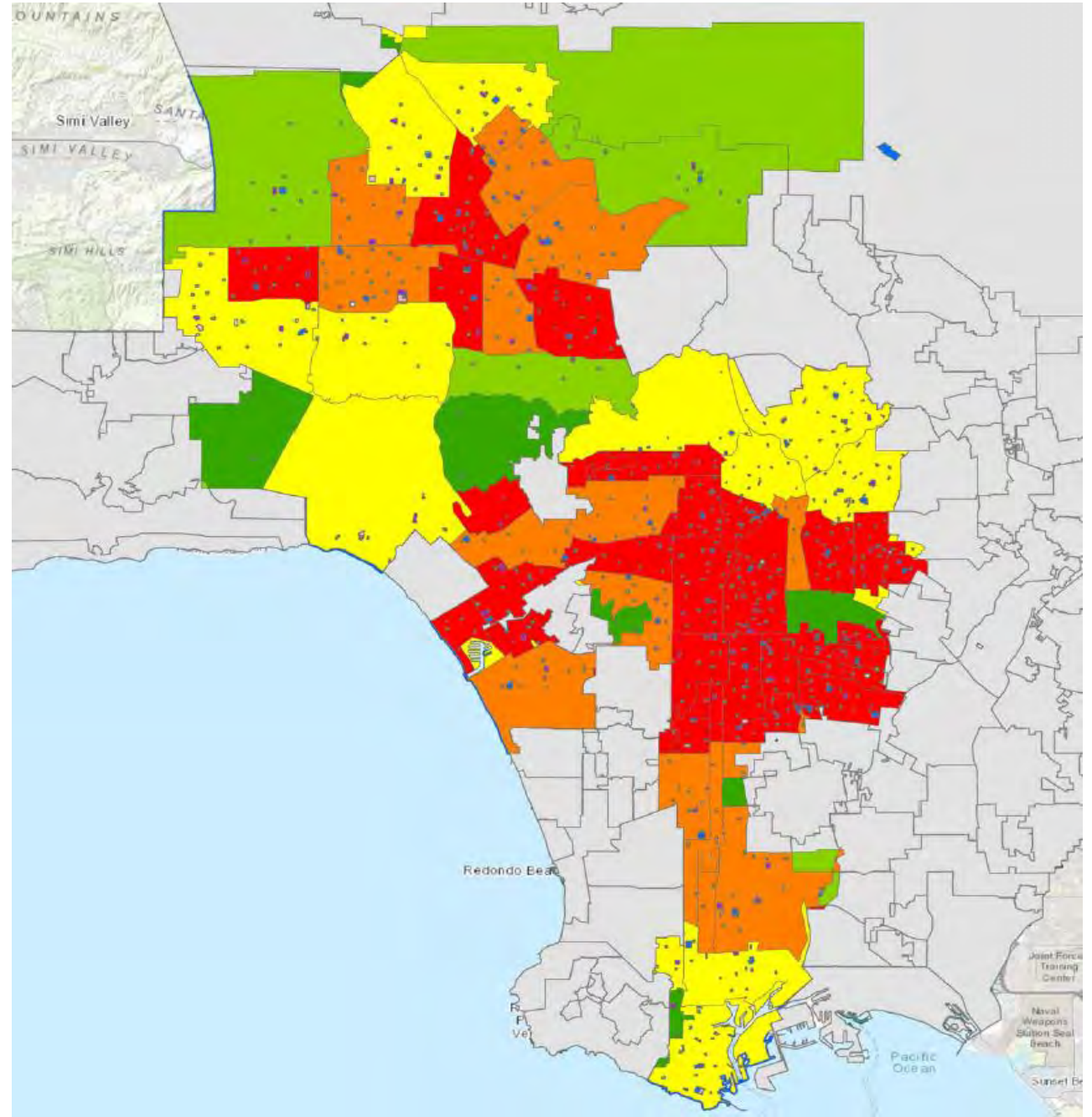
LA County Parks Assessment – Overview Continued

- All parks and open space inventoried by study area
- Developed a metric to measure need of each study area based on the following:
 - *Amount of park land available to residents*
 - *Condition of parks*
 - *Accessibility of parks*
 - *Population Density*
- Each area assigned one of 5 levels of need from Very High to Very Low



Assigning Community Need to LAUSD Schools

- LAUSD staff worked with LA County to acquire GIS data
- Using GIS tools, each LAUSD campus has been assigned a Park Need level



Measuring LAUSD Campus-Specific Need: Assigning a Green Score

- Hardscape and green space components identified and summarized by site
- Athletic fields or undeveloped/unusable space on campus not included
- Green score expressed as % of total SqFt (hardscape + green space)

Example: Pinewood Elementary School



		SqFt	
GREEN SPACE	GRASS	Playfield, Grass	8,060
		Lawn	3,412
	GARDENS	Garden, Agricultural Areas	
		Garden, Community Garden	
		Garden, Community School Park	
		Garden, Edible	
		Garden, Habitat	
		Garden, Multiuse	1,024
		Garden, Nature Explore	
		Garden, Reading	
		Gardens	160
		Planters, Brick	
		Planters, Wood / Plastic	
	ARTIFICIAL TURF	Playfield, Synthetic	
	PERVIOUS SURFACES	Running Track, Decomposed Granite	
		Decomposed Granite Walkway	
		Play Area Surfacing, Wood Chips	
	Total		12,656

		SqFt	
HARDSCAPE	Concrete Parking Lot		
	Concrete Playground		
	Concrete Roadway		
	Concrete Walkway	23,162	
	Trash Dumpster Area Concrete		
	Asphalt Parking Lot	24,978	
	Asphalt Playground	107,549	
	Asphalt Roadway		
	Asphalt Walkways	12,196	
	Trash Dumpster Area Asphalt	950	
	Running Track, Asphalt		
	Amphitheatre		
	Stage, Outdoor/Exterior		
	Skateboard Park		
	Tennis Court		
	Total	168,835	

Campus Information					Green Score					
B	LD	Site I	Site Name	Type	Green Space SqFt	Hardscape SqFt	Total	Green Score (% Green SqFt on Site)	Green Score Rescaled	Green Score Weighted
					D	E	F = (D + E)	G = (D / F)	H	J = (H x 60%)
		6 Northeast	13613 PINWOOD EL	EL	12,656	168,835	181,491	6.97%	89.39	53.63

Combining Community Park Need and Campus Greening Needs

1. Assign each LA County park need category a score

2. Rescale the score out of 100

3. Apply weighting to Park Need - 40% weight

4. Calculate the % of green space on site:
Green Space SqFt
Hardscape SF

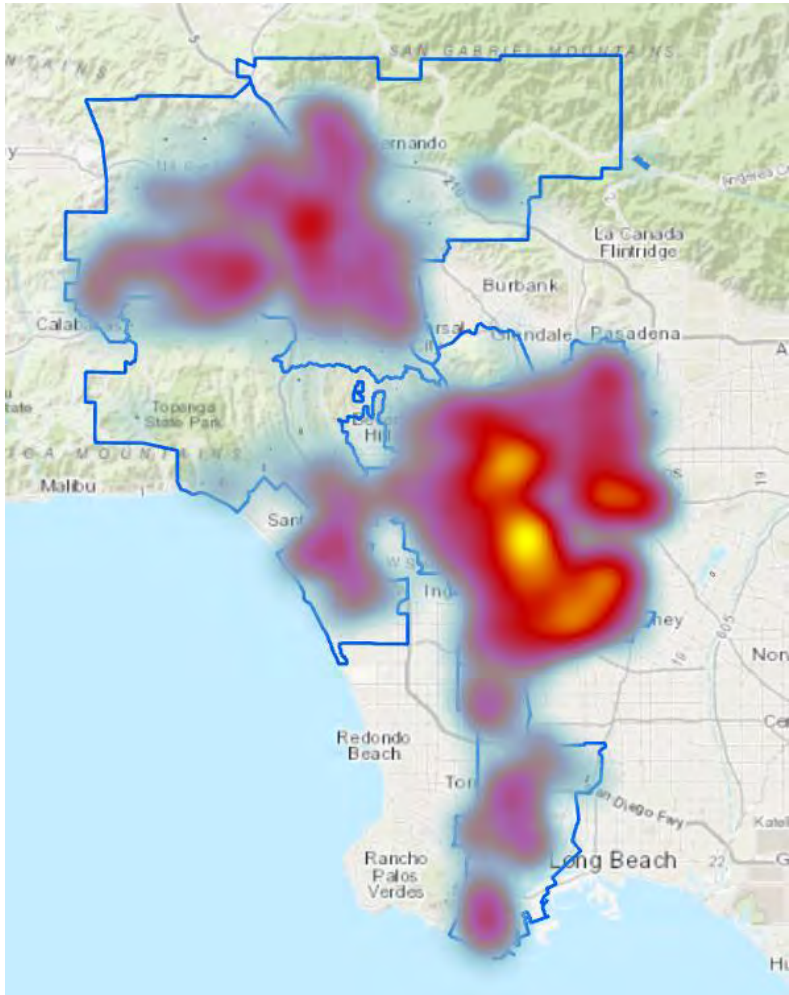
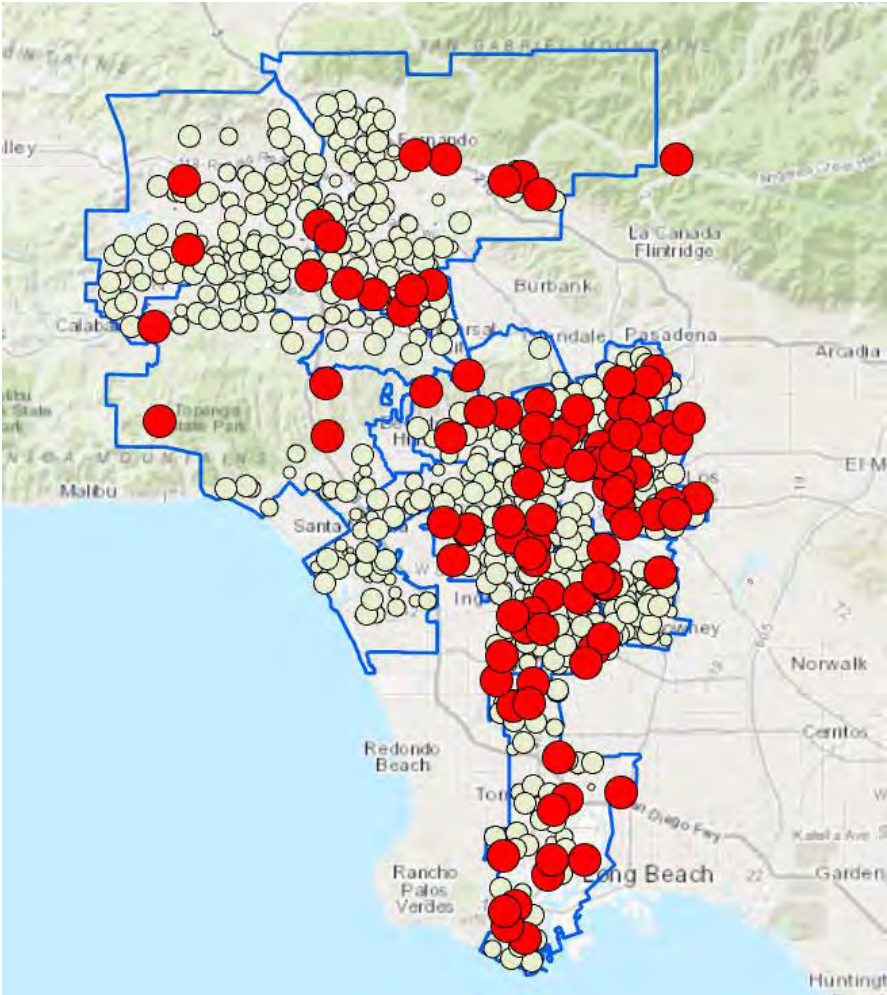
5. Rescale the Green score so the least green schools gets highest score

6. Apply weighting to Green Score - 60% weight

7. Add the Park Need & Green Weighted Scores and Rank

Campus Information					Park Need Score				Green Score						Combined Score	
BD	LD	Site ID	Site Name	Type	Park Need	Park Need Score	Park Need Score Rescaled	Park Need Weighted	Green Space SqFt	Hardscape SqFt	Total	Green Score (% Green SqFt on Site)	Green Score Rescaled	Green Score Weighted	Combined Score Weighted	Combined Rank
						A	B = (A x 25)	C = (B x 40%)	D	E	F = (D + E)	G = (D / F)	H	J = (H x 60%)	K = (C + J)	
2	Central	13311	LOCKWOOD EL	EL	Very High	4	100	40	1,049	162,059	163,108	0.64%	99.85	59.91	99.91	1
5	East	14586	MARQUEZ, LINDA ESPERANZA HS HPIAM	SH	Very High	4	100	40	477	180,691	181,168	0.26%	99.65	59.79	99.79	2
1	Central	13914	JONES PC, DR JAMES EDWARD	EL	Very High	4	100	40	495	59,704	60,199	0.82%	99.56	59.74	99.74	3
1	West	13306	BRIGHT EL	EL	Very High	4	100	40	826	99,749	100,575	0.82%	99.56	59.74	99.74	3
1	West	13436	MUIR MS	MS	Very High	4	100	40	11,987	288,519	300,506	3.99%	99.43	59.66	99.66	5
2	East	13437	HUMPHREYS EL	EL	Very High	4	100	40	2,259	215,601	217,860	1.04%	99.21	59.53	99.53	6
6	Northeast	13632	NOBLE EL	EL	Very High	4	100	40	2,855	216,043	218,898	1.30%	98.79	59.27	99.27	7
1	West	13307	52ND ST EL	EL	Very High	4	100	40	2,329	172,328	174,657	1.33%	98.74	59.24	99.24	8
1	West	13507	LA SALLE EL	EL	Very High	4	100	40	2,504	185,143	187,647	1.33%	98.74	59.24	99.24	8
2	Central	13392	COMMONWEALTH EL	EL	Very High	4	100	40	1,864	130,815	132,679	1.40%	98.62	59.17	99.17	10
1	South	13449	CHARLES W BARRETT EL	EL	Very High	4	100	40	3,455	230,266	233,721	1.48%	98.49	59.09	99.09	11
2	East	13326	2ND ST EL	EL	Very High	4	100	40	2,445	158,027	160,472	1.52%	98.43	59.06	99.06	12
6	Northeast	13442	VICTORY EL	EL	Very High	4	100	40	2,400	153,368	155,768	1.54%	98.40	59.04	99.04	13
1	West	13349	95TH ST EL	EL	Very High	4	100	40	2,882	173,091	175,973	1.64%	98.24	58.94	98.94	14
6	Northwest	13413	LANGDON EL	EL	Very High	4	100	40	3,078	168,477	171,555	1.79%	97.99	58.79	98.79	15

Greening Index - Top 100 Ranked Campuses Geographically



Bond Oversight Committee Meeting:

August 11, 2022

Board of Education Meeting:

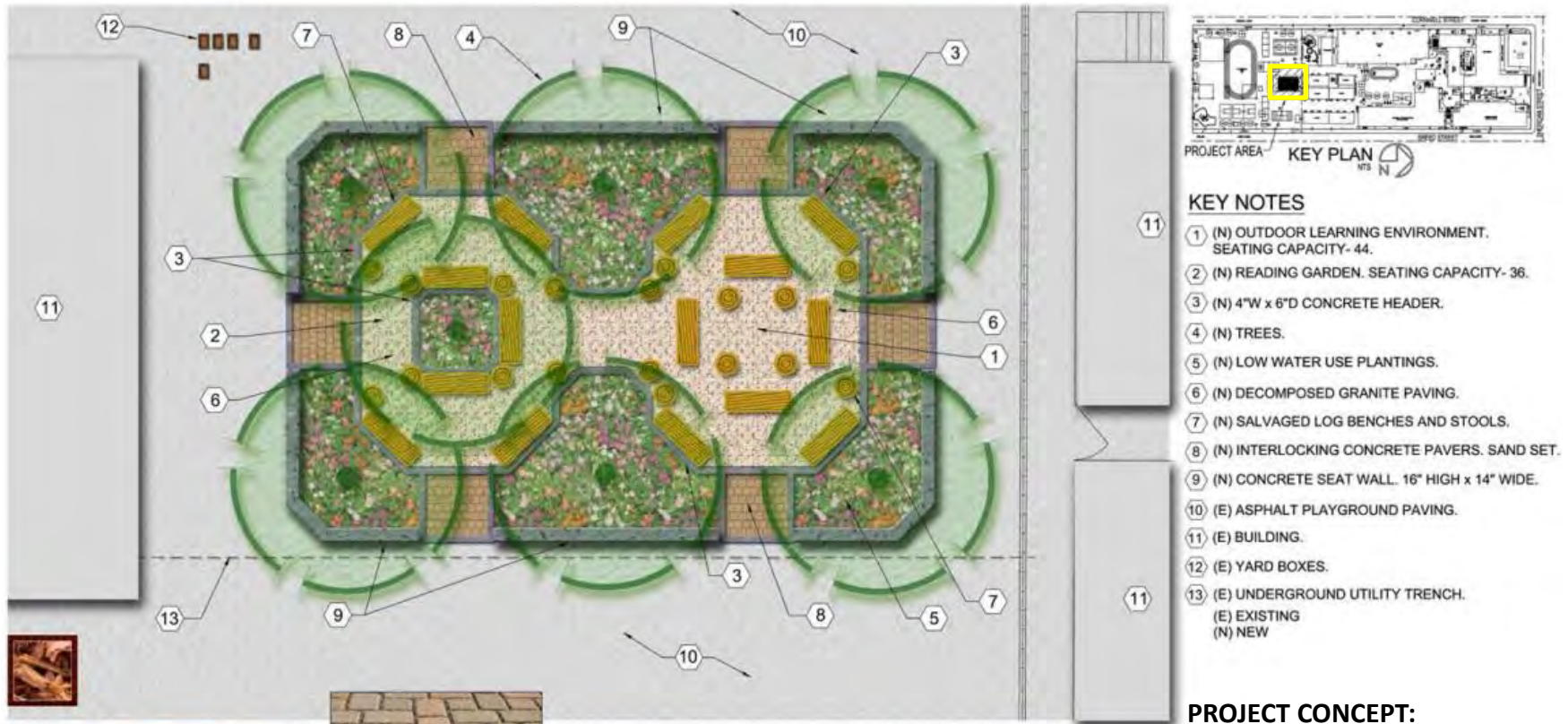
August 30, 2022

Sustainable Environment Enhancement Developments for Schools (SEEDS)

Local District	BD	School Name	Partner Organization	Project Description	Project Budget*	Est. Schedule	
						Start	Finish
East	2	Sheridan St Elementary School	School	Construct an outdoor learning and gathering space consisting of approximately 1,800 square feet. Includes the excavation of existing asphalt and the addition of decomposed granite, concrete headers, and permeable pavers. Log benches and stools will be provided. A concrete seat wall will be added to provide more seating under the trees. Seven trees will be installed with irrigation. The school will provide shrubs and ground cover for the Hummingbird Habitat/Native plant garden.	\$100,000	Q4 2022	Q2 2023
East	5	Park Ave Elementary School	School	Construct an outdoor learning environment and edible garden consisting of approximately 2,600 square feet. Includes the excavation of existing asphalt and the addition of decomposed granite, composite wood headers, and permeable pavers. The edible garden will include eight raised garden beds, potting benches, compost tumbler, and a tool storage shed. The outdoor learning environment will include six shade trees with logs and stools for seating. The school will provide plants and shrubs.	\$100,000	Q1 2023	Q3 2023
South	1	Manchester Avenue Elementary School	School	Construct an outdoor learning and gathering space consisting of approximately 7,400 square feet. Includes the installation of interlocking concrete pavers to create a stage, concrete headers to create a border around the garden, new trees and shrubs, mulch, a new irrigation system, metal benches to create an outdoor learning environment, and solar reflective paint. The school will provide the sod and sod installation for the grass area. This project qualifies for "SEEDS+" funding.	\$150,000	Q1 2023	Q3 2023
TOTAL						\$350,000	

*Project budget reflects the design services and improvements undertaken by the District. The outfitting and maintenance of the outdoor learning space will be provided by the school site community and/or partner organization.

Sheridan St Elementary School



PROJECT CONCEPT:

Outdoor learning and gathering space of consisting of approximately 1,800 square feet. The project includes permeable pavement, decomposed granite, log stools and benches, concrete seat wall, a drought-tolerant habitat garden, and shade trees.

PARTNER ORGANIZATION: School



CONCRETE SEAT WALL



INTERLOCKING CONCRETE PAVERS



OUTDOOR LEARNING ENVIRONMENT
WITH SALVAGED LOG BENCHES AND STOOLS

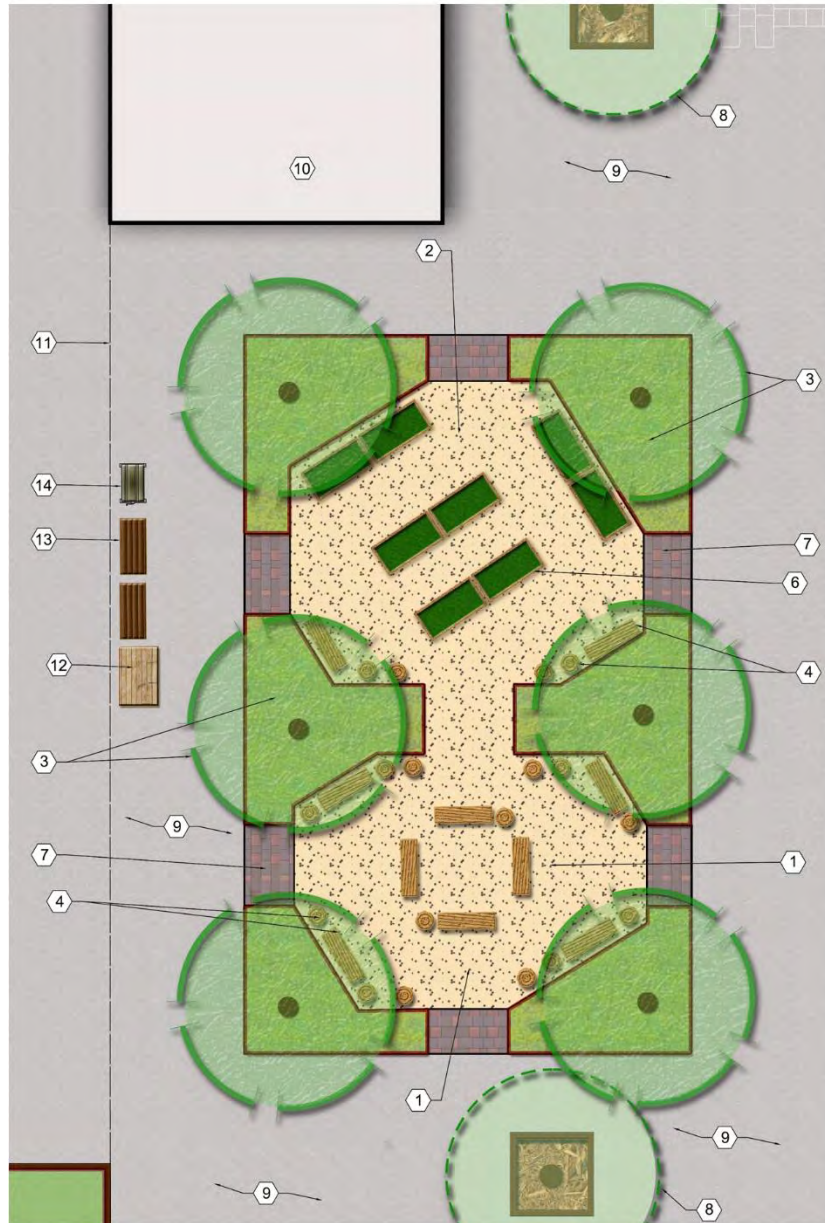


LOW WATER USE PLANTS

SHERIDAN ST. ES - SEEDS GARDEN CONCEPT PLAN



Park Ave Elementary School



KEY NOTES

- ① (N) OUTDOOR LEARNING ENVIRONMENT
W/DECOMPOSED GRANITE SURFACE.
- ② (N) DECOMPOSED GRANITE SURFACE.
- ③ (N) TREES AND NATIVE PLANT GARDEN.
- ④ (N) LOG BENCHES AND STOOLS.
- ⑤ (N) 2" x 6" COMPOSITE WOOD HEADER.
- ⑥ (N) RAISED EDIBLE GARDEN BEDS,
6' LONG x 3' WIDE. (8).
- ⑦ (N) STAMPED CONCRETE LANDING.
- ⑧ (E) TREES IN RAISED TREE WELLS.
- ⑨ (E) ASPHALT PAVING.
- ⑩ (E) BUILDING.
- ⑪ (E) CHAIN LINK FENCE
- ⑫ (N) GARDEN TOOLS STORAGE BIN
- ⑬ (N) POTTING BENCHES (2).
- ⑭ (N) ROLLING COMPOST BIN.

(E) - EXISTING

(N) - NEW



**OUTDOOR LEARNING ENVIRONMENT
W/SALVAGED LOG BENCHES & STOOLS**



RAISED BED GARDEN



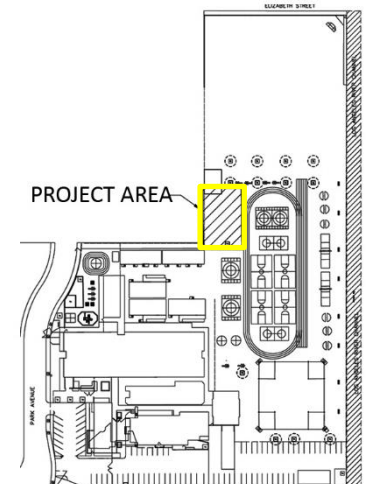
NATIVE PLANT GARDEN

PROJECT CONCEPT:

Outdoor learning environment and edible garden consisting of approximately 2,600 square feet. The project includes decomposed granite, log stools and benches, raised garden beds, compost and planting areas, and shade trees.

PARTNER ORGANIZATION:

School



KEY PLAN

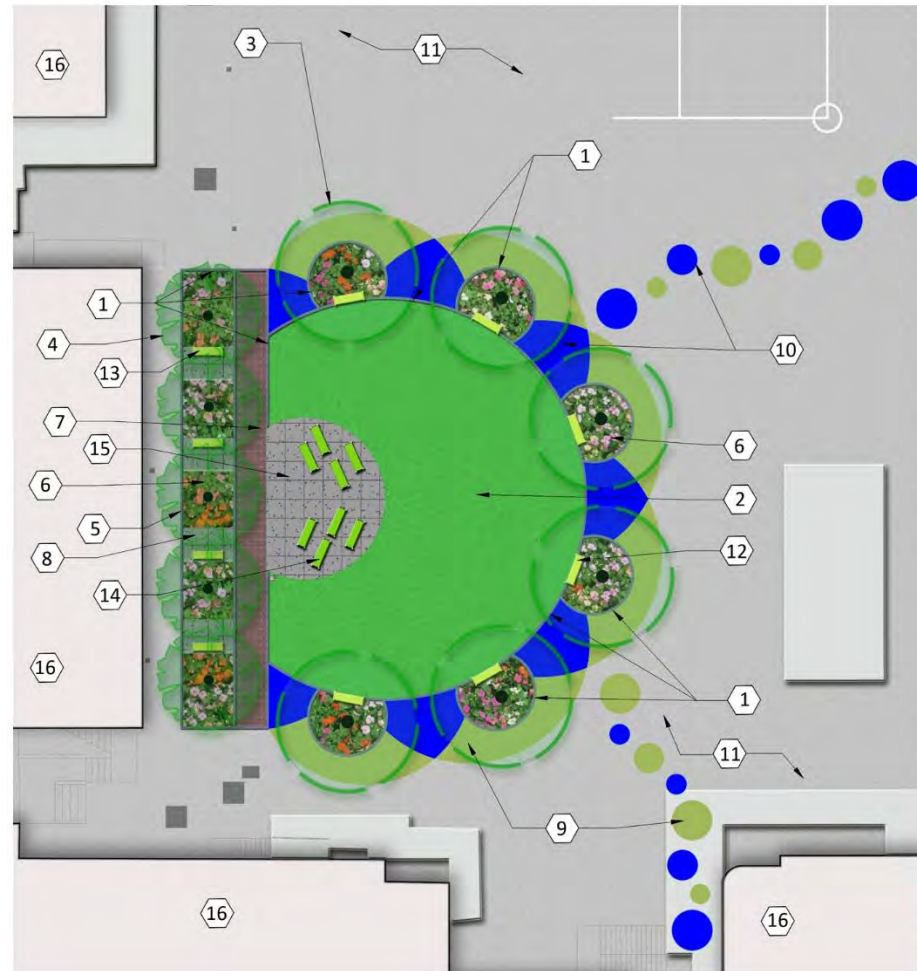


Manchester Ave Elementary School

PROJECT CONCEPT:

Construct an outdoor learning and gathering space consisting of approximately 7,400 square feet. Includes the installation of interlocking concrete pavers to create a stage, concrete headers, mulch, metal benches to create an outdoor learning environment, trees, solar reflective paint, and a new irrigation system. The school will provide the sod and sod installation for the grass area.

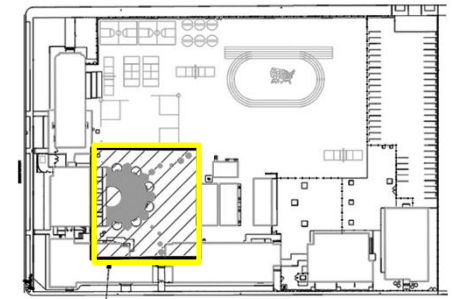
PARTNER ORGANIZATION: School



KEY NOTES

- 1 (N) 6" WIDE CONCRETE HEADER.
- 2 (N) NATURAL GRASS FIELD.
- 3 (N) JACARANDA TREES.
- 4 (N) 'MARINA' STRAWBERRY TREES.
- 5 (N) 3" DEEP MULCH COVER ON GROUND PLANE.
- 6 (N) NATIVE HABITAT PLANTINGS.
- 7 (N) INTERLOCKING CONCRETE PAVER WALKWAY.
- 8 (N) CONCRETE WALKWAY.
- 9 (N) COLOR COATED SURFACE ON EXISTING ASPHALT. EVERGREEN COLOR.
- 10 (N) COLOR COATED SURFACE ON EXISTING ASPHALT. SAFETY BLUE COLOR.
- 11 (E) ASPHALT PAVING TO REMAIN.
- 12 (N) BENCHES ON CONCRETE PAD. SURFACE MOUNT
- 13 (N) BENCHES. SURFACE MOUNT.
- 14 (N) BENCHES. PORTABLE.
- 15 (N) STAGE, CONCRETE.
- 16 (E) BUILDING.

(E) - EXISTING
(N) - NEW



PROJECT
AREA

KEY PLAN



BENCHES



NATIVE HABITAT PLANTING



INTERLOCKING PAVERS



COLOR COAT SURFACE ON ASPHALT

AGENDA ITEM

#7

LOS ANGELES UNIFIED SCHOOL DISTRICT

SCHOOL CONSTRUCTION BOND CITIZENS' OVERSIGHT COMMITTEE

Margaret Fuentes, Chair

LAUSD Student Parent

D. Michael Hamner, Vice-Chair

American Institute of Architects

Jennifer McDowell, Secretary

L.A. City Mayor's Office

Susan Linschoten, Executive Committee

L.A. Co. Auditor-Controller's Office

Scott Pansky, Executive Committee

L.A. Area Chamber of Commerce

Jeffrey Fischbach

CA Tax Reform Assn.

Chris Hannan

L.A. Co. Federation of Labor AFL-CIO

Hyepin Im

L.A. City Controller's Office

Samantha Rowles

LAUSD Student Parent

Araceli Sandoval-Gonzalez

Early Education Coalition

Dolores Sobalvarro

AARP

Celia Ayala (Alternate)

Early Education Coalition

Chad Boggio (Alternate)

L.A. Co. Federation of Labor AFL-CIO

Connie Yee (Alternate)

L.A. Co. Auditor-Controller's Office

Vacant

31st District PTSA

Vacant

Assoc. General Contractors of CA

Vacant

CA Charter School Association

Vacant

Tenth District PTSA

Joseph P. Buchman – Legal Counsel

Burke, Williams & Sorensen, LLP

Lori Raineri and Keith Weaver – Oversight

Consultants

Government Financial Strategies

Timothy Popejoy

Bond Oversight Administrator

Perla Zitle

Bond Oversight Coordinator

RESOLUTION 2022-36

BOARD REPORT NO. 007-22/23

**RECOMMENDING BOARD APPROVAL TO DEFINE AND APPROVE SIX ACCESSIBILITY
ENHANCEMENT PROJECTS, ONE BARRIER REMOVAL PROJECT, AND AMEND THE
FACILITIES SERVICES DIVISION STRATEGIC EXECUTION PLAN TO INCORPORATE
THEREIN**

WHEREAS, Los Angeles Unified School District (District) Staff proposes that the Board of Education (Board) define and approve six accessibility enhancement projects, at the schools listed below, to support the implementation of the Board-approved Self-Evaluation and Transition Plan under the Americans with Disabilities Act (ADA) and one ADA barrier removal project at Glenn Hammond Curtiss Middle School (Curtiss MS), and amend the Facilities Services Division (Facilities) Strategic Execution Plan (SEP) accordingly as described in Board Report No. 007-22/23:

1. 7th Street Elementary Arts Integration Magnet (7th St EAIM)
2. Arminta Street Elementary School (Arminta ES)
3. Atwater Avenue Elementary School (Atwater ES)
4. Chatsworth Park Elementary Urban Planning California Distinguished Magnet (Chatsworth Park EUPCDM)
5. Christopher Columbus Middle School (Columbus MS)
6. Florence Nightingale Middle School (Nightingale MS); and

WHEREAS, District Staff also requests that the Board authorize the Chief Procurement Officer and/or the Chief Facilities Executive and/or their designee(s) to execute all instruments necessary, as legally permissible, to implement the projects including budget modifications and the purchase of equipment and materials; and

WHEREAS, Under the Transition Plan, each school is assigned to one of three levels of accessibility (Category One, Two, or Three) based on assessments of more than two dozen criteria, including school programs,

RESOLUTION 2022-36

RECOMMENDING BOARD APPROVAL TO DEFINE AND APPROVE SIX ACCESSIBILITY ENHANCEMENT PROJECTS, ONE BARRIER REMOVAL PROJECT, AND AMEND THE FACILITIES SERVICES DIVISION STRATEGIC EXECUTION PLAN TO INCORPORATE THEREIN

matriculation options, feeder pattern, geographic location, known (or anticipated/matriculating) population of students with disabilities or parents/guardians with disabilities, type of instructional model, and public input. The assigned category reflects the level of accessibility the site needs to meet. Schools that do not yet meet the criteria for their assigned category will undergo accessibility improvements and are prioritized for project development based on the criteria mentioned above. The three categories of accessibility are as follows:

- Category One: These are “key” schools and will have the highest level of access, generally in accordance with applicable physical accessibility standards. Category 1A will provide “full accessibility” for the schools that were built to new construction standards, while Category 1B will provide “high accessibility” for schools that have been altered with some limited exceptions; and
- Category Two: These will be “program-accessible” schools. The core spaces and features of these schools would be made accessible; in addition, program accessibility would be provided to all programs and activities at the school; and
- Category Three: These schools will have “core access,” which means that the core spaces (certain common spaces) would be made accessible, to ensure a basic level of access to the building. These include, for example, parking, the main entrance and main office, assembly areas, and some restrooms; and

WHEREAS, The six school sites for which an accessibility enhancement project is being proposed do not yet meet their assigned category/level of accessibility and thus require facilities improvements. The scope, schedule, and budget for each proposed project reflects the existing known conditions at each school site and the improvements necessary to meet each schools’ assigned category of accessibility. The conditions of significance include acreage, topography, building square footage, existence of multi-story buildings, age of buildings, as well as the number of schools, programs, features and activities at a school site; and

WHEREAS, A need to accommodate students and staff with disabilities to access the main entrance, multipurpose room, and restroom facilities at Curtiss MS has been identified. Facilities staff was previously delegated authority to execute and expend Bond Program funds for Rapid Access Program (RAP) projects in response to an individual student’s need for programmatic access. These projects require minor installments and adjustments to facilities to ensure a barrier-free learning environment, do not require Division of the State Architect (DSA) approval and thus can be completed “rapidly” and have a project budget that does not exceed \$250,000. The proposed ADA barrier removal project at Curtiss MS does not meet the parameters of the RAP due to its scope and budget. As such, staff is presenting the project proposal to the Board for approval; and

WHEREAS, The total combined budget, as currently estimated, for the seven proposed projects is \$47,811,123 and will be funded with Bond Program funds earmarked specifically for ADA Transition Plan Implementation; and

WHEREAS, Construction of the six accessibility enhancement projects are anticipated to begin in the third quarter of 2024 and be completed in the first quarter of 2026. Construction of the Curtiss MS ADA barrier removal project is anticipated to begin in the first quarter of 2024 and be completed in the fourth quarter of 2024; and

RESOLUTION 2022-36

RECOMMENDING BOARD APPROVAL TO DEFINE AND APPROVE SIX ACCESSIBILITY ENHANCEMENT PROJECTS, ONE BARRIER REMOVAL PROJECT, AND AMEND THE FACILITIES SERVICES DIVISION STRATEGIC EXECUTION PLAN TO INCORPORATE THEREIN

WHEREAS, District Staff has determined that the Projects are necessary to improve student health, safety, and educational quality; and

WHEREAS, District Staff has concluded that this proposed Facilities SEP amendment will facilitate Los Angeles Unified's ability to successfully complete the Facilities SEP.

NOW, THEREFORE, BE IT RESOLVED THAT:

1. The School Construction Bond Citizens' Oversight Committee recommends that the Board define and approve six accessibility enhancement projects to support the implementation of the Board-approved Self-Evaluation and Transition Plan under the ADA and one ADA barrier removal project, and amend the Facilities SEP, accordingly, as described in Board Report No. 007-22/23, a copy of which is attached hereto in the form it was presented to the BOC and is incorporated herein by reference.
2. This resolution shall be transmitted to the Los Angeles Unified School District Board and posted on the Bond Oversight Committee's website
3. Los Angeles Unified is directed to track the above recommendation and to report on the adoption, rejection, or pending status of the recommendations as provided in section 6.2 of the Charter and Memorandum of Understanding between the Bond Oversight Committee and Los Angeles Unified

ADOPTED on August 11, 2022, by the following vote:

AYES:

ABSTENTIONS:

NAYS:

ABSENCES:

Margaret Fuentes
Chair

D. Michael Hamner
Vice-Chair



Board of Education Report

File #: Rep-007-22/23, Version: 1

Define and Approve Six Accessibility Enhancement Projects, One Barrier Removal Project, and Amend the Facilities Services Division Strategic Execution Plan to Incorporate Therein

August 30 2022

Facilities Services Division and Division of Special Education

Action Proposed:

Define and approve six accessibility enhancement projects, at the schools listed below, as described in Exhibit A, to support the implementation of the Board of Education (Board)-approved Self-Evaluation and Transition Plan under the Americans with Disabilities Act (ADA) and one ADA barrier removal project at Glenn Hammond Curtiss Middle School (Curtiss MS), and amend the Facilities Services Division (Facilities) Strategic Execution Plan (SEP) to incorporate therein:

1. 7th Street Elementary Arts Integration Magnet (7th St EAIM)
2. Arminta Street Elementary School (Arminta ES)
3. Atwater Avenue Elementary School (Atwater ES)
4. Chatsworth Park Elementary Urban Planning California Distinguished Magnet (Chatsworth Park EUPCDM)
5. Christopher Columbus Middle School (Columbus MS)
6. Florence Nightingale Middle School (Nightingale MS)

The total combined budget for the seven proposed projects is \$47,811,123

Authorize the Chief Procurement Officer and/or the Chief Facilities Executive and/or their designee(s) to execute all instruments necessary, as legally permissible, to implement the projects including budget modifications and the purchase of equipment and materials.

Background:

On October 10, 2017, the Board approved the Self-Evaluation and Transition Plan (Transition Plan) under the Americans with Disabilities Act (ADA) to further Los Angeles Unified efforts to comply with ADA Title II program accessibility requirements (Board Report No. 124-17/18). The Transition Plan outlined Los Angeles Unified's proposed approach to providing program accessibility, which considers the characteristics of Los Angeles Unified, student population, variety of educational programs, as well as the existing level of accessibility. The Transition Plan established a specific approach and goals for achieving program accessibility within eight years through facility modifications and operational means.

Under the Transition Plan, each school is assigned to one of three levels of accessibility (Category One, Two, or Three) based on assessments of more than two dozen criteria, including school programs, matriculation options, feeder pattern, geographic location, known (or anticipated/matriculating) population of students with disabilities or parents/guardians with disabilities, type of instructional model, and public input. The assigned category reflects the level of accessibility the site needs to meet. Schools that do not yet meet the criteria for their assigned category will undergo accessibility improvements and are prioritized for project development based on the criteria mentioned above. The three categories of accessibility are as follows:

- Category One: These are “key” schools and will have the highest level of access, generally in accordance with applicable physical accessibility standards. Category 1A will provide “full accessibility” for the schools that were built to new construction standards, while Category 1B will provide “high accessibility” for schools that have been altered with some limited exceptions.
- Category Two: These will be “program-accessible” schools. The core spaces and features of these schools would be made accessible; in addition, program accessibility would be provided to all programs and activities at the school.
- Category Three: These schools will have “core access,” which means that the core spaces (certain common spaces) would be made accessible, to ensure a basic level of access to the building. These include, for example, parking, the main entrance and main office, assembly areas, and some restrooms.

The six school sites for which an accessibility enhancement project is being proposed do not yet meet their assigned category/level of accessibility and thus require facilities improvements. The scope, schedule, and budget for each proposed project reflects the existing known conditions at each school site and the improvements necessary to meet each schools’ assigned category of accessibility. The conditions of significance include acreage, topography, building square footage, existence of multi-story buildings, age of buildings, as well as the number of schools, programs, features and activities at a school site.

A need to accommodate students and staff with disabilities to access the main entrance, multipurpose room, and restroom facilities at Curtiss MS has been identified. Facilities staff was previously delegated authority to execute and expend Bond Program funds for Rapid Access Program (RAP) projects in response to an individual student’s need for programmatic access. These projects require minor installments and adjustments to facilities to ensure a barrier-free learning environment, do not require Division of the State Architect (DSA) approval and thus can be completed “rapidly” and have a project budget that does not exceed \$250,000. The proposed ADA barrier removal project at Curtiss MS does not meet the parameters of the RAP due to its scope and budget. As such, staff is presenting the project proposal to the Board for approval.

Expected Outcomes:

Define and approve six accessibility enhancement projects and one ADA barrier removal project, as detailed in Exhibit A, and adopt the proposed amendment to the Facilities SEP to incorporate therein. Approval will authorize staff to proceed with the implementation of the proposed projects.

Board Options and Consequences:

Adoption of the proposed action will authorize staff to proceed with the expenditure of Bond Program funds to immediately begin designing the proposed projects at seven school sites.

If the Board does not approve the proposal, staff will be unable to initiate the six proposed accessibility enhancement projects, which are necessary to achieve program accessibility as outlined in the Transition Plan, and the ADA barrier removal project at Curtiss MS, which is required for compliance with Section 504 of the Rehabilitation Act and the ADA.

Policy Implications:

The proposal furthers implementation of the Transition Plan. As outlined in the Transition Plan, at Category One, Two and Three schools, an appropriate number of classrooms will be identified to serve as accessible

learning spaces, some of which may require facility improvements to meet the criteria for their assigned accessibility category.

Any potential future room changes by Administrators or Principals will be reviewed by the Division of Special Education, the ADA Compliance Administrator, and the Facilities Services Division to ensure that new accessibility problems are not created as a result of the classroom moves. This will be done in close coordination with school staff to ensure disruptions are minimized.

Budget Impact:

The total combined budget, as currently estimated, for the seven proposed projects is \$47,811,123. The projects will be funded with Bond Program funds earmarked specifically for ADA Transition Plan Implementation.

Each project budget was prepared based on the current information known, and assumptions about the project scope, site conditions, and market conditions. Individual project budgets will be reviewed throughout the planning, design, and construction phases as new information becomes known or unforeseen conditions arise and will be adjusted accordingly to enable the successful completion of each project.

Student Impact:

The seven proposed projects will remove barriers to program accessibility for students and qualified members of the community and ensure that all have an equal opportunity to access programs and activities at each campus.

Issues and Analysis:

Both Title II of the ADA and Section 504 of the Rehabilitation Act of 1973 impose broad-reaching prohibitions against discrimination on the basis of disability. As to facilities, a key requirement for both the ADA and Section 504 is program accessibility: programs, benefits, services, and activities provided by public entities must be accessible to people with disabilities. This means that a qualified individual with a disability is not to be discriminated against because the entity's facilities are inaccessible; however, this does not necessarily mean that all facilities must be accessible. While both laws do require that newly constructed and altered facilities meet stringent accessibility requirements, they do not require that all existing facilities meet those standards, so long as the programs and services provided in those facilities are made accessible to people with disabilities. A program or service can be made accessible by relocating it, providing it in a different manner, or utilizing some other strategy to ensure that people with disabilities have an equal opportunity to benefit from the entity's programs and activities. These proposed projects are in alignment with Los Angeles Unified's implementation of the Board-approved Self-Evaluation and Transition Plan.

Curtiss MS has been assigned a Category Two accessibility level pursuant to the Transition Plan. Staff considered the possibility of reprioritizing the school on the Transition Plan list and proposing a more robust scope that would address all programmatic access requirements. However, it was determined that constructing two concrete ramps to provide students and staff with direct access to the entrance of the school, multipurpose room, and upgrading two restroom facilities was an immediate and pressing priority, and additional accessibility improvements could be undertaken under a new project and at a later date, as anticipated under the Transition Plan.

The Office of Environmental Health and Safety (OEHS) will evaluate the proposed projects in accordance with the California Environmental Quality Act (CEQA).

Bond Oversight Committee Recommendations:

This item was considered by the School Construction Bond Citizens' Oversight Committee (BOC) at its meeting on August 11, 2022. Staff has concluded that this proposed Facilities SEP amendment is in alignment with BOC recommendations and will facilitate Los Angeles Unified's ability to successfully complete the Facilities SEP.

Attachments:

Exhibit A - Define and Approve Six Accessibility Enhancement Projects and One Barrier Removal Project
Exhibit B - Student Eligibility by Program at Seven Schools
Exhibit C - BOC Resolution

Informatives:

None.

Submitted:

8/3/2022



LOS ANGELES UNIFIED SCHOOL DISTRICT

Board of Education Report

Exhibit A

Define and Approve Six Accessibility Enhancement Projects and One Barrier Removal Project

1. 7th Street Elementary Arts Integration Magnet Accessibility Enhancement Project

San Pedro Community of Schools, Local District South, Board District 7 (Tanya Ortiz Franklin)

Project Background and Scope: The 7th Street Elementary Arts Integration Magnet site spans 6.06 acres and is comprised of a K-5 magnet school program. The building area is approximately 48,543 square feet and includes two multi-story permanent buildings, one single-story permanent building, and eight relocatable buildings. The permanent buildings were constructed between 1963 and 1976. As of the 2021-2022 Electronic Capacity Assessment Review (E-CAR), the school served 271 students and currently 55 have been identified as having a disability.

The site has been assigned a Category Two accessibility level. In order to meet the criteria for Category Two, various upgrades to six buildings are required, including: corrections, installation or replacement of one elevator with covered bridge, one new wheelchair lift, one concrete ramp, nine restroom upgrades, one sink/cabinet, one stage adapt, 13 path of travel upgrades, two railings/wing guards, two drinking fountain upgrades, three assembly seat upgrades, one assistive listening device, other miscellaneous upgrades, and any other required improvements or mitigations to ensure compliance with local, state and/or federal facilities requirements.

Project Budget: \$9,065,859

Project Schedule: Construction is anticipated to begin in Q3-2024 and be completed in Q1-2026.

2. Arminta Street Elementary School Accessibility Enhancement Project

Sun Valley Community of Schools, Local District Northeast, Board District 6 (Kelly Gonez)

Project Background and Scope: The Arminta Street Elementary School site spans 5.17 acres and is comprised of a traditional K-5 elementary school program. The building area is approximately 38,987 square feet and includes seven single-story permanent buildings, one multi-story permanent building and 11 relocatable buildings. The permanent buildings were constructed in 1953. As of the 2021-2022 E-CAR, the school served 346 students and currently 59 have been identified as having a disability.

The site has been assigned a Category Two accessibility level. In order to meet the criteria for Category Two, various upgrades to 16 buildings are required, including: corrections, installation or replacement of three assembly seat upgrades, one assistive listening device, one cafeteria counter, one concrete ramp, 11 TMP ramps, six drinking fountain upgrades, 19 accessible path of travel upgrades, 12 railings/wing guards, 10 restroom upgrades, one stage adapt, one new wheelchair lift, other miscellaneous upgrades, and any other required improvements or mitigations to ensure compliance with local, state and/or federal facilities requirements.

Project Budget: \$7,947,569

Project Schedule: Construction is anticipated to begin in Q3-2024 and be completed in Q1-2026.



LOS ANGELES UNIFIED SCHOOL DISTRICT

Board of Education Report

Exhibit A

Define and Approve Six Accessibility Enhancement Projects and One Barrier Removal Project

3. Atwater Avenue Elementary School Accessibility Enhancement Project

Glassell Park / Los Feliz Community of Schools, Local District Central, Board District 5 (Jackie Goldberg)

Project Background and Scope: The Atwater Avenue Elementary School site spans 3.92 acres and is comprised of two K-6 schools/programs, a traditional elementary school program and a dual language two-way immersion Spanish program. The building area is approximately 41,729 square feet and includes two single-story permanent buildings, one multi-story permanent building and nine relocatable buildings. The permanent buildings were constructed between 1960 and 1975. As of the 2021-2022 E-CAR, the school served 283 students and currently 67 have been identified as having a disability.

The site has been assigned a Category Three accessibility level. In order to meet the criteria for Category Three, various upgrades to seven buildings are required, including: corrections, installation or replacement of one assistive listening device, one automatic door opener, one cafeteria counter, one concrete ramp, five drinking fountain upgrades, one existing elevator upgrade, two parking lot upgrades, 20 accessible path of travel upgrades, nine railings/wing guards, eight restroom upgrades, one sink/cabinet, one stage adapt, one new wheelchair lift, one TMP ramp, other miscellaneous upgrades, and any other required improvements or mitigations to ensure compliance with local, state and/or federal facilities requirements.

Project Budget: \$5,010,938

Project Schedule: Construction is anticipated to begin in Q3-2024 and be completed in Q1-2026.

4. Chatsworth Park Elementary Urban Planning/California Distinguished Magnet Accessibility Enhancement Project

Canoga Park / Chatsworth Community of Schools, Local District Northwest, Board District 3 (Scott Schmerelson)

Project Background and Scope: The Chatsworth Park Elementary Urban Planning/California Distinguished Magnet site spans 5.76 acres and is comprised of a K-5 magnet school program. The building area is approximately 32,650 square feet and includes four single-story permanent buildings, one multi-story permanent building and seven relocatable buildings. The permanent buildings were constructed between 1935 and 1959, with some identified as historical resources. As of the 2021-2022 E-CAR, the school served 375 students and currently 34 have been identified as having a disability.

The site has been assigned a Category Two accessibility level. In order to meet the criteria for Category Two, various upgrades to five buildings are required, including: corrections, installation, or replacement of three assembly seat upgrades, two assistive listening devices, three concrete ramps, two drinking fountain upgrades, one playground component/matting, five accessible path of travel upgrades, seven railings/wing guards, seven restroom upgrades, two sinks/cabinets, one stage adapt, one new wheelchair lift, other miscellaneous upgrades, and any other required improvements or mitigations to ensure compliance with local, state and/or federal facilities requirements.

Project Budget: \$5,622,671

Project Schedule: Construction is anticipated to begin in Q3-2024 and be completed in Q1-2026



LOS ANGELES UNIFIED SCHOOL DISTRICT

Board of Education Report

Exhibit A

Define and Approve Six Accessibility Enhancement Projects and One Barrier Removal Project

5. Christopher Columbus Middle School Accessibility Enhancement Project

Canoga Park / Chatsworth Community of Schools, Local District Northwest, Board District 3 (Scott Schmerelson)

Project Background and Scope: The Christopher Columbus Middle School site spans 19.96 acres and is comprised of four 6-8 schools/programs, a traditional middle school program, a medical/math/science magnet program, a media arts/communication magnet program, and a co-located charter school program. The building area is approximately 131,128 square feet and includes 18 single-story permanent buildings, four multi-story permanent buildings, and two relocatable buildings. The permanent buildings were constructed between 1959 and 1965. As of the 2021-2022 E-CAR, the school served 649 students and currently 114 have been identified as having a disability.

The site has been assigned a Category Two accessibility level. In order to meet the criteria for Category Two, various upgrades to 21 buildings are required, including: corrections, installation, or replacement of five assistive listening devices, one automatic door opener, one cafeteria counter, six concrete ramps, 15 drinking fountain upgrades, two locker upgrades, one parking lot upgrade, 78 accessible path of travel upgrades, 13 railings/wing guards, 19 restroom upgrades, two sinks/cabinets, one stage adapt, one new wheelchair lift, other miscellaneous upgrades, and any other required improvements or mitigations to ensure compliance with local, state and/or federal facilities requirements.

Project Budget: \$12,002,244

Project Schedule: Construction is anticipated to begin in Q3-2024 and be completed in Q1-2026.

6. Florence Nightingale Middle School Accessibility Enhancement Project

Lincoln Heights / El Sereno Community of Schools, Local District East, Board District 2 (Mónica García)

Project Background and Scope: The Florence Nightingale Middle School site spans 8.85 acres and is comprised of four 6-8 schools/programs, one traditional middle school program, a medicine/health/kinesiology magnet program, a business entrepreneurship technology magnet program, and a gifted stem magnet program. The building area is approximately 154,568 square feet and includes three single-story permanent buildings, and nine multi-story buildings. The permanent buildings were constructed between 1937 and 1971, with some identified as historical resources. As of the 2021-2022 E-CAR, the school served 809 students and currently 146 have been identified as having a disability.

The site has been assigned a Category Three accessibility level. In order to meet the criteria for Category Three, various upgrades to nine buildings are required, including: corrections, installation, or replacement of three assembly seat upgrades, one assistive listening device, four automatic door openers, two concrete ramps, three drinking fountain upgrades, 12 accessible path of travel upgrades, four railings/wing guards, seven restroom upgrades, one stage adapt, one new wheelchair lift, other miscellaneous upgrades, and any other required improvements or mitigations to ensure compliance with local, state and/or federal facilities requirements.

Project Budget: \$5,651,586

Project Schedule: Construction is anticipated to begin in Q3-2024 and be complete in Q1-2026.



LOS ANGELES UNIFIED SCHOOL DISTRICT

Board of Education Report

Exhibit A

Define and Approve Six Accessibility Enhancement Projects and One Barrier Removal Project

7. Glenn Hammond Curtiss Middle School Barrier Removal Project

Carson Community of Schools, Local District South, Board District 7 (Tanya Ortiz Franklin)

Project Background and Scope: The Glenn Hammond Curtiss Middle School site spans 19.88 acres and is comprised of three 6-8 schools/programs, a traditional middle school program, a science/technology/engineering/art/mathematics magnet program, and a co-located charter school program. The building area is approximately 159,950 square feet and includes three single-story permanent buildings, four multi-story buildings, and five relocatable buildings. The permanent buildings were constructed in 1969. As of the 2021-2022 E-CAR, the school served 359 students and currently 59 have been identified as having a disability.

This is an Americans with Disabilities Act barrier removal project to accommodate students and staff with disabilities to access the main entrance, multipurpose room, and restroom facilities at the school. The project will include the construction of two concrete ramps, two restroom upgrades, and any other required improvements or mitigations to ensure compliance with local, state and/or federal facilities requirements.

Project Budget: \$2,510,256

Project Schedule: Construction is anticipated to begin in Q1-2024 and be completed in Q4-2024.

Exhibit B

Student Eligibility by Program at Seven Schools

Disability Category	7th St EAIM	Arminta ES	Atwater ES	Chatsworth Park EUPCDM	Columbus MS	Nightingale MS	Curtiss MS
Orthopedic Impairment (OI)	<11	0	<11	<11	<11	<11	0
Other Health Impairment (OHI)	<11	<11	<11	<11	13	22	<11
Established Medical Disability (EMD)	0	0	0	0	0	0	0
Visual Impairment (VI)	0	0	0	0	0	0	0
Autism (AUT)	29	<11	30	<11	26	23	12
Deaf Blindness (DB)	0	0	0	0	0	0	0
Deafness (DEAF)	0	0	0	0	<11	0	0
Deferred Eligibility (Preschool Only)	0	0	0	0	0	0	0
Emotional Disturbance (ED)	<11	0	0	0	<11	<11	<11
Hard of Hearing (HH)	0	0	0	0	<11	<11	0
Intellectual Disability (ID)	<11	0	<11	0	<11	<11	0
Multiple Disabilities Hearing (MDH)	0	0	0	0	0	0	0
Multiple Disabilities Orthopedic (MDO)	0	0	0	0	0	0	0
Multiple Disabilities Vision (MDV)	0	0	0	0	0	0	0
Specific Learning Disability (SLD)	<11	14	11	14	58	88	36
Speech or Language Impairment (SLI)	<11	29	14	<11	<11	<11	<11
Traumatic Brain Injury (TBI)	0	0	0	0	0	0	0
Grand Total	55	59	67	34	114	146	59

To ensure confidentiality of individual student results and compliance with Los Angeles Unified policy and State guidelines, data is suppressed if the number of students included in calculations is less than 11.



Accessibility Enhancement and Barrier Removal Projects



*Bond Oversight Committee Meeting
August 11, 2022*

Background

- October 10, 2017: Board approved the Self-Evaluation and Transition Plan (Transition Plan) under the Americans with Disabilities Act (ADA) to further Los Angeles Unified efforts to comply with ADA Title II program accessibility requirements
- Under the Transition Plan each school is assigned to one of three levels of accessibility, and schools requiring accessibility improvements are prioritized for project development
- Accessibility level assignments and project prioritization is based on an assessment of more than two dozen criteria including:
 - School programs
 - Matriculation options
 - Feeder Pattern
 - Geographic location
 - Known (or anticipated/matriculating) population of students with disabilities or parents/guardians with disabilities
 - Type of instructional model
 - Public input

Background (*Continued*)

- Levels of Accessibility
 - Category One: Schools with highest level access
 - Generally, in accordance with applicable physical accessibility standards
 - 1A: “full accessibility” schools -- built to new construction standards
 - 1B: “high accessibility” schools -- altered with some limited exceptions
 - Category Two: “Program-Accessible” schools
 - Core spaces and features will be accessible
 - Program accessibility will be provided to all programs and activities at the school
 - Category Three: “Core Access” schools
 - A basic level of access will be provided for core buildings and certain common spaces
- Accessibility enhancement projects are developed only for those schools that do not yet meet their assigned category/level of accessibility and thus require facilities improvements

Barrier Removal Project

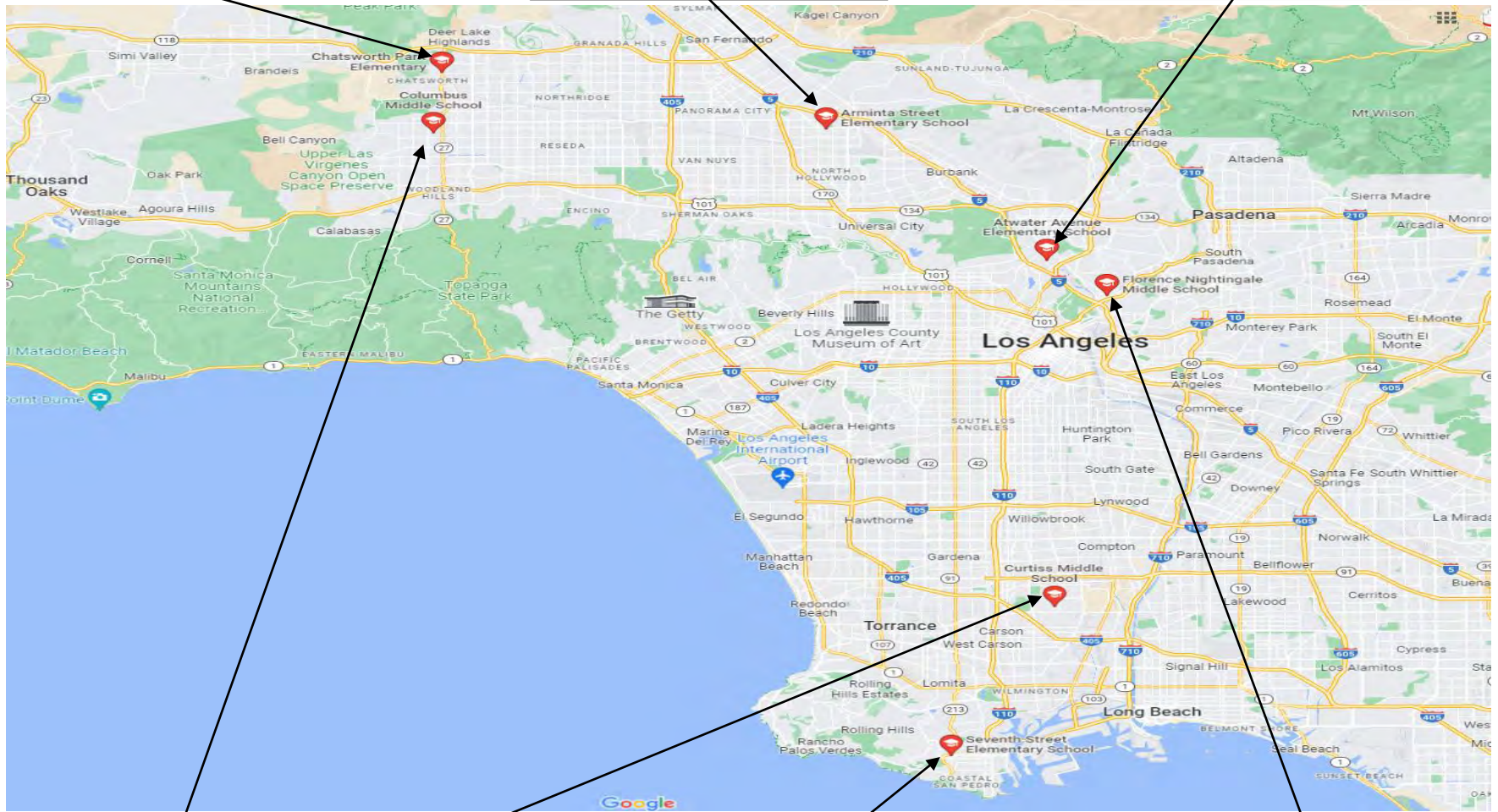
- A need to accommodate students and staff with disabilities to access the main entrance, multipurpose room, and restroom facilities at Curtiss MS has been identified.
- Facilities staff was previously delegated authority to execute and expend Bond Program funds for Rapid Access Program (RAP) projects in response to an individual student's need for programmatic access.
- These projects require minor installments and adjustments to facilities to ensure a barrier-free learning environment, do not require Division of the State Architect (DSA) approval and thus can be completed "rapidly" and have a project budget that does not exceed \$250,000.
- The proposed ADA barrier removal project at Curtiss MS does not meet the parameters of the RAP due to its scope and budget.
- As such, staff is presenting the project proposal to the Board for approval.

Project Location Map

Chatsworth Park ES
BD 3; LD Northwest
Canoga Pk./Chatsworth CoS

Arminta ES
BD 6; LD Northeast
Sun Valley CoS

Atwater Avenue ES
BD 5; LD Central
Glassell Park/Los Feliz CoS



Christopher Columbus MS
BD 3; LD Northwest
Canoga Pk./Chatsworth CoS

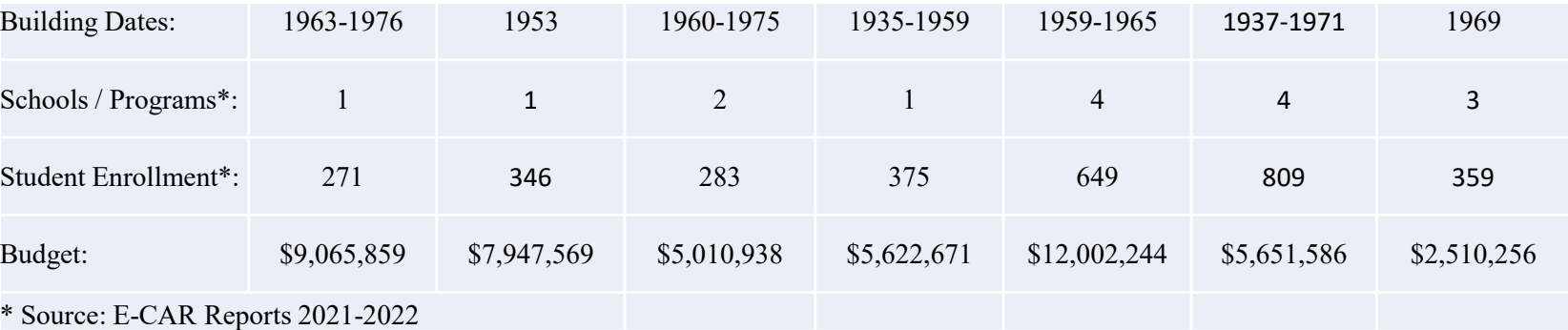
Curtiss MS
BD 7; LD South
Carson CoS

7th Street Elementary Arts
Integration Magnet
BD 7; LD South; San Pedro CoS

Florence Nightingale MS
BD 2; LD East
Lincoln Heights/El Sereno CoS

Category Overview

School	Project Budget	Category
7 th Street Elementary Arts Integration Magnet	\$9,065,859	2
Arminta ES	\$7,947,569	2
Atwater Avenue ES	\$5,010,938	3
Chatsworth Park ES	\$5,622,671	2
Christopher Columbus MS	\$12,002,244	2
Florence Nightingale MS	\$5,651,585	3
Curtiss MS	\$2,510,256	ADA Barrier Removal
TOTAL	\$ 47,811,123	



Student Eligibility by Program at Seven Schools

Disability Category	7th St EAIM	Arminta ES	Atwater ES	Chatsworth Park EUPCDM	Columbus MS	Nightingale MS	Curtiss MS
Orthopedic Impairment (OI)	<11	0	<11	<11	<11	<11	0
Other Health Impairment (OHI)	<11	<11	<11	<11	13	22	<11
Established Medical Disability (EMD)	0	0	0	0	0	0	0
Visual Impairment (VI)	0	0	0	0	0	0	0
Autism (AUT)	29	<11	30	<11	26	23	12
Deaf Blindness (DB)	0	0	0	0	0	0	0
Deafness (DEAF)	0	0	0	0	<11	0	0
Deferred Eligibility (Preschool Only)	0	0	0	0	0	0	0
Emotional Disturbance (ED)	<11	0	0	0	<11	<11	<11
Hard of Hearing (HH)	0	0	0	0	<11	<11	0
Intellectual Disability (ID)	<11	0	<11	0	<11	<11	0
Multiple Disabilities Hearing (MDH)	0	0	0	0	0	0	0
Multiple Disabilities Orthopedic (MDO)	0	0	0	0	0	0	0
Multiple Disabilities Vision (MDV)	0	0	0	0	0	0	0
Specific Learning Disability (SLD)	<11	14	11	14	58	88	36
Speech or Language Impairment (SLI)	<11	29	14	<11	<11	<11	<11
Traumatic Brain Injury (TBI)	0	0	0	0	0	0	0
Grand Total	55	59	67	34	114	146	59

To ensure confidentiality of individual student results and compliance with Los Angeles Unified policy and State guidelines, data is suppressed if the number of students included in calculations is less than 11.

7th Street Elementary Arts Integration Magnet

Campus Acreage: 6.06

Buildings from: 1963-1976

General Scope:

Accessibility enhancement
improvements in 6 buildings.

Scope includes:

- (1) New Elevator & Bridge
- (1) New Concrete Ramp
- (9) Restroom Upgrades
- (13) Path of Travel Upgrades
- (1) Stage Lift
- (1) Sink/Cabinet
- (1) Stage Adapt
- (2) Railings/Wing Guards
- (2) Drinking Fountain Upgrades
- (3) Assembly Seat Upgrades
- (1) Assistive Listening Device

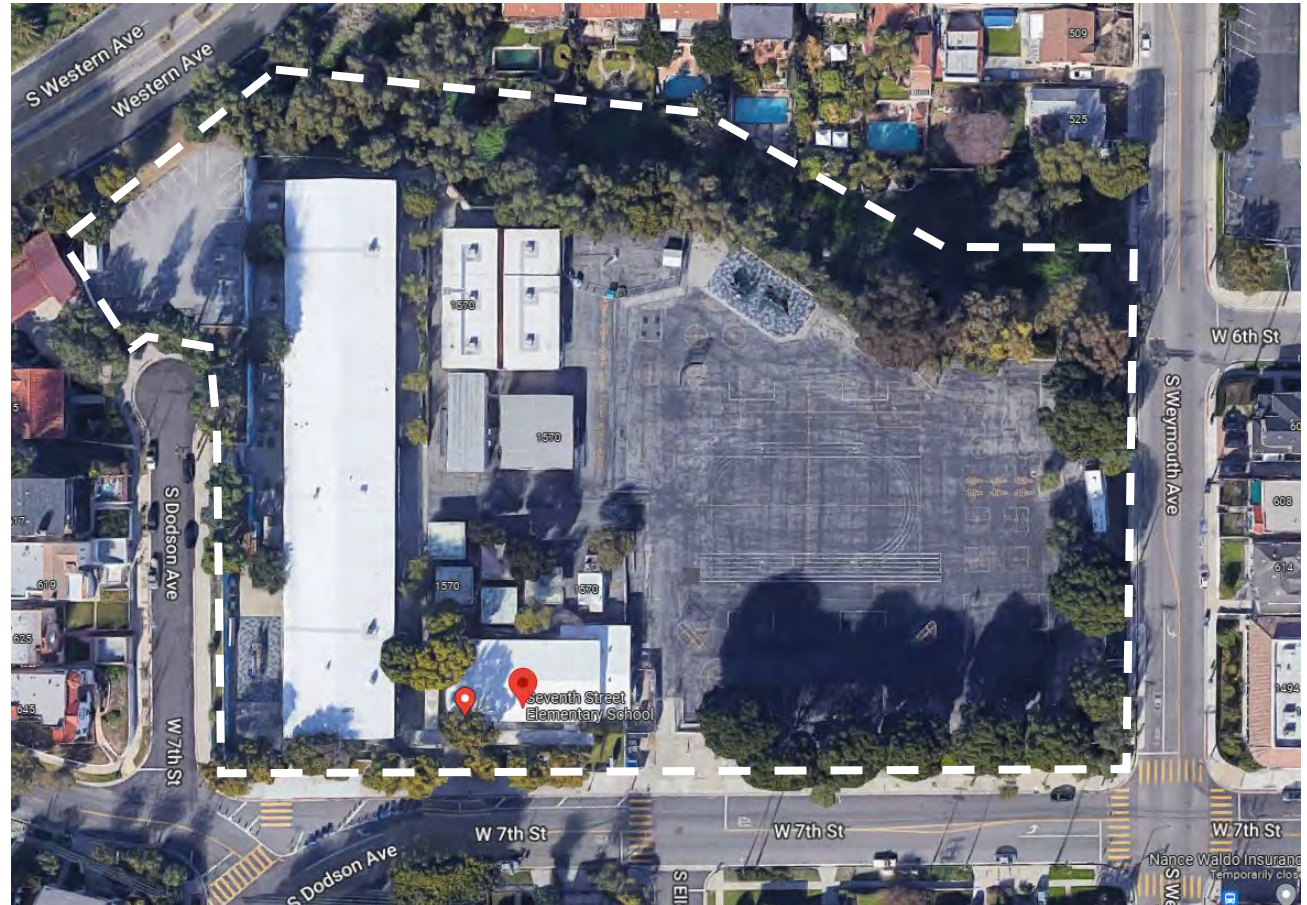
Comments:

- (1) K-5 Magnet School Program

Project Budget: \$9,065,859

Project Schedule:

Construction anticipated to begin in
Q3-2024 and be completed in Q1-
2026



Arminta St ES

Campus Acreage: 5.17

Buildings on: 1953

General Scope:

Accessibility enhancement
improvements in 16 buildings.

Scope includes:

- (1) Concrete Ramp
- (11) TMP Ramps
- (10) Restroom Upgrades
- (19) Path of Travel Upgrades
- (1) Stage Lift

Comments:

- (1) K-5 Elementary School Program

Project Budget: \$7,947,569

Project Schedule:

Construction anticipated to begin in
Q3-2024 and be completed in Q1-
2026



Atwater Avenue Elementary School

Campus Acreage: 3.92

Buildings from: 1960-1975

General Scope:

Accessibility enhancement
improvements in 7 buildings.

Scope includes:

- (1) Concrete Ramp
- (8) Restroom Upgrades
- (20) Path of Travel Upgrades
- (1) Stage lift

Comments:

(2) K-6 Elementary & Dual
Language Spanish Programs

Project Budget: \$5,010,938

Project Schedule:

Construction anticipated to begin in
Q3-2024 and be completed in Q1-
2026



Chatsworth Park Elementary UP/CD Magnet

Campus Acreage: 5.76

Buildings from: 1935-1959

General Scope:

Accessibility enhancement
improvements in 5 buildings.

Scope includes:

- (3) Concrete Ramps
- (7) Restroom Upgrades
- (5) Path of Travel Upgrades
- (1) Stage Lift

Comments:

(1) K-5 Magnet School Program
Auditorium and Classroom Building B
are Historically Eligible

Project Budget: \$5,622,671

Project Schedule:

Construction anticipated to begin in
Q3-2024 and be completed in Q1-2026



Christopher Columbus Middle School

Campus Acreage: 19.96

Buildings from: 1959-1965

General Scope:

*Accessibility enhancement
improvements in 21 buildings.*

Scope includes:

(6) Concrete Ramps

(19) Restroom Upgrades

(78) Path of Travel Upgrades

(1) Stage Lift

Comments:

*(4) 6-8 Middle School,
Medical/Math/Science Magnet, Media
Arts/Communication Magnet, and Co-
Located Charter Programs*

Project Budget: \$12,002,244

Project Schedule:

*Construction anticipated to begin in
Q3-2024 and be completed in Q1-2026*



Florence Nightingale Middle School

Campus Acreage: 8.85

Buildings from: 1937-1971

General Scope:

Accessibility enhancement improvements in 9 buildings.

Scope includes:

- (2) Concrete Ramps*
- (7) Restroom Upgrades*
- (12) Path of Travel Upgrades*
- (1) Stage Lift*

Comments:

(4) 6-8 Middle School, Medicine/Health/Kinesiology Magnet, Business Entrepreneurship Technology Magnet, and Gifted Stem Magnet Programs

Historically Eligible

Project Budget: \$5,651,586

Project Schedule:

Construction anticipated to begin in Q3-2024 and be completed in Q1-2026



Glenn Hammond Curtiss Middle School

Campus Acreage: 19.88

Buildings on: 1969

General Scope:

ADA Barrier Removal Project to accommodate students and staff with disabilities to access the main entrance, multipurpose room, and restroom facilities at the school.

Scope includes:

- (2) New Concrete Ramp*
- (2) Restroom Upgrades*


Comments:

(3) 6-8 Middle School, Science/Technology/Engineering/Art/Mathematics Magnet, and Co-Located Charter School Programs

Project Budget: \$2,510,256

Project Schedule:


Construction anticipated to begin in Q1-2024 and be completed in Q4-2024



Questions ?

AGENDA ITEM

#8



ITD BOC Quarterly Program Status

April 1 – June 30, 2022

August 11, 2022

Table of Contents

- Executive Summary (slides 3-5)
- High-Level Active Projects Status Dashboards (slides 6-7)
- Active Projects Budgets (slide 8)
- Active Projects Updates (slides 9-15)



Executive Summary

Active Projects – Highlights

Radio System Modernization (slide 11)

- Kickoff meeting held with vendor, sponsors, and representative from the Superintendent's office on June 1, 2022.

Telecommunications and Network Upgrades at 83 Schools (slide 14)

- All work completed at 74 schools, exceeding scheduled target of 73 schools for Q2 2022. This includes an upgraded Wireless Local Area Network (WLAN), Local Area Network (LAN), VoIP Phone system, and PA system.



Executive Summary

Active Projects – Key Milestones

Disaster Recovery and Business Continuity (DRBC) (slide 9)

- Cloud DR is in Phase 1 (Discovery, Design and Planning) and is scheduled to complete in Q3 2022, instead of Q2 2022 as originally planned. The vendor was granted an extension to provide proper level of detail in the deliverables for this phase (Current State, Future State, Gap Analysis and Detailed Project Plan along with updated usage/costs of the Cloud Resources needed for the proposed solution.

Enterprise Help Desk (slide 10)

- Service Catalog, Problem Management, and Virtual Agent moved into production on May 27, 2022, as planned.
- Introduction of new system to parents is anticipated for Q3 2022, instead of Q2 2022 as previously planned.

Radio System Modernization (slide 11)

- Kickoff meeting held with vendor, sponsors, and representative from the Superintendent's office on June 1, 2022.
- Design Review and Engineering Phase is in progress and is scheduled to complete by Q4 2022.



Executive Summary

Active Projects – Key Milestones

School Network Systems Upgrade Project, Phase 1 (262 Sites) (slides 12-13)

- **Group 1 (154 Sites)**
 - Phone survey and designs completed at 68 sites, PA survey and designs completed at 55 sites, and Security System survey and designs completed at 8 sites.
 - Global equipment shortages and supply chain issues continue to impact the overall progress of the project.
- **Group 2 (108 Sites)**
 - Survey and designs anticipated to begin Q3 2022.

Telecommunications and Network Upgrades at 83 Schools (slide 14)

- All work completed at 74 schools, exceeding scheduled target of 73 schools for Q2 2022. This includes an upgraded Wireless Local Area Network (WLAN), Local Area Network (LAN), VoIP Phone system, and PA system.
- Global equipment shortages and supply chain issues continue to impact the overall progress of the project.

Wireless Network Equipment Upgrade Project (160 Schools) (slide 15)

- 137 schools received a new Wireless Local Area Network (WLAN) system, exceeding scheduled target of 132 schools for Q2 2022.
- Global equipment shortages and supply chain issues continue to impact the overall progress of the project.



High-Level Active Projects Status Dashboard

Active Projects

Project	Project Description	Project Status			
		Budget	Schedule	Scope	Other
Disaster Recovery and Business Continuity (DRBC)	Ensures the District's ability to recover after a disaster (includes Cafeteria Management System)				
Enterprise Help Desk	Implement Enterprise Service Management system for parents and community members to submit service requests				
Radio System Modernization	Modernizes District's Radio System				
School Network Systems Upgrade Project, Phase 1 (262 Sites)	Replace failing and obsolete network, telephone, and public-address and/or security equipment at 262 schools				
Telecommunications and Network Upgrades at 83 Schools	Replaces failing and obsolete telephone, network, public address systems and equipment at 83 schools				
Wireless Network Equipment Upgrade (160 Schools)	Replaces failing and obsolete wireless systems and equipment at 160 schools				

LEGEND

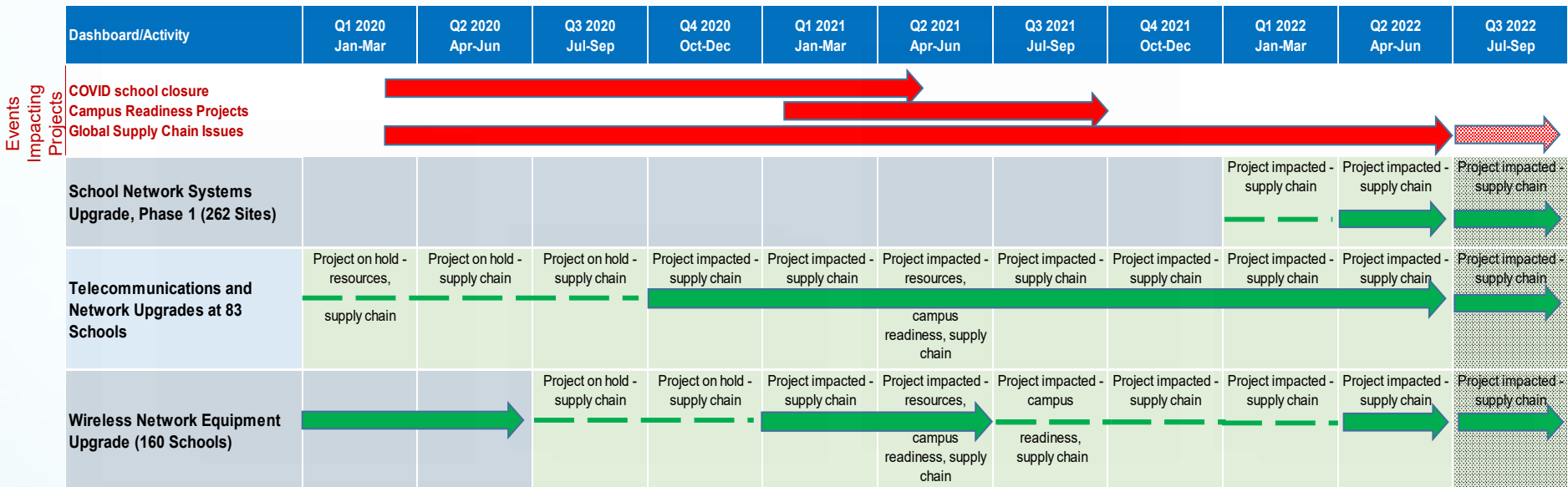
- Project is proceeding as planned (i.e. on or ahead of schedule or under budget).
- Project has experienced changes, such as a task schedule delay, however, the *overall* budget/schedule/scope remains unchanged.
- Project has experienced a change which will adversely affect the *overall* budget/schedule/scope.
- Project hold based on Executive re-prioritization or extenuating circumstances.



High-Level Active Projects Status Dashboard

Projects Impacted by the COVID-19 Pandemic

On March 13, 2020, LA Unified closed in-person instruction to protect students, staff and the community from the COVID-19 virus. The Pandemic has impacted on-time delivery of multiple projects due to Global Supply chain issues and shortages* and the need to reallocate District resources to deliver shifting District priorities.** Projects have either been put on hold or continued with limited resources. Below is a snapshot of impacted projects:



*Global Supply Chain Issues:

- The pandemic has resulted in equipment shortages impacting the availability of needed project equipment, including wireless controllers, semi-conductors, and microchips.

**Shifting District Priorities (Campus Readiness/Reopening/Opening of Schools):

- To reopen/open schools, resources and/or equipment were reallocated to:
 - Campus Readiness
 - Designed and deployed a new network architecture and equipment to support expanded use of devices and connection to the network upon students return, as well as classroom learning in outside classrooms and tents.
 - Advancing Local Area Network Modernizations
 - Efforts underway to update technology infrastructure at more schools to accommodate increased demand.
 - Hybrid instruction models mean more devices are accessing the network simultaneously.
 - Projects completed, underway, and planned make school networks more adaptable to trends in the industry.

Active Projects Budgets

Program	Approved Budget	Encumbrances/ Expenditures	Balance as of 6/30/22
Disaster Recovery and Business Continuity (DRBC)	\$73,941,748	\$65,592,569	\$8,349,179
Enterprise Help Desk	\$3,500,000	\$2,634,042	\$865,958
Food Services Technology Upgrade	\$6,300,000	\$5,821,165	\$478,835
Radio Systems Modernization	\$38,088,895	\$15,190,537	\$22,898,358
School Network Systems Upgrade Project, Phase 1 (262 Sites)	\$290,207,452	\$21,901,176	\$268,306,276
Telecommunications and Network Upgrades at 83 Schools	\$70,297,644	\$47,297,243	\$23,000,401
Wireless Network Equipment Upgrade (160 Schools)	\$6,161,300	\$4,445,409	\$1,715,891
TOTAL*	\$488,497,039	\$162,882,141	\$325,614,898

*E-Rate not included.



Disaster Recovery and Business Continuity (DRBC)

Project Description: Establish a consolidated data center at Van Nuys. Design and implement a Cloud/Hybrid Disaster Recovery Solution to maintain critical applications and technologies to meet operational needs during or after disasters and emergencies. Business Continuity refers to the District's ability to continue operating during a time when critical systems and applications are impacted or not available.

Dashboard/Activity	Q1 2022 Jan-Mar	Q2 2022 Apr-Jun	Q3 2022 Jul-Sep	Q4 2022 Oct-Dec
Cafeteria Management Project				Q2 2023
Plan, Bid and Implement Cloud/Hybrid Disaster Recovery Solution				Q2 2023


Highlights:

- Cloud DR is now in the Discovery, Design and Planning Phase (Phase 1) and is scheduled to complete in Q3 2022, instead of Q2 2022 as originally planned, in order to complete the deliverables for this phase.
- Remaining components of the Café Management DR project, funded as a component of the Food Services Technology Upgrade Project, are dependent on the Cloud/Hybrid Disaster Recovery Solution.

Enterprise Help Desk

Project Description: The Enterprise Help Desk Project is a joint initiative between ITD and the Office of the Superintendent. The project will implement an Enterprise Service Management (ESM) software tool to capture, track, manage, and measure help desk interactions with parents and community members. This system will also enable parents and community members to engage in self-service via a virtual assistant, using Artificial Intelligence and a knowledge management database, and provide insights to District leadership for data-driven decision making.

Dashboard/Activity	Q1 2022 Jan-Mar	Q2 2022 Apr-Jun	Q3 2022 Jul-Sep	Q4 2022 Oct-Dec
Application setup, document requirements, and go-live with Local Districts and early adopters				





Highlights:

- Service Catalog, Problem Management, and Virtual Agent moved into production on May 27, 2022, as planned.
- Communication materials currently being reviewed by sponsors and stakeholders.
- Introduction of new system to parents is anticipated for Q3 2022, instead of Q2 2022 as previously planned.
- Enabling of Mobile App access is planned for Q3 2022.

Radio System Modernization

Project Description: Modernize District's Radio System replacing obsolete infrastructure and unify radio system into one system allowing improved communications for schools, school police, transportation and emergency operations.

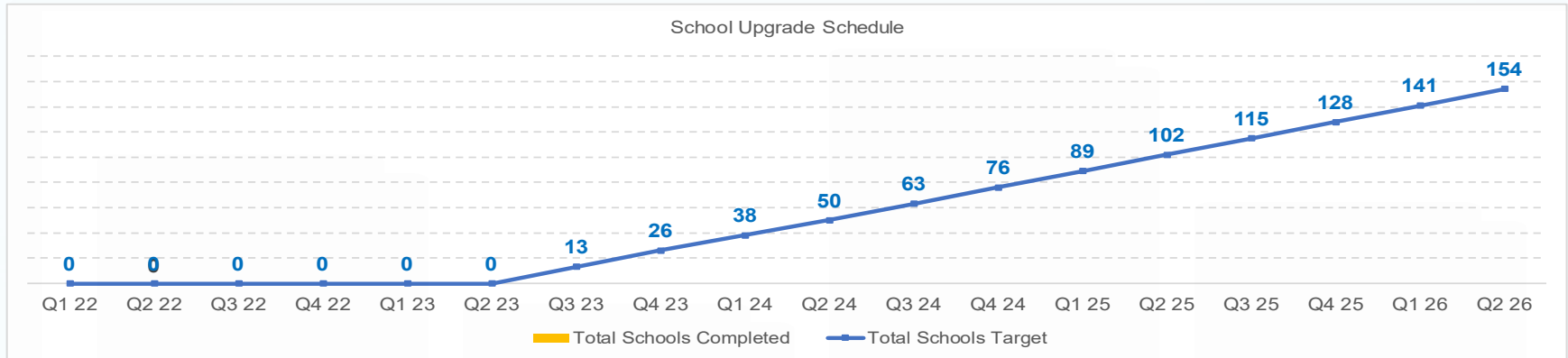
Dashboard/Activity	Q1 2022 Jan-Mar	Q2 2022 Apr-Jun	Q3 2022 Jul-Sep	Q4 2022 Oct-Dec
Develop Bid for Procurement, Vendor selection				
Upgrade radio system				

Highlights:

- Procurement phase completed (as of Q1 2022).
- Kickoff meeting held with vendor, sponsors, and representative from the Superintendent's office on June 1, 2022.
- Design Review and Engineering Phase is in progress and is scheduled to complete by Q4 2022.

School Network Systems Upgrade Project, Phase 1 (262 Sites) – Group 1

Project Description: Replace obsolete, end-of-life, and failing network, telephone, and public-address equipment to modernize telecommunications systems, and/or replace security systems. Project will be executed as two groups of schools.



	Q1 22 Jan-Mar	Q2 22 Apr-Jun	Q3 22 Jul-Sep	Q4 22 Oct-Dec	Q1 23 Jan-Mar	Q2 23 Apr-Jun	Q3 23 Jul-Sep	Q4 23 Oct-Dec	Q1 24 Jan-Mar	Q2 24 Apr-Jun	Q3 24 Jul-Sep	Q4 24 Oct-Dec	Q1 25 Jan-Mar	Q2 25 Apr-Jun	Q3 25 Jul-Sep	Q4 25 Oct-Dec	Q1 26 Jan-Mar	Q2 26 Apr-Jun
Phone Survey and Design	34	68																
Phone System Installation	0	3																
PA Survey and Design	19	55																
PA System Installation	0	0																
LAN/WLAN/Fiber Survey and Design	0	3																
LAN/WLAN/Fiber System Installation	0	0																
Security System Survey and Design	8	8																
Security System Installation	0	0																
Completed in Qtr	0	0																
Total Schools Completed	0	0																
Total Schools Target	0	0	0	0	0	0	13	26	38	50	63	76	89	102	115	128	141	154

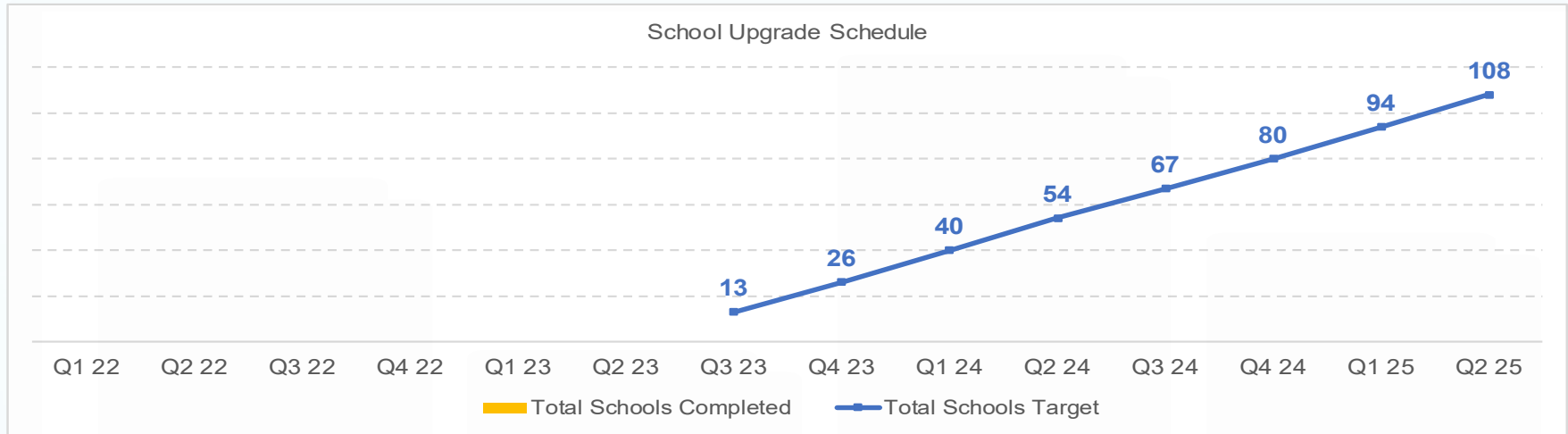
Note: all figures in the above table are cumulative/running totals, except for figures in the "Completed in Qtr" row.

Highlights:

- Phone survey and designs completed at 68 sites, PA survey and designs completed at 55 sites, and Security System survey and designs completed at 8 sites.
- Global equipment shortages and supply chain issues continue to impact the overall progress of the project.

School Network Systems Upgrade Project, Phase 1 (262 Sites) – Group 2

Project Description: Replace obsolete, end-of-life, and failing network, telephone, and public-address equipment to modernize telecommunications systems, and/or replace security systems. Project will be executed as two groups of schools.



	Q1 22	Q2 22	Q3 22	Q4 22	Q1 23	Q2 23	Q3 23	Q4 23	Q1 24	Q2 24	Q3 24	Q4 24	Q1 25	Q2 25
	Jan-Mar	Apr-Jun	Jul-Sep	Oct-Dec	Jan-Mar	Apr-Jun	Jul-Sep	Oct-Dec	Jan-Mar	Apr-Jun	Jul-Sep	Oct-Dec	Jan-Mar	Apr-Jun
Phone Survey and Design														
Phone System Installation														
PA Survey and Design														
PA System Installation														
LAN/WLAN/Fiber Survey and Design														
LAN/WLAN/Fiber System Installation														
Security Survey and Design														
Security System Installation														
Completed in Qtr														
Total Schools Completed														
Total Schools Target							13	26	40	54	67	80	94	108

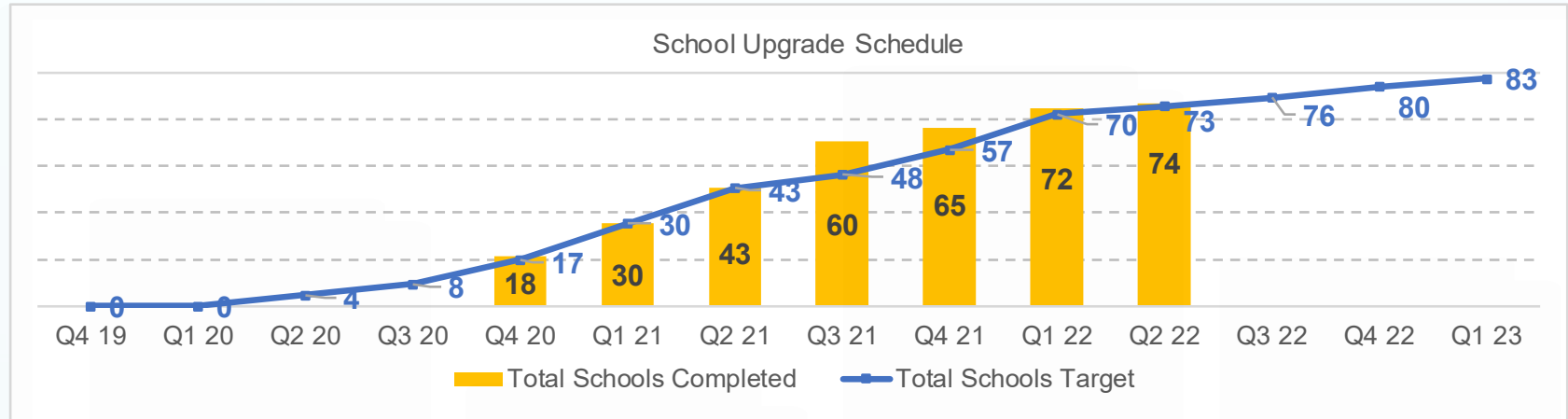
Note: all figures in the above table are cumulative/running totals, except for figures in the "Completed in Qtr" row.

Highlights:

- Survey and designs anticipated to begin Q3 2022.

Telecommunications and Network Upgrades at 83 Schools Project

Project Description: Replaces failing and obsolete telephone, network, and public address systems and equipment at 83 school sites to improve school site communication and safety.



	Q4 19 Oct-Dec	Q1 20 Jan-Mar	Q2 20 Apr-Jun	Q3 20 Jul-Sep	Q4 20 Oct-Dec	Q1 21 Jan-Mar	Q2 21 Apr-Jun	Q3 21 Jul-Sep	Q4 21 Oct-Dec	Q1 22 Jan-Mar	Q2 22 Apr-Jun	Q3 22 Jul-Sep	Q4 22 Oct-Dec	Q1 23 Jan-Mar
In Design	0	0	17	38	22	6	0	0	0	0	0			
Installation Phase	0	0	4	13	21	30	43	58	64	83	83			
Public Address System	0	0	6	20	35	50	69	79	82	83	83			
Phone System Completed	0	4	19	39	58	66	79	82	83	83	83			
Local Area Network Completed	0	0	0	17	27	37	51	62	65	72	74			
Wireless Network Completed	0	0	0	11*	18	34	51	62	65	72	74			
Completed in Qtr	0	0	0**	0**	18	12	13	17	5	7	2			
Total Schools Completed	0	0	0**	0**	18	30	43	60	65	72	74			
Total Schools Target	0	0	4	8	17	30	43	48	57	70	73	76	80	83

*A portion of the interior and exterior access point and antenna work completed at the targeted # of schools.

**Although nearly all work had been completed at the targeted # of schools, the installation of a wireless controller remained, thus the total number of schools fully completed was 0.

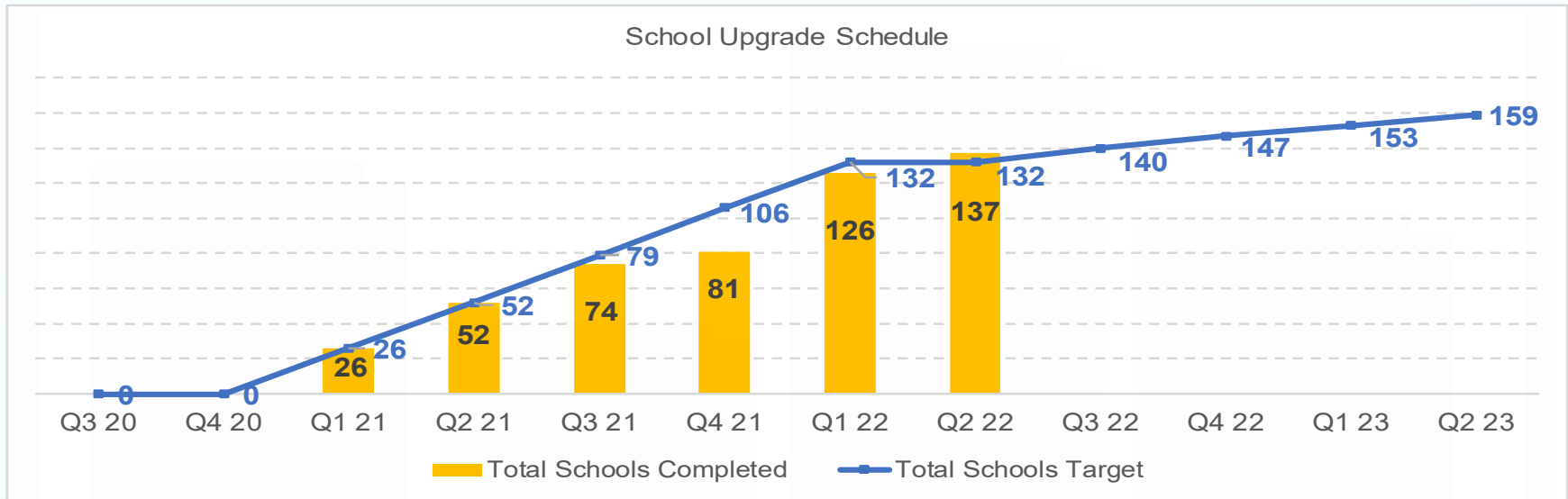
Note: all figures in the above table are cumulative/running totals, except for figures in the "Completed in Qtr" and "In Design" rows.

Highlights:

- Survey and designs completed for all 83 schools (as of Q2 2021).
- All work completed at 74 schools, exceeding scheduled target of 73 schools for Q2 2022. This includes an upgraded Wireless Local Area Network (WLAN), Local Area Network (LAN), VoIP Phone system, and PA system.
- Global equipment shortages and supply chain issues continue to impact the overall progress of the project.

Wireless Network Equipment Upgrade Project (160 Schools)

Project Description: Replaces failing and obsolete wireless systems and equipment at 160 schools to meet daily instructional and operational needs of students, teachers, and staff.



	Q3 20 Jul-Sep	Q4 20 Oct-Dec	Q1 21 Jan-Mar	Q2 21 Apr-Jun	Q3 21 Jul-Sep	Q4 21 Oct-Dec	Q1 22 Jan-Mar	Q2 22 Apr-Jun	Q3 22 Jul-Sep	Q4 22 Oct-Dec	Q1 23 Jan-Mar	Q2 23 Apr-Jun
In Design	6	46	30	39	0	0	0	0				
Installation Phase	0	0	26	27	10	28	40	0				
Completed in Qtr	0	0	26	22	22	7	40	11				
Total Schools Completed	0	0	26	52	74	81	126	137				
Total Schools Target	0	0	26	52	79	106	132	132	140	147	153	159

Highlights:

- Survey and designs completed at all 159 project school sites (as of Q3 2021).
- 137 schools received a new Wireless Local Area Network (WLAN) system, exceeding scheduled target of 132 schools for Q2 2022.
- Global equipment shortages and supply chain issues continue to impact the overall progress of the project.

AGENDA ITEM

#9

Chief Facilities Executive's Report



Los Angeles Unified School District
School Construction Bond Citizens' Oversight Committee
August 11, 2022

LAUSD's Owner-Controlled Insurance Program (OCIP)

Owner-Controlled Insurance Programs (OCIPs)

A single insurance plan designed to cover most liability arising from a construction project

Combines the coverage benefits of several insurance policies normally used for construction projects, such as general liability, workers' compensation, and builders' risk into a single policy

LAUSD's OCIP covers contractors' insurance costs for both new and existing bond-funded construction projects

LAUSD's OCIP Covers:

Commercial General Liability (CGL)

Workers' Compensation

Excess Liability

Contractors' Pollution Liability

Builders' Risk



OCIP Advantages

Advantages include:

Elimination of disputes over who's insurance is the responsible party

Economy of scale pricing

All contractors share in the District's good insurance rates (due to low loss rates)

Levels the playing field for small businesses as they can get the same rate as larger firms



Why LAUSD Gets Such Good Rates:

- *Loss Sensitive Rates*
- *Our Safety Record*
- *\$3 Million Speech*



LAUSD's OCIP Savings



Savings vs Traditional Contractor-Provided Insurance:

<u>Savings</u>	<u>Construction Value</u>
OCIP I: ?	\$3.2 Billion
OCIP II: \$71,690,600	\$5.7 Billion
OCIP III: \$10,637,236	\$1 Billion
OCIP IV: \$78,793,486 (<i>as of May 1, 2022</i>)	\$3.2 Billion
<hr/>	<hr/>
TOTAL: \$161,121,322	\$13.1 Billion

Venice High School Auditorium Renovation

Venice High School Auditorium Renovation

Project Status: 60% Construction Complete

- **Scope:** The crown molding attached to the walls and ceiling of the auditorium has deteriorated and become a safety hazard. Seismic upgrade to the ceiling is required. This project includes the repair, replacement, and preservation of crown molding elements; creation of an expansion joint between the ceiling plane and crown molding; installation of a modern anchorage system to anchor both old and new crown molding sections to the walls; repainting of the auditorium ceiling; new fabric-wrapped acoustical ceiling tiles; and adding new fabric-wrapped acoustical panels on the rear wall. The seismic upgrade to the ceiling will include new re-attachment details for the entire perimeter, and installation of a new grid of compression struts with diagonal splay wires & new connections. The repairs will be performed as recommended by a Historical Restoration Architect to preserve the historically significant features of the auditorium. This job includes significant abatement of hot plaster at walls and ceilings.

- **Project Start:** Q3 2021(09/07/2021)
- **Construction Contracts:** \$2,676,000
- **Project Anticipated Completion:** Q3 2022



Seating Protection & Scaffold



Auditorium – before Ceiling Repair



Repair of Historic Elements

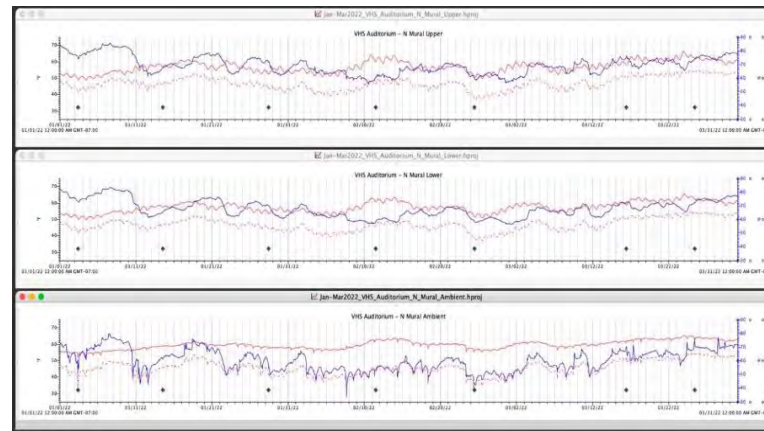
Venice High School Auditorium Renovation

HISTORIC MURALS

- The Venice Auditorium has two valuable murals whose partner murals reside at the Getty Center.
- Mural Protection was installed for the duration of the project with temperature and humidity readings taken bi-weekly to ensure that the murals maintain their condition behind the protective enclosures.



Murals by George K. Bandriff, circa 1929



Temperature and Humidity Sensors & Logs



Mural Protection


Venice High School Auditorium Renovation

HISTORIC ELEMENTS

- Historic elements like chimes and grills are being protected for the duration of construction.



Protecting historic elements



Chimes



Grills



Protecting historic elements

Venice High School Auditorium Renovation

SEATING PROTECTION

- Existing seats are bolted to the concrete floor with expansion bolts, anchors and shot pins. Removal and reinstallation of the seats was originally planned, but it was determined that the best way to protect the seats from damage during construction was to build a protective enclosure around them.
 - Seats were first covered with Visqueen.
 - Engineered wood enclosure constructed in-place around the seats.
 - Fondly referred to by the project team as “Noah’s Ark.”



Cover seats with Visqueen



Building wooden enclosure around seats



Existing Seat Floor Attachments

Venice High School Auditorium Renovation

SCAFFOLD AND LIGHTING PROTECTION

- A full “Dance Floor” engineered scaffold system was installed to create a working platform seven feet under the elevation of the historic ceiling.
- Scaffold was engineered to fit between the rows of seats and completion of seating protection was installed in tandem with the scaffold installation.
- Historic light fixtures were lowered down below the scaffold, boxed out, and secured to the top of the seating structure protect them in place.



Looking up at “Dance Floor” scaffold from auditorium floor



Protecting light fixtures



Auditorium showing fully covered seats

Venice High School Auditorium Renovation

REPLACEMENT RESTORATION AND SECURING OF CROWN MOLDINGS

Over time, crown moldings had become unstable. After installation of the Dance Floor scaffold, each piece of molding was assessed for soundness.

- Moldings that were still structurally sound were seismically attached to the building structure above using washers, wires and structural hardware. Washer locations were patched back and renovated to match their historic condition.
- Unsound moldings were replaced with new sections. A mold was created from the original building sections and new plaster casts were poured. New panels were created to fill in the areas where unsound moldings had been removed.
- All moldings are painted to match their historic condition.
- Molding work was performed by a historic renovation specialty subcontractor.



Plaster cast mold





New panel from plaster cast

Installation of new panels

Venice High School Auditorium Renovation: Preservation of Historic Chandeliers



Venice High School Auditorium Renovation: Preservation of Historic Seats



Venice High School Auditorium Renovation: Crown Moldings



Venice High School Auditorium Renovation: Crown Moldings



Venice High School Auditorium Renovation

CORBEL REPAIR

Upon closer inspection, cracks were observed, and corbels were determined to be separating from the ceiling.

- Supporting wires were installed to pull the corbels flush the building structure above it.
- Corbels were then historically renovated by a specialty subcontractor.



Corbels separating from the ceiling



Corbel repair work



Corbel repair work (from below)

Venice High School Auditorium Renovation

UNFORESEEN REPAIRS

Removal of ceiling tiles revealed ceiling repair work from earlier projects due to water intrusion. These portions of the ceiling had been patched to a lesser quality than the original construction. Previous poor plaster repair, rusted lath, and damaged plaster were removed and repaired by a quality plaster subcontractor to match the quality of the original construction.

- Areas around HVAC registers had been patched with drywall that did not match the historic plaster ceiling. Drywall was removed and patched with historically accurate plaster.



Removal of patched drywall



Rusted lath



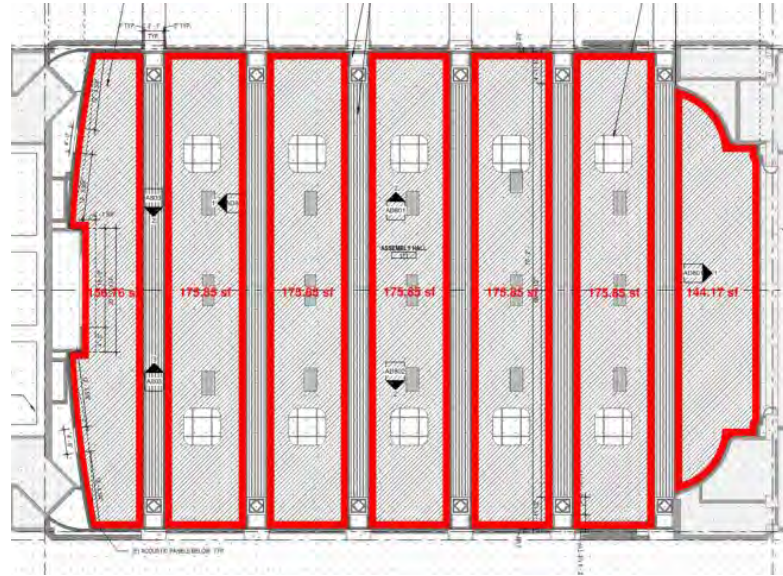
Removal of prior plaster repair

Venice High School Auditorium Renovation

12" BAND DECORATIVE TRIM REPAIR

Cracks were observed throughout the decorative trim at the ceiling (shown in red highlight). Cracks were initially repaired but continued to recur as the seismic ceiling work above it progressed.

To ensure safety, the 12" band is being replaced in its entirety. The new trim is being seismically separated from the walls and attached to the original structure above using high strength plaster.



Removal of decorative trim



Cracked decorative trim

Venice High School Auditorium Ceiling Deterioration



Venice High School Auditorium Renovation



Venice High School Auditorium Renovation




Venice High School Auditorium Renovation


VOLUNTARY SEISMIC UPGRADE OF CEILING

Significant structural upgrades are being installed to better tie original black iron and plaster ceiling to concrete and steel roof structural system above it. Seismic upgrade work is constructed within the restricted space of the attic.

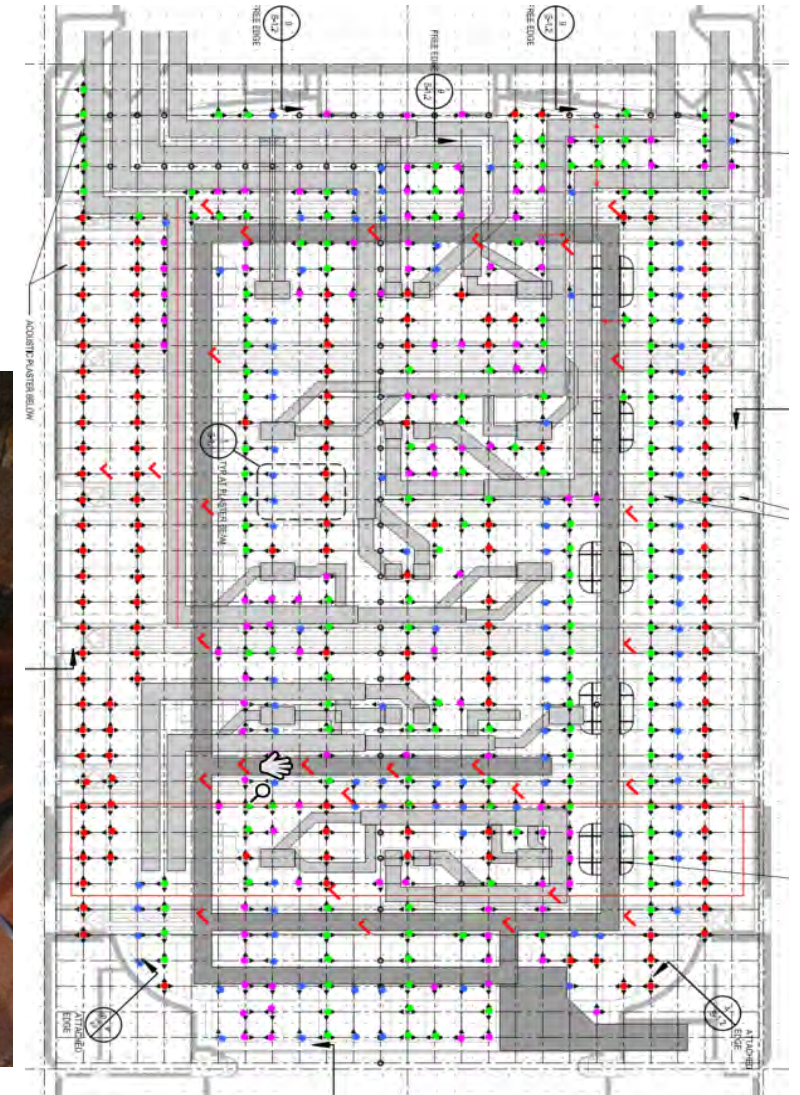
- 486 compression posts installed to stabilize the plaster support system and create a rigid connection to the concrete roof above.
- 1,290 splay wires installed to stabilize the compression posts.



Compression posts



Splay wires



Struts shown as dots on ceiling plan above

Venice High School Auditorium Renovation

SEISMIC SEPARATION OF CEILING FROM WALLS

The entire historic black iron and plaster ceiling system is further stabilized by strengthening the attachment to the building on the north and east sides while creating a seismic separation between the ceiling system and the concrete walls at the west and south sides.

- Framing secured to north and east perimeter walls using angles and concrete anchors.
- Seismic separation created at south and west perimeter walls by cutting the runners away from the concrete and reattaching it from above using angles, unistruts and hangers.



Ceiling system framing secured to walls




Framing system (from below)




Seismic separation at wall

Venice High School Auditorium Renovation



Venice High School Auditorium Renovation



Venice High School Auditorium Renovation



Venice High School Auditorium Renovation

ACCESS

Accessing the work areas is a constant challenge.

- Stairs and ladders provide access to the work progressively up through the scaffold “Dance Floor” where renovation work is taking place, to the attic where the seismic bracing work is done, and to the roof.
- Attic seismic work must be constructed from catwalks
- Low ceilings and ducts at the attic complicate the seismic bracing work.
- Supplies are brought up the ladders through access hatches.



Dance floor scaffold



Ladder to attic space



Ladder to roof




Catwalks and low ceilings

Venice High School Auditorium Renovation (Above the Ceiling)



Venice High School Auditorium Renovation



Venice High School Auditorium Renovation



Venice High School Auditorium Renovation



Venice High School Auditorium Renovation



Venice High School Auditorium Renovation



Venice High School Auditorium



Los Angeles Herald Examiner Photo Collection
Date Created and/or Issued 1929

*Contributing Institution: Los Angeles Public Library
Los Angeles Public Library Photo Collection*

Critical Summer Work 2022

2022 Critical Summer Work

Total Campus Impacted

TOTAL CAMPUS IMPACTED - SUMMER SCHOOL NOT RECOMMENDED					
BD	LD	SCHOOL NAME	PROJECT NAME	AFFECTED AREAS	NOTES:
1	West	Burroughs MS	Comprehensive Modernization	Entire Campus - Bldgs 1 & 7; Move out of Cafeteria and Girls's lockers	Structural investigations will take place in Bldgs 1 & 7. Move into Interim Housing, Move out of Cafeteria and Girl's lockers and prep for demolition.
1	West	Shenandoah ES	Comprehensive Modernization	Entire Campus	Ongoing construction at all areas of the campus for Comp Mod
2	East	Roosevelt HS	Comprehensive Modernization	Entire Campus	New transformer and upgraded electircal service
4	Northwest	Sherman Oaks Center for Enriched Studies	Comprehensive Modernization	Courtyards and restrooms	Campus wide sewer replacement activity will impact courtyards and restrooms.
5	Central	Ascot ES	Comprehensive Modernization	Entire Campus - playground and Classrooms 33-36	Interior upgrades and exterior Path of Travel work
5	East	Huntington Park HS	Comprehensive Modernization	Entire Campus	Extensive work will render the MPR unusable during summer. Moving into next phase impacting all buildings.
6	Northeast	Grant HS	Comprehensive Modernization	Entire Campus	80% of campus will be restricted.
6	Northeast	Polytechnic HS	Comprehensive Modernization	Entire Campus - Restrooms, cafeteria, gym, portable removals, Music & Choral	Restroom in the 20s finger building; 40+50 CR bldg; cafeteria; 98-99 Bldg; 300-301 Career Ctr; gym; interim housing "the 500s"-19 portables to be removed; M1+2 Music & Choral. Summer school at Byrd.
7	South	92nd St. ES	Comprehensive Modernization	Entire Campus	Working in Admin, K/G, Cafeteria, Bldg A, B & C
7	South	Amestoy ES	Classroom Replacement	Entire Campus	No Electricity
7	South	McKinley ES	Comprehensive Modernization	Entire Campus	Moving to next phase all Bldgs impacted
7	South	San Pedro HS	Comprehensive Modernization	Entire Campus.	Installing u/g in school occupied areas

2022 Critical Summer Work

Partial Campus Impacted

PARTIAL CAMPUS - COMPREHENSIVE MODERNIZATION AND OTHER					
BD	LD	SCHOOL NAME	PROJECT NAME	Prohibited Area/Rooms	NOTES:
2	East	Lincoln HS	Comprehensive Modernization	West Campus	Make ready for IH
3	Northwest	Cleveland Charter HS	Comprehensive Modernization	MPR, softball athletic field, tennis courts, basketball courts	MPR and softball field will not be delivered until Fall semester.
3	Northwest	Kennedy HS	Comprehensive Modernization	Baseball field, Gym, breezeway to Music and Theater Bldg.	Summer School session still not certain.
3	Northeast	North Hollywood HS	Comprehensive Modernization	Gym	May or may not have access to gym...under discussion
4	West	Palisades Charter HS	HVAC	Boys & Girls Gym	Structural upgrades ongoing through summer
4	West	Palisades Charter HS	Plumbing Upgrades	Boys & Girls Gym	Structural upgrades ongoing through summer
4	Northwest	Reseda HS	Comprehensive Modernization	Demo of old interim housing.	Students in interim housing; old buildngs turned-over to be demolished. No impact to summer session.
4	Northwest	Taft Charter HS	Plumbing Utilities Upgrades	Buildings M, T and R, senior Quad and Industrial Arts	Buildings M, T and R, senior Quad and Industrial Arts
4	Northwest	Taft Charter HS	Comprehensive Modernization	Buildings M, T and R, Senior Quad and Industrial Arts	Buildings M, T and R, Senior Quad and Industrial Arts
4	West	Venice HS	Auditorium Repairs	Auditorium building	Ongoing construction at Auditorium
5	Central	Dahlia Heights ES	Classroom Replacement	Main Entrance & Walkways between MPR & Classroom Building	Replacing concrete walkways at Main Entrance & Playgrounds.
5	East	Elizabeth Learning Center	Comprehensive Modernization	Gym & and Playground.	All areas noted will not be accessible during the summer
7	South	7th St. Arts Integration Magnet ES	New Food Services Building	Lunch Shelter	
7	South	Banning HS	HVAC at Multiple Buildings	Shop 1, Gym	Shop 1, Gym
7	South	Carnegie MS	HVAC	Admin and Oral Arts	Admin and Oral Arts
7	South	Narbone HS	HVAC Corrections	Bldg F & N	HVAC duct work
7	South	South Shores Visual & Performing Arts Magnet ES	Classroom Replacement	Entire campus	FA Installation in entire campus

2022 Critical Summer Work

ADA Improvements

PARTIAL CAMPUS - ADA IMPROVEMENTS					
BD	LD	SCHOOL NAME	PROJECT NAME	Prohibited Area/Rooms	NOTES:
2	East	Sunrise ES	ADA Improvements	Building 3 and 4; Agriculture; AA-2436; Building 5 girls and boys restrooms; Chairlift in Auditorium.	All areas will not be accessible during the summer
2	East	Wilson HS	ADA Improvements	Main building; Classroom 131, 132, and 358; Courtroom; 12 Science Classrooms	All areas noted will not be accessible during the summer.
3	Northwest	Chatsworth Charter HS	ADA Improvements	Admin Building: Nurse's room and Counseling office. Lockers in small PE building. Baseball field bleachers. MPR	All areas noted will not be accessible during the summer.
3	Northwest	Nevada ES	ADA Improvements	Restrooms: Nurse, MPR, Kindergarten Bldg 2	Nurse Restroom; MPR Restroom; Kindergarten Restroom Bldg 2.
3	Northwest	Northridge MS	ADA Improvements	Quad area, choral rooms, Classroom 239	Choral rooms seating in 115,116. Classrooms 239 sink and cabinet
4	West	3rd St. ES	ADA Improvements	Main Yard and Kinder Yard	Matting project
4	West	Mar Vista ES	ADA Improvements	Main building girls/boys restrooms. Building A girls/boys restroom. Area between cafeteria and building A.	All areas noted will not be accessible during the summer
4	West	Revere Charter MS	ADA Improvements	Lower Playfield; gymnasium/locker rooms	Coordinated this scope to occur during inactive campus use.
4	West	Westchester Enriched Sciences Magnets	ADA Improvements	Most areas of the campus	Admin Parking west, Elevator at entrance to school. Arcades and pathways: Assembly, Library, C12, Agriculture, plant manager, snack shack, sanitary building southeast of stadium, cafeteria, small Gym, tennis courts. Small gym drinking fountain. Assembly building: Mens and womens restrooms and stagelift. Cafeteria building Chairlift. Small Gym mens and womens and student restrooms, lockers and benches. Big Gym main door landings, lobby drinking fountain, lockers and benches.
5	Central	Carver MS	ADA Improvements	PE boys and girls restroom and showers. Restroom: Admin nurses, office. Counters in Admin and attendance office. Interior ramp in MLK, second floor. Asphalt east side of PE building.	PE boys and girls restroom and showers, Admin nurses restroom, admin office restroom, Admin and Attendance office counters, interior ramp in MLK, second floor, asphalt east side of PE building.
5	Central	Eagle Rock HS	ADA Improvements	Most areas of the campus	Main Parking lot, shop building ramp, sinks in shop and drafting buildings, J building restrooms, student store counter, boys and girls resting in cafeteria building first floor, restroom in main building
5	West	Ramona ES	ADA Improvements	Many areas of the campus	Local District first floor offices. Main Entrance gate, boys and girls restroom. Kinder Entrance new ramp. Auditorium restroom and chairlift, Main building 10 doors.
6	Northeast	Erwin ES	ADA Improvements	MPR	Stage in MPR
7	South	Dana MS	ADA Improvements	Lunch Shelter; Exterior Bleachers at the track; Clssrm Nos. 103, 409, 410, 411, 412, 413, 415; Nurse's Restroom; Girl's Restroom-1st floor main bldg.	Exterior asphalt work will limit access to lunch shelter, and bungalows; Main bldg will have Nurse and Girls RR shut down. Asbestos abatement of Main Bldg Crawlspce will NOT impact operations.
7	South	Russell ES	ADA Improvements	Nurse Restroom; MPR	No summer school planned; Nurse and MPR closures approved with Principal.
7	South	White MS	ADA Improvements	Building C, Room 14; PE building boys lockeroom; girls and boys shower areas, outdoor stage area.	All areas noted will not be accessible during the summer

Questions/Comments



FACILITIES SERVICES DIVISION

Consolidated Monthly Program Status Report

Prepared for
Bond Oversight Committee
July 2022

Data Through June 15, 2022



Consolidated Monthly Program Status Report

TABLE OF CONTENTS

Status of Top 10 Largest Active Construction Projects	1
Total Budget of Five Largest Project Types	2
Key Deliverables	3
Monthly Program Expenditure Chart	5
Monthly Progress	6
Monthly Progress - Managed Program Glossary	8
Formal Contract Change Order Rates by Project Type	9
Board of Education Actions	10

**Status of Top 10 Largest Active Construction Projects**

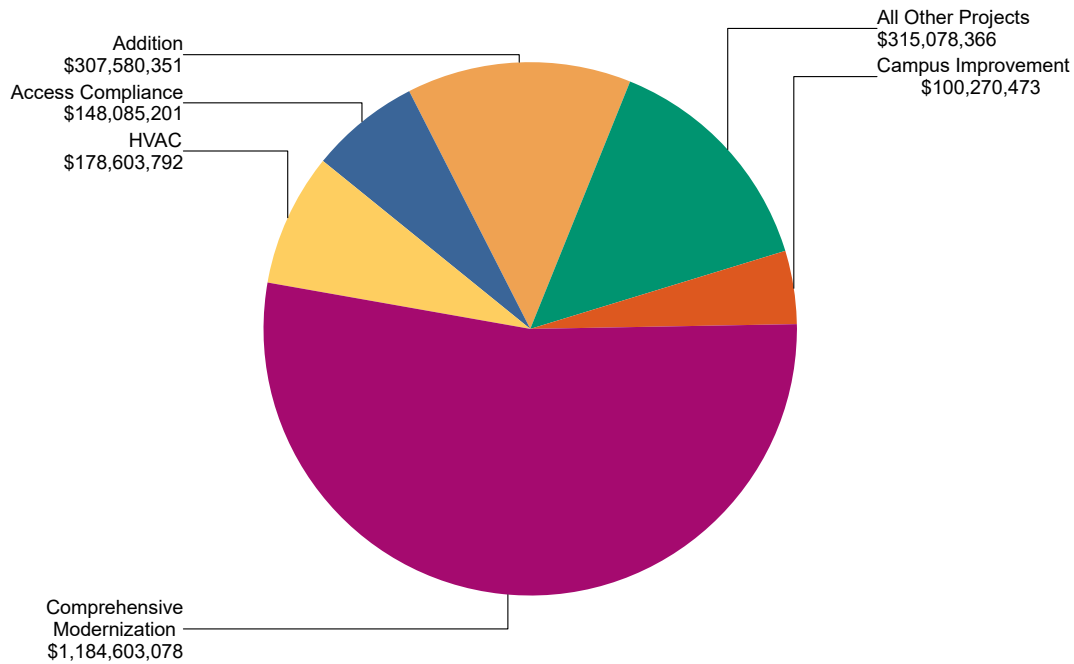
Project Name	Budget	Approved Contract Amount⁽¹⁾	Change Order Percent⁽¹⁾	NTP Construction	Substantial Completion	Percent Complete⁽¹⁾
North Hollywood HS - Comprehensive Modernization	\$294,940,047	\$202,900,417	1.7%	2/2/2021	1/31/2026	26%
San Pedro HS - Comprehensive Modernization	\$244,765,373	\$173,202,935	0.9%	5/10/2021	12/30/2027	16%
Polytechnic HS - Comprehensive Modernization	\$194,247,400	\$162,245,034 ⁽²⁾	2.1%	8/25/2020	6/20/2024	46%
Belvedere MS - Comprehensive Modernization	\$178,568,128	\$148,322,752 ⁽²⁾	0.8%	7/23/2021	11/12/2024	26%
Grant HS - Comprehensive Modernization	\$186,259,467	\$147,794,651 ⁽²⁾	2.2%	8/3/2020	12/31/2024	41%
Roosevelt HS - Comprehensive Modernization	\$216,391,148	\$149,848,589 ⁽²⁾	3.8%	3/2/2019	5/16/2025	52%
Cleveland Charter HS - Comprehensive Modernization	\$172,852,122	\$141,159,784 ⁽²⁾	1.7%	12/18/2018	10/19/2022	90%
Reseda Charter HS - Comprehensive Modernization	\$170,147,796	\$137,683,751 ⁽²⁾	0.5%	3/29/2022	5/25/2025	5%
Venice HS - Comprehensive Modernization	\$156,907,036	\$130,933,886 ⁽²⁾	11.8%	10/2/2018	8/30/2022	94%
Elizabeth Learning Center - Comprehensive Modernization	\$134,407,096	\$108,447,803 ⁽²⁾	0.3%	2/21/2022	2/20/2026	7%

(1) Data through 5/31/22**(2) Design-Build Contract**

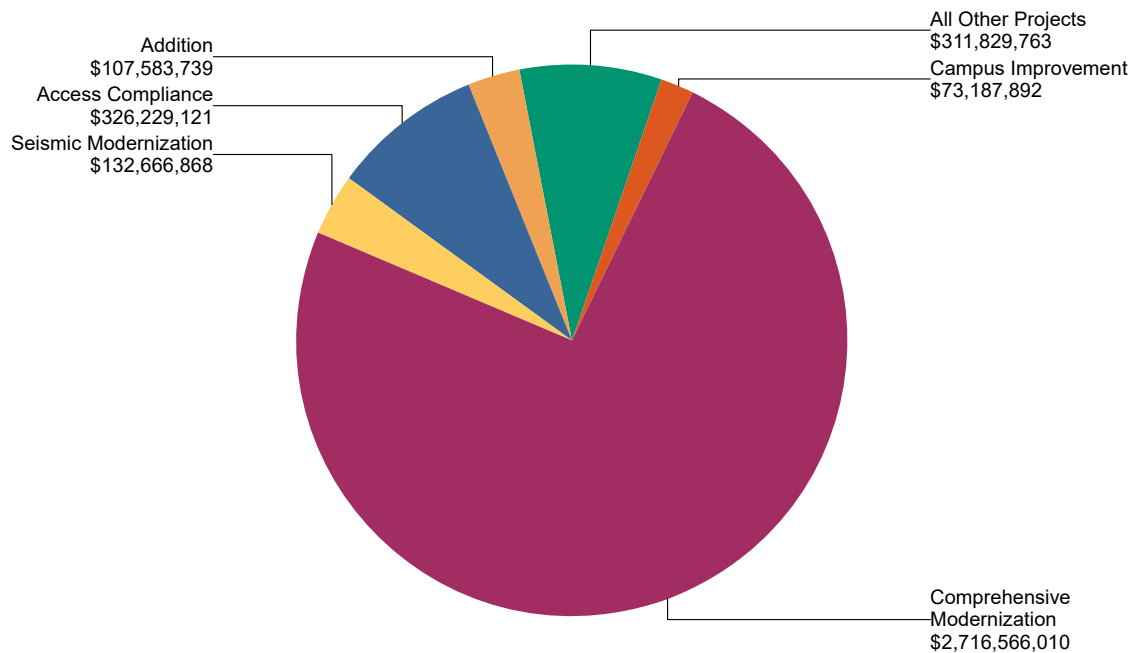


TOTAL BUDGET OF FIVE LARGEST PROJECT TYPES

Pre-Construction



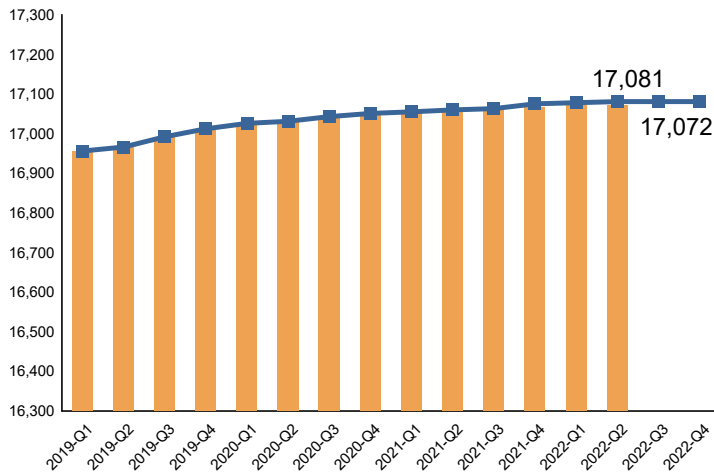
Under Construction



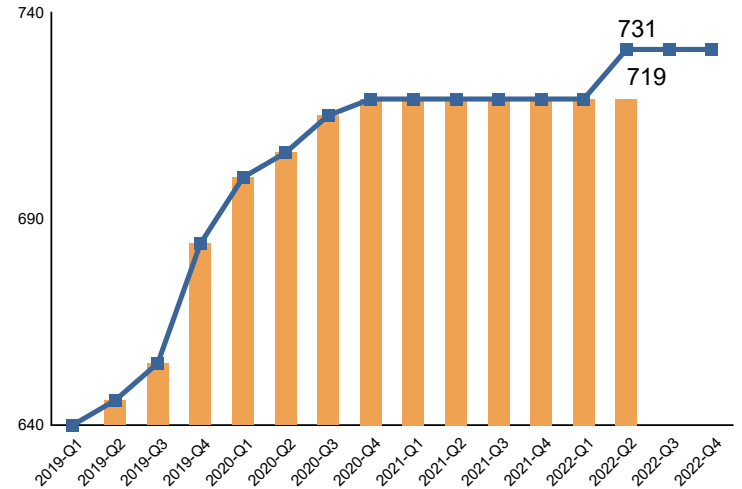


KEY DELIVERABLES


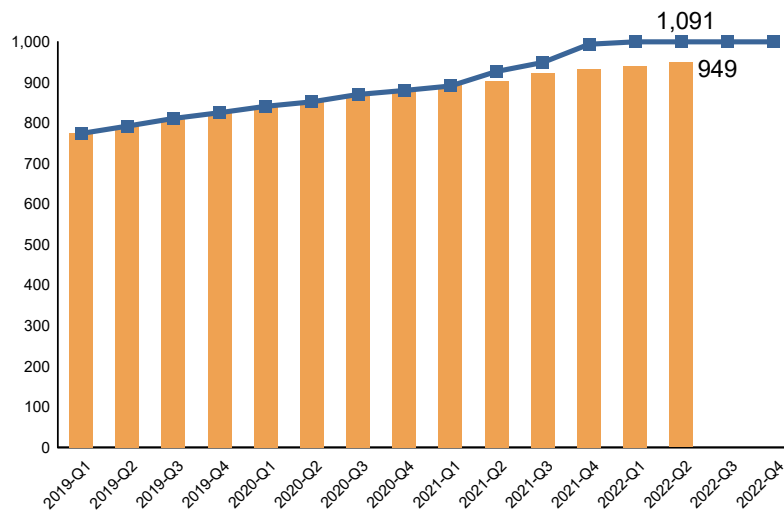
Legacy Repair & Modernization



Capital Improvement Program



School Upgrade Program

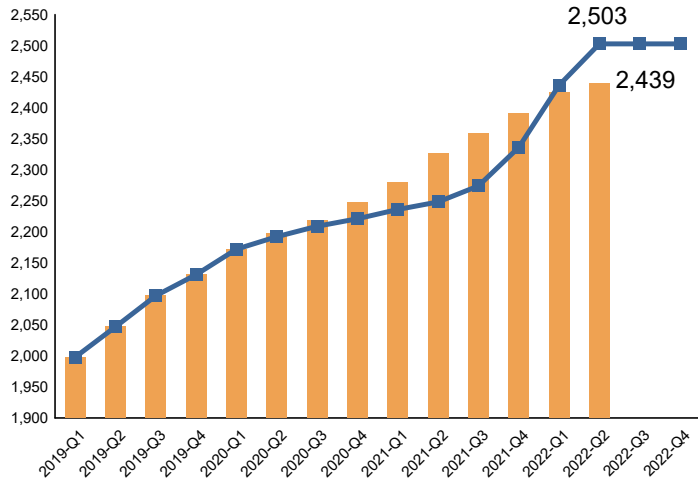


Actual data in the charts above is adjusted at Substantial Completion.
Baseline is the 2021 Facilities Services Division Strategic Execution Plan as amended by Board of Education actions to date.

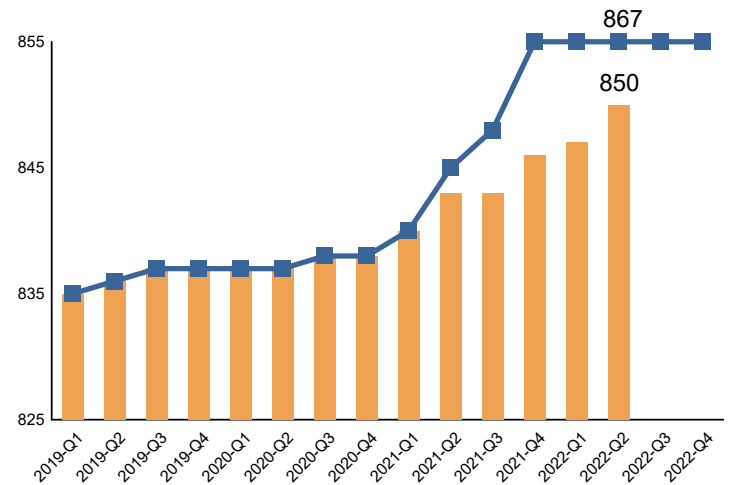


KEY DELIVERABLES

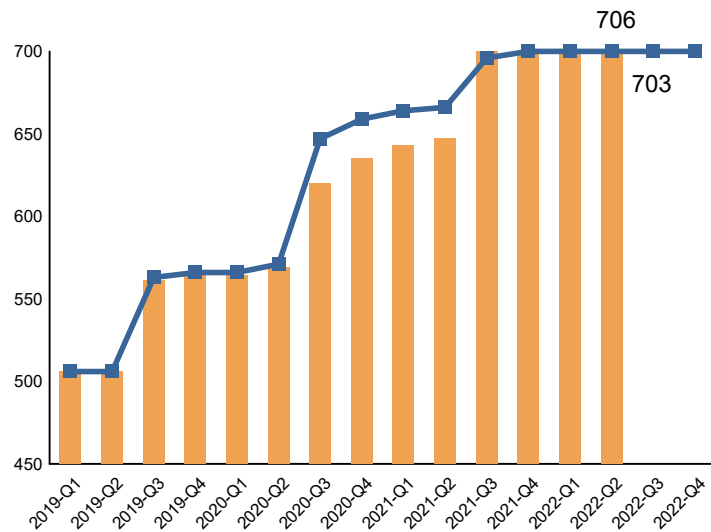
Board Member/Local District Priority




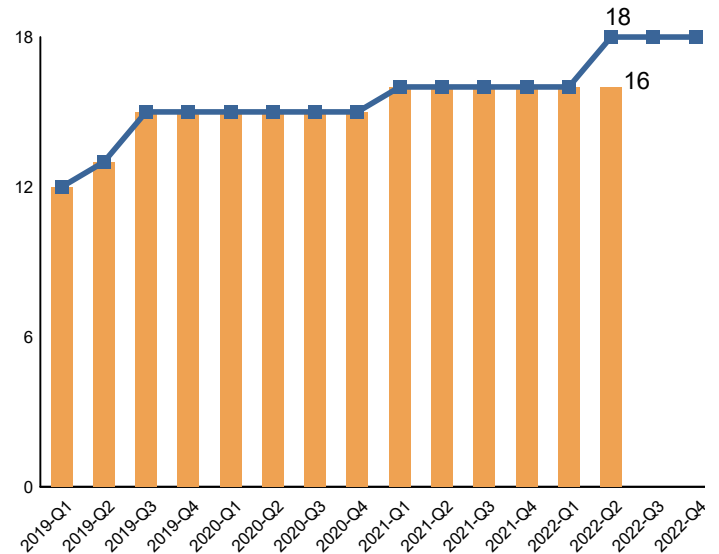
Early Childhood Education



Charter School Projects



Adult and Career Education

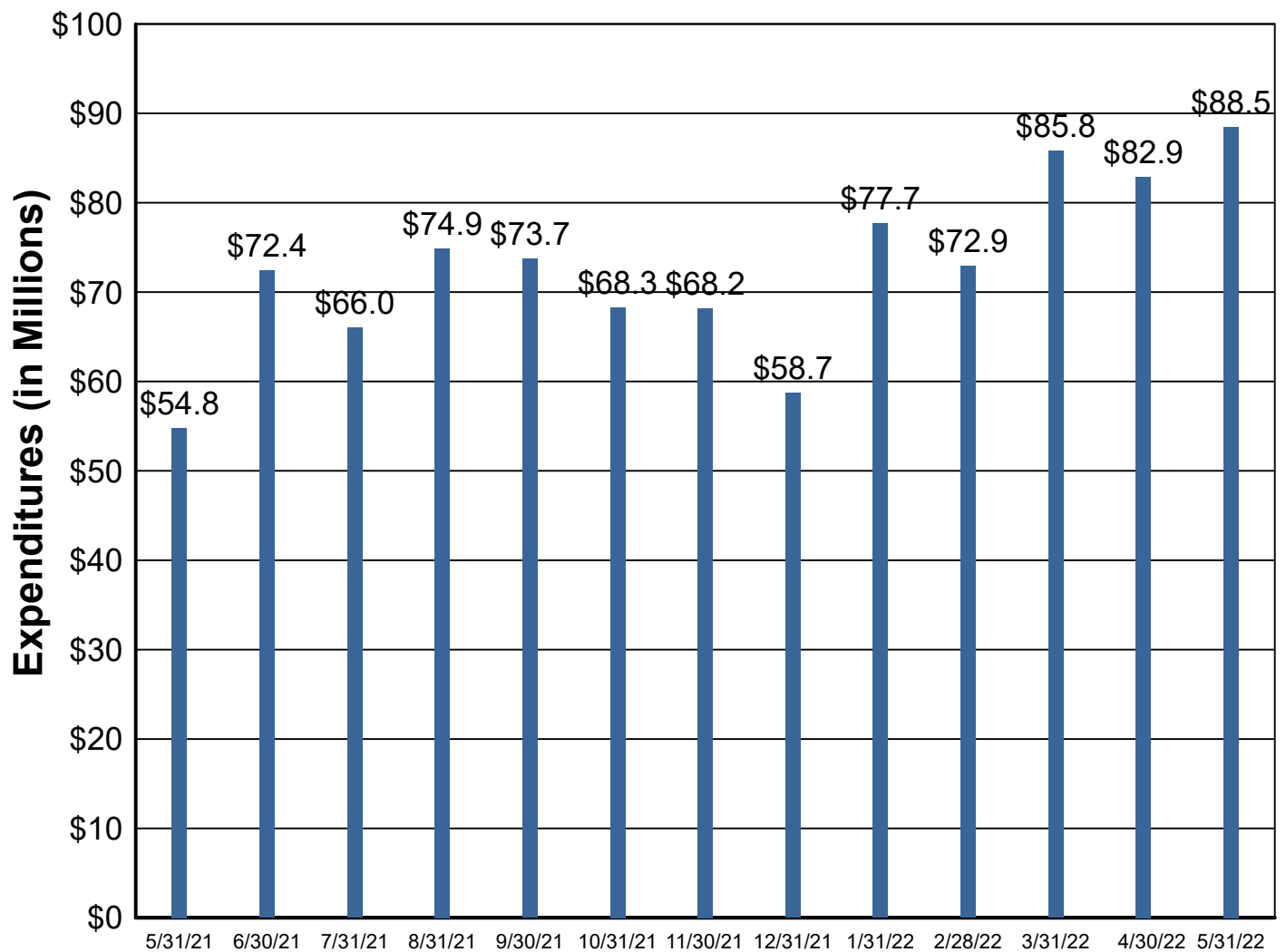


Actual data in the charts above is adjusted at Substantial Completion.

Baseline is the 2021 Facilities Services Division Strategic Execution Plan as amended by Board of Education actions to date.



MONTHLY PROGRAM EXPENDITURE CHART



**MONTHLY PROGRESS****NTP Design**

Project #	Managed Program	Project Name	Date
10372190	SUP	Valley View ES - HVAC	19-May-22

DSA Approval

Project #	Managed Program	Project Name	Date
10372387	SUP	Pacoima MS - Urban Greening	1-Jun-22
10369343	SUP	Canyon Charter ES - Classroom Replacement	7-Jun-22
10370777	ADA	Telfair ES - ADA Improvements	13-Jun-22

NTP Construction

Project #	Managed Program	Project Name	Date
10372446	SUP	McBride Special Education Center - Secure Entry System	18-May-22
10372285	SUP	Anton ES - Secure Entry System	25-May-22
10372297	SUP	Montara ES - Secure Entry System	27-May-22
10372439	SUP	Bonita ES - Secure Entry System	29-May-22
10370103	SUP	Hollywood HS - Roofing	1-Jun-22
10372541	SUP	Marianna ES - Secure Entry System	7-Jun-22
10372538	SUP	Esperanza ES - Secure Entry System	7-Jun-22
10372146	LDP	Broadacres ES - Install Electronic Marquee	7-Jun-22
10372416	CHRT	Pacific ES - Campus Improvements	10-Jun-22
10372213	LDP	Valley Oaks Center for Enriched Studies - Electronic Marquee	13-Jun-22
10372301	SUP	Short ES - Secure Entry System	13-Jun-22
10372238	BMP	Reed MS - Provide Lunch Tables	13-Jun-22
10372183	PMP	Corona ES - Portable Removal	13-Jun-22
10372286	SUP	Cienega ES - Secure Entry System	14-Jun-22
10372369	CIPR	153rd St. ES - Parent & Family Center	15-Jun-22



Substantial Completion

Project #	Managed Program	Project Name	Date
10372312	LDP	Solano ES - Install Parking Lot Gates	19-May-22
10368169	ADA	Garcetti Learning Academy - ADA Improvements	31-May-22
10368111	SUP	Cheremoya ES - Windows Upgrades	31-May-22
10372016	LDP	West Vernon ES - Provide Exterior Lunch Tables	2-Jun-22
10368772	SUP	Glassell Park STEAM Magnet ES - Seismic Retrofit of Main Building	3-Jun-22
10372233	LDP	59th St. ES - Install Electronic Marquee	10-Jun-22
10372291	SUP	Hope ES - Secure Entry System	13-Jun-22
10371853	LDP	Johnston CDS - Install Secure Entry System	14-Jun-22

DSA Certification

Project #	Managed Program	Project Name	Date
10369852	ECE	Haddon EEC - Nature Explore Classroom	20-May-22
10370523	BMP	Porter Ranch Community School - Playground Upgrades	2-Jun-22
10368960	BMP	Cárdenas ES - Shade Structure	8-Jun-22
10368189	SUP	Drew MS - New School-Based Clinic	9-Jun-22
10368684	SUP	Fremont HS - Wellness Center Expansion	9-Jun-22



MONTHLY PROGRESS

Managed Program Glossary

<u>Managed Program</u>	<u>Managed Program Description</u>
2SEM	Two-Semester Neighborhood School Program
ADA	Americans with Disabilities Act - Transition Plan Implementation
ACE	Adult Career Education
ASAB	Asbestos Abatement
B_B	Bond BB
BMP	Board Member Priority
CHRT	Charter School Bond Program
CIPR	Capital Improvement Program
CPS	Certificates of Participation
CRF	Core Facilities
CTE	Career Tech Education
ECE	Early Childhood Education
FA	Fire Alarm
JTU	Joint Use
LDP	Local District Priority
LSS	Life Safety and Seismic Retrofit
M_K	Measure K
MCD	Modified Consent Decree
MJR	Major Repairs
NAC	Non-Air Conditioned Spaces
PFA_Y	Proficiency For All
PMP	Portable Removal Plan
QZB	Qualified Zone Academy Bond
RHU	Relocatable Housing Unit
SLC	Small Learning Communities
SLR_R	Science Lab Renovation Measure R
SRU	Seismic Retrofit Upgrades
SUP	School Upgrade Program
YBR_Y	Bond Funded - Deferred Maintenance

**FORMAL CONTRACT CHANGE ORDER RATES *
BY PROJECT TYPE**

Project Type	Original Contract Amount	Final Contract Amount	Change Order Amount	Total Change Order %
Access Compliance	\$182,097,917	\$225,387,429	\$43,289,512	23.77%
Addition	\$110,186,717	\$119,270,469	\$9,083,752	8.24%
Auditorium Renovation	\$5,067,800	\$5,659,252	\$591,452	11.67%
Campus Improvement	\$117,656,881	\$131,242,771	\$13,585,890	11.55%
Career Technical Education	\$1,666,072	\$1,549,583	\$(116,489)	-6.99%
Ceiling/Wall System	\$3,729,835	\$5,567,046	\$1,837,211	49.26%
Charter Augmentation Grant	\$96,231,121	\$96,241,889	\$10,767	0.01%
Comprehensive Modernization	\$286,840,057	\$323,784,359	\$36,944,302	12.88%
Excavation	\$3,738,029	\$3,822,355	\$84,326	2.26%
Fire Alarm System	\$8,731,808	\$9,657,407	\$925,599	10.60%
Flooring	\$2,675,175	\$2,782,173	\$106,998	4.00%
Food Services Renovation	\$11,178,604	\$11,497,223	\$318,619	2.85%
Gym/Athletic Facilities Renovation	\$10,184,171	\$11,344,545	\$1,160,374	11.39%
HVAC	\$234,711,034	\$258,200,090	\$23,489,057	10.01%
IT Network Upgrade	\$2,001,412	\$2,025,427	\$24,015	1.20%
Lunch/Shade Shelter	\$3,955,821	\$4,361,989	\$406,168	10.27%
New School	\$101,763,461	\$112,710,985	\$10,947,523	10.76%
Paving/Greening/Playground Equipment	\$142,498,626	\$165,944,318	\$23,445,692	16.45%
Plumbing/Irrigation/Drainage	\$47,881,334	\$57,362,068	\$9,480,734	19.80%
Portable Removal	\$9,711,320	\$9,862,602	\$151,282	1.56%
Reconfiguration	\$14,041,777	\$15,989,286	\$1,947,509	13.87%
Roofing	\$54,987,957	\$56,866,922	\$1,878,965	3.42%
Seismic Modernization	\$160,789,718	\$180,490,467	\$19,700,749	12.25%
Small Learning Community/Academy	\$9,653,305	\$10,414,056	\$760,751	7.88%
Total	\$1,621,979,952	\$1,822,034,711	\$200,054,758	12.33%

* Includes Formal Contracts and Job Order Contracts with completion after January 1, 2017.

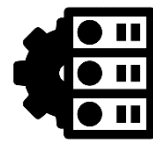
BOARD OF EDUCATION ACTIONS

RECENT BOARD ACTIONS

Report #	Action Item	BOC Date	BOC Resolution	BOE Date	BOE Resolution
299 – 21/22	Amendment to the Facilities Services Division Strategic Execution Plan to Define and Approve 14 Board Member Priority and Local District Priority Projects	6/2/2022	Passed	6/14/2022	Adopted
301 – 21/22	Amendment to the Facilities Services Division Strategic Execution Plan to Define and Approve 24th Street Early Education Center Outdoor Classroom and Campus Upgrade Project	6/2/2022	Passed	6/14/2022	Adopted
346 – 21/22	Amendment to the Facilities Services Division Strategic Execution Plan to Define and Approve 33 Projects to Provide Critical Replacements and Upgrades of School Building/Site Systems and Components	6/2/2022	Passed	6/14/2022	Adopted
347 – 21/22	Amendment to the Facilities Services Division Strategic Execution Plan to Define and Approve Three Charter School Facilities Upgrade Projects	6/2/2022	Passed	6/14/2022	Adopted

Receipt of Reports and Correspondence

INFORMATION TECHNOLOGY DIVISION STRATEGIC EXECUTION PLAN 2021



LOS ANGELES UNIFIED SCHOOL DISTRICT

Board of Education

Kelly Gonez School Board President, District 6

Dr. George McKenna
Board Member, District 1

Monica Garcia
Board Member, District 2

Scott Schmerelson
Board Member, District 3



Nick Melvoin
Board Member, District 4

Jackie Goldberg
Board Member, District 5

Tanya Ortiz Franklin
Board Member, District 7

Information Technology Division 2021 Strategic Execution Plan

July 1, 2022

Dear Los Angeles Unified community:

It is a pleasure to present the 2021 strategic execution plan for the Information Technology Division of Los Angeles Unified.

The plan represents over \$817 million in voter-approved bond funding to support new and modernized technology projects that support teaching and learning in the 21st century. As recent world events have shown us, technology is playing an increasingly critical role in the education of our students, and their chances for success hinge on our ability to look to the future and design an education environment that prepares them for that world.

Technology is the great equalizer and enables education in ways our predecessors could only imagine. With the right tools and devices, we can deliver virtual educational content to our students; facilitate communications among educators, students, and families; and – most importantly – support around-the-clock learning for all students wherever they go and wherever they are.

In that respect, a key component of this strategic execution plan is the Distance Learning Project, which allowed thousands of Los Angeles Unified students to continue learning, even as an unprecedented public health crisis forced the closure of school facilities worldwide. Not only did we help students to keep moving forward with their education despite all obstacles, we managed to build a new and better technology environment that prepares them to keep learning and growing no matter what the world has in store for them.

We are particularly grateful to the voters of Los Angeles for passing Measure RR, which has paved the way for a host of new infrastructure investments in this strategic execution plan. This includes our ability to modernize school networks to accommodate every student having a personal learning device. We are also able to continue refreshing schools' device inventories to ensure no student is ever without the technology needed to continue learning. Additionally, we are making critical updates to our information systems that link the identities of students, educators, parents, and guardians securely and effectively to the data they need to support each student's growth.

The landscape of public education has changed dramatically in recent years and will continue to change in ways that take our students' hopes and dreams to places none of us has ever seen before. I look forward to continuing partnering with our school communities to build and modernize the classrooms of now and of the future.

Yours in service,

A handwritten signature in black ink, appearing to read 'Soheil Katal', with a small red square mark to the right.

Soheil Katal
Chief Information Officer

TABLE OF CONTENTS

OVERVIEW	1
INTRODUCTION	2
Mission	2
Vision	2
Guiding Principles	2
Bond History	3
ITD Organizational Overview	4
Board of Education	4
Superintendent of Schools	4
Deputy Superintendent, Business Services and Operations	4
School Construction Bond Citizens' Oversight Committee	4
Project Governance and Advisory Committees	5
Information Technology Division Branches	6
Information Technology Division Organization Chart	7
PROGRAMS	8
PROGRAM GOALS AND SCOPE	9
Classroom Technology Modernization	9
Applications Modernization	9
School Network Infrastructure Modernization Program	10
Safety, Communications and Security Modernization Program	10
Disaster Recovery and Business Continuity Program	11
FUNDING/COST	12
Overview	12
Cost Management	12
Funds Management	12
Source of Funds	12
Uses of Funds	13
MANAGEMENT	14
Program Management	14
Design Guidelines	14
Reporting	15
EXHIBITIONS	16
Deliverables Summary	16
Projects in Progress	18
Completed Projects	222

APPENDIX	29
APPENDIX A: Classroom Modernization Schools	300
ITI Phase 1: Planning & Readiness	30
ITI Phase 2/1L: Schools Selected for Phase 2	32
ITI Phase 2/1L: Estimated Number of Carts Needed	33
ITI Phase 3: Schools to Receive Testing Devices	56
ITI Phase 4: Matching Ed Tech Grants Schools	65
Device Refresh for Required Student Testing Schools (cancelled)	71
APPENDIX B: NETWORK EQUIPMENT UPGRADE PROJECTS	77
IT Network Equipment Upgrades (150 Schools)	77
IT Network Equipment Upgrades (65 Schools)	81
Wireless Network Equipment Upgrade (160 Schools)	83
APPENDIX C: TELECOMMUNICATION PROJECT SCHOOLS	88
School Telecommunications Modernization Project (40 Schools)	88
School Telecommunications Modernization Project (16 Schools)	90
Telecommunications and Network Upgrades at 83 Schools	91

2021
STRATEGIC EXECUTION PLAN

OVERVIEW



INTRODUCTION

The Information Technology Division (ITD) is responsible for building and maintaining the technology needed to support 21st century teaching and learning in Los Angeles Unified.

Mission

The Information Technology Division's mission is to enable student achievement and operational efficiency through deployment of appropriate technical solutions for our students and their families, our employees, and the community. ITD facilitates these deployments through the following programs:

- Classroom Technology Modernization
- Applications Modernization
- School Network Technology Infrastructure Modernization
- Safety, Communications, and Security Modernization
- Disaster Recovery and Business Continuity

Vision

ITD is customer-focused, proactive, and innovative in providing appropriate and effective technological solutions to facilitate each student's path to college and career readiness.

Guiding Principles

ITD aligns its efforts to the priorities set forth by the Board of Education and Superintendent. Los Angeles Unified, industry, state, and national standards are the foundation of the Division's four guiding principles:

- 1) Improving governance and transparency,
- 2) Improving communication and training to help simplify technology,
- 3) Aligning initiatives within the comprehensive enterprise architecture, and
- 4) Supporting and developing staff.

These guiding principles support the following key goals:

- Optimize the information, applications, and communication infrastructure supporting the high-performance 21st century learning environment
- Increase efficiency and effectiveness thus freeing up resources for the classroom

Bond History

The Information Technology Division has graciously been able to utilize Local Bond Measure proceeds to achieve the District's goals. Below is a brief history of those bonds, their passage and the total funds approved for Los Angeles Unified.

November 2002, Local Measure K

Voters approved Measure K with \$3.35 billion in local funding for the new construction and modernization of K-12 facilities as well as funding for charter school facilities, critically overcrowded schools, and joint use projects.

March 2004, Local Measure R

Voters approved the \$3.87 billion local bond Measure R for new school construction, modernization and repairs.

November 2005, Local Measure Y

Voters approved local bond Measure Y, which provided \$3.985 billion for new school construction, modernization and repair.

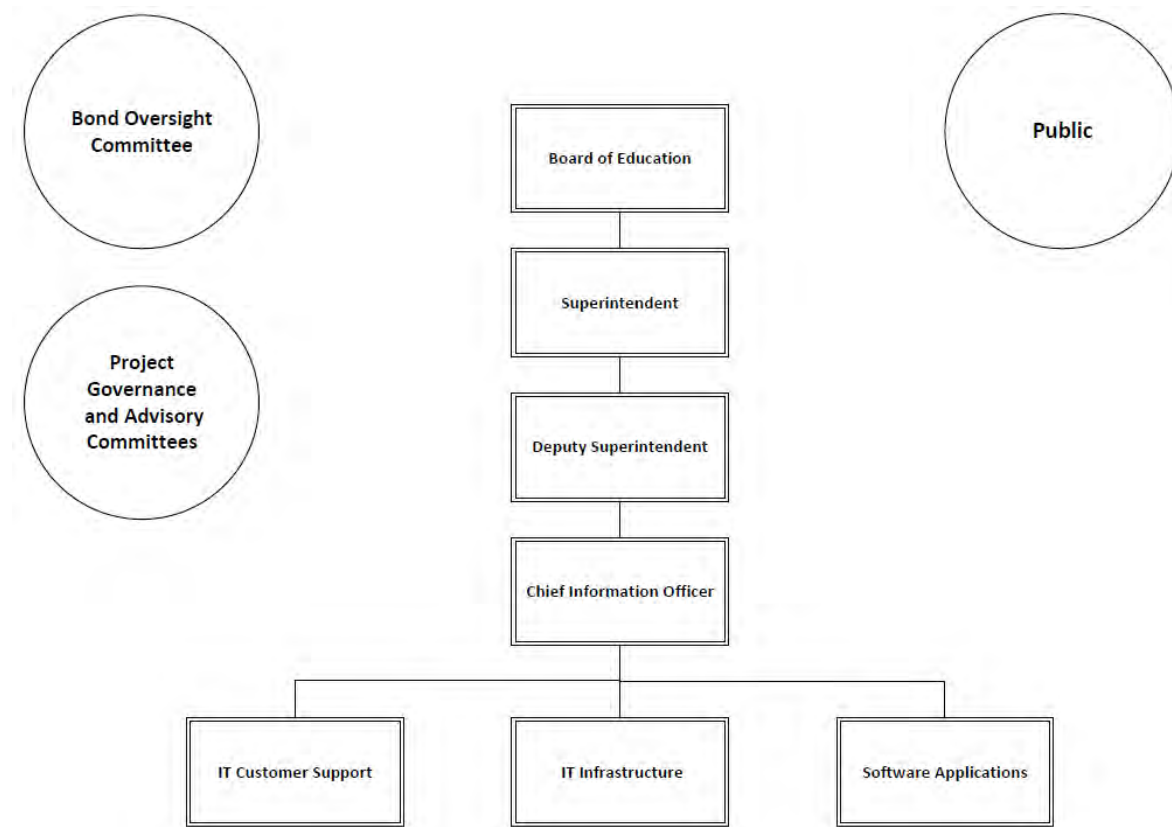
November 2008, Local Measure Q

Voters approved local bond Measure Q, which provided \$7 billion for repairing aging schools, upgrading schools to modern technology, creating additional capacity, promoting a healthier environment, and ensuring transparency and accountability.

November 2020, Local Measure RR

Voters approved local bond Measure RR, providing \$7 billion to upgrade and modernize campuses for 21st century learning and COVID-19 safety standards, address inequities in Los Angeles public school facilities, and improve accessibility, environmental efficiency, safety and security.

ITD Organizational Overview



Board of Education

The seven members elected to the Los Angeles Unified Board of Education (Board) are responsible for setting District policies, including those that guide the actions of ITD. The Board also provides approval during various stages of the projects executed by ITD.

Superintendent of Schools

The Superintendent of Schools, selected by the Board, is responsible for the District's day-to-day operations and execution of Board policy. As part of the Superintendent's Cabinet, the Chief Information Officer facilitates development and delivery of technological services and programs to support instruction and increased business operational efficiencies.

Deputy Superintendent, Business Services and Operations

The Deputy Superintendent, Business Services and Operations reports to the Superintendent of Schools and provides administrative direction to executives responsible for business, financial, human resources and information technology and provides advisement to Facilities executives on related matters.

School Construction Bond Citizens' Oversight Committee

As required under Los Angeles Unified voter-approved bond measures, the Board established a Bond Citizens' Oversight Committee (BOC) to review and advise the Board and staff on the efficacy of bond fund expenditures and program development. Committee members represent a broad constituency and provide an independent review of bond-funded programs. The BOC reviews every project funded by local bond measures including review of the project's budget, scope, and schedule, prior to action by the Board.

Project Governance and Advisory Committees

The District and ITD have established advisory and governance committees to prioritize and guide ITD projects. These entities also help to collect feedback on ITD projects and ensure projects are aligned to District and department goals.

District Technology Advisory Committee (DTAC)

The District Technology Advisory Committee (DTAC) was formed to proactively seek feedback about Los Angeles Unified's technology initiatives. ITD greatly values the voices and feedback from staff, labor representatives, parents/families, students, and community stakeholders when it comes to the implementation of technology in the District.

Governance Committees

- **Executive Governance Committee** – Established in November 2019, this committee makes decisions to authorize high value enterprise projects for implementation and addresses escalated risks and issues.
- **Instructional Governance Committee** – Established in November 2019, this committee identifies and prioritizes projects that support instruction and align with District priorities and provides status updates for major projects impacting multiple departments.
- **Business Governance Committee** – Established in September 2012, this committee identifies and prioritizes projects for business efficiency, technology improvements and compliance, and provides status updates for major projects impacting multiple departments.

Enterprise Project Management Office (EPMO)

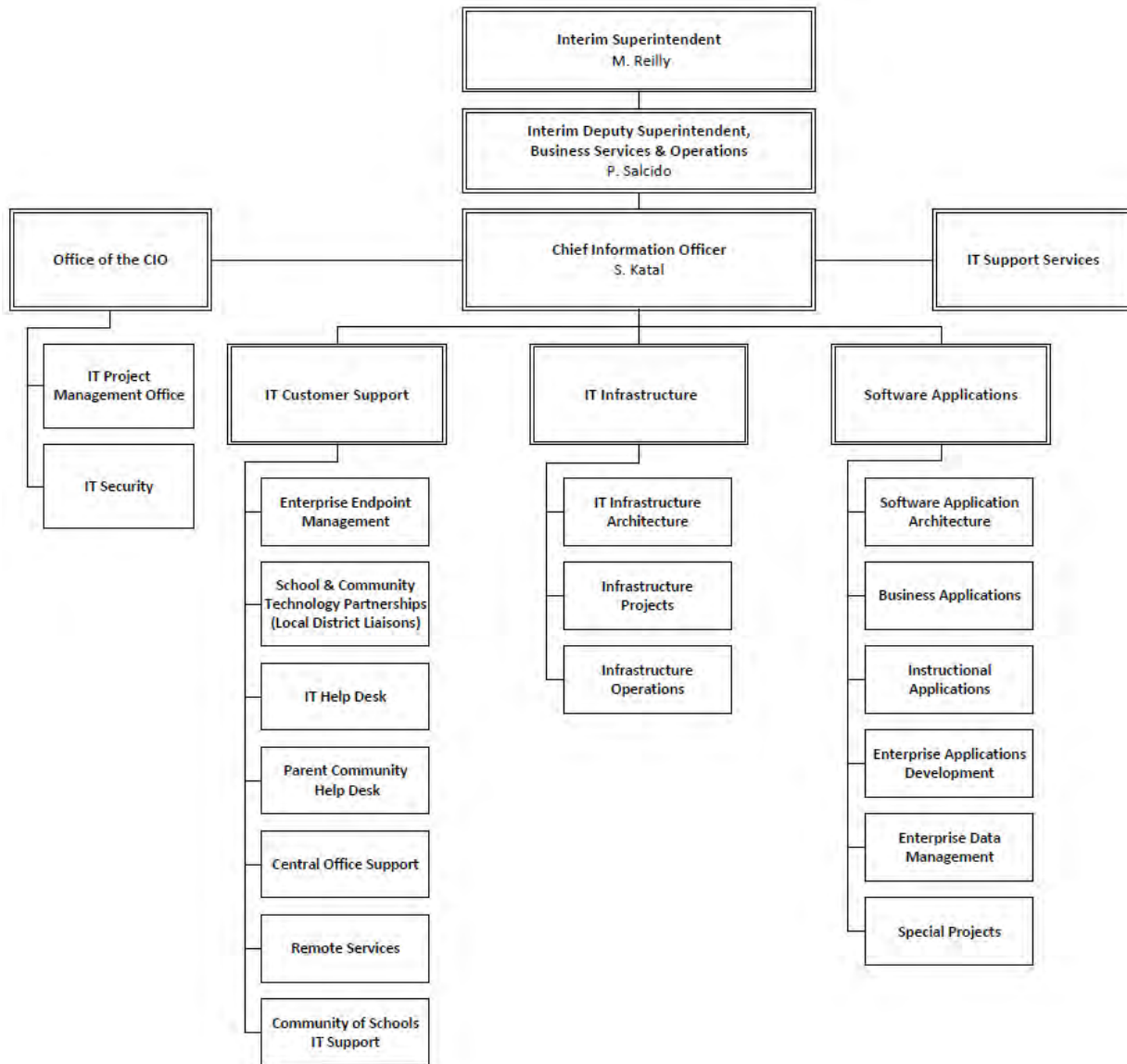
The EPMO, established in November 2019, is responsible for establishing the District's project governance to continuously improve the identification, prioritization, and management of enterprise projects, leading to enhanced visibility of enterprise projects, prioritization of and approval of high value projects, consistency in project governance, and early risk detection and escalation.

Information Technology Division Branches

The Information Technology Division is responsible for supporting the District's instructional mission and operations through deployment of robust, user-friendly, and cost-effective technology solutions. ITD's five major branches are:

- 1) **The Office of the Chief Information Officer** is comprised of the IT Project Management Office (PMO) and IT Security. The IT PMO is responsible for the development, distribution and maintenance of all project management processes, methodologies and tools. These strategies and best practice enable ITD to deliver its projects on time, within budget, and closely resembling the original project vision. IT Security is responsible for identifying IT security risks, developing policies, and implementing solutions to help protect the District's information systems and data.
- 2) **IT Customer Support** manages the IT Help Desk, Parent Community Help Desk, Community of Schools IT Support, and a host of other support groups to ensure that all Los Angeles Unified students, parents, and employees receive assistance promptly with empathy and first contact resolution at the forefront of every interaction. The branch offers remote support via telephone and chat, as well as in-person support at schools, offices, and Community of Schools Centers. The team provides field observations and assessments to all ITD teams, ensuring the continuity of telephone, internet, and radio connectivity across the district.
- 3) **IT Infrastructure** is responsible for all aspects of the District's IT infrastructure – from conception and architecture (alignment with District goals), to design, engineering, testing, selection, implementation, and maintenance. Staff operate and support the technology infrastructure necessary for instruction, learning, and daily District business.
- 4) **Software Applications** is responsible for maintaining and supporting the applications necessary for daily instruction, learning, and business. Examples of student achievement and student support applications are Student Information, Cafeteria Management, and Library Management. Instructional support applications to improve business efficiencies include the enterprise resource planning system responsible for budget, payroll, procurement tracking, and other business functions.
- 5) **IT Support Services** provides IT asset management, software compliance, and cellular services for the District and supports all areas of the Division in finance, contracting/purchasing, human resources, audit, and other administrative areas.

Information Technology Division Organization Chart*



*As of 12/2/21.

2021
STRATEGIC EXECUTION PLAN

PROGRAMS



PROGRAM GOALS AND SCOPE

This Strategic Execution Plan serves as a catalog of ITD's Board-approved, bond funded projects. All IT projects are aligned with one of five program areas based on the type of work that will be executed. The five major program areas are:

- Classroom Technology Modernization
- Applications Modernization
- School Network Technology Infrastructure Modernization
- Safety, Communications, and Security Modernization
- Disaster Recovery and Business Continuity

The specific projects associated with each program are detailed in the ***Projects in Progress*** and ***Completed Projects*** sections at the end of this document.

Classroom Technology Modernization

Through the Classroom Technology Modernization Program, ITD actively collaborates with school and District leadership to transform how technology is leveraged in classrooms, on campus, and at home to meet Los Angeles Unified's core educational mission.

Classroom Technology possesses the catalytic power to transform and empower the way students learn and the ability to enable effective teaching and student achievement. This is evident through the District's increase in learning devices to cover every Los Angeles Unified student. Devices now serve as a cornerstone to students' educational programs, enabling access of digital curriculum; email, collaboration and other learning applications; and State-mandated formative and summative assessments.

This program encompasses bond-funded efforts focused on:

- Student learning devices, their procurement and distribution, and education of staff to maximize the benefit of these devices
- The creation and transformation of District classrooms and campuses into fertile, 21st century learning spaces that cultivate modern, personalized educational experiences

Applications Modernization

Through the Application Modernization Program, ITD deploys modern software programs that facilitate educational and school functions to meet Los Angeles Unified's core educational mission. This endeavor manifests in many ways. The District is responsible for providing educators with ready access to usable student information, which allows them to tailor their instruction to the specific learning needs of each pupil, improving teaching and learning. Likewise, a 21st century learner requires a centralized learning management platform from which the student can access personalized curriculum, assessments and grades, and communicate with teachers and peers. These interactions and the software programs that enable them are cornerstones to the District's goal of creating citizens that are college and career ready through development of 21st century computer skills. Furthermore, schools have a need to manage their food services, keep track of student attendance, and facilitate a myriad of other processes that directly and indirectly enable learning.

In delivery of education enabling applications, ITD seeks to deploy solutions that are agile, reliable, scalable, and built upon modern principles such as interoperability that extend the applications utility and useful life.

This program encompasses bond-funded efforts focused on the deployment and modernization of applications related to:

- Student Information
- Student Data and Analytics
- Learning Management
- Essential School Administration and Services, such as cafeteria management, registration and enrollment, etc.

School Network Infrastructure Modernization Program

Schools need modern, up-to-date, reliable networks to transport educational content from the Internet into the classroom, wirelessly throughout the campus, and from student to student. School networks must be robust enough to carry the entire schools' student and educator population concurrently and capable of seamlessly streaming online, interactive lessons that include rich media. Many of today's educational tools, from the students' learning management system, educational applications and email accounts to schools' student information system, cafeteria management system and student data and analytic dashboards, require a consistent, stable and robust network.

The School Network Infrastructure Modernization Program leverages previous investments and controls costs by building on, integrating, and maximizing existing systems while utilizing the most advanced and proven technologies. This approach provides wireless access and adequate capacity to meet the throughput demands created by today's instructional needs while maximizing limited bond and E-rate dollars.

This program encompasses bond-funded efforts focused on:

- School-site local area network modernizations¹
- Modernization of the District's shared central Core networking equipment

Safety, Communications and Security Modernization Program

Safe learning environments foster success. The Safety, Communications and Security Modernization Program supports the District's goal of creating safe and nurturing learning spaces by modernizing schools' communications systems, security systems, centralized network safety systems, and radio systems. Below is a brief overview of each system and its support of the learning process.

School Communication Systems also referred to as Telecommunication Services, include schools' local area networks (as of November 2019), network telephone services, intercommunication and public address systems, and clocks. Telecommunications services are essential to the District's instruction, instructional support, and safety operations. Students and staff rely upon these systems to make calls from or hear announcements in classrooms, in offices, or on other parts of the campus in both regular daily and emergency situations. Due to age, these systems are reaching / have reached the end of their useful life, and schools are now experiencing reliability and availability challenges.

School Security Systems Los Angeles Unified schools have outdated, failing and inoperable physical security and surveillance systems. These systems cost the District millions of dollars in maintenance, support costs and stolen property. This has a negative impact on students, staff, and the learning environment. Furthermore, the District must allocate resources to investigate false alarms, damage and/or theft as a result of having faulty or no alarms at all. Projects associated with this focus area replace school site security systems and enable centralized 24/7 monitoring.

¹At the end of 2019, school site local area network upgrades were incorporated into the District's telecommunication modernization efforts and thus executed under the Safety, Communications and Security Modernization Program.

Centralized Network Safety Systems The District's community of users encompasses millions of individuals, including students, their family members, and staff. Students access District systems and the Internet for educational purposes (research, collaboration, etc.). Family members access District systems to monitor their student's progress and communicate with teachers and administrators. District staff utilize the systems to facilitate critical processes such as attendance taking, student transportation, cafeteria management, contracts administration, and payroll services. With such a large user population accessing District systems and such critical functions reliant upon these systems, security concerns become paramount.

Without security measures in place, on-line predators threaten to steal information and inject viruses into District's systems, resulting in resources damage or loss. Measures must also be taken to prevent District users from accessing inappropriate materials or becoming victims of cyber-bullying. Diligence in security is required to ensure that the District is compliant with local, state, and federal policies and regulations, including the Family Educational Rights and Privacy Act, the Children's Internet Protection Act (CIPA), the Electronic Protected Health Information rules of the Health Insurance Portability and Accountability Act, and the Children's Online Privacy Protection Act. Compliance with CIPA, specifically, is important if the District wishes to continue receiving millions of dollars in E-rate and federal funds.

Radio Systems The District's radio systems are utilized by school staff and the LA School Police Department to facilitate both daily and emergency communications. Furthermore, the District's Transportation department relies on the radio system to communicate with school buses. Under the Safety, Communication and Security Modernization program, ITD will replace the District's two aging radio systems with a single, unified radio system that meets critical District communication needs and is interoperable with other public safety radio and communication networks.

This program encompasses bond-funded efforts focused on:

- Communications systems, including schools' local area networks, telephone, Intercommunication, public address, alarms and clocks
- Security systems
- Centralized network safety systems (cyber security systems)
- Radio systems

Disaster Recovery and Business Continuity Program

The District's mission critical information systems—including student transportation, payroll, food services, facilities, and student information—are dependent upon the operability of the District's applications and technology infrastructure. These systems and applications are in the Data Center, which serves as the information hub for all schools and offices. Prior to the implementation of the Disaster Recovery Program, the District had a single Data Center that lacked redundant or failover capabilities. Any unexpected disaster—such as a fire or earthquake—could have caused severe damage to the infrastructure, crippling all the District's critical systems and severely impacting teaching, learning and District operations.

The District's Disaster Recovery and Business Continuity (DR/BC) Program addresses this risk by providing a modern performance optimized data center and a cloud disaster recovery solution to maintain critical applications and technologies to meet operational needs during or after disasters and emergencies. Disaster Recovery refers to the ability of the District to "bounce back" expediently in the event of a disaster. Business Continuity refers to the District's ability to continue operating during a time when critical systems and applications are impacted or not available.

The Safety, Communications and Security program encompasses bond-funded efforts focused on:

- Enabling disaster recovery
- Enabling business continuity

FUNDING/COST

Overview

The Information Technology Division bond program funds projects addressing student, staff, and school stakeholder technology needs. The bond program meets many of the 21st century teaching and learning requirements. New technologies with improved processes increase operational efficiencies, maximize resources, and release funds for classroom instruction. The primary funding sources in the Strategic Execution Plan (SEP) are Measures K, R, Y, Q, and RR. The balance of funds comes from the general budget or Federal E-rate program.

Cost Management

Cost management efforts are an integral part of the culture for the team executing and managing the bond program. ITD's systems, policies and procedures, and highly qualified staff provide proper controls, approvals, and reporting of project execution status, costs and funding sources. Using industry best practices, staff work to deliver projects within budget; control risks; identify, mitigate and manage unforeseen conditions; and manage scope changes.

Funds Management

The Information Technology Division works proactively to maximize available program funds. Leadership/executives identify and meet school needs, state mandates, and District policies through execution of projects that leverage bond funds, general funds, and Federal E-rate funds.

Source of Fund

The current bond program is valued at approximately \$837 million. The primary funding sources are local bonds totaling approximately \$817 million (97.7% of total program funding). Other sources include Federal E-rate reimbursements and General Funds.

Information Technology Division Bond Program	
Local Bond Funds	
Measure K	\$7,192,039
Measure R	\$315,520,377
Measure Y	\$58,708,333
Measure Q	\$435,625,898
Total Local Bond Funds	\$817,046,647
Other Funds	
E-rate*	\$13,059,280
General**	\$6,505,400
Total Other Funds	\$19,564,680
TOTAL SOURCES	\$836,611,327

*E-Rate: funding is provided by the Federal Program.

**General Fund component of Bond projects.

Uses of Funds

The chart below identifies commitments and expenditures by program through June 30, 2021.

Program	Approved Budget	Encumbrances/ Expenditures	Balance as of 06/30/21
Classroom Technology Modernization	\$248,326,699	\$166,632,615	\$81,694,085
Instructional Technology Initiative	\$166,926,699	\$166,632,615	\$294,084
Device Refresh for Required Student Testing*	\$4,000,000	\$0	\$4,000,000
Distance Learning Project**	\$77,400,000	\$0	\$77,400,000
Applications Modernization	\$256,348,725	\$247,114,892	\$9,233,834
My Integrated Student Information System (MiSIS)	\$174,140,725	\$173,873,747	\$266,979
Enterprise Reporting	\$28,358,000	\$28,082,419	\$275,581
Open Data Portals and Dashboard	\$3,252,000	\$2,280,429	\$971,571
Learning Management System (LMS)	\$21,356,000	\$16,777,091	\$4,578,909
Unified Enrollment	\$16,683,000	\$15,773,760	\$909,240
Food Services Technology Upgrade	\$6,300,000	\$5,821,165	\$478,835
LAUSD Mobile App	\$2,759,000	\$2,729,588	\$29,412
Enterprise Help Desk	\$3,500,000	\$1,776,693	\$1,723,307
School Network Technology Infrastructure Modernization	\$99,256,391	\$92,113,746	\$7,142,645
Core Network Projects	\$60,342,410	\$58,890,387	\$1,452,023
School Local Area Network Modernizations	\$26,258,559	\$26,258,559	\$0
IT Network Equipment Upgrades (65 Schools)	\$6,494,123	\$5,585,947	\$908,176
Wireless Network Equipment Upgrade (160 Schools)	\$6,161,299	\$1,378,853	\$4,782,446
Safety, Communications, and Security Modernization	\$145,678,485	\$74,684,245	\$70,994,240
School Telecommunications Modernization (40 Schools)	\$20,533,946	\$11,777,896	\$8,756,050
School Telecommunications Modernization (16 Schools)	\$15,638,000	\$8,947,938	\$6,690,062
School Telecommunications & Network Upgrades at 83 Schools	\$70,297,644	\$48,447,023	\$21,850,621
Radio Systems Modernization	\$38,088,895	\$4,852,348	\$33,236,547
IT Security Program Projects	\$1,120,000	\$659,040	\$460,960
Disaster Recovery and Business Continuity (DRBC)	\$73,941,747	\$61,163,730	\$12,778,017
TOTAL^	\$823,552,047	\$641,709,228	\$181,842,819

*Device Refresh for Required Student Testing project cancelled.

**Distance Learning Project expenditures were transferred to available COVID funds.

^E-Rate not included.

MANAGEMENT

The Information Technology Division's management team consists of highly skilled program and project professionals with years of experience in deploying and installing technological solutions. Included on these teams are engineers with extensive experience in the District's information technology infrastructure and data systems. The programs' staff operates on three basic principles:

- Accountability
- Solution-oriented decision processes
- A commitment to continuous improvement

Program Management

The program/project management team plans and executes Bond-funded projects. Specifically, the project managers perform the following functions:

- **Design Oversight** – coordinate and maintain quality assurance of in-house and/or contract professionals' efforts to ensure compliance with industry and District specifications, objectives, and policies
- **Procurement** – when applicable, contract for professional services by working with legal and procurement staff to ensure the use of appropriate contracting vehicles and adherence to federal, state, and local laws and policies; contract types include, but are not limited to, California Multiple Award Schedule (CMAS) contracts, public works, professional services, and other competitively bid procurement contracts
- **Construction / Installation / Implementation Management** – coordinate and maintain quality assurance of installation contractors and in-house technicians; ensure that specifications, objectives, and policies are utilized; deficiencies and claims are minimized; and all required documentation is completed and delivered to the appropriate District divisions
- **Cost Management** – manage programs and budgets to ensure that program resources are optimized and that funds are properly allocated

Design Guidelines

The Los Angeles Unified Project Design Guidelines articulate the basic tenets included in the design of all information technology projects. These are:

- Right-size the solution
- Standardize technology (where feasible) to reduce maintenance and support costs
- Upgrade and replace technology that is at its "end-of-life" to reduce maintenance costs due to high failure rates
- Design for the long term and consider life cycle costs
- Maximize the use of space by centralizing data, voice, and video systems
- Design for convergence, allowing multiple solutions to be addressed at once, thus reducing implementation and long-term maintenance costs
- Design for flexibility
- Specify affordable, durable, sustainable materials and technology
- Adopt a Commercial-Off-The-Shelf (COTS) solution (where feasible) vs. the implementation of a custom developed technical solution
- Utilize Application Program Interfaces (APIs) and Micro-Services to lower the transaction size and reduce data latency

Reporting

ITD provides full disclosure of its methods, data, and implementation performance for the programs of this Strategic Execution Plan with mandated oversight requirements. The following guidelines outline the Division's reporting standards:

- Establish baseline information on scope, schedule, and budget, then measure current performance against these baselinemetrics
- Report to stakeholders in relevant, easy-to-understand reports
- Provide early warning of potential variances from anticipated results so that decision makers are presented with mitigation options in a timely manner
- Post reports on a District website for ease of distribution

In addition to annual update of the Strategic Execution Plan, ITD provides a quarterly status report to the BOC at their public meetings, identifying progress made towards achieving program's goals and status.

2021 Strategic Execution Plan

Deliverables Summary



ITD Bond Program

The chart below shows high-level deliverables for the bond programs managed by ITD. Within each category, the total number of board approvals that are active pending completion (in progress), completed pending closeout (completed), and finalized (total) are summarized. The table below only includes deliverables for defined projects that have been reviewed by the Bond Oversight Committee and approved by the Board of Education.

	Programs / High Level Deliverables	In Progress	Completed	Total
Classroom Technology Modernization				
	Number of board approvals	-	7	7
	Learning devices deployed to student, teacher, administrator	-	272,330	272,330
	School device matching grants	-	242	242
	Storage carts	-	537	537
	Keyboards	-	48,471	48,471
Application Modernization				
	Number of board approvals	3	13	16
	Number of systems modernized	2	6	8
School Network Infrastructure Modernization				
	Number of board approvals	2	5	7
	Number of 100 Gbps circuits installed	-	4	4
	Number of schools with bandwidth of 10 Gbps	98	385	483
	School sites IT network equip upgrade	-	215	215
	School sites wireless equip upgrades	108	52	160
Safety, Communication & Security Modernization				
	Number of board approvals	3	3	6
	Number of school sites telecom upgrades (LAN, WLAN, PA/Intercom, cabling, etc.)	40	97	137
Disaster Recovery & Business Continuity				
	Number of board approvals	1	1	2
	Upgrade of primary dc equip, applications, network	-	1	1
	Build out of DC POD	-	1	1
	Consolidation of primary dc with POD	-	1	1
	Deploy Cloud/Hybrid DR Solution	1	-	1

2021 Strategic Execution Plan

Projects in Progress



Applications Modernization

BOE Rpt No	Approval Date	Project Description	SUP Spending Category
462-16/17	5/9/2017	Food Services Technology Upgrade 2 (Phase 3) Addresses aged / out of warranty cafeteria management system (CMS) manager machine needs and creates a separate virtual desktop environment; ITD will design, build, and configure a separate CMS virtual desktop environment that will improve service levels and end-user experience, support future growth, and have disaster recovery replication to safeguard District student data. CMS manager desktops and virtual desktop environment are used to operate the CMS, order food, consolidate information, capture meal data, manage inventory, etc. The current manager desktops are approximately five years old with expired warranties and need to be replaced. The current CMS virtual desktop environment is sharing computing resources with critical servers used for MiSiS, Welligent, and SAP. The goal of Phase 3 of the project is to improve productivity and increase meal claim reimbursements from the State.	Technology Infrastructure and System Upgrades
528-17/18	6/12/2018	Open Data Portals and Dashboard Provide greater transparency and accountability to all stakeholders. This dashboard provides access to school information on nearly 20 topics and the data can also be downloaded for use in research and analysis. Included in the dashboard is a link to the Unified Enrollment school search tool as well as an interactive School Profile. This project will fulfill a board resolution (Res021-17/18) that aims to increase accountability and transparency by making District data available to parents through a public-facing portal and dashboards. The Los Angeles Unified Board of Education has made a strategic decision to make its data more open to parents in order to increase accountability and transparency (Res-021-17 /18). Open data will increase citizen participation in government, public education and community engagement, and provides needed information for decision making in both the private and public sectors. Under this initiative, ITD will develop an Open Data Web Portal and Dashboards, which will appear as public pages, allowing parents to search and find public/unprotected District documents.	Technology Infrastructure and System Upgrades
159-19/20	11/5/2019	Enterprise Help Desk Implement an Enterprise Service Management (ESM) system, through a joint initiative between ITD and the Office of the Superintendent, to be used by help desk agents and other support staff to capture, track, manage, and measure service interactions with parents and community members. This software tool will also give stakeholders the ability to engage in self-service via a virtual assistant, using Artificial Intelligence and a knowledge management database. Additionally, the ESM system will deliver the insights leadership needs to make data-driven decisions across the organization. Currently, most Los Angeles Unified business units track parent interactions relevant to District operations using different applications including email, spreadsheets, and other methods. Other interactions occur via phone or chat, and in many cases, those interactions are not documented. These applications or systems collect various levels of detail about stakeholder interactions; however, they do not interact with each other. Since information is stored in a variety of formats, the aggregation of information required to enable effective District oversight is difficult to obtain. As recommended by two recent District studies, Los Angeles Unified should consolidate District Help Desks and leverage Cloud Services to increase service availability, enhance customer service, and improve operational efficiency across the organization. Implementation of a unified ESM Portal, deploying a robust knowledge base, and enabling artificial intelligence (virtual agent) will ensure that stakeholders have access to a user-friendly, consistent, and responsive stakeholder experience. These systems will enable stakeholders to have access to the support they need when they need it.	Technology Infrastructure and System Upgrades

School Network Technology Infrastructure Modernization

BOE Rpt No	Approval Date	Project Description	SUP Spending Category
089-19/20	10/1/2019	Core Network Upgrades Revises the approach to implementing the Core Network Upgrades - Data Center Network Upgrade Project (BOE #386-13/14) to more cost efficiently meet the goals of providing District schools, students and staff with a modern, robust network to facilitate teaching and learning; reallocates \$6,876,745 in project savings from the Legacy School Local Areas Network Modernization projects to complete the Core Network Upgrades - Data Center Network Upgrade project. Installs 100 Gbps routers allowing staff and students to access critical applications and resources located in the District's data centers; installs web filters as required by the Child Internet Protection Act (CIPA) and to qualify for E-Rate discounts; installs and configures, as needed, new network switches or switch components to allow up to 10 Gbps of bandwidth at school sites; installs cabling as needed.	N/A
334-19/20	6/9/2020	Wireless Network Equipment Upgrade (160 Schools) Replace existing obsolete, end of life and failing wireless network equipment at 160 K-12 school sites that serve approximately 162,000 students. Wireless network connectivity is critical to school site teaching and learning. Students utilize the wireless network connection to access instructional materials and engage student testing. Teachers utilize the wireless network connection to provide student support. The project's school sites, as a result of the state of their current wireless network equipment, currently receive an unstable wireless signal and experience connection problems and intermittent outages. See Appendix B for the list of schools.	Technology Infrastructure and System Upgrades

Safety, Communications, and Security Modernization

BOE Rpt No	Approval Date	Project Description	SUP Spending Category
529-17/18	6/12/2018	Radio Systems Modernization Modernize Los Angeles Unified's radio communication capabilities by creating a unified system that effectively meets the needs of all District stakeholders. The Los Angeles Unified Radio Communications System serves as the primary daily voice communication venue for School Police, Bus Operations, and school supervision staff. Maintenance and facilities personnel, truck operations, school safety officers, health and safety staff, school operations, and ITD also use the Radio System. During an emergency or disaster, radio communication is critical at schools, between sites, staff, School Police, and the Emergency Operations Centers (EOCs). Radios are in use in all schools and centers, school buses, school police vehicles, and other District owned vehicles. There are close to 20,000 portable radios in use by school staff, police officers, safety officers, and other District staff. Most equipment is greater than 6 years old, offers only basic analog voice communications, and has limited interoperability outside of the individual users' group. The District has two radio systems with different frequency bands. The radio system available for emergencies has two frequencies limiting its effectiveness due to the large number of schools, school police officers, District emergency responders, and supporting staff.	Upgrade Districtwide Emergency Radio System Servicing Schools
528-17/18	6/12/2018	IT Security - Cyber Security Training & Awareness Establishes a District-wide Information Security Training and Awareness program to educate parents, students and staff on how to protect District resources, their identity, and their privacy from common cybersecurity attacks. The project will: create cyber-security training videos for District staff; deploy an Anti-phishing tool to test the cybersecurity resiliency of school-based staff; implement new policies to support a District-wide Cybersecurity Training and Awareness Program; develop Parent Cybersecurity Awareness Kit, which Parent Centers across the District can use to educate parents on how to protect their children online while at home. IT Security - Security Analytics & Intelligence (Phase 2) Increase storage and processing capacity for an existing threat intelligence solution in order to keep up with the	Technology Infrastructure and System Upgrades

BOE Rpt No	Approval Date	Project Description	SUP Spending Category
		<p>exponential growth in data produced by the District's digital curriculum program. An upgrade of the existing threat intelligence solution will reduce the frequency and impact of cyber security incidents.</p> <p>IT Security - Student Health Information Protection Establish a District-wide Student Health Information Protection Program to educate staff on the appropriate use of student health information and minimum measures that should be taken to safeguard student health records as required by law.</p>	
161-19/20	11/5/2019	<p>Telecommunication and Network Upgrades at 83 Schools Upgrade the telecommunications system infrastructure at 83 K-12 school sites; replace obsolete, end-of-life, and failing Private Branch Exchange (PBX) equipment and telephones, Public Address (PA), Local Area Network (LAN) and Wireless Local Area Network (WLAN) equipment. Telecommunications services are essential to the District's instruction, instructional support, and safety operations. ITD continuously explores advancements in telephone and public address systems and technologies to provide reliable and cost effective voice services at schools and offices. The District's current telephone and public address/intercommunications systems are 13-18+ years old and most of the existing telecommunications cabling infrastructure is 15-30+ years old. As a result, 95% of the K-12 schools will have increasing reliability and availability challenges with their telecommunications systems and services. School staff will continue experiencing phone outages and disruptions due to failing equipment and deteriorating cabling. Staff and students will be at risk of not being able to make calls from or hear announcements in classrooms, in offices, or on other parts of the campus during times of emergencies or for daily communications. See Appendix C for the list of schools.</p>	Technology Infrastructure and System Upgrades

Disaster Recovery and Business Continuity (DR/BC)

BOE Rpt No	Approval Date	Project Description	SUP Spending Category
387-13/14	5/13/2014	<p>DRBC Phase 2 (Phase 2A/2B) Establish a secondary data back-up site to protect Los Angeles Unified from a Beaudry-based disaster and a tertiary data back-up site to protect the District in case there is a catastrophic event in Los Angeles. Based on an Ernst & Young audit recommendations, project approach/technology modified in Quarter 2 of 2019 to transform the performance optimized Van Nuys data center, which is constructed to have a greater disaster resiliency than the original Beaudry data center, from a secondary data back-up site to a full data center migration effort and the tertiary data center to a Cloud disaster recovery implementation.</p>	Technology Infrastructure and System Upgrades

2021 Strategic Execution Plan

Completed Projects



Classroom Technology Modernization

BOE Rpt No	Approval Date	Project Description	SUP Spending Category
157-12/13	2/12/2013	Instructional Technology Initiative (ITI) Phase 1: Planning and Readiness Equip 47 schools with computing devices; included professional development for staff. See Appendix A for the list of schools.	Upgrade and Equip Schools with 21st Century Technology
129-13/14	1/14/2014	ITI Phase 2/1L Equip students at 38 schools with computing devices and educational content; provide approximately 53,400 keyboards, necessary for on-line testing, to all schools—grades 2-12; provide 67,500 devices, for on-line testing, in charging carts to all schools—grades 2-12; equip students and teachers at seven schools with approximately 19,300 laptops; provide professional develop and training. See Appendix A for the list of schools.	Upgrade and Equip Schools with 21st Century Technology
128-14/15	12/9/2014	ITI Phase 3 / ITI Additional Testing Provide storage carts for all schools that received student devices under phases 1, 1L, and 2, equip schools, for on-line assessments, with an additional 18,875 computing devices with 537 charging carts. See Appendix A for the list of schools.	Upgrade and Equip Schools with 21st Century Technology
363-15/16	4/12/2016	ITI Phase 4 / ITI Educational Technology Grants Provide Ed Tech grants to 242 schools to purchase computing devices. See Appendix A for the list of schools.	N/A
639-16/17	6/13/2017	ITI Phase 5 / ITI Reallocation of Devices Distribute excess computing devices between one-to-one schools; provide storage carts and computing devices to Early Education Centers; provide computing devices to additional schools.	N/A
248-19/20	2/4/2020	Device Refresh for Required Student Testing Facilitate the procurement, delivery and deployment of 10,000 devices to replace obsolete and not compatible devices and to ensure that 218 K-12 schools and 19 primary centers had the mobile computing devices to conduct required State mandated testing. Shortly following the approval of the project, the COVID-19 pandemic caused school facilities to close and in response, the District developed and executed the Distance Learning Project (DLP). Since the devices procured and assigned to students under the DLP would continue to be part of each school's instructional program upon the reopening of schools, the Device Refresh for Required Student Testing project was no longer necessary and is pending cancellation. See Appendix A for the list of schools.	Upgrade and Equip Schools with 21st Century Technology
311-19/20	6/9/2020	Distance Learning Project² Provide continuity of learning, as a component of the District's response to the COVID-19 Emergency, while schools are closed by assigning computing devices to students in grades TK-12; facilitate the procurement, delivery and deployment of up to 200,000 devices to ensure students have a device to continue learning from home during the COVID-19 pandemic. These devices will continue to be part of the schools' instructional program.	Upgrade and Equip Schools with 21st Century Technology (Note: budget for this project has been returned to above category of need due to use of COVID funds)

² Distance Learning Project expenditures were transferred to available COVID funds.

Applications Modernization

BOE Rpt No	Approval Date	Project Description	SUP Spending Category
317-12/13	6/18/2013	My Integrated Student Information System (MiSiS) Upgrades Integrate the major student information systems (Elementary SIS and Secondary SIS), as well as the systems with which they share data, these systems include, but are not limited to, Early Education SIS, Adult SIS, Welligent, and MyData; replaces existing LAUSD MAX modules and, using newer technologies, provides the capacity to develop new functionalities for the integrated student information system. MiSiS will bridge the gap of access to District student information by enabling 24x7, internet-based access of information to teachers, parents, counselors, school nurses, principals, and administrators. Having an integrated student data system ensures that anyone connected to a student can obtain the information they need about that student quickly and efficiently. Correct tracking of student programming and achievement data also assists the District in complying with the Modified Consent Decree's Performance-based Outcomes.	Technology Infrastructure and System Upgrades
107-14/15	10/14/2014	MiSiS Computer Refresh Approve the Computer Refresh Project in Support of the MiSiS Rollout to purchase up to 3,340 desktop computers for 784 school site offices that have 6,853 staff members who use MiSiS on a regular basis; replace out of date computers that school office staff are using to access MiSiS to perform necessary daily school functions.	Technology Infrastructure and System Upgrades
256-14/15	12/9/2014	MiSiS Supplemental Allocate additional bond funding to cover expenses for January and February 2015 as the District works to finish developing a functional system for the schools in order to meet the needs of our teachers, administrators, school-based staff, students, and families. Key work efforts include: prioritizing bugs and fixing them; increasing the focus on precision, data quality, and integrity; increasing end user collaboration and resolving MiSiS functionality gaps; optimizing system performance; ensuring organizational readiness through instructor-led training; providing ongoing support to schools; ensuring the functional readiness of the Gradebook; and working to implement MiSiS with all charter schools.	Technology Infrastructure and System Upgrades
421-14/15	4/14/2015	MiSiS Supplemental Allocate additional bond funding to sustain the project through June 2015 to continue correcting bugs and functional gaps, collecting requirements from business owners and end users, and ensuring readiness for Summer School, Master Scheduling, Year End Closeout, and New Year Enrollment.	Technology Infrastructure and System Upgrades
497-14/15	6/9/2015	MiSiS Supplemental Allocate additional bond funding to continue working on the MiSiS Project to fix functional gaps, bolster technical infrastructure, and complete improvements to the user interface. For the next 12 months, the MiSiS project will be split into multiple iterations of "Sketch/Build/Stabilize/Release" prioritized by school-based events, school needs, and District deadlines. The work will be completed by a project team consisting of District staff, Microsoft contractors, and non-Microsoft contractors. During each "Sketch" iteration, MiSiS team members and subject matter experts from the central office and schools will capture MiSiS features and capabilities to be developed in a subsequent "Build/Stabilize/Release" phase. Microsoft will deliver a "Feature Acceptance Report (FAR)" to the District with a comprehensive set of requirements, development plan, test cases, acceptance criteria, fixed price and timeline. The MiSiS leadership team must sign-off on the FAR before Microsoft begins the Build/Stabilize/Release iteration. During each "Build/Stabilize/Release" iteration, Microsoft will develop and test the MiSiS features and capabilities captured in the FAR for that iteration. Microsoft will turn over the code and test cases to Los Angeles Unified for testing and acceptance by the MiSiS team and subject matter experts who will validate that the resulting code works as designed.	Technology Infrastructure and System Upgrades
320-15/16	4/12/2016	MiSiS Supplemental (MCD) Allocate additional bond funding to continue working on the MiSiS Project through June 2017 to do the following: develop and deploy high-priority enhancements to MiSiS, gather feedback from central office and school users to	Technology Infrastructure and System Upgrades

BOE Rpt No	Approval Date	Project Description	SUP Spending Category
		identify and implement needed improvements to the system, begin to clean up the "technical debt" in MiSiS that was created during the initial development and emergency fixes deployed in the first phases of MiSiS; implement a new user-friendly MiSiS As Hoc Reporting tool; begin implementing the full integration of charter schools; expand the pilot of the online gradebook; rollout the Parent PASSport across the District.	
406-15/16	5/10/2016	Food Services Technology Upgrade 1 (Phase 1 and 2) Install and service all Point of Sale (POS) devices and manager machines. Implemented in 2010, Cafeteria Management System (CMS) is a software program designed to increase reporting accuracy, improve production, and reduce the impact on staff by eliminating manual cafeteria processes. By merging a POS system with the CMS, there will be increased service efficiency for students waiting in line for meals and decreased stigma for student eligibility through the use of prepaid accounts. Additionally, more information about student meal activity will be available to parents. Food Services Division has approximately 2,400 POS and 700 manager machines and required peripherals (pin pads, cash drawers, etc.) throughout nearly 700 school cafeterias. These machines are approximately five years old. Furthermore, the operating system is now outdated and is no longer supported.	Technology Infrastructure and System Upgrades
464-16/17	5/9/2017	Enterprise Reporting Provide powerful, easy to use ad hoc reporting capabilities allowing users access to authorized data, reports, and data extracts needed without specialized IT assistance; implements the tools, templates, and analytical capabilities necessary to support self-service ad hoc reporting. Self-service Business Intelligence (SSBI) allows teachers, administrators, instructional support staff, and others to access and analyze data necessary to support student learning.	Technology Infrastructure and System Upgrades
528-17/18	6/12/2018	Enterprise Reporting – Instructional Analytics Allow for effective mechanisms for tracking student performance through various stages of their education, and give teachers, counselors, and principals the tools they need to make informed decisions about necessary interventions and improve school processes. Enterprise Reporting – Student Support Analytics Allow for improved monitoring and addressing of student behavior and discipline as well as chronic absenteeism and help improve community relations. Enterprise Reporting – School Analytics Centralize student performance data from multiple sources into a single, role-based system that will help teachers, counselors, principals, Local District administrators and others easily access the data they need to support their role in delivering education to our children. Enterprise Reporting – Special Education Analytics Support schools in monitoring compliance with the Modified Consent Decree mandates by providing information on students with disabilities through school role-based dashboards, including services provided by non-public agencies.	Technology Infrastructure and System Upgrades
464-16/17	5/9/2017	Learning Management System (LMS) Provide Los Angeles Unified K–12 classrooms with a comprehensive LMS and online gradebook, which is integrated with the District's existing student information system (MiSiS) and other online systems such as the LAUSD Parent Portal, via a joint initiative between ITD and the Division of Instruction. The LMS project implements a platform that personalizes learning, tracks student grades, deploys professional development, allows greater teacher collaboration, allows teacher/student/parent communication, integrates with other instructional tools and MiSiS, integrates with District adopted and purchased digital content. The LMS is an important tool to help meet several District-wide goals, such as proficiency for all, 100% attendance, and parent, community and student engagement. The LMS provides new and innovative ways for teachers, students, parents,	Technology Infrastructure and System Upgrades

BOE Rpt No	Approval Date	Project Description	SUP Spending Category
		and school administrators to access core curriculum and instructional materials, track student progress, engage students and parents in the educational process, collaborate within the school and broader educational community.	
596-16/17	6/13/2017	Unified Enrollment Phase 1 Provide a one-stop online search engine and application system that simplifies the school choice process for families. The Unified Enrollment system accepts and processes applications (via Apply.LAUSD.net) in order to attract new students, retain current L.A. Unified students, and mitigate the loss of matriculating students by offering an easy way to browse and apply to programs year-round.	Technology Infrastructure and System Upgrades
528-17/18	6/12/2018	LAUSD Mobile App (Phase 1 & 2) Fulfills Board Resolution (Res-016-17/18) to improve parent and community engagement by implementing a mobile app to provide District, school, and student information and receive input in support of the academic success of our students. The mission of the project is to consolidate the District's online web presence and deploy a Mobile Smartphone App with the following goals: provide anywhere/anytime/any language 24/7 access - instant access to real-time grades, attendance, comments, assignments and scores directly from the teacher's gradebook; communicate and inform in Spanish and English - with support for multiple translations; strengthen the relationship with parents and students - parents who are actively involved in their child's education can help keep students on track, and, parents who know their student's grades and assignments can discuss progress, offer help, or give encouragement; create transparency - where parents always know what's going on at the school, i.e. events, meetings, after-school events, volunteer opportunities, emergencies, and calendar.	Technology Infrastructure and System Upgrades
330-18/19	4/23/2019	Unified Enrollment Phase 2 Continue the delivery of Unified Enrollment goals through 1) the integration of the Affiliated Charter schools into the online application process and timeline and 2) a new online Options Schools Referral Form.	Technology Infrastructure and System Upgrades

School Network Technology Infrastructure Modernization

BOE Rpt No	Approval Date	Project Description	SUP Spending Category
317-12/13	6/18/2013	Core Network Upgrade 1 Replace or upgrade critical core network equipment all schools share. The Core Network (referred to as the Wide Area Network or WAN) is the network equipment and software necessary to provide school access to the Internet and educational and business applications. All school network traffic, including online assessments, email, educational applications, and the Internet must flow through the District's Core Network. The centralized Network Operations Center (NOC) allows monitoring and management necessary to identify and proactively resolve problems and ensure students and staff available and reliable access to essential instructional resources.	Technology Infrastructure and System Upgrades
386-13/14	5/13/2014	Core Network Upgrade 2 Upgrade the core networks, including cyber security considerations, to enable the functionality and safety of District LANs; ensure that District schools have Internet connectivity at the beginning of the instructional day by implementing hardware and software that will allow for centralized oversight of school site network equipment for troubleshooting and remote issue resolution; will implement the necessary management system to support the District's transition from the IPv4 to IPv6 IP address protocol; implement 10 GB network component, enabling high speed server to server communication between the District's primary Data Center, disaster recovery site, network nodes and schools.	Technology Infrastructure and System Upgrades
094-14/15	10/14/14	IT Network Equipment Upgrades (150 Schools) Replace aging and obsolete network equipment at 150 schools. A Local Area Network (LAN) refers to the equipment and cabling inside or between school buildings that provide students, teachers, and staff connectivity to the Internet and instructional resources. LAN equipment has a finite useful life. Life cycle planning and network	N/A

BOE Rpt No	Approval Date	Project Description	SUP Spending Category
		equipment replacement is critical to ensuring reliability and availability to meet instructional needs. See Appendix B for the list of schools.	
168-16/17	10/18/16	IT Network Equipment Upgrades (65 Schools) Replace aging and obsolete network equipment at 65 schools. See Appendix B for the list of schools.	N/A
150-18/19	11/13/18	IT Network Equipment Upgrades (65 Schools) - Revised Replace existing obsolete, end of life, and failing network equipment at 65 school sites. Additionally, replace existing obsolete, end of life, and failing core and UPS network equipment at those 65 sites. At 8 of the 65 schools, replace obsolete and failing PBX telephone, public address and WLAN equipment. Survey, plan, design, procure, install, configure, test and accept, and transition to the new phone/PA intercom, LAN, WLAN solution at the 8 schools. See Appendix B for the list of schools.	N/A

Safety, Communications, and Security Modernization

BOE Rpt No	Approval Date	Project Description	SUP Spending Category
464-16/17	5/9/2017	School Telecommunications Modernization (40 Schools) Replace obsolete, end-of- life, and failing telephone and public address systems (see Appendix C for the list of schools). At 13 of the 40 schools, the scope includes replacing the obsolete wired network equipment necessary to connect phones to the data network. Telecommunications services are essential to the District's instruction, instructional support, and safety operations. Schools' current telephone and public address/intercommunications systems are 13-18+ years old and most of the existing cabling is 15-30+ years old. As a result, over 98% of the K-12 schools will have increasing reliability and availability challenges with their telecommunications systems and services. School staff will continue experiencing phone outages and disruptions due to failing equipment and deteriorating cabling. Not only for daily communications, but more importantly, during times of emergencies, staff and students will be at risk of not being able to make calls from or hear announcements in classrooms, in offices, or on other parts of the campus. The School Telecommunications Modernization project addresses these issues by replacing failing equipment.	N/A
150-18/19	11/13/18	School Telecommunications Modernization (40 Schools) Amend the 40 School Telecommunications Modernization Project (464-16/17) to reduce the budget and reallocate savings of \$2,563,405 from 23 completed schools to replace network, telephone, and public address equipment at the 8 schools that are part of the 65 School IT Network Equipment Upgrade Project; remove Foshay Learning Center and Youth Opportunities, as their scoped work was completed through other projects; reallocate their budget (\$1,025,649) to replace network, telephone, and public address equipment at the 8 schools that are part of the 65 Network Equipment School Project; revise schedules for the 13 remaining sites. See Appendix C for the list of schools.	N/A
528-17/18	6/12/2018	School Telecommunications Modernization (16 Schools) Replace existing obsolete, end-of-life, and failing PBX telephone equipment. Existing equipment will be replaced with new VoIP equipment and integrate with the schools' data network equipment and cabling. Existing PBX phones will be replaced with VoIP telephony in offices, classrooms, and administrative support areas. Existing obsolete, end-of-life, and failing public address (PA) equipment will be replaced with IP public address equipment and will be interfaced with existing District systems as required (e.g., telephone, fire alarm, bells/class change signaling, master clock). The uninterruptible power supply (UPS) will be replaced and integrated with the school's network as well. In addition, obsolete, end of life, or failing, LAN and WLAN network equipment will be replaced. These upgrades will enable daily and emergency school site communications in classrooms, offices, and other parts of the campus. See Appendix C for the list of schools.	Technology Infrastructure and System Upgrades

Disaster Recovery and Business Continuity (DR/BC)

BOE Rpt No	Approval Date	Project Description	SUP Spending Category
317-12/13	6/18/2013	DRBC Phase 1 (Phase 1A/1B) Upgrade servers, storage, network equipment, and applications running on obsolete mainframe equipment in the main Data Center at the Downtown Headquarters Building (Phase 1A); Buildout a modern Performance Optimized Data Center (POD) in Van Nuys (Phase 1B). With only a single data center it could take weeks, months or potentially longer to recover from even a minor disaster. The goal of the DR/BC Program is to reduce that period to less than 24 hours for TIER 1 Critical Applications and within a week for the remainder of the applications.	Technology Infrastructure and System Upgrades

2021
STRATEGIC EXECUTION PLAN
APPENDIX



APPENDIX A: Classroom Modernization Schools

ITI Phase 1: Planning & Readiness

School Name	Category*	School Type	Infrastructure Readiness
Nevada	OCR	EL	In process (will be complete by Aug. '13)
Annalee	OCR	EL	In process (will be complete by Aug. '13)
Broadacres	OCR	EL	In process (will be complete by Aug. '13)
Curtiss	OCR	MS	In process (will be complete by Aug. '13)
Fleming	OCR	MS	In process (will be complete by Aug. '13)
Leapwood	OCR	EL	In process (will be complete by Aug. '13)
54th St	OCR	EL	In process (will be complete by Aug. '13)
Cowan	OCR	EL	In process (will be complete by Aug. '13)
Kentwood	OCR	EL	In process (will be complete by Aug. '13)
Palms	OCR	MS	In process (will be complete by Aug. '13)
Western	OCR	EL	In process (will be complete by Aug. '13)
Windsor M/S Aero Mag	OCR	EL	In process (will be complete by Aug. '13)
Westport Hts	OCR	EL	In process (will be complete by Aug. '13)
Halle Prep	OCR	MS	In process (will be complete by Aug. '13)
Hillcrest Dr	OCR	EL	In process (will be complete by Aug. '13)
Muir	OCR	MS	In process (will be complete by Aug. '13)
Woodcrest	OCR	EL	In process (will be complete by Aug. '13)
Yes Academy	OCR	EL	In process (will be complete by Aug. '13)
Ambler	OCR	EL	Ready
Baldwin Hills	OCR	EL	Ready
Middle College	OCR	SH	Ready
Revere	OCR	MS	Ready
Obama Global Prep Academy	OCR	MS	Ready
Lizarraga	OCR	EL	Contract in place (will be complete by Aug. '13)
Manchester	OCR	EL	Contract in place (will be complete by Aug. '13)
Cimarron	OCR	EL	Contract in place (will be complete by Aug. '13)
Manhattan Place	OCR	EL	Contract in place (will be complete by Aug. '13)
Webster	OCR	MS	Recently upgraded, minor enhancements (will be complete by Aug. '13)
Westchester	OCR	SH	Ready
Social Justice Schools: Fine Arts Academy	SFF	SH	Ready
Social Justice Schools: Global Issues Academy	SFF	SH	Ready
Valley Academy Arts/Science**	SFF	SH	Ready
Rancho Domingz Prep	SFF	MS/SH	Ready
Roosevelt HS Cnmt	SFF	SH	Recently upgraded, minor enhancements (will be complete by Aug. '13)
Sotomayor La-Artlab	SFF	SH	Ready
Sotomayor La-Hada	SFF	SH	Ready
Sotomayor LA-LARS	SFF	SH	Ready
Chavez LA-Artes	SFF	SH	Ready
SRHS#2 Comm	SFF	SH	Ready

School Name	Category*	School Type	Infrastructure Readiness
SRHS #2 Green Design	SFF	SH	Ready
SRHS #2 Perf Arts	SFF	SH	Ready
SRHS #2 Pub Srv Comm	SFF	SH	Ready
Magnolia Science Academy 3	co-located Prop-39	MS/SH	In process (will be complete by Aug. '13)
Animo Westside	co-located Prop-39	MS	In process (will be complete by Aug. '13)
Apple Academy	co-located Prop-39	EL	Contract in place (will be complete by Aug. '13)
Magnolia Science Academy 4	co-located Prop-39	MS/SH	Recently upgraded, minor enhancements (will be complete by Aug. '13)
Lou Dantzler	co-located Prop-39	HS	Ready

*OCR - Office of Civil Rights Schools; SFF - Schools for the Future, co-located Prop-39 - co-located Prop-39 with schools on this list

**Demonstration project currently underway

ITI Phase 2/1L: Schools Selected for Phase 2

BD	School Name	Location	ESC	Estimated Number of Devices*
1	42nd Street Elementary School	3959	ISIC	300
1	59th Street Elementary School	3795	WEST	420
1	74th Street Elementary School	6644	WEST	590
1	Audubon Middle School	8028	WEST	750
1	Burroughs Middle School	8075	WEST	1,940
1	Celerity Nascent Charter School	2925	ISIC	620
1	Century Park Elementary School	2945	WEST	440
1	Coliseum Elementary School	3178	ISIC	270
1	Crenshaw Arts-Technology CHS (CATCH)	8654	WEST	220
1	Johnnie L. Cochran Jr. Middle School	8245	WEST	1,040
1	Mann Middle School	8236	ISIC	480
1	Purche Elementary School	6158	South	570
2	Griffin Elementary School	4301	East	600
2	Humphreys Elementary School	4616	East	860
2	Los Angeles Elementary School	4982	East	860
2	Murchison Elementary School	5438	East	540
2	Rosemont Elementary School	6370	East	530
3	Balboa G/HA Magnet	2269	ISIC	780
3	Canoga Park Elementary School	2753	North	870
3	Gault Elementary School	4110	North	440
3	Riverside Drive Charter School	6315	North	640
3	Sherman Oaks Elem Charter School	6699	North	900
4	Bradley Global Awareness Magnet	7123	WEST	440
4	Loyola Village Elementary School	5014	WEST	420
4	Westside Innovative School House (WISH)	7756	WEST	380
4	Wright English & Design Magnet	8493	WEST	690
5	Los Feliz Elementary School	4986	South	420
5	Nimitz Middle School	8268	ISIC	2,090
5	Nueva Vista Elementary School	2378	South	1,130
5	San Pascual Elementary School	6493	South	210
5	Wadsworth Elementary School	7589	South	770
6	Garden Grove Elementary School	4055	North	470
6	Pinewood Elementary School	6068	North	360
6	Sara Coughlin Elementary School	5016	North	750
7	Carnegie Middle School	8090	South	930
7	Drew Middle School	8112	ISIC	1,090
7	King/Drew Medical Magnet	8727	South	1,690
7	Peary Middle School	8352	South	1,550
Approximate Grand Total				28,100

*Estimates based on 2013-14 Norm Day enrollment and staffing

ITI Phase 2/1L: Estimated Number of Carts Needed

School Name	TOTAL TESTED POPULATION # (Grades 3-8, 11; and 9-10 for interim assessments)	# of DEVICES NEEDED FIELD TEST - BOTH SUBJECT AREAS, SIX WEEK WINDOW Device Usage: 2 test hrs/device per day Total # of Subjects Tested: 2 (ELA and Math) Total Test Hours per Student: 8 hrs Test Period: 6 Weeks (30 days) Formula: # of Students x 8 test hours/student ÷ 30 test days ÷ 2 test hrs/device per day	ESTIMATED # CARTS NEEDED (35 DEVICES PER CART)
107th St EL	382	51	2
107th St Math/Sci Mag	70	9	1
109th St EL	229	31	1
10th St EL	431	57	2
112th St EL	216	29	1
116th St EL	227	30	1
118th St EL	288	38	2
122nd St EL	353	47	2
135th St EL	419	56	2
153rd St EL	188	25	1
156th St EL	242	32	1
15th St EL	277	37	2
186th St EL	415	55	2
1st EL	433	58	2
20th St EL	300	40	2
232nd PI EL	218	29	1
24th St EL	216	29	1
28th St EL	387	52	2
2nd St EL	239	32	1
32nd/USC Perf Art Mag	618	82	3
3rd St EL	343	46	2
49th St EL	417	56	2
4th St EL	519	69	2
52nd St EL	423	56	2
61st St EL	292	39	2
66th St EL	536	71	3
68th St EL	488	65	2
6th Ave EL	368	49	2
75th St EL	596	79	3
7th St EL	247	33	1
92nd St EL	488	65	2
93rd St EL	587	78	3
95th St EL	468	62	2
96th St EL	508	68	2
99th St EL	318	42	2
9th Street EL	84	11	1
Acad for Enriched Sciences	158	21	1
Acad Leadershp Community	389	52	2
Acad of Ed & Empt@Carson SH	441	59	2
Acad of Med Arts@Carson SH	446	59	2
Academia Moderna (2nd Site)	205	27	1

School Name	TOTAL TESTED POPULATION # (Grades 3-8, 11; and 9-10 for interim assessments)	# of DEVICES NEEDED FIELD TEST - BOTH SUBJECT AREAS, SIX WEEK WINDOW	ESTIMATED # CARTS NEEDED (35 DEVICES PER CART)
		Device Usage: 2 test hrs/device per day Total # of Subjects Tested: 2 (ELA and Math) Total Test Hours per Student: 8 hrs Test Period: 6 Weeks (30 days) Formula: # of Students x 8 test hours/student ÷ 30 test days ÷ 2 test hrs/device per day	
Academic Performance Excellence Academy (APEX)	221	29	1
Adams G/HA Mag	223	30	1
Adams MS	768	102	3
Addams HS	183	24	1
Aggeler HS	81	11	1
Alain Leroy Locke College Preparatory Academy	1447	193	6
Albion Elementary	157	21	1
Aldama EL	338	45	2
Alexandria EL	315	42	2
Allesandro Coop Lrn Mg	115	15	1
Allesandro EL	115	15	1
Alliance College Ready Academy HS #16	262	35	1
Alliance Dr. Olga Mohan HS (C RHS #4)	345	46	2
Alliance Health Services Academy HS	386	51	2
Alliance Tennenbaum Family Technology HS (PSC)	301	40	2
Alta California Elem School	518	69	2
Alta Loma EL	292	39	2
Amanecer Primary Center	0	0	0
Ambassador Sc for Global Ed	200	27	1
Ambassador Sch Glbl Ldrshp	596	79	3
Amestoy EL	341	45	2
Amestoy Trilingual Mg	71	9	1
AnatoLA EL	241	32	1
Andasol EL	203	27	1
Andres & Maria Cardenas ES	292	39	2
Angeles Mesa EL	220	29	1
Angel's Gate HS	84	11	1
Animo Charter Middle School # 3 (Clay Campus) (PSC)	617	82	3
Animo Charter Middle School # 4 (Clay Campus) (PSC)	606	81	3
Animo College Preparatory Academy (Jordan Campus)	349	47	2
Animo Jackie Robinson	441	59	2
Animo Venice SH	478	64	2
Animo Westside Charter MS	353	47	2
Ann EL	57	8	1
Annandale EL	176	23	1
Apperson EL	238	32	1

School Name	TOTAL TESTED POPULATION # (Grades 3-8, 11; and 9-10 for interim assessments)	# of DEVICES NEEDED FIELD TEST - BOTH SUBJECT AREAS, SIX WEEK WINDOW Device Usage: 2 test hrs/device per day Total # of Subjects Tested: 2 (ELA and Math) Total Test Hours per Student: 8 hrs Test Period: 6 Weeks (30 days) Formula: # of Students x 8 test hours/student ÷ 30 test days ÷ 2 test hrs/device per day	ESTIMATED # CARTS NEEDED (35 DEVICES PER CART)
Apple Academy Charter Public Schools (AACPS) (2nd Site)	174	23	1
Aragon EL	216	29	1
Ararat Charter School	0	0	0
Ararat Charter School (2nd Site)	175	23	1
Arleta High School	1210	161	5
Arlington Hts EL	330	44	2
Arminta EL	272	36	2
Arroyo Seco Museum Science	373	50	2
Ascot EL	450	60	2
Aspire Firestone Academy (PSC)	197	26	1
Aspire Gateway Academy (PSC)	194	26	1
Aspire Inskeep Academy (PSC)	192	26	1
Aspire Juanita Tate Academy (PSC)	163	22	1
Aspire Slauson Academy (PSC)	193	26	1
Atwater EL	213	28	1
Aurora Elementary School	244	33	1
Avalon Gardens EL	193	26	1
Avalon HS	116	15	1
Bancroft MS	449	60	2
Bancroft Per Art Mag	427	57	2
Bandini EL	204	27	1
Banneker Sp Ed Ctr	207	28	1
Banning CIP Mag	249	33	1
Banning HS Creative & Innov Sci	304	41	2
Banning SH	1715	229	7
Barton Hill EL	398	53	2
Bassett EL	391	52	2
Beachy EL	278	37	2
Beckford Chtr Enrichd Studs	297	40	2
Beethoven EL	170	23	1
Bell SH	2859	381	11
Bell AEWC	88	12	1
Bellingham Elementary School	249	33	1
Belmont CAS AEWC	78	10	1
Belmont SH	771	103	3
Belvedere EL	481	64	2
Belvedere Lat Mus Mag	158	21	1
Belvedere Media Mag	159	21	1
Belvedere MS	1040	139	4
Berendo MS	1041	139	4
Bernstein SH STEM	459	61	2

School Name	TOTAL TESTED POPULATION # (Grades 3-8, 11; and 9-10 for interim assessments)	# of DEVICES NEEDED FIELD TEST - BOTH SUBJECT AREAS, SIX WEEK WINDOW	ESTIMATED # CARTS NEEDED (35 DEVICES PER CART)
		Device Usage: 2 test hrs/device per day Total # of Subjects Tested: 2 (ELA and Math) Total Test Hours per Student: 8 hrs Test Period: 6 Weeks (30 days) Formula: # of Students x 8 test hours/student ÷ 30 test days ÷ 2 test hrs/device per day	
Bertrand EL	179	24	1
Bethune MS	1199	160	5
Bethune MS Math/Sci/Tech	169	23	1
Birdielee V Bright EL	366	49	2
Birmingham Community Charter HS	2520	336	10
Blythe EL	219	29	1
Bonita EL	280	37	2
Boyle Heights HS	95	13	1
Braddock Drive EL	138	18	1
Braddock ES G/HG/Hi Ablty	81	11	1
Brainard EL	102	14	1
Bravo Medical Mag	1534	205	6
Breed EL	262	35	1
Brentwood Sci Mag	770	103	3
Bridge EL	175	23	1
Bright Star Secondary Academy	432	58	2
Broad Ave EL	393	52	2
Broadous EL	307	41	2
Broadous Math/Sc Mag	83	11	1
Broadway EL	117	16	1
Brockton EL	154	21	1
Brooklyn Ave EL	401	53	2
Bryson EL	326	43	2
Bryson EL Math/Sci/Tech	101	13	1
Buchanan EL	208	28	1
Buchanan Mth/Sci Mag	85	11	1
Budlong EL	447	60	2
Burbank EL	184	25	1
Burbank MS	619	83	3
Burbank MS Math/Sci Magnet	232	31	1
Burbank MS/Police Acad	71	9	1
Burton EL	220	29	1
Bushnell Way EL	215	29	1
Byrd Math/Sci Mag	225	30	1
Byrd MS	1489	199	6
Cabrillo EL	203	27	1
Cahuenga EL	313	42	2
Cal Burke HS	182	24	1
Calabash Charter Academy	202	27	1
Calahan Community Charter	286	38	2
Calvert Charter for Enriched Studies	187	25	1
Camellia EL	384	51	2
Camino Nuevo #3 ES (Jose Castellanos Campus) (PSC)	273	36	2

School Name	TOTAL TESTED POPULATION # (Grades 3-8, 11; and 9-10 for interim assessments)	# of DEVICES NEEDED FIELD TEST - BOTH SUBJECT AREAS, SIX WEEK WINDOW	ESTIMATED # CARTS NEEDED (35 DEVICES PER CART)
		Device Usage: 2 test hrs/device per day Total # of Subjects Tested: 2 (ELA and Math) Total Test Hours per Student: 8 hrs Test Period: 6 Weeks (30 days) Formula: # of Students x 8 test hours/student ÷ 30 test days ÷ 2 test hrs/device per day	
Camino Nuevo #3 MS (2nd Site) (PSC)	238	32	1
Camino Nuevo Charter Academy #4 (PSC)	411	55	2
Camino Nuevo Charter HS	113	15	1
Canfield EL	220	29	1
Canoga Park Envr Mag	144	19	1
Canoga Park HS Foreign Lang	166	22	1
Canoga Park SH	1064	142	5
Cantara EL	299	40	2
Canterbury EL	360	48	2
Canterbury G/HA Mag	167	22	1
Canyon EL	197	26	1
Capistrano EL	201	27	1
Carlos Santana Arts Academy	292	39	2
Carlson Hsp Sch(K 12	310	41	2
Carmen Lomas Garza PC	0	0	0
Caroldale Lrng Comm	650	87	3
Carpenter Community Center	463	62	2
Carson EL	342	46	2
Carson SH	1275	170	5
Carson Gore Aca of Env Stds	315	42	2
Carthay Center EL	165	22	1
Carver MS	1057	141	5
Castelar EL	318	42	2
Castle Hts EL	281	37	2
Castlebay Ln EL	355	47	2
Catskill EL	308	41	2
CDS Aggeler	77	10	1
CDS Tri C	172	23	1
CDS West Hollywood	52	7	1
Celerity Cardinal Charter School	64	9	1
Celerity Nascent Charter School	252	34	1
Celerity Octavia Charter School	245	33	1
Celerity Palmati Charter School	122	16	1
Celerity Troika Charter School (2nd Site)	57	8	1
Central Adult School AEWC	74	10	1
Central HS	554	74	3
Cesar Chavez Elem School	165	22	1
Chandler Learning Academy	294	39	2
Chapman EL	213	28	1
Charles H Kim ES	331	44	2
Charles W Barrett EL	541	72	3
Charles White Elem School	213	28	1

School Name	TOTAL TESTED POPULATION # (Grades 3-8, 11; and 9-10 for interim assessments)	# of DEVICES NEEDED FIELD TEST - BOTH SUBJECT AREAS, SIX WEEK WINDOW	ESTIMATED # CARTS NEEDED (35 DEVICES PER CART)
		Device Usage: 2 test hrs/device per day Total # of Subjects Tested: 2 (ELA and Math) Total Test Hours per Student: 8 hrs Test Period: 6 Weeks (30 days) Formula: # of Students x 8 test hours/student ÷ 30 test days ÷ 2 test hrs/device per day	
Charnock Road EL	201	27	1
Chase EL	333	44	2
Chatsworth Charter High	1791	239	7
Chatsworth Park Elementary	203	27	1
Chavez LA Soc Jus Hum Acad	421	56	2
Chavez LA Teacher Prep Acad	441	59	2
Cheremoya EL	150	20	1
Cheviot Hills HS	82	11	1
CHIME Institute's Schwarzenegger Community	457	61	2
Christopher Dena EL	325	43	2
Cienega EL	344	46	2
Citizens of the World Charter 2 (Silver Lake)	47	6	1
Citizens of the World Charter 3 (Mar Vista)	0	0	0
Citizens of the World Charter Hollywood	128	17	1
City Charter Elementary School	0	0	0
City of Angels School	1213	162	5
City of Angels Virtual Academy	13	2	1
City Terrace EL	213	28	1
Civitas School of Leadership	210	28	1
Cleveland Human Mag	668	89	3
Clifford EL	76	10	1
Clover EL	276	37	2
Coeur D Alene EL	223	30	1
Cohasset EL	264	35	2
Coldwater Cyn EL	387	52	2
Colfax EL	334	45	2
Columbus Avenue Elementary	282	38	2
Columbus MS	539	72	3
Columbus MS Math/Sci Med	255	34	1
Commonwealth EL	432	58	2
Community Magnet Charter Sc	259	35	1
Compton EL	185	25	1
Corona EL	629	84	3
Crenshaw Arts Technology CHS (CATCH)	139	19	1
Crenshaw BET Magnet	239	32	1
Crenshaw STEMM Magnet	290	39	2
Crenshaw VAPA Magnet	321	43	2
Crenshaw Washington CAS/AEWC	90	12	1
Crescent Hts ES L/A/S/J Mag	211	28	1
Crestwood St EL	274	37	2

School Name	TOTAL TESTED POPULATION # (Grades 3-8, 11; and 9-10 for interim assessments)	# of DEVICES NEEDED FIELD TEST - BOTH SUBJECT AREAS, SIX WEEK WINDOW	ESTIMATED # CARTS NEEDED (35 DEVICES PER CART)
		Device Usage: 2 test hrs/device per day Total # of Subjects Tested: 2 (ELA and Math) Total Test Hours per Student: 8 hrs Test Period: 6 Weeks (30 days) Formula: # of Students x 8 test hours/student ÷ 30 test days ÷ 2 test hrs/device per day	
Crown Preparatory Academy	414	55	2
Ctr Adv Transition Skills	180	24	1
Dahlia Hts EL	231	31	1
Dana MS	1505	201	6
Daniel Pearl Journ/Comm Mag (NEW)	333	44	2
Danny J Bakewell Sr PC	0	0	0
Danube EL	239	32	1
Darby Avenue Charter	274	37	2
Dayton Heights EL	310	41	2
DBM/Electronic Info Mag	287	38	2
Dearborn EL	270	36	2
Del Amo EL	211	28	1
Delevan Drive EL	284	38	2
Denker EL	394	53	2
Dixie Canyon EL	351	47	2
Dodson G/HA Mag	706	94	3
Dodson MS	1176	157	5
Dolores EL	310	41	2
Dolores Huerta Elem School	220	29	1
Dominguez EL	275	37	2
Dorris Place EL	172	23	1
Dorsey Law/Gov Mag	161	21	1
Dorsey Math/Sci Mag	89	12	1
Dorsey SH	689	92	3
Downtwn Business Mg	538	72	3
Dr James Edward Jones PC	0	0	0
Dr L H Moore Mth/Sc/Tch Aca	403	54	2
Dr Owen Lloyd Knox Elem Sch	504	67	2
Dr T Alexander Jr Sci CS	298	40	2
Dyer EL	378	50	2
Dymally SH	540	72	3
E LA Occ Ctr AEWC	137	18	1
E LA Skills Ctr AEWC	78	10	1
Eagle Rock EL	383	51	2
Eagle Rock G/HA EL Mag	126	17	1
Eagle Rock G/HG/HA Mg	622	83	3
Eagle Rock HG EL Mag	52	7	1
Eagle Rock SH	1567	209	6
Eagle Tree Contn HS	142	19	1
Earhart HS	117	16	1
Early College Academy	138	18	1
East Valley High School	682	91	3
Eastman EL	544	73	3

School Name	TOTAL TESTED POPULATION # (Grades 3-8, 11; and 9-10 for interim assessments)	# of DEVICES NEEDED FIELD TEST - BOTH SUBJECT AREAS, SIX WEEK WINDOW	ESTIMATED # CARTS NEEDED (35 DEVICES PER CART)
		Device Usage: 2 test hrs/device per day Total # of Subjects Tested: 2 (ELA and Math) Total Test Hours per Student: 8 hrs Test Period: 6 Weeks (30 days) Formula: # of Students x 8 test hours/student ÷ 30 test days ÷ 2 test hrs/device per day	
Edison MS	1188	158	5
Edward R Roybal Learning Ctr	976	130	4
Einstein HS	72	10	1
El Camino Real Charter HS	2847	380	11
El Dorado EL	304	41	2
El Oro EL	259	35	1
El Sereno EL	246	33	1
El Sereno G/HA Mag	100	13	1
El Sereno Math/Sc Mag	135	18	1
El Sereno MS	1069	143	5
ELA Perf Arts Ac@Torres HS	373	50	2
ELA Renaissance AC@Torres HS	365	49	2
Elementary CDS	12	2	1
Elizabeth Learning Ctr	1335	178	6
Ellen Ochoa Learning Center	1028	137	4
Ellington HS	112	15	1
Elysian Heights EL	129	17	1
Emelita Academy Charter	230	31	1
Emerson MS	592	79	3
Enadia EL	93	12	1
Encino EL	287	38	2
Endeavor College Preparatory Charter	129	17	1
Endeavor College Preparatory Charter (2nd Site)	185	25	1
Endeavor College Preparatory Charter (3rd Site)	72	10	1
Eng & Tech Ac@Torres HS	372	50	2
Equitas Academy Charter 2	93	12	1
Erwin EL	362	48	2
Eshelman EL	317	42	2
Esperanza EL School	357	48	2
Estrella Elementary School	259	35	1
Euclid EL	317	42	2
Euclid G/HA BIL Mag	186	25	1
Evergreen EL	477	64	2
Evergreen HS	109	15	1
Extera Public School	101	13	1
Extera Public School 2	0	0	0
Extera Public School (2nd Site)	60	8	1
Fair EL	495	66	2
Fairburn EL	212	28	1
Fairfax SH	1480	197	6
Fairfax Vis Art Mag	318	42	2

School Name	TOTAL TESTED POPULATION # (Grades 3-8, 11; and 9-10 for interim assessments)	# of DEVICES NEEDED FIELD TEST - BOTH SUBJECT AREAS, SIX WEEK WINDOW	ESTIMATED # CARTS NEEDED (35 DEVICES PER CART)
		Device Usage: 2 test hrs/device per day Total # of Subjects Tested: 2 (ELA and Math) Total Test Hours per Student: 8 hrs Test Period: 6 Weeks (30 days) Formula: # of Students x 8 test hours/student ÷ 30 test days ÷ 2 test hrs/device per day	
Farmdale EL	272	36	2
Fenton Avenue Charter School	726	97	3
Fernangeles EL	350	47	2
Figueroa EL	343	46	2
Fishburn EL	313	42	2
Fletcher Dr EL	232	31	1
Florence EL	452	60	2
Florence G Joyner EL Sc	314	42	2
Flournoy EL	238	32	1
Flournoy Math/Sci Mag	76	10	1
Ford Blvd EL	722	96	3
Foshay Learning Center	1732	231	7
Frank Del Olmo Elem School	351	47	2
Franklin Comm Adult Schl/AEWC	87	12	1
Franklin EL	244	33	1
Franklin Math/Sci Mag	281	37	2
Franklin SH	1006	134	4
Fremont CAS/AEWC	70	9	1
Fremont Math/Sci Mag	242	32	1
Fremont SH	1632	218	7
Frida Kahlo High School	153	20	1
Fries EL	274	37	2
Frost MS	1112	148	5
Frost MS Comp/Math/Sci	431	57	2
Fullbright EL	245	33	1
Fulton College Prep School	1772	236	7
Gabriella Charter School	303	40	2
Gage MS	1589	212	7
Gage MS Math/Science/Tech	283	38	2
Gardena CAS AEWC	44	6	1
Gardena EL	274	37	2
Gardena for Lang Mag	169	23	1
Gardena SH	1175	157	5
Gardner EL	235	31	1
Garfield Comm Ad Sch AEWC	107	14	1
Garfield Comp Sci Mag	180	24	1
Garfield SH	1833	244	7
Garvanza EL	227	30	1
Gates EL	378	50	2
George De La Torre Jr. ES	378	50	2
George E Hale Charter Acad	1948	260	8
Germain EL	260	35	1
Glassell Park EL	255	34	1

School Name	TOTAL TESTED POPULATION # (Grades 3-8, 11; and 9-10 for interim assessments)	# of DEVICES NEEDED FIELD TEST - BOTH SUBJECT AREAS, SIX WEEK WINDOW	ESTIMATED # CARTS NEEDED (35 DEVICES PER CART)
		Device Usage: 2 test hrs/device per day Total # of Subjects Tested: 2 (ELA and Math) Total Test Hours per Student: 8 hrs Test Period: 6 Weeks (30 days) Formula: # of Students x 8 test hours/student ÷ 30 test days ÷ 2 test hrs/device per day	
Gledhill EL	135	18	1
Gledhill Math/Sci Mag	166	22	1
Glen Alta EL	161	21	1
Glenfeliz Blvd EL	203	27	1
Glenwood EL	232	31	1
Goethe International CS	148	20	1
Gompers Int	768	102	3
Graham EL	410	55	2
Granada Community Charter	216	29	1
Granada Hills Charter HS	3309	441	13
Grand View EL	273	36	2
Grant Com Tech Mag	296	39	2
Grant EL	345	46	2
Grant HS	1492	199	6
Grape EL	326	43	2
Gratts LA for YS	472	63	2
Grey HS	197	26	1
Gridley EL	356	47	2
Griffith Math/Sci Mag	274	37	2
Griffith MS	1162	155	5
Grover Cleveland Charter High	1927	257	8
Gulf EL	376	50	2
Haddon EL	416	55	2
Halldale EL	293	39	2
Hamasaki EL	267	36	2
Hamilton Human Mag	290	39	2
Hamilton Mus Aca Mag	753	100	3
Hamilton SH	1462	195	6
Hamlin EL	216	29	1
Hancock Park EL	364	49	2
Harbor City EL	290	39	2
Harbor M/Sc G/HA Mag	195	26	1
Harbor Occup Ctr AEWC	82	11	1
Harbor Teacher Prep Academy#D8	343	46	2
Harding EL	256	34	1
Harmony Elementary School	375	50	2
Harrison EL	289	39	2
Harry Bridges Span School	816	109	4
Hart St EL	394	53	2
Harvard Elementary School	269	36	2
Haskell EL	162	22	1
Haskell Math/Sci Mag	171	23	1
Hawaiian EL	339	45	2

School Name	TOTAL TESTED POPULATION # (Grades 3-8, 11; and 9-10 for interim assessments)	# of DEVICES NEEDED FIELD TEST - BOTH SUBJECT AREAS, SIX WEEK WINDOW	ESTIMATED # CARTS NEEDED (35 DEVICES PER CART)
		Device Usage: 2 test hrs/device per day Total # of Subjects Tested: 2 (ELA and Math) Total Test Hours per Student: 8 hrs Test Period: 6 Weeks (30 days) Formula: # of Students x 8 test hours/student ÷ 30 test days ÷ 2 test hrs/device per day	
Hawkins SH C/DAGS	481	64	2
Hawkins SH CHAS	432	58	2
Hawkins SH RISE	394	53	2
Haynes EL	206	27	1
Hazeltine EL	353	47	2
Helen Bernstein High School	531	71	3
Heliotrope EL	393	52	2
Henry MS	681	91	3
Henry MS Computer/Math/Sci	270	36	2
Herrick EL	305	41	2
Hesby Oaks School	412	55	2
Highland Park HS	81	11	1
HighTech LA	308	41	2
Hilda L Solis Learning Academy	216	29	1
Hillside EL	172	23	1
Hobart Blvd EL	479	64	2
Hollenbeck MS	1044	139	4
Hollenbeck MS M/S/T	236	31	1
Hollywood Comm Ad Sch AEWC	74	10	1
Hollywood Per Art Mg	295	39	2
Hollywood Primary Center	41	5	1
Hollywood SH	973	130	4
Holmes EL	195	26	1
Holmes Int Human Mag	417	56	2
Holmes MS	1150	153	5
Hooper Avenue Primary Ctr	0	0	0
Hooper EL	567	76	3
Hoover EL	371	49	2
Hope HS	100	13	1
Hope Street Elem School	286	38	2
Hubbard EL	392	52	2
Hughes EL	400	53	2
Hughes Math/Sci Mag #22	125	17	1
Hum Aca Art & Tech@Torres HS	344	46	2
Huntington Dr EL	291	39	2
Huntington Park CAS AEWC	95	13	1
Huntington Park Elem School	287	38	2
Huntington Pk SH	1652	220	7
Independence Elementary	334	45	2
Independence ES M/S/T	86	11	1
Independence HS	127	17	1
Ingenium Charter Middle School	90	12	1
Irving MS Math/Mus/Eng Magnet	616	82	3

School Name	TOTAL TESTED POPULATION # (Grades 3-8, 11; and 9-10 for interim assessments)	# of DEVICES NEEDED FIELD TEST - BOTH SUBJECT AREAS, SIX WEEK WINDOW	ESTIMATED # CARTS NEEDED (35 DEVICES PER CART)
		Device Usage: 2 test hrs/device per day Total # of Subjects Tested: 2 (ELA and Math) Total Test Hours per Student: 8 hrs Test Period: 6 Weeks (30 days) Formula: # of Students x 8 test hours/student ÷ 30 test days ÷ 2 test hrs/device per day	
Ivanhoe EL	221	29	1
Ivy Academia	0	0	0
J Miller Career/Transition	247	33	1
Jack London Comm Day School	62	8	1
Jaime Escalante Elem School	344	46	2
Jefferson SH	934	125	4
John H Liechty MS	1182	158	5
John R Wooden High School	156	21	1
John W Mack Elem School	204	27	1
Johnson CDS	73	10	1
Jordan SH	510	68	2
Judith F Baca Arts Academy	345	46	2
Julie Korenstein EL	281	37	2
Justice EL	202	27	1
Kennedy EL	242	32	1
Kennedy HS Arc/Digital Arts	277	37	2
Kennedy SH	1484	198	6
Kenter Canyon EL	270	36	2
Kester EL	298	40	2
Kester G/HA Mag	184	25	1
King Jr EL	239	32	1
King MS Env Studies Mag	460	61	2
King MS Film & Media Magnet	709	95	3
King MS G/HG/HI Achieving	501	67	2
Kingsley Elementary School	269	36	2
KIPP Empower Academy	99	13	1
KIPP Illuminar Academy	0	0	0
Kittridge EL	369	49	2
Knollwood EL	200	27	1
LA High Sch of the Arts@RFK	333	44	2
LA Math/Sci Mag	244	33	1
La Salle EL	224	30	1
LA School of Global Studies	278	37	2
LA Teacher Prep Academy	199	27	1
LACES Mag	1445	193	6
Lafayette Park Primary Ctr	0	0	0
Lake Street Primary School	16	2	1
Lanai EL	253	34	1
Lane EL	222	30	1
Langdon EL	293	39	2
Lankershim EL	221	29	1
Lanterman HS	203	27	1
Larchmont Charter School	521	69	2

School Name	TOTAL TESTED POPULATION # (Grades 3-8, 11; and 9-10 for interim assessments)	# of DEVICES NEEDED FIELD TEST - BOTH SUBJECT AREAS, SIX WEEK WINDOW	ESTIMATED # CARTS NEEDED (35 DEVICES PER CART)
		Device Usage: 2 test hrs/device per day Total # of Subjects Tested: 2 (ELA and Math) Total Test Hours per Student: 8 hrs Test Period: 6 Weeks (30 days) Formula: # of Students x 8 test hours/student ÷ 30 test days ÷ 2 test hrs/device per day	
Lassen	271	36	2
Latona EL	140	19	1
Laurel EL	260	35	1
LAUSD/USC Mth/Sc Mag	252	34	1
Lawrence MS	1103	147	5
Lawrence MS G/HG/HI Ablty	378	50	2
Le Conte Int Hum Mag	228	30	1
Le Conte MS	661	88	3
Lee Medical Health Science Magnet El Sch	209	28	1
Legacy SH International Studies LC	776	103	3
Legacy SH Sci Tech Engineering Arts Math	352	47	2
Legacy SH Visual and Performing Arts	306	41	2
Leichman Sp Ed Ctr	200	27	1
Leland EL	323	43	2
Lemay EL	195	26	1
Lewis HS	110	15	1
Lexington Avenue PC	0	0	0
Liberty EL	296	39	2
Liggett EL	378	50	2
Lillian EL	334	45	2
Limerick EL	413	55	2
Lincoln HS Math/Science	172	23	1
Lincoln SH	852	114	4
Lincoln SH LEMA	214	29	1
Lockhurst EL	169	23	1
Lockwood EL	366	49	2
Logan EL	344	46	2
Lokrantz Sp Ed Ctr	109	15	1
Loma Vista EL	439	59	2
Lomita Math/Sci Mag	565	75	3
London HS	119	16	1
Lorena EL	338	45	2
Loreto EL	192	26	1
Lorne EL	56	7	1
Lorne Math/Sci Mag	311	41	2
Los Angeles Academy MS	1639	219	7
Los Angeles SH	1052	140	5
Los Angeles Tech Center AEWC	99	13	1
Lou Dantzler Prep EL	150	20	1
Lowman Sp Ed Ctr	145	19	1
Loyola Per Arts Mag	159	21	1
Lucille Roybal Allard ES	322	43	2

School Name	TOTAL TESTED POPULATION # (Grades 3-8, 11; and 9-10 for interim assessments)	# of DEVICES NEEDED FIELD TEST - BOTH SUBJECT AREAS, SIX WEEK WINDOW	ESTIMATED # CARTS NEEDED (35 DEVICES PER CART)
		Device Usage: 2 test hrs/device per day Total # of Subjects Tested: 2 (ELA and Math) Total Test Hours per Student: 8 hrs Test Period: 6 Weeks (30 days) Formula: # of Students x 8 test hours/student ÷ 30 test days ÷ 2 test hrs/device per day	
Lull Sp Ed Ctr	118	16	1
MacArthur Park ES Visual&PA	196	26	1
Maclay MS	875	117	4
Madison Elementary School	310	41	2
Madison M/Sc/Med Mag	311	41	2
Madison MS	1370	183	6
Magnolia EL	564	75	3
Magnolia Science Academy 2	416	55	2
Magnolia Science Academy 3	419	56	2
Magnolia Science Academy 4	187	25	1
Magnolia Science Academy 5	236	31	1
Magnolia Science Academy 8 (Bell) (PSC)	492	66	2
Main St EL	398	53	2
Malabar EL	433	58	2
Manual Arts SH	957	128	4
Manual Arts HS Cllge Prp Mg	210	28	1
Maple Primary Center	19	3	1
Mar Vista EL	318	42	2
Marianna EL	236	31	1
Marina Del Rey MS	420	56	2
Marina Del Rey MS Prf Arts	298	40	2
Mariposa NABI Primary Ctr	9	1	1
Mark Twain MS	426	57	2
Mark Twain World Lang Mag	268	36	2
Markham Hlth Car Mag	170	23	1
Markham Int	977	130	4
Marlton School	222	30	1
Marquez EL	303	40	2
Marquez SH HPIAM	501	67	2
Marquez SH Libra	442	59	2
Marquez SH Soc Jus	455	61	2
Marshall HS G/HG/HI Ablty	355	47	2
Marshall SH	1648	220	7
Martha Escutia PC	0	0	0
Marvin Dual Lang Mag	140	19	1
Marvin EL	324	43	2
Math and Science College Preparatory	101	13	1
Maurice Sendak ES	269	36	2
Maxine Watrs Emp Prep Ctr AEWCC	51	7	1
Mayall EL	222	30	1
Mayberry EL	186	25	1
Maywood Academy High School	1064	142	5
Maywood Elementary School	238	32	1

School Name	TOTAL TESTED POPULATION # (Grades 3-8, 11; and 9-10 for interim assessments)	# of DEVICES NEEDED FIELD TEST - BOTH SUBJECT AREAS, SIX WEEK WINDOW	ESTIMATED # CARTS NEEDED (35 DEVICES PER CART)
		Device Usage: 2 test hrs/device per day Total # of Subjects Tested: 2 (ELA and Math) Total Test Hours per Student: 8 hrs Test Period: 6 Weeks (30 days) Formula: # of Students x 8 test hours/student ÷ 30 test days ÷ 2 test hrs/device per day	
Mc/Alister HS Cyesis	184	25	1
McBride Sp Ed Ctr	76	10	1
McKinley EL	416	55	2
Melrose EL M/S/T	193	26	1
Melvin EL	253	34	1
Mendez SH	530	71	3
Menlo EL	317	42	2
Metropolitan HS	163	22	1
Metropolitan Skills Ctr AEWC	84	11	1
Meyler Ave	381	51	2
Micheltorena EL	131	17	1
Mid City's PS Enriched Sci	166	22	1
Middleton EL	788	105	4
Middleton Primary Center	0	0	0
Miguel Contreras Lrng Complex	411	55	2
Miles EL	446	59	2
Miles Math/Sci Bil Mag	139	19	1
Miller EL	461	61	2
Millikan MS	1676	223	7
Millikan Per Art Mag	400	53	2
Miramonte EL	536	71	3
Mission HS	87	12	1
Moneta HS	82	11	1
Monlux EL	225	30	1
Monlux Math/Sci Mag	197	26	1
Monroe Law/Gov Mag	205	27	1
Monroe Police Academy Mag	127	17	1
Monroe SH	1703	227	7
Monsenor Oscar Romero	338	45	2
Montague Charter Academy	531	71	3
Montara Ave EL	316	42	2
Montara Ave EL M/S/T	144	19	1
Monte Vista EL	383	51	2
Monterey HS	62	8	1
Morningside EL	374	50	2
Mountain View EL	178	24	1
Mt Gleason MS	770	103	3
Mt Gleason MS Gftd/Hi Abilty	246	33	1
Mt Lukens HS	93	12	1
Mt Washington EL	185	25	1
Mulholland MS	960	128	4
Mulholland MS Police Acad	343	46	2
Multnomah EL	133	18	1

School Name	TOTAL TESTED POPULATION # (Grades 3-8, 11; and 9-10 for interim assessments)	# of DEVICES NEEDED FIELD TEST - BOTH SUBJECT AREAS, SIX WEEK WINDOW	ESTIMATED # CARTS NEEDED (35 DEVICES PER CART)
		Device Usage: 2 test hrs/device per day Total # of Subjects Tested: 2 (ELA and Math) Total Test Hours per Student: 8 hrs Test Period: 6 Weeks (30 days) Formula: # of Students x 8 test hours/student ÷ 30 test days ÷ 2 test hrs/device per day	
Multnomah Env Sc Mag	78	10	1
Multnomah HG Mag	67	9	1
N Hllywd Hg Mag	231	31	1
N Hollywood SH	1803	240	7
N.E.W. Academy Canoga Park	239	32	1
Napa EL	260	35	1
Narbonne HS Humnties&Artsof LA	293	39	2
Narbonne Math/Sc Mag	345	46	2
Narbonne SH	2175	290	9
Nava LA Sch Arts&Cultr	505	67	2
Nava LA Sch of Bus & Tech	503	67	2
Nestle EL	256	34	1
Nevin EL	307	41	2
New Heights (2nd Site)	251	33	1
New Millennium Secondary School	193	26	1
New Open World Acad (K 12)	809	108	4
Newcastle ES	204	27	1
Newmark HS	162	22	1
NHHS/LA Zoo Bio Mag	208	28	1
Nightingale MS	826	110	4
Nobel Math/Sci Mag	903	120	4
Nobel MS	1659	221	7
Noble EL	431	57	2
Normandie EL	445	59	2
Normont EL	230	31	1
North Valley Occup Ctr AEWC	64	9	1
Northridge Academy HS	928	124	4
Northridge MS	832	111	4
Norwood EL	363	48	2
O Melveny EL	291	39	2
Obama Elementary School	318	42	2
Ocean Charter School (2nd site)	203	27	1
Odyssey HS	109	15	1
Olive Vista MS	1211	161	5
Olympic Primary Center	10	1	1
Open Charter School	222	30	1
Orchard Academies #2B	462	62	2
Orchard Academies #2C	458	61	2
Orthopaedic Hosp Med Mag HS	687	92	3
Osceola EL	184	25	1
Our Community School	305	41	2
Overland EL	236	31	1
Owensmouth HS	128	17	1

School Name	TOTAL TESTED POPULATION # (Grades 3-8, 11; and 9-10 for interim assessments)	# of DEVICES NEEDED FIELD TEST - BOTH SUBJECT AREAS, SIX WEEK WINDOW	ESTIMATED # CARTS NEEDED (35 DEVICES PER CART)
		Device Usage: 2 test hrs/device per day Total # of Subjects Tested: 2 (ELA and Math) Total Test Hours per Student: 8 hrs Test Period: 6 Weeks (30 days) Formula: # of Students x 8 test hours/student ÷ 30 test days ÷ 2 test hrs/device per day	
Oxnard EL	231	31	1
Pacific Boulevard School	386	51	2
Pacific Palisades EL	265	35	2
Pacoima Charter School	644	86	3
Pacoima Comp/Mth Mag	154	21	1
Pacoima MS	1106	147	5
Pacoima Skills Ctr AEWC	47	6	1
Pacoima Tv/Th/FA Mag	240	32	1
Palisades Charter HS	2324	310	9
Palms EL	232	31	1
Panorama City Elementary	247	33	1
Panorama High School	1313	175	6
Para Los Ninos E. Thurman Gratts Primary Center (PSC)	6	1	1
Para Los Niños MS Charter	171	23	1
Park Ave EL	327	44	2
Park Western EL	196	26	1
Parmelee EL	520	69	2
Parthenia EL	296	39	2
Paseo Del Rey Nat Sc Mg	286	38	2
Patton HS	66	9	1
Perez Sp Ed Ctr	320	43	2
Phoenix HS	88	12	1
Pio Pico MS	635	85	3
Plainview Academic Chtr Aca	181	24	1
Plasencia EL	269	36	2
Plasencia Mat/Sc Mag	108	14	1
Playa Del Rey EL	107	14	1
Playa Vista Elementary Sch	98	13	1
Plummer EL	557	74	3
Point Fermin ES Marine Sci Mag	128	17	1
Police Orient & Prep Prog	0	0	0
Politi EL	369	49	2
Poly Math/Sci Mag	287	38	2
Polytechnic SH	2000	267	8
Pomelo Community Chrtr Sch	350	47	2
Porter G/HA Mag	562	75	3
Porter MS	1110	148	5
Porter Ranch Comm School	553	74	3
Portola HG Mag	242	32	1
Portola MS	1578	210	7
President EL	263	35	2
Prmry Acdmy For Success Sc	0	0	0

School Name	TOTAL TESTED POPULATION # (Grades 3-8, 11; and 9-10 for interim assessments)	# of DEVICES NEEDED FIELD TEST - BOTH SUBJECT AREAS, SIX WEEK WINDOW	ESTIMATED # CARTS NEEDED (35 DEVICES PER CART)
		Device Usage: 2 test hrs/device per day Total # of Subjects Tested: 2 (ELA and Math) Total Test Hours per Student: 8 hrs Test Period: 6 Weeks (30 days) Formula: # of Students x 8 test hours/student ÷ 30 test days ÷ 2 test hrs/device per day	
PUC Early College Academy for Leaders & Scholars (eCALS) (PSC)	345	46	2
PUC Triumph Academy	347	46	2
PUC Triumph Charter High School	217	29	1
Pueblo De LA HS	93	12	1
Purche ES Science/Tech	76	10	1
Queen Anne EL	165	22	1
Quincy Jones Elementary Sch	177	24	1
Ramon C Cortines Sch of VPA	1362	182	6
Ramona EL	432	58	2
Ramona HS	75	10	1
Ranchito EL	232	31	1
Raymond Ave	241	32	1
Reed MS	1705	227	7
Reseda CAS AEWC	62	8	1
Reseda EL	209	28	1
Reseda Env/Phy Sc Mag	258	34	1
Reseda HS Law/Public Svc	105	14	1
Reseda HS Police Academy	139	19	1
Reseda SH	875	117	4
Richard A. Alonzo CDS	174	23	1
Richard Riordan Primary Ctr	7	1	1
Richland EL	111	15	1
Ride Elementary School:A SMaRT Academy	244	33	1
Riley HS Cysis	157	21	1
Rio Vista EL	195	26	1
Ritter EL	163	22	1
Rockdale EL	156	21	1
Rodia HS	95	13	1
Rogers HS	230	31	1
Roosevelt CAS AEWC	75	10	1
Roosevelt SH Environmental&Social Policy	181	24	1
Roosevelt SH Math/Science Magnet	307	41	2
Rosa Parks Learning Center	362	48	2
Roscoe EL	375	50	2
Roscomare EL	209	28	1
Rosewood EL	148	20	1
Rowan EL	615	82	3
Roy Romer Middle School	1211	161	5
Russell EL	404	54	2
Russell G/HA Mag	105	14	1
S Shores Per Arts Mag	288	38	2

School Name	TOTAL TESTED POPULATION # (Grades 3-8, 11; and 9-10 for interim assessments)	# of DEVICES NEEDED FIELD TEST - BOTH SUBJECT AREAS, SIX WEEK WINDOW	ESTIMATED # CARTS NEEDED (35 DEVICES PER CART)
		Device Usage: 2 test hrs/device per day Total # of Subjects Tested: 2 (ELA and Math) Total Test Hours per Student: 8 hrs Test Period: 6 Weeks (30 days) Formula: # of Students x 8 test hours/student ÷ 30 test days ÷ 2 test hrs/device per day	
Sal Castro Middle School	475	63	2
Salvin Sp Ed Ctr	218	29	1
San Antonio EL	281	37	2
San Antonio HS	107	14	1
San Antonio M/Sc Mag	79	11	1
San Fernando EL	334	45	2
San Fernando M/Sc Mag	304	41	2
San Fernando MS	848	113	4
San Fernando SH	1626	217	7
San Gabriel EL	334	45	2
San Jose HG Mag	87	12	1
San Jose St	298	40	2
San Miguel EL	404	54	2
San Pedro CAS AEWCC	84	11	1
San Pedro EL	333	44	2
San Pedro HS Police Acadmy	94	13	1
San Pedro Mar/M/S Mg	300	40	2
San Pedro SH	1900	253	8
Santa Monica Blvd. Community	511	68	2
Santee Education Complex	1459	195	6
Saticoy EL	302	40	2
Saturn EL	227	30	1
School of Social Justice	423	56	2
Sch Visual Arts & Hum@RfK	372	50	2
Science Academy@Millikan MS	123	16	1
Secondary CDS	194	26	1
SEHS Tech & Media Magnet	332	44	2
Selma EL	111	15	1
Sepulveda G/HA Mag	413	55	2
Sepulveda MS	1216	162	5
Serrania EL	321	43	2
SF Inst of Applied Media	410	55	2
Sharp EL	388	52	2
Shenandoah EL	214	29	1
Sheridan St	572	76	3
Sherman Oaks CES Mag	1845	246	8
Shirley EL	299	40	2
Short EL	192	26	1
Sierra Park EL	302	40	2
Sierra Vista	121	16	1
Sn Miguel Mat/Sc Mag	160	21	1
So Gate Math Science Magnet	367	49	2
Soc Jus Ldshp Ac@Torres HS	369	49	2

School Name	TOTAL TESTED POPULATION # (Grades 3-8, 11; and 9-10 for interim assessments)	# of DEVICES NEEDED FIELD TEST - BOTH SUBJECT AREAS, SIX WEEK WINDOW	ESTIMATED # CARTS NEEDED (35 DEVICES PER CART)
		Device Usage: 2 test hrs/device per day Total # of Subjects Tested: 2 (ELA and Math) Total Test Hours per Student: 8 hrs Test Period: 6 Weeks (30 days) Formula: # of Students x 8 test hours/student ÷ 30 test days ÷ 2 test hrs/device per day	
Solano EL	143	19	1
Soto EL	137	18	1
South East High School	1502	200	6
South Gate MS	1961	261	8
South Gate SH	2415	322	10
South Park EL	591	79	3
South Region ES #10	262	35	1
South Region ES #11	310	41	2
Southeast Middle School	1206	161	5
Stagg EL	220	29	1
Stanford EL	341	45	2
Stanford Primary Center	0	0	0
Stanley Mosk Elem School	243	32	1
State EL	331	44	2
Stella Middle Charter Academy	563	75	3
Sterry EL	152	20	1
Stevenson G/HA Mag	113	15	1
Stevenson MS	1676	223	7
Stonehurst EL	168	22	1
Stoner EL	175	23	1
Stoney Point HS	129	17	1
Strathern EL	353	47	2
Studio School	64	9	1
Sun Valley Eng & Tech Magnet	433	58	2
Sun Valley Env Studies Magnet	367	49	2
Sun Valley HS	520	69	2
Sun Valley Sc En & Lead Magnet	250	33	1
Sunland EL	148	20	1
Sunland ES Gifted	169	23	1
Sunny Brae EL	300	40	2
Sunrise EL	272	36	2
Superior EL	305	41	2
Sutter MS	1144	153	5
Sylmar EL	279	37	2
Sylmar Leadership Academy	619	83	3
Sylmar Math/Sci Mag	351	47	2
Sylmar Promise Acad@sylmar	212	28	1
Sylmar SH	1207	161	5
Sylvan Park EL	413	55	2
Synergy Charter Academy	156	21	1
Synergy Kinetic Academy (PSC)	473	63	2
Synergy Quantum Academy (PSC)	532	71	3
Taft Charter High	1939	259	8

School Name	TOTAL TESTED POPULATION # (Grades 3-8, 11; and 9-10 for interim assessments)	# of DEVICES NEEDED FIELD TEST - BOTH SUBJECT AREAS, SIX WEEK WINDOW	ESTIMATED # CARTS NEEDED (35 DEVICES PER CART)
		Device Usage: 2 test hrs/device per day Total # of Subjects Tested: 2 (ELA and Math) Total Test Hours per Student: 8 hrs Test Period: 6 Weeks (30 days) Formula: # of Students x 8 test hours/student ÷ 30 test days ÷ 2 test hrs/device per day	
Taper EL	232	31	1
Taper ES Technology	82	11	1
Tarzana EL	244	33	1
Telfair EL	422	56	2
The Incubator School	50	7	1
Thomas Jefferson AEWC	57	8	1
Thoreau HS	108	14	1
Toland Way EL	204	27	1
Toluca Lake EL	192	26	1
Topanga EL	154	21	1
Topeka Dr EL	243	32	1
Towne EL	184	25	1
Trinity EL	320	43	2
Tulsa EL	275	37	2
Tweedy EL	344	46	2
UCLA Community School	713	95	3
Union EL	503	67	2
University HS Digital Media	383	51	2
University SH	1027	137	4
Utah EL	337	45	2
Valerio EL	464	62	2
Valley Alternative	481	64	2
Valley Charter Middle	186	25	1
Valley Region HS#5 ASE	445	59	2
Valley View EL	113	15	1
Valor Academy Charter High School	92	12	1
Van Deene EL	230	31	1
Van Gogh EL	252	34	2
Van Ness EL	154	21	1
Van Nuys CAS/AEWC	21	3	1
Van Nuys EL	254	34	2
Van Nuys M/Sc MS Mag	196	26	1
Van Nuys M/Sc SH Mag	506	67	2
Van Nuys Medical Mag	204	27	1
Van Nuys MS	1104	147	5
Van Nuys Per Arts Mag	327	44	2
Van Nuys SH	1223	163	5
Vanalden EL	213	28	1
Vaughn Next Century LC	1702	227	7
Vena EL	168	22	1
Vena G/HA Mag	146	19	1
Venice For Lang Mag	408	54	2
Venice SH	1116	149	5

School Name	TOTAL TESTED POPULATION # (Grades 3-8, 11; and 9-10 for interim assessments)	# of DEVICES NEEDED FIELD TEST - BOTH SUBJECT AREAS, SIX WEEK WINDOW	ESTIMATED # CARTS NEEDED (35 DEVICES PER CART)
		Device Usage: 2 test hrs/device per day Total # of Subjects Tested: 2 (ELA and Math) Total Test Hours per Student: 8 hrs Test Period: 6 Weeks (30 days) Formula: # of Students x 8 test hours/student ÷ 30 test days ÷ 2 test hrs/device per day	
Venice SH STEMM Magnet	259	35	1
Venice Skills Ctr AEWC	79	11	1
Verdugo Hills HS Multimedia	309	41	2
Verdugo Hills SH	845	113	4
Verdugo Hills SH VAPA Magnet	84	11	1
Vermont EL	344	46	2
Vernon City EL	155	21	1
Victoria EL	255	34	2
Victory EL	331	44	2
View Park Contn HS	77	10	1
View Pk Prep. Accelerated MS	361	48	2
Vine EL	326	43	2
Vinedale EL	119	16	1
Vintage Math/Sci Mag	494	66	2
Virgil MS	969	129	4
Virginia EL	216	29	1
Vista Del Valle DL Academy	215	29	1
Vista Middle School	1371	183	6
Walgrove EL	181	24	1
Wallis Annenberg HS	406	54	2
Walnut Park MS SJ/SL	502	67	2
Walnut Park MS STEM	522	70	2
Walnut Park School	442	59	2
Warner EL	289	39	2
Washington HS Music Acad	243	32	1
Washington M/Sc Mag	259	35	1
Washington Prep SH	609	81	3
Washington Primary Center	0	0	0
Watts Learning Center Charter MS	349	47	2
Weemes EL	411	55	2
Weigand EL	187	25	1
Welby Way Elem Charter Sch	192	26	1
Welby Way G/HA Mag	300	40	2
West Adams Preparatory HS	1404	187	6
West Athens EL	362	48	2
West Hollywood EL	196	26	1
West Valley Occ Ctr AEWC	132	18	1
West Vernon EL	350	47	2
Westchester CAS AEWC	65	9	1
Westminster Comp Sc Mg	118	16	1
Westminster EL	59	8	1
Westside Innovative School House (WISH)	135	18	1
Westside Leadership Magnet	327	44	2

School Name	TOTAL TESTED POPULATION # (Grades 3-8, 11; and 9-10 for interim assessments)	# of DEVICES NEEDED FIELD TEST - BOTH SUBJECT AREAS, SIX WEEK WINDOW	ESTIMATED # CARTS NEEDED (35 DEVICES PER CART)
		Device Usage: 2 test hrs/device per day Total # of Subjects Tested: 2 (ELA and Math) Total Test Hours per Student: 8 hrs Test Period: 6 Weeks (30 days) Formula: # of Students x 8 test hours/student ÷ 30 test days ÷ 2 test hrs/device per day	
Westwood EL	399	53	2
White MS	1701	227	7
White Point EL	240	32	1
Whitman HS	73	10	1
Widney HS	199	27	1
Wilbur EL	311	41	2
Willenberg Sp Ed Ctr	203	27	1
William J Clinton MS	892	119	4
William J Johnston CDS	165	22	1
William R Anton ES	500	67	2
Willow Elementary School	258	34	1
Wilmington MS	1452	194	6
Wilmington Pk EL	434	58	2
Wilshire Crest EL	107	14	1
Wilshire Park Elem School	282	38	2
Wilson Adm/Law Mag	166	22	1
Wilson Police Academy Mag	102	14	1
Wilson SH	1125	150	5
Wilton PI EL	442	59	2
Winnetka EL	203	27	1
Wisdom Elementary School	498	66	2
Wonderland EL	141	19	1
Wonderland G/HA Mag	184	25	1
Woodlake EL	236	31	1
Woodland Hills Academy	1150	153	5
Woodland Hills EL	337	45	2
Woodlawn EL	430	57	2
Yorkdale EL	190	25	1
Young HS	39	5	1
Young Oak Kim Academy	835	111	4
Youth Oppor Unltd Alt HS	295	39	2
	423,852	50,994	1928
Total Devices in carts of 35		.	67,500

ITI Phase 3: Schools to Receive Testing Devices

Location Code	School Name	ESC	BD	Config.	Additional Carts Needed	Preferred Device
5877	135th St EL	S	1	K- 5	2	iPads
7301	24th St EL	XP	1	K- 5	1	iPads
7110	3rd St EL	W	1	K- 5	1	iPads
3808	52nd St EL	XP	1	K- 5	2	iPads
6808	61st St EL	W	1	K- 6	1	iPads
6781	6th Ave EL	W	1	K- 5	2	
5521	95th St EL	W	1	K- 5	2	iPads
2082	Alta Loma EL	W	1	K- 5	1	iPads
2123	Angeles Mesa EL	W	1	K- 5	1	
2192	Arlington Hts EL	W	1	K- 5	1	iPads
7164	Birdielee V Bright EL	W	1	K- 5	2	iPads
7123	Bradley Global Awareness Mag	XP	1	K- 5	1	iPads
2616	Budlong EL	W	1	K- 5	2	Chromebooks
2740	Canfield EL	W	1	K- 5	1	iPads
2939	Carson-Gore Aca of Env Stds	W	1	K- 5	1	iPads
2849	Carthay Center EL	W	1	K- 6	1	iPads
2877	Castle Hts EL	W	1	K- 5	1	iPads
2945	Century Pk EL	W	1	K- 5	1	iPads
5562	Charles W Barrett EL	S	1	K- 5	1	Chromebooks
3002	Charnock Road EL	W	1	K- 6	1	
3068	Cienega EL	W	1	K- 5	1	iPads
3123	Clover EL	W	1	K- 5	1	iPads
3288	Crescent Hts ES L/A/S/J Mag	W	1	K- 5	1	iPads
5111	Dr T Alexander Jr Sci CS	W	1	K- 5	1	iPads
5113	John W Mack Elem School	W	1	K- 5	1	iPads
6534	King Jr EL	XP	1	K- 5	1	iPads
4786	La Salle EL	XP	1	K- 5	1	iPads
8745	LAUSD/USC Mth/Sc Mag	W	1	9-12	2	iPads
5178	Marvin EL	W	1	K- 5	1	
5247	Menlo EL	W	1	K- 5	1	
5321	Miller EL	S	1	K- 6	1	iPads
5630	Normandie EL	W	1	K- 5	2	iPads
5904	Overland EL	W	1	K- 5	1	Chromebooks
5986	Palms EL	W	1	K- 5	1	iPads
6158	Purche EL	S	1	K- 5	1	iPads
6219	Raymond Ave	W	1	K- 5	1	iPads
6671	Shenandoah EL	W	1	K- 5	1	Chromebooks
2311	South Region ES #10	W	1	K- 5	1	iPads
2312	South Region ES #11	W	1	K- 6	1	iPads
7575	Virginia EL	W	1	K- 5	1	iPads
7151	Weemes EL	W	1	K- 5	2	Chromebooks
7644	West Athens EL	W	1	K- 5	2	
3836	1st EL	E	2	K- 6	2	iPads
7274	20th St EL	E	2	K- 5	1	
7288	28th St EL	E	2	K- 5	2	Chromebooks
6575	2nd St EL	E	2	K- 6	1	iPads
3973	4th St EL	E	2	K- 5	2	Chromebooks
5505	9th Street EL	E	2	K- 5	1	iPads

Location Code	School Name	ESC	BD	Config.	Additional Carts Needed	Preferred Device
2041	Alexandria EL	E	2	K- 5	1	iPads
2369	Ambassador Sc for Global Ed	XP	2	K- 5	1	iPads
2397	Belvedere EL	E	2	K- 5	2	Chromebooks
8754	Bravo Medical Mag	E	2	9-12	1	Chromebooks
2493	Breed EL	E	2	K- 6	1	iPads
2699	Cahuenga EL	E	2	K- 5	1	Chromebooks
2863	Castelar EL	E	2	K- 5	1	iPads
7640	Cesar Chavez Elem School	E	2	K- 6	1	iPads
2701	Charles H Kim ES	E	2	K- 5	1	iPads
2542	Charles White Elem School	E	2	1- 5	1	
3315	Christopher Dena EL	E	2	K- 6	1	iPads
8801	City of Angels School	XS	2	K-12	2	iPads
3192	Commonwealth EL	E	2	K- 5	1	iPads
2944	Dolores Huerta Elem School	XP	2	K- 5	1	iPads
3521	Eastman EL	E	2	K- 5	1	iPads
2383	Esperanza EL School	E	2	K- 5	2	iPads
3671	Euclid EL	E	2	K- 5	1	iPads
3699	Evergreen EL	E	2	K- 6	1	
3740	Farmdale EL	E	2	K- 5	1	iPads
2386	Frank Del Olmo Elem School	E	2	K- 5	3	Chromebooks
8679	Garfield SH	E	2	9-12	2	iPads
4096	Gates EL	E	2	K- 5	2	
2385	Gratts LA for YS	XP	2	2- 6	2	iPads
6274	Hamasaki EL	E	2	K- 6	1	iPads
4438	Harrison EL	E	2	K- 6	1	iPads
2042	Harvard Elementary School	W	2	K- 5	1	
4548	Hobart Blvd EL	E	2	K- 5	2	iPads
4589	Hoover EL	E	2	K- 5	2	iPads
4616	Humphreys EL	E	2	K- 5	1	iPads
4630	Huntington Dr EL	E	2	K- 6	1	iPads
2307	Lee Medical Health Science Magnet El Sch	E	2	K- 5	1	iPads
4945	Lorena EL	E	2	K- 5	1	iPads
4982	Los Angeles EL	E	2	K- 5	2	
5055	Magnolia EL	E	2	K- 6	2	
5082	Malabar EL	E	2	K- 6	2	Chromebooks
5137	Marianna EL	E	2	K- 6	1	iPads
5438	Murchison EL	E	2	K- 6	1	iPads
5699	Norwood EL	E	2	K- 5	1	
3247	Plasencia EL	E	2	K- 5	1	iPads
2384	Politi EL	E	2	K- 5	2	iPads
8516	Ramon C Cortines Sch of VPA	XP	2	9-12	1	Chromebooks
6370	Rosemont EL	E	2	1- 5	1	iPads
6425	Rowan EL	E	2	K- 5	2	iPads
8716	Santee Education Complex	XP	2	9-12	1	
6685	Sheridan St	E	2	K- 6	2	iPads
6753	Sierra Park EL	E	2	K- 6	1	Chromebooks
6988	Sunrise EL	XP	2	K- 6	1	iPads
7219	Trinity EL	E	2	2- 5	1	Chromebooks
7356	Union EL	E	2	K- 5	3	

Location Code	School Name	ESC	BD	Config.	Additional Carts Needed	Preferred Device
8748	West Adams Preparatory HS	XP	2	9-12	1	Chromebooks
4356	William R Anton ES	E	2	K- 6	2	Chromebooks
2619	Wilshire Park Elem School	W	2	K- 5	1	iPads
7808	Wilton PI EL	W	2	K- 5	2	Chromebooks
2117	Andasol EL	N	3	K- 5	1	Chromebooks
2323	Bassett EL	N	3	K- 5	2	iPads
2335	Beckford Chtr Enrichd Studs	N	3	K- 5	1	iPads
8557	Birmingham Community Charter HS	XR	3	9-12	3	
2470	Blythe EL	N	3	K- 5	1	iPads
2630	Burbank EL	N	3	K- 5	1	iPads
2706	Calahan Community Charter	N	3	K- 5	1	iPads
2802	Capistrano EL	N	3	K- 5	1	iPads
2822	Carpenter Community Center	N	3	K- 5	2	iPads
2881	Castlebay Ln EL	N	3	K- 5	2	iPads
2959	Chandler Learning Academy	N	3	K- 5	1	iPads
3027	Chatsworth Park Elementary	N	3	K- 5	1	Chromebooks
8593	Cleveland Human Mag	N	3	9-12	1	iPads
3151	Coldwater Cyn EL	N	3	K- 5	2	iPads
3164	Colfax EL	N	3	K- 5	1	iPads
3335	Danube EL	N	3	K- 5	1	iPads
3340	Darby Avenue Charter	N	3	K- 5	1	iPads
3377	Dearborn EL	N	3	K- 5	1	iPads
3438	Dixie Canyon EL	N	3	K- 5	1	Chromebooks
8617	El Camino Real Charter HS	XR	3	9-12	2	
3545	El Oro EL	N	3	K- 5	2	Chromebooks
2680	Elementary CDS	XS	3	K- 6	1	
3630	Erwin EL	N	3	K- 5	1	iPads
4117	Germain EL	N	3	K- 5	1	Chromebooks
4233	Granada Community Charter	N	3	K- 5	1	iPads
8681	Granada Hills Charter HS	XR	3	9-12	3	
8683	Grant HS	N	3	9-12	1	iPads
4349	Hamlin EL	N	3	K- 5	1	iPads
4445	Hart St EL	N	3	K- 5	2	iPads
4453	Haskell Math/Sci Mag	N	3	1- 5	1	iPads
4473	Haynes EL	N	3	K- 5	1	Chromebooks
4692	Justice EL	N	3	K- 5	1	iPads
8725	Kennedy SH	N	3	9-12	1	iPads
4726	Kester EL	N	3	K- 5	1	iPads
4760	Kittridge EL	N	3	K- 5	2	iPads
4762	Knollwood EL	N	3	K- 5	1	iPads
4781	Lankershim EL	N	3	K- 5	1	Chromebooks
4849	Lemay EL	N	3	K- 5	1	iPads
4881	Limerick EL	N	3	K- 5	2	iPads
4887	Lockhurst EL	N	3	K- 5	1	Chromebooks
5198	Mayall EL	N	3	K- 5	1	iPads
5233	Melvin EL	N	3	K- 5	1	iPads
5342	Monlux EL	N	3	K- 5	1	Chromebooks
5343	Monlux Math/Sci Mag	N	3	3- 5	1	iPads
8786	N Hollywood SH	N	3	9-12	1	Chromebooks

Location Code	School Name	ESC	BD	Config.	Additional Carts Needed	Preferred Device
5477	N.E.W. Academy Canoga Park	XR	3	K- 5	1	
5446	Napa EL	N	3	K- 5	1	Chromebooks
6027	Parthenia EL	N	3	K- 5	1	iPads
6140	Pomelo Community Chrtr Sch	N	3	K- 5	1	Chromebooks
6233	Reseda EL	N	3	K- 5	1	iPads
6288	Rio Vista EL	N	3	K- 5	1	iPads
6315	Riverside Drive Charter Sch	N	3	K- 5	1	iPads
6699	Sherman Oaks Elem Chrtr Sch	N	3	K- 5	2	iPads
6712	Shirley EL	N	3	K- 5	1	Chromebooks
6986	Sunny Brae EL	N	3	K- 5	1	iPads
7201	Topeka Dr EL	N	3	K- 5	1	iPads
7247	Tulsa EL	N	3	K- 5	1	Chromebooks
7422	Van Gogh EL	N	3	K- 5	1	iPads
7411	Vanalden EL	N	3	K- 5	1	iPads
7562	Vintage Math/Sci Mag	N	3	K- 5	2	Chromebooks
7638	Welby Way G/HA Mag	N	3	1- 5	1	Chromebooks
7836	Winnetka EL	N	3	K- 5	1	iPads
7877	Woodlake EL	N	3	K- 5	1	iPads
2507	Brentwood Sci Mag	W	4	K- 5	2	iPads
2704	Calabash Charter Academy	N	4	K- 5	1	iPads
2712	Calvert Charter for Enriched Studies	N	4	K- 5	1	Chromebooks
2795	Canyon EL	W	4	K- 5	1	iPads
2160	Citizens of the World Charter Hollywood	XR	4	K- 3	1	
6342	Coeur D Alene EL	W	4	K- 5	1	iPads
2741	Community Magnet Charter Sc	W	4	K- 5	1	Chromebooks
3616	Encino EL	N	4	K- 5	1	Chromebooks
3726	Fairburn EL	W	4	K- 5	1	iPads
4027	Fullbright EL	N	4	K- 5	1	iPads
4068	Gardner EL	W	4	K- 6	1	iPads
2129	Goethe International CS	XR	4	K- 5	1	
4247	Grand View EL	W	4	K- 5	1	iPads
4397	Hancock Park EL	W	4	K- 5	2	iPads
4764	Lanai EL	N	4	K- 5	1	Chromebooks
5164	Marquez EL	W	4	K- 5	1	iPads
5219	Melrose EL M/S/T	W	4	K- 5	1	iPads
5452	Nestle EL	N	4	K- 5	1	iPads
5889	Open Charter School	W	4	K- 5	1	iPads
5959	Pacific Palisades EL	W	4	K- 5	1	iPads
8798	Palisades Charter HS	XR	4	9-12	3	
6052	Paseo Del Rey Nat Sc Mg	W	4	K- 5	1	iPads
6363	Roscomare EL	W	4	K- 5	1	iPads
6548	Santa Monica Blvd. Community	XR	4	K- 6	2	
6606	Serrania EL	N	4	K- 5	1	Chromebooks
6740	Short EL	W	4	K- 6	1	
7402	Stanley Mosk Elem School	N	4	K- 5	1	iPads
6932	Sterry EL	W	4	K- 5	1	iPads
6952	Stoner EL	W	4	K- 5	1	iPads
8880	Taft Charter High	N	4	9-12	2	iPads

Location Code	School Name	ESC	BD	Config.	Additional Carts Needed	Preferred Device
7041	Tarzana EL	N	4	K- 5	1	iPads
7192	Toluca Lake EL	N	4	K- 5	1	Chromebooks
7534	Vine EL	W	4	K- 6	1	iPads
7603	Walgrove EL	W	4	K- 5	1	iPads
7616	Warner EL	W	4	K- 5	2	iPads
7756	Westside Innovative School House (WISH)	XR	4	K- 5	1	
7740	Westwood EL	W	4	K- 5	2	Chromebooks
7774	Wilbur EL	N	4	K- 5	1	iPads
7850	Wonderland G/HA Mag	W	4	2- 5	1	iPads
7890	Woodland Hills EL	N	4	K- 5	2	Chromebooks
2156	Academia Moderna (2nd Site)	XR	5	K- 5	1	
2027	Aldama EL	E	5	K- 6	1	iPads
2151	Annandale EL	E	5	K- 6	1	iPads
2178	Aragon EL	E	5	K- 5	1	iPads
2219	Ascot EL	E	5	K- 5	2	iPads
2161	Aspire Firestone Academy (PSC)	XR	5	K- 5	1	
2162	Aspire Gateway Academy (PSC)	XR	5	K- 5	1	
2233	Atwater EL	E	5	K- 6	1	iPads
2589	Bryson EL	S	5	K- 5	1	iPads
2603	Buchanan EL	E	5	K- 6	1	iPads
2671	Bushnell Way EL	E	5	K- 6	1	iPads
3096	City Terrace EL	E	5	K- 5	1	iPads
3219	Corona EL	S	5	1- 5	2	iPads
3329	Dahlia Hts EL	E	5	K- 6	1	iPads
3356	Dayton Heights EL	E	5	K- 5	1	Chromebooks
3397	Delevan Drive EL	E	5	K- 6	1	iPads
3479	Dorris Place EL	E	5	K- 6	1	iPads
3507	Eagle Rock EL	E	5	K- 6	2	Chromebooks
3562	El Sereno EL	E	5	K- 6	1	iPads
3849	Fishburn EL	S	5	K- 5	1	iPads
3877	Fletcher Dr EL	E	5	K- 6	1	iPads
3918	Ford Blvd EL	E	5	K- 6	2	iPads
3986	Franklin EL	E	5	K- 5	1	iPads
4082	Garvanza EL	XP	5	K- 6	1	Chromebooks
4123	Glassell Park EL	E	5	K- 6	1	iPads
4164	Glenfeliz Blvd EL	E	5	K- 6	1	iPads
4260	Grant EL	W	5	K- 6	1	iPads
4507	Heliotrope EL	S	5	K- 5	2	iPads
4562	Holmes EL	S	5	K- 6	1	iPads
4575	Hooper EL	E	5	1- 5	2	Chromebooks
6920	Hope Street Elem School	S	5	K- 5	1	iPads
2375	Hughes EL	S	5	K- 6	2	iPads
2391	Huntington Park Elem School	S	5	K- 5	1	
8700	Huntington Pk SH	XP	5	9-12	1	
6880	Independence Elementary	S	5	K- 5	1	iPads
4671	Ivanhoe EL	E	5	K- 5	1	Chromebooks
6873	Jaime Escalante Elem School	S	5	K- 6	1	iPads
4696	Kennedy EL	E	5	K- 6	1	iPads
6179	Kingsley Elementary School	W	5	K- 5	1	iPads

Location Code	School Name	ESC	BD	Config.	Additional Carts Needed	Preferred Device
4767	Lane EL	E	5	K- 6	1	iPads
4863	Liberty EL	S	5	K- 5	1	iPads
4877	Lillian EL	S	5	K- 6	1	iPads
4890	Lockwood EL	E	5	K- 6	2	iPads
4918	Loma Vista EL	S	5	K- 5	2	iPads
4959	Loreto EL	E	5	K- 5	1	iPads
4986	Los Feliz EL	E	5	K- 6	1	iPads
6884	Lucille Roybal-Allard ES	XP	5	K- 6	1	iPads
3210	Madison Elementary School	S	5	K- 5	1	iPads
2381	Maywood Elementary School	S	5	K- 5	1	iPads
5315	Miles EL	S	5	K- 5	1	iPads
6878	Montara Ave EL	S	5	K- 6	1	iPads
5384	Monte Vista EL	E	5	2- 6	2	Chromebooks
5411	Mt Washington EL	E	5	K- 6	1	iPads
5466	Nevin EL	E	5	K- 5	1	Chromebooks
6178	Ramona EL	W	5	K- 6	2	Chromebooks
2308	Ride Elementary School:A SMARt Academy	E	5	K- 5	1	iPads
6329	Rockdale EL	E	5	K- 6	1	iPads
4641	San Antonio EL	S	5	K- 5	1	Chromebooks
6466	San Gabriel EL	S	5	K- 5	1	iPads
6875	San Miguel EL	S	5	K- 5	2	iPads
8881	South East High School	S	5	9-12	1	Chromebooks
6904	Stanford EL	S	5	1- 5	1	iPads
6918	State EL	S	5	K- 5	1	iPads
7178	Toland Way EL	E	5	K- 6	1	
7260	Tweedy EL	S	5	K- 5	1	iPads
7507	Victoria EL	S	5	K- 5	1	iPads
4640	Walnut Park School	S	5	K- 5	2	iPads
2309	Willow Elementary School	S	5	K- 5	1	iPads
7904	Woodlawn EL	S	5	K- 5	2	iPads
7398	Alta California Elem School	N	6	K- 5	2	iPads
2110	AnatoLA EL	N	6	K- 5	1	iPads
7401	Andres & Maria Cardenas ES	N	6	K- 5	1	iPads
2164	Apperson EL	N	6	K- 5	1	iPads
2205	Arminta EL	N	6	K- 5	1	Chromebooks
2329	Beachy EL	N	6	K- 5	1	Chromebooks
3577	Bellingham Elementary School	N	6	K- 5	1	Chromebooks
2438	Bertrand EL	N	6	K- 5	1	iPads
3829	Broadous EL	N	6	K- 5	1	iPads
2658	Burton EL	N	6	K- 5	1	Chromebooks
2726	Camellia EL	N	6	K- 5	2	iPads
2767	Cantara EL	N	6	K- 5	1	iPads
2781	Canterbury EL	N	6	K- 5	2	Chromebooks
3014	Chase EL	N	6	K- 5	1	iPads
3137	Cohasset EL	N	6	K- 5	1	iPads
7432	Columbus Avenue Elementary	N	6	K- 5	1	iPads
3493	Dyer EL	N	6	K- 5	2	Chromebooks
3712	Fair EL	N	6	K- 5	2	iPads
3747	Fenton Avenue Charter School	XR	6	3- 5	3	

Location Code	School Name	ESC	BD	Config.	Additional Carts Needed	Preferred Device
3753	Fernangeles EL	N	6	K- 5	2	iPads
4055	Garden Grove EL	N	6	K- 5	1	iPads
4192	Glenwood EL	N	6	K- 5	1	iPads
4295	Gridley EL	N	6	K- 5	1	iPads
4329	Haddon EL	N	6	K- 5	2	iPads
4431	Harding EL	N	6	K- 5	1	iPads
4493	Hazeltine EL	N	6	K- 5	2	Chromebooks
4515	Herrick EL	N	6	K- 5	1	iPads
4603	Hubbard EL	N	6	K- 5	2	Chromebooks
7399	Julie Korenstein EL	N	6	K- 5	1	iPads
4775	Langdon EL	N	6	K- 5	1	Chromebooks
4790	Lassen	N	6	K- 5	1	Chromebooks
4870	Liggett EL	N	6	K- 5	2	Chromebooks
4974	Lorne Math/Sci Mag	N	6	3- 5	1	iPads
3574	Maurice Sendak ES	N	6	K- 5	1	iPads
5370	Montague Charter Academy	XR	6	K- 5	1	
5397	Morningside EL	N	6	K- 5	1	iPads
5404	Mountain View EL	N	6	K- 5	1	iPads
5479	Newcastle ES	N	6	K- 5	1	iPads
5603	Noble EL	N	6	K- 5	2	iPads
5726	O Melveny EL	N	6	K- 5	1	iPads
2302	Obama Elementary School	N	6	K- 5	1	iPads
5918	Oxnard EL	N	6	K- 5	1	iPads
5973	Pacoima Charter School	XR	6	K- 5	2	
5604	Panorama City Elementary	N	6	K- 5	1	iPads
6123	Plummer EL	N	6	K- 6	2	iPads
6192	Ranchito EL	N	6	K- 5	1	iPads
3576	Rosa Parks Learning Center	N	6	K- 5	1	iPads
6356	Roscoe EL	N	6	K- 5	2	iPads
6452	San Fernando EL	N	6	K- 5	1	iPads
8843	San Fernando SH	XP	6	9-12	1	
6479	San Jose St	N	6	K- 5	1	iPads
6565	Saticoy EL	N	6	K- 5	1	iPads
6665	Sharp EL	N	6	K- 5	2	iPads
6890	Stagg EL	N	6	K- 5	1	iPads
6959	Strathern EL	N	6	K- 5	2	Chromebooks
7014	Sylmar EL	N	6	K- 5	1	iPads
7027	Sylvan Park EL	N	6	K- 5	2	iPads
7068	Telfair EL	N	6	K- 5	2	iPads
7384	Valerio EL	N	6	K- 5	2	Chromebooks
8892	Van Nuys M/Sc SH Mag	N	6	9-12	1	iPads
7521	Victory EL	N	6	K- 5	1	
7400	Vista Del Valle DL Academy	N	6	K- 5	1	iPads
5857	107th St EL	XP	7	K- 5	2	iPads
5836	109th St EL	XP	7	K- 5	1	iPads
5884	112th St EL	S	7	K- 5	1	iPads
5863	116th St EL	S	7	K- 5	1	iPads
5740	118th St EL	S	7	K- 5	1	iPads
5887	122nd St EL	S	7	K- 5	1	Chromebooks

Location Code	School Name	ESC	BD	Config.	Additional Carts Needed	Preferred Device
5808	156th St EL	S	7	K- 6	1	Chromebooks
3767	15th St EL	S	7	K- 5	1	iPads
5753	186th St EL	S	7	K- 5	2	Chromebooks
7329	232nd Pl EL	S	7	K- 5	1	iPads
3932	49th St EL	E	7	K- 5	2	
6822	66th St EL	S	7	K- 6	1	
6795	68th St EL	XP	7	K- 6	2	iPads
6630	75th St EL	S	7	K- 6	2	iPads
6616	7th St EL	S	7	K- 5	1	iPads
5548	92nd St EL	S	7	K- 6	2	iPads
5582	93rd St EL	S	7	K- 6	2	iPads
5575	96th St EL	S	7	K- 6	2	iPads
5534	99th St EL	XP	7	K- 6	2	
8087	Alain Leroy Locke College Preparatory Academy	XR	7	9-12	1	
2096	Amestoy EL	S	7	K- 5	1	iPads
2255	Aspire Inskeep Academy (PSC)	XR	7	K- 6	1	
2253	Aspire Slauson Academy (PSC)	XR	7	K- 6	1	
4685	Aurora Elementary School	E	7	K- 5	1	Chromebooks
2288	Bandini EL	S	7	K- 6	1	Chromebooks
2315	Barton Hill EL	S	7	K- 6	2	Chromebooks
2473	Bonita EL	S	7	K- 5	1	iPads
2527	Broad Ave EL	S	7	K- 5	2	iPads
2685	Cabrillo EL	S	7	K- 5	1	
2836	Carson EL	S	7	K- 5	1	iPads
2890	Catskill EL	S	7	K- 5	1	iPads
2986	Chapman EL	S	7	K- 5	1	iPads
3205	Compton EL	S	7	K- 5	1	iPads
3302	Crestwood St EL	S	7	K- 6	1	Chromebooks
3384	Del Amo EL	S	7	K- 5	1	iPads
3425	Denker EL	S	7	K- 5	2	iPads
3452	Dolores EL	S	7	K- 5	1	iPads
3466	Dominguez EL	S	7	K- 5	1	iPads
2313	Dr L H Moore Mth/Sc/Tch Aca	S	7	K- 6	2	iPads
6869	Dr Owen Lloyd Knox Elem Sch	S	7	K- 6	3	iPads
3640	Eshelman EL	S	7	K- 5	1	iPads
2942	Estrella Elementary School	E	7	K- 5	1	iPads
3822	Figueroa EL	XP	7	1- 5	1	iPads
3890	Florence EL	S	7	K- 6	2	iPads
5849	Florence G Joyner EL Sc	XP	7	K- 5	1	iPads
5781	Flournoy EL	XP	7	K- 5	1	Chromebooks
4014	Fries EL	S	7	K- 5	1	iPads
4041	Gardena EL	S	7	K- 5	1	iPads
2301	George De La Torre Jr. ES	S	7	K- 5	2	iPads
4219	Graham EL	S	7	K- 6	2	Chromebooks
4274	Grape EL	S	7	K- 5	1	iPads
4315	Gulf EL	S	7	K- 5	2	iPads
4342	Halldale EL	S	7	K- 5	1	Chromebooks
4425	Harbor City EL	S	7	K- 5	1	iPads
6014	Harbor M/Sc G/HA Mag	S	7	1- 5	1	iPads

Location Code	School Name	ESC	BD	Config.	Additional Carts Needed	Preferred Device
4466	Hawaiian EL	S	7	K- 5	1	iPads
6886	Judith F Baca Arts Academy	S	7	K- 6	2	iPads
8727	King/Drew Med Mag	S	7	9-12	1	Chromebooks
4836	Leland EL	S	7	K- 6	1	iPads
4932	Lomita Math/Sci Mag	S	7	K- 5	2	iPads
5068	Main St EL	E	7	K- 5	2	iPads
6658	McKinley EL	S	7	K- 6	2	Chromebooks
7342	Meyler Ave	S	7	K- 5	2	Chromebooks
5329	Miramonte EL	S	7	K- 6	1	iPads
5644	Normont EL	S	7	K- 5	1	iPads
6013	Park Western EL	S	7	K- 5	1	iPads
6021	Parmelee EL	S	7	K- 6	2	iPads
6148	President EL	S	7	K- 6	1	iPads
6438	Russell EL	S	7	K- 6	2	iPads
6870	S Shores Per Arts Mag	S	7	K- 5	1	
8850	San Pedro SH	S	7	9-12	1	iPads
6863	South Park EL	S	7	K- 6	2	Chromebooks
7035	Taper EL	S	7	K- 5	1	iPads
7205	Towne EL	S	7	K- 5	1	
7419	Van Deene EL	S	7	K- 6	1	iPads
7634	Weigand EL	XP	7	K- 5	1	iPads
7654	West Vernon EL	E	7	K- 5	2	iPads
7767	White Point EL	S	7	K- 6	1	iPads
7781	Wilmington Pk EL	S	7	K- 5	2	iPads
6872	Wisdom Elementary School	S	7	K- 6	2	Chromebooks

Total: 537

ITI Phase 4: Matching Ed Tech Grants Schools

	Formal School Name	Loc Code	Local District	Board District	Partner -ship?	Grant Amount	School Match
1	107th Street Elementary	5857	S	7	Y	\$25,000	\$12,500
2	107th Street Elementary Math/Science/Technology Magnet	5858	S	7	Y	\$10,000	\$5,000
3	24th Street Elementary	7301	C	1	N	\$20,000	\$20,000
4	28th Street Elementary	7288	C	2	N	\$5,000	\$5,000
5	42nd Street Elementary	3959	W	1	Y	\$10,000	\$5,000
6	49th Street Elementary	3932	C	7	N	\$5,000	\$5,000
7	66th Street Elementary	6822	S	7	N	\$25,000	\$25,000
8	68th Street Elementary	6795	S	7	N	\$20,000	\$20,000
9	6th Avenue Elementary	6781	W	1	Y	\$50,000	\$25,000
10	75th Street Elementary	6630	S	7	N	\$25,000	\$25,000
11	93rd Street Elementary	5582	S	7	N	\$25,000	\$25,000
12	Academy Of Education And Empowerment At Carson Senior High	7657	S	7	N	\$25,000	\$25,000
13	Alexander Fleming Middle School	8127	S	7	N	\$5,000	\$5,000
14	Alexandria Avenue Elementary	2041	C	2	N	\$5,000	\$5,000
15	Alta Loma Elementary	2082	W	1	Y	\$15,000	\$7,500
16	Andrew Carnegie Middle School	8090	S	7	N	\$5,000	\$5,000
17	Angeles Mesa Elementary	2123	W	1	Y	\$29,000	\$14,500
18	Arleta Senior High	8609	NE	6	N	\$10,000	\$10,000
19	Arminta Street Elementary	2205	NE	6	Y	\$10,000	\$5,000
20	Arroyo Seco Museum Science Magnet	4322	C	2	N	\$5,000	\$5,000
21	Augustus F Hawkins SH - Community Health Advocates School	7665	W	1	Y	\$39,000	\$19,500
22	Augustus F Hawkins Sh - Critical Design And Gaming School	8713	W	1	Y	\$55,400	\$27,700
23	Augustus F Hawkins SH - Responsible Indigenous Soc Entrprenr	7666	W	1	Y	\$44,600	\$22,300
24	Balboa Elementary Gifted/Highly Gifted/High Ability Magnet	2269	NW	3	Y	\$5,000	\$2,500
25	Barton Hill Elementary	2315	S	7	Y	\$25,000	\$12,500
26	Bassett Street Elementary	2323	NW	3	Y	\$25,000	\$12,500
27	Beckford Charter For Enriched Studies	2335	NW	3	N	\$25,000	\$25,000
28	Belvedere Middle School	8047	E	2	Y	\$9,027	\$4,514
29	Benjamin Franklin Senior High	8643	C	5	Y	\$40,000	\$20,000
30	Berendo Middle School	8057	C	2	N	\$5,000	\$5,000
31	Betty Plasencia Elementary	3247	C	2	N	\$5,000	\$5,000
32	Birdielee V Bright Elementary	7164	W	1	Y	\$25,000	\$12,500
33	Brainard Elementary	2486	NE	6	N	\$10,000	\$10,000
34	Broad Avenue Elementary	2527	S	7	Y	\$20,000	\$10,000
35	Burbank Boulevard Elementary	2630	NE	3	N	\$35,000	\$35,000
36	Burton Street Elementary	2658	NE	6	N	\$35,000	\$35,000
37	Carlos Santana Arts Academy	7404	NW	6	Y	\$39,000	\$19,500
38	Carpenter Community Charter	2822	NE	3	Y	\$10,000	\$5,000
39	Carson Senior High	8575	S	7	N	\$40,000	\$40,000
40	Carson Street Elementary	2836	S	7	Y	\$25,000	\$12,500
41	Carson-Gore Academy Of Environmental Studies	2939	W	1	Y	\$65,000	\$32,500
42	Castelar Street Elementary	2863	C	2	N	\$5,000	\$5,000
43	Castle Heights Elementary	2877	W	1	Y	\$10,000	\$5,000

	Formal School Name	Loc Code	Local District	Board District	Partner -ship?	Grant Amount	School Match
44	Cesar E Chavez Learning Academy - Teacher Prep Academy	8901	NE	6	Y	\$50,000	\$25,000
45	Charles H Kim Elementary School	2701	C	2	N	\$5,000	\$5,000
46	Charles Maclay Middle School	8228	NE	6	Y	\$20,000	\$10,000
47	Christopher Columbus Middle School	8102	NW	3	N	\$26,000	\$26,000
48	City Terrace Elementary	3096	E	5	Y	\$35,000	\$17,500
49	Clifford Street Elementary	3110	C	5	N	\$5,000	\$5,000
50	Coeur D'alene Elementary	6342	W	4	Y	\$45,056	\$22,528
51	Cohasset Street Elementary	3137	NW	6	Y	\$25,000	\$12,500
52	Coldwater Canyon Elementary	3151	NE	3	Y	\$60,000	\$30,000
53	Colfax Charter Elementary	3164	NE	3	Y	\$35,000	\$17,500
54	Commonwealth Avenue Elementary and Commonwealth Avenue EL G/HG/HA Arts & Technology Magnet	3192/2277	C	2	Y	\$40,000	\$20,000
55	Contreras LC - Academic Leadership Community	8207	C	2	Y	\$55,000	\$27,500
56	Contreras LC - Los Angeles School Of Global Studies	8774	C	2	Y	\$55,000	\$27,500
57	Contreras LC - School Of Social Justice	8527	C	2	Y	\$70,000	\$35,000
58	Dahlia Heights Elementary	3329	C	5	N	\$5,000	\$5,000
59	Danny J Bakewell Sr Primary Center	4020	S	1	Y	\$20,000	\$10,000
60	Dayton Heights Elementary	3356	C	5	Y	\$5,000	\$2,500
61	Denker Avenue Elementary	3425	S	7	N	\$22,168	\$22,168
62	Diego Rivera Learning Complex Communication & Technology	7718	S	7	N	\$5,000	\$5,000
63	Diego Rivera Learning Complex Performing Arts	7721	S	7	N	\$5,000	\$5,000
64	Diego Rivera Learning Complex Public Service Community	8867	S	7	N	\$5,000	\$5,000
65	Dixie Canyon Community Charter	3438	NE	3	Y	\$35,000	\$17,500
66	Dolores Huerta Elementary School	2944	C	2	Y	\$5,000	\$2,500
67	Dolores Street Elementary	3452	S	7	N	\$12,000	\$12,000
68	Dorris Place Elementary	3479	C	5	Y	\$5,000	\$2,500
69	Dr Lawrence H Moore Math, Science, Technology Academy	2313	S	7	N	\$25,000	\$25,000
70	Dr Owen Lloyd Knox Elementary School	6869	S	7	Y	\$17,000	\$8,500
71	Dr Sammy Lee Medical And Health Science Magnet	2307	C	2	Y	\$60,000	\$30,000
72	Dyer Street Elementary	3493	NE	6	N	\$5,000	\$5,000
73	Edward R Roybal Learning Center	8544	C	2	N	\$5,000	\$5,000
74	Edwin Markham Middle School	8237	S	7	Y	\$30,000	\$15,000
75	Edwin Markham Middle School Health Careers Magnet	8232	S	7	Y	\$14,605	\$7,303
76	El Dorado Elementary School	3541	NE	6	Y	\$10,000	\$5,000
77	El Sereno Middle School	8118	E	2	Y	\$65,831	\$32,916
78	Encino Charter Elementary	3616	NW	4	N	\$25,000	\$25,000
79	Erwin Elementary	3630	NE	3	Y	\$30,000	\$15,000
80	Estrella Elementary	2942	C	7	Y	\$25,000	\$12,500
81	Felicitas And Gonzalo Mendez Senior High	8611	E	2	Y	\$60,000	\$30,000
82	Figueroa Street Elementary	3822	S	7	N	\$25,000	\$25,000
83	Florence Griffith Joyner Elementary	5849	S	7	Y	\$25,000	\$12,500
84	Florence Nightingale Middle School	8264	E	5	Y	\$65,831	\$32,916
85	Francisco Bravo Senior High Medical Magnet	8754	E	2	Y	\$60,000	\$30,000
86	Francisco Sepulveda Middle School	8363	NW	6	Y	\$50,000	\$25,000

	Formal School Name	Loc Code	Local District	Board District	Partner -ship?	Grant Amount	School Match
87	Frida Kahlo Continuation High	8777	C	2	N	\$5,000	\$5,000
88	Fries Avenue Elementary	4014	S	7	N	\$25,000	\$25,000
89	Garden Grove Elementary	4055	NW	6	N	\$5,000	\$5,000
90	Garvanza Elementary	4082	C	5	N	\$5,000	\$5,000
91	Gaspar De Portola Middle School and Gaspar De Portola Middle School Highly Gifted Magnet	8107/8108	NW	4	Y	\$30,000	\$15,000
92	Gault Street Elementary	4110	NW	3	N	\$5,000	\$5,000
93	George De La Torre Jr Elementary	2301	S	7	Y	\$25,000	\$12,500
94	George Ellery Hale Charter Academy	8169	NW	3	Y	\$35,000	\$17,500
95	George S Patton Continuation High	8781	S	7	N	\$5,000	\$5,000
96	George Washington Carver Middle School	8094	C	5	Y	\$10,000	\$5,000
97	Glassell Park Elementary	4123	C	5	Y	\$5,000	\$2,500
98	Gledhill Street Elementary and Gledhill Street Elementary Math/Science/Technology Magnet	4130/4132	NW	6	Y	\$35,000	\$17,500
99	Gridley Street Elementary	4295	NE	6	Y	\$10,000	\$5,000
100	Grover Cleveland Charter High School	8590	NW	3	N	\$2,500	\$2,500
101	Grover Cleveland Charter High School	8590	NW	3	N	\$2,500	\$2,500
102	Gulf Avenue Elementary	4315	S	7	Y	\$25,000	\$12,500
103	Haddon Avenue Elementary	4329	NE	6	N	\$20,000	\$20,000
104	Halldale Elementary	4342	S	7	Y	\$25,000	\$12,500
105	Harmony Elementary School	4681	C	5	N	\$5,000	\$5,000
106	Harris Newmark Continuation High	8545	C	2	N	\$5,000	\$5,000
107	Harry Bridges Span School	6867	S	7	Y	\$30,000	\$15,000
108	Haskell Elementary	4452	NW	3	N	\$30,000	\$30,000
109	Haynes Charter For Enriched Studies	4473	NW	3	Y	\$25,000	\$12,500
110	Henry T Gage Middle School	8151	E	5	Y	\$35,000	\$17,500
111	Highland Park Continuation High	8645	C	5	Y	\$5,000	\$2,500
112	Hilda L Solis Learning Academy	7752	E	2	Y	\$25,000	\$12,500
113	Hillside Elementary	4534	E	2	Y	\$25,000	\$12,500
114	Hobart Boulevard Elementary	4548	C	2	N	\$5,000	\$5,000
115	Hope Street Elementary	6920	E	5	Y	\$53,000	\$26,500
116	Hubbard Street Elementary	4603	NE	6	Y	\$15,000	\$7,500
117	Huntington Park Elementary	2391	E	5	Y	\$9,027	\$4,514
118	Ivanhoe Elementary	4671	C	5	Y	\$35,000	\$17,500
119	Jack London Community Day School	8092	NE	3	N	\$5,000	\$5,000
120	James Madison Middle School	8230	NE	3	Y	\$100,000	\$50,000
121	James Monroe Senior High	8768	NW	6	Y	\$5,000	\$2,500
122	John A Sutter Middle School	8406	NW	4	Y	\$30,000	\$15,000
123	John Adams Middle School	8009	C	2	N	\$5,000	\$5,000
124	John B Monlux Elementary and John B Monlux Elementary Math/Science/Technology Magnet	5342/5343	NE	3	Y	\$10,000	\$5,000
125	John R Wooden High School	8591	NW	3	N	\$10,000	\$10,000
126	Jordan Senior High	8721	S	7	Y	\$40,000	\$20,000
127	Joseph Le Conte Middle School	8226	W	4	Y	\$40,000	\$20,000
128	Judith F Baca Arts Academy	6886	S	7	Y	\$11,548	\$5,774
129	La Salle Avenue Elementary	4786	W	1	Y	\$37,500	\$18,750
130	Lanai Road Elementary	4764	NW	4	Y	\$30,000	\$15,000
131	Lankershim Elementary	4781	NE	3	N	\$10,000	\$10,000

	Formal School Name	Loc Code	Local District	Board District	Partner -ship?	Grant Amount	School Match
132	Lassen Elementary	4790	NW	6	Y	\$30,000	\$15,000
133	Leland Street Elementary	4836	S	7	Y	\$25,000	\$12,500
134	Lenicia B Weemes Elementary	7151	C	1	N	\$5,000	\$5,000
135	Lexington Avenue Primary Center	5170	C	5	N	\$5,000	\$5,000
136	Lillian Street Elementary	4877	E	5	Y	\$53,000	\$26,500
137	Linda Esperanza Marquez Senior High Social Justice	7669	E	5	Y	\$9,027	\$4,514
138	Lockhurst Drive Charter Elementary	4887	NW	3	Y	\$30,000	\$15,000
139	Lomita Elementary Math/Science/Technology Magnet	4932	S	7	Y	\$25,000	\$12,500
140	Loren Miller Elementary	5321	S	1	N	\$18,961	\$18,961
141	Los Feliz Science/Tech/Engineer/Math/Medicine Magnet	4986	C	5	N	\$5,000	\$5,000
142	Lucille Roybal-Allard Elementary	6884	E	5	Y	\$9,027	\$4,514
143	Luther Burbank Middle School	8066	C	5	N	\$20,000	\$20,000
144	Magnolia Science Academy Bell @ South Region Ms #2A	5166	E	7	Y	\$20,000	\$10,000
145	Malabar Street Elementary	5082	E	2	Y	\$50,000	\$25,000
146	Manchester Avenue Elementary	5096	S	1	Y	\$5,000	\$2,500
147	Marguerite Poindexter Lamotte Elementary	2311	C	1	Y	\$40,000	\$20,000
148	Mark Twain Middle School	8425	W	4	Y	\$68,700	\$34,350
149	Marlton School	1949	W	1	N	\$40,000	\$40,000
150	Martha Escutia Primary Center	3220	E	5	Y	\$49,346	\$24,673
151	Martin Luther King Jr Elementary	6534	C	1	Y	\$5,000	\$2,500
152	Mayall Street Elementary	5198	NW	3	Y	\$40,000	\$20,000
153	Mckinley Avenue Elementary	6658	S	7	N	\$25,000	\$25,000
154	Melrose Avenue Elementary Math/Science/Technology Magnet	5219	W	4	Y	\$24,000	\$12,000
155	Micheltorena Street Elementary	5288	C	5	N	\$5,000	\$5,000
156	Miguel Contreras School Of Business And Tourism	8517	C	2	Y	\$60,000	\$30,000
157	Montara Avenue Elementary	6878	E	5	N	\$65,830	\$65,830
158	Monterey Continuation High	8677	E	2	Y	\$5,000	\$2,500
159	Multnomah Street Elementary	5425	E	2	Y	\$35,000	\$17,500
160	Narbonne SH-Humanities & Arts (Harts) Academy Of Los Angeles	8838	S	7	N	\$10,000	\$10,000
161	Nevin Avenue Elementary	5466	C	5	Y	\$5,000	\$2,500
162	Normandie Avenue Elementary	5630	C	1	N	\$5,000	\$5,000
163	Norwood Street Elementary	5699	C	2	N	\$5,000	\$5,000
164	Oliver Wendell Holmes Middle School	8182	NW	3	N	\$25,000	\$25,000
165	Open Charter Elementary Magnet School	5889	W	4	Y	\$50,000	\$25,000
166	Orchard Academies 2C	5154	E	5	Y	\$20,000	\$10,000
167	Orville Wright Engineering And Design Magnet	8493	W	4	Y	\$50,000	\$25,000
168	Oxnard Street Elementary	5918	NE	6	N	\$10,000	\$10,000
169	Palms Elementary	5986	W	1	Y	\$18,000	\$9,000
170	Plainview Academic Charter Academy	6096	NE	6	N	\$10,000	\$10,000
171	Playa Vista Elementary	2306	W	4	Y	\$25,000	\$12,500
172	Plummer Elementary	6123	NW	6	Y	\$30,000	\$15,000
173	Primary Academy For Success Sch	4776	NW	6	N	\$21,000	\$21,000
174	Ramon C Cortines School Of Visual & Performing Arts	8516	C	2	N	\$5,000	\$5,000
175	Ranchito Avenue Elementary	6192	NE	6	N	\$35,000	\$35,000

	Formal School Name	Loc Code	Local District	Board District	Partner -ship?	Grant Amount	School Match
176	RFK Comm Schls - Ambassador School - Global Education	2369	C	2	Y	\$30,000	\$15,000
177	RFK Comm Schls - Ambassador School - Global Leadership	7771	C	2	Y	\$5,000	\$2,500
178	RFK Comm Schls - Los Angeles High School Of The Arts	8501	C	2	Y	\$30,000	\$15,000
179	RFK Comm Schls - New Open World Academy K-12	7783	C	2	N	\$5,000	\$5,000
180	RFK Comm Schls - School For Visual Arts And Humanities	8206	C	2	Y	\$35,000	\$17,500
181	RFK Comm Schls - UCLA Community School K-12	7780	C	2	N	\$20,000	\$20,000
182	Rio Vista Elementary	6288	NE	3	N	\$10,000	\$10,000
183	Ritter Elementary	6301	S	7	Y	\$25,000	\$12,500
184	Robert A Millikan Middle School	8238	NE	3	N	\$10,000	\$10,000
185	Robert Louis Stevenson Middle School	8387	E	2	Y	\$25,000	\$12,500
186	Robert Louis Stevenson Middle School Gifted/High Achiever Mag	8388	E	2	Y	\$15,000	\$7,500
187	Roosevelt Senior High Math/Science Magnet	7751	E	2	Y	\$60,000	\$30,000
188	Roscoe Elementary	6356	NE	6	Y	\$35,000	\$17,500
189	Rosemont Avenue Elementary	6370	C	2	N	\$5,000	\$5,000
190	Roy Romer Middle School	8116	NE	6	Y	\$50,000	\$25,000
191	Russell Elementary	6438	S	7	N	\$24,500	\$24,500
192	Sal Castro Middle School	8045	C	2	N	\$5,000	\$5,000
193	Samuel Gompers Middle School	8160	S	7	Y	\$30,000	\$15,000
194	San Fernando Middle School	8358	NE	6	N	\$10,000	\$10,000
195	San Fernando Ms Institute Of Applied Media (SFIAM)	6501	NE	6	Y	\$50,000	\$25,000
196	San Fernando Senior High	8843	NE	6	Y	\$50,000	\$25,000
197	San Jose Street Elementary	6479	NW	6	Y	\$35,000	\$17,500
198	San Pedro Senior High	8850	S	7	N	\$40,000	\$40,000
199	Santee Education Complex	8716	C	2	Y	\$10,000	\$5,000
200	Sara Coughlin Elementary School	5016	NE	6	Y	\$5,000	\$2,500
201	Serrania Avenue Charter For Enriched Studies	6606	NW	4	N	\$25,000	\$25,000
202	Sherman Oaks Elementary Charter School	6699	NE	3	Y	\$5,000	\$2,500
203	Sonia Sotomayor Learn Acad School Of History & Dramatic Arts	7707	C	5	N	\$5,000	\$5,000
204	South Shores Elementary Performing Arts Magnet	6870	S	7	N	\$10,000	\$10,000
205	Stagg Street Elementary	6890	NW	6	Y	\$40,000	\$20,000
206	Stanley Mosk Elementary School	7402	NW	4	Y	\$30,000	\$15,000
207	Sun Valley Engineering Technology Magnet	8396	NE	6	Y	\$10,000	\$5,000
208	Sunland Elementary	6973	NE	6	N	\$10,000	\$10,000
209	Sunrise Elementary	6988	E	2	Y	\$53,000	\$26,500
210	Susan Miller Dorsey Senior High	8600	W	1	Y	\$55,000	\$27,500
211	Sylmar Elementary	7014	NE	6	Y	\$35,000	\$17,500
212	Telfair Avenue Elementary	7068	NE	6	N	\$25,000	\$25,000
213	Theodore Roosevelt Senior High	7749	E	2	Y	\$10,000	\$5,000
214	Thomas A Edison Middle School	8113	S	7	N	\$30,000	\$30,000
215	Thomas Starr King Middle School Film And Media Magnet	8208	C	5	N	\$5,000	\$5,000
216	Topeka Drive Elementary	7201	NW	3	N	\$12,500	\$12,500
217	Towne Avenue Elementary	7205	S	7	N	\$9,218	\$9,218
218	Trinity Street Elementary	7219	C	2	Y	\$7,500	\$3,750

	Formal School Name	Loc Code	Local District	Board District	Partner -ship?	Grant Amount	School Match
219	Tulsa Street Elementary	7247	NW	3	Y	\$15,000	\$7,500
220	Utah Street Elementary	7370	E	2	Y	\$9,027	\$4,514
221	Van Deene Avenue Elementary	7419	S	7	Y	\$25,000	\$12,500
222	Van Nuys Senior High	8893	NE	6	N	\$10,000	\$10,000
223	Vena Avenue Elementary	7466	NE	6	N	\$10,000	\$10,000
224	Venice Senior High	8907	W	4	Y	\$68,700	\$34,350
225	Vine Street Elementary	7534	W	4	Y	\$75,000	\$37,500
226	Vintage Elementary Math/Science/Technology Magnet	7562	NW	3	Y	\$20,827	\$10,414
227	Virgil Middle School	8462	C	2	Y	\$95,000	\$47,500
228	Vista Del Valle DI Academy	7400	NE	6	Y	\$40,000	\$20,000
229	Walnut Park Ms - Sch Of Social Justice And Service Learning	8390	E	5	Y	\$9,027	\$4,514
230	Walter Reed Middle School	8355	NE	3	N	\$50,000	\$50,000
231	Washington Irving Ms Math Music Engineering Magnet	8189	C	5	N	\$80,000	\$80,000
232	Welby Way Elementary Charter School and Welby Way Elem Gifted/Highly Gifted/High Ability Magnet	7637/ 7638	NW	3	Y	\$40,000	\$20,000
233	West Vernon Avenue Elementary	7654	C	7	Y	\$5,000	\$2,500
234	Western Avenue Elementary	7671	W	1	Y	\$25,000	\$12,500
235	Westminster Avenue Elementary	7699	W	4	Y	\$45,056	\$22,528
236	Wilbur Charter For Enriched Academics	7774	NW	4	Y	\$30,000	\$15,000
237	Will Rogers Continuation High	8895	NE	6	N	\$5,000	\$5,000
238	William Howard Taft Charter High School	8880	NW	4	Y	\$50,000	\$25,000
239	William Mulholland Middle School	8259	NW	3	Y	\$30,000	\$15,000
240	Wilmington Middle School	8490	S	7	Y	\$30,000	\$15,000
241	Woodland Hills Charter Elementary For Enriched Studies	7890	NW	4	Y	\$30,000	\$15,000
242	Woodrow Wilson Senior High	8618	E	2	Y	\$60,000	\$30,000
						\$6,011,839	\$3,704,508

Device Refresh for Required Student Testing Schools (cancelled)

Loc Code	Site Name	Board District	Local District	Anticipated Start	Anticipated Completion
7082	10th Street Elementary	2	Central	2/17/2020	2/28/2020
5884	112th Street Elementary	7	South	4/16/2020	4/30/2020
5863	116th Street Elementary	7	South	3/16/2020	3/31/2020
5740	118th Street Elementary	7	South	3/16/2020	3/31/2020
3767	15th Street Elementary	7	South	4/1/2020	4/15/2020
3959	42nd Street Elementary	1	West	4/16/2020	4/30/2020
3973	4th Street Elementary	2	East	4/1/2020	4/15/2020
3974	4th Street Primary Center	2	East	2/10/2020	2/14/2020
3781	54th Street Elementary	1	West	3/2/2020	3/13/2020
6822	66th Street Elementary	7	South	2/17/2020	2/28/2020
6630	75th Street Elementary	7	South	3/2/2020	3/13/2020
6616	7th Street Elementary	7	South	4/1/2020	4/15/2020
5505	9th Street Elementary	2	Central	4/16/2020	4/30/2020
8506	Aggeler Community Day School	3	Northwest	4/16/2020	4/30/2020
8686	Alexander Hamilton Senior High	1	West	3/16/2020	3/31/2020
6426	Amanecer Primary Center	2	East	2/10/2020	2/14/2020
8788	Amelia Earhart Continuation High School	3	Northeast	4/16/2020	4/30/2020
2096	Amestoy Elementary	7	South	3/16/2020	3/31/2020
8090	Andrew Carnegie Middle School	7	South	3/2/2020	3/13/2020
2151	Annandale Elementary	5	Central	3/16/2020	3/31/2020
8028	Audubon Middle School	1	West	4/16/2020	4/30/2020
2269	Balboa Elementary Gifted/Highly Gifted/High Ability Magnet	3	Northwest	2/17/2020	2/28/2020
6868	Barack Obama Global Preparation Academy	1	Central	3/16/2020	3/31/2020
2329	Beachy Avenue Elementary	6	Northeast	3/2/2020	3/13/2020
2342	Beethoven Street Elementary	4	West	3/2/2020	3/13/2020
3247	Betty Plasencia Elementary	2	Central	4/16/2020	4/30/2020
2493	Breed Street Elementary	2	East	3/16/2020	3/31/2020
8170	Bret Harte Preparatory Middle School	1	West	3/2/2020	3/13/2020
2527	Broad Avenue Elementary	7	South	4/16/2020	4/30/2020
2548	Brockton Avenue Elementary	4	West	4/1/2020	4/15/2020
2603	Buchanan Street Elementary	5	Central	4/1/2020	4/15/2020
2726	Camellia Avenue Elementary	6	Northeast	4/1/2020	4/15/2020
2740	Canfield Avenue Elementary	1	West	3/2/2020	3/13/2020
2753	Canoga Park Elementary	3	Northwest	3/2/2020	3/13/2020
8146	Canoga Park Senior High Communication Arts/Media Magnet	3	Northwest	4/1/2020	4/15/2020
2795	Canyon Charter Elementary	4	West	3/16/2020	3/31/2020
3426	Carmen Lomas Garza Primary Center	2	East	2/10/2020	2/14/2020
2815	Caroldale Learning Community	7	South	3/16/2020	3/31/2020
2877	Castle Heights Elementary	1	West	3/2/2020	3/13/2020
7640	Cesar Chavez Elementary School	2	East	3/16/2020	3/31/2020
7715	Cesar E Chavez Learning Academy - Arts/Theatre/Entertain Mag	6	Northeast	2/17/2020	2/28/2020
2959	Chandler Elementary	3	Northeast	3/16/2020	3/31/2020
2986	Chapman Elementary	7	South	4/16/2020	4/30/2020
8112	Charles Drew Middle School	7	South	4/1/2020	4/15/2020
2542	Charles White Elementary School	2	Central	4/16/2020	4/30/2020
3014	Chase Street Elementary	6	Northwest	4/16/2020	4/30/2020

Loc Code	Site Name	Board District	Local District	Anticipated Start	Anticipated Completion
8025	Chester W Nimitz Middle School Science/Tech/Math Magnet	5	East	2/17/2020	2/28/2020
8101	Christopher Columbus MS Medical/Math/Science Magnet	3	Northwest	3/16/2020	3/31/2020
3315	Christopher Dena Elementary	2	East	3/2/2020	3/13/2020
3082	Cimarron Avenue Elementary	1	West	4/1/2020	4/15/2020
8801	City of Angels Independent Studies	2	East*	2/17/2020	2/28/2020
6342	Coeur D Alene Avenue Elementary	4	West	2/17/2020	2/28/2020
3137	Cohasset Street Elementary	6	Northwest	3/16/2020	3/31/2020
3178	Coliseum Street Elementary	1	West	4/16/2020	4/30/2020
3205	Compton Avenue Elementary	7	South	4/1/2020	4/15/2020
3335	Danube Avenue Elementary	3	Northwest	3/16/2020	3/31/2020
3384	Del Amo Elementary	7	South	4/16/2020	4/30/2020
1908	Diane S Leichman Career Preparatory and Transition Center	3	Northwest	4/1/2020	4/15/2020
5112	Dr James Edward Jones Primary Center	1	Central	2/10/2020	2/14/2020
5173	Dr Julian Nava Learning Academy	2	Central	2/17/2020	2/28/2020
8930	Duke Ellington Continuation High	1	West	4/16/2020	4/30/2020
3493	Dyer Street Elementary	6	Northeast	2/17/2020	2/28/2020
3507	Eagle Rock Elementary	5	Central	2/17/2020	2/28/2020
8120	El Sereno Middle School Gifted Magnet	2	East	4/16/2020	4/30/2020
8119	El Sereno Middle School Science/Tech/Math Magnet	2	East	4/16/2020	4/30/2020
3575	Elysian Heights Elementary Arts Magnet	5	Central	3/2/2020	3/13/2020
8123	Emerson Community Charter	4	West	2/17/2020	2/28/2020
3616	Encino Charter Elementary	4	Northwest	4/1/2020	4/15/2020
1957	Ernest P Willenberg Special Education Center	7	South	4/1/2020	4/15/2020
3630	Erwin Elementary	3	Northeast	4/16/2020	4/30/2020
3640	Eshelman Avenue Elementary	7	South	4/16/2020	4/30/2020
8606	Esteban Torres HS - East Los Angeles Performing Arts Magnet	2	East	3/16/2020	3/31/2020
7777	Esteban Torres HS - Social Justice Leadership Academy	2	East	3/16/2020	3/31/2020
8876	Evergreen Continuation High	6	Northeast	4/16/2020	4/30/2020
3726	Fairburn Avenue Elementary	4	West	4/1/2020	4/15/2020
3740	Farmdale Elementary	2	East	4/1/2020	4/15/2020
5849	Florence Griffith Joyner Elementary	7	South	3/16/2020	3/31/2020
8363	Francisco Sepulveda Middle School	6	Northwest	2/17/2020	2/28/2020
1919	Frank Lanterman High School	2	Central	4/16/2020	4/30/2020
4055	Garden Grove Elementary	6	Northwest	3/16/2020	3/31/2020
4041	Gardena Elementary	7	South	4/1/2020	4/15/2020
4068	Gardner Street Elementary	4	West	2/17/2020	2/28/2020
5235	George Ellery Hale Charter Academy Gifted STEAM Magnet	3	Northwest	3/2/2020	3/13/2020
6795	Gil Garcetti Learning Academy	7	South	4/16/2020	4/30/2020
6087	Girls Academic Leadership, Dr Michelle King School for STEM	1	West	2/17/2020	2/28/2020
4130	Gledhill Street Elementary	6	Northwest	4/16/2020	4/30/2020
4164	Glenfeliz Boulevard Elementary	5	Central	4/1/2020	4/15/2020
8103	Glenn Hammond Curtiss Middle School	7	South	4/16/2020	4/30/2020
4247	Grand View Boulevard Elementary	4	West	3/16/2020	3/31/2020
4295	Gridley Street Elementary	6	Northeast	3/16/2020	3/31/2020

Loc Code	Site Name	Board District	Local District	Anticipated Start	Anticipated Completion
4342	Halldale Elementary	7	South	3/2/2020	3/13/2020
4397	Hancock Park Elementary	4	West	2/17/2020	2/28/2020
4425	Harbor City Elementary	7	South	3/2/2020	3/13/2020
4431	Harding Street Elementary	6	Northeast	4/1/2020	4/15/2020
7734	Helen Bernstein Senior High Science Tech Engineering Math	4	West	3/16/2020	3/31/2020
4528	Hillcrest Drive Elementary	1	West	4/1/2020	4/15/2020
4534	Hillside Elementary	2	East	4/16/2020	4/30/2020
8180	Hollenbeck MS Science/Tech/Engineering/Math/Medicine Magnet	2	East	3/2/2020	3/13/2020
6549	Hollywood Primary Center	4	West	2/10/2020	2/14/2020
7599	Hollywood Senior High New Media Magnet	4	West	3/2/2020	3/13/2020
4576	Hooper Avenue Primary Center	5	Central	2/10/2020	2/14/2020
4616	Humphreys Avenue Elementary	2	East	3/16/2020	3/31/2020
4617	Humphreys Avenue Elementary Science/Tech/Math Magnet	2	East	4/16/2020	4/30/2020
8092	Jack London Community Day School	3	Northeast	4/16/2020	4/30/2020
8685	Jack London Continuation High	3	Northeast	4/16/2020	4/30/2020
1952	James J McBride Special Education Center	4	West	4/16/2020	4/30/2020
1910	Joaquin Miller Career and Transition Center	3	Northwest	4/16/2020	4/30/2020
7951	John F Kennedy Senior High Gifted Medical Magnet	3	Northwest	4/1/2020	4/15/2020
8652	John Hope Continuation High	7	South	4/16/2020	4/30/2020
8245	Johnnie L Cochran Jr Middle School	1	West	2/17/2020	2/28/2020
1914	Joseph Pomeroy Widney Career Preparatory & Transition Center	1	Central	3/2/2020	3/13/2020
4699	Kenter Canyon Elementary Charter	4	West	2/17/2020	2/28/2020
4762	Knollwood Preparatory Academy	3	Northwest	4/16/2020	4/30/2020
2543	Lafayette Park Primary Center	2	Central	2/10/2020	2/14/2020
2393	Lake Street Primary School	2	Central	4/16/2020	3/12/2020*
4781	Lankershim Elementary	3	Northeast	4/1/2020	4/15/2020
4790	Lassen Elementary	6	Northwest	4/16/2020	4/30/2020
8745	LAUSD/USC Media Arts/Engineering Magnet	1	Central	2/17/2020	2/28/2020
4849	Lemay Street Elementary	3	Northwest	3/16/2020	3/31/2020
2384	Leo Politi Elementary	2	Central	2/17/2020	3/17/2020
5170	Lexington Avenue Primary Center	5	Central	2/10/2020	2/14/2020
5321	Loren Miller Elementary	1	South	4/1/2020	4/15/2020
4959	Loreto Street Elementary	5	East	3/16/2020	3/31/2020
8741	Los Angeles Center for Enriched Studies (LACES) Magnet	1	West	2/17/2020	2/28/2020
4986	Los Feliz Science/Tech/Engineer/Math/ Medicine Magnet	5	Central	2/17/2020	2/28/2020
5014	Loyola Village Elementary Fine/Performing Arts Magnet	4	West	3/16/2020	3/31/2020
5110	Manhattan Place Elementary	1	West	4/1/2020	4/15/2020
7220	Maple Primary Center	2	Central	2/10/2020	3/16/2020
5192	Mar Vista Elementary	4	West	3/2/2020	3/13/2020
2311	Marguerite Poindexter LaMotte Elementary	1	Central	3/16/2020	3/31/2020
4983	Mariposa-Nabi Primary Center	2	Central	2/10/2020	2/14/2020
3220	Martha Escutia Primary Center	5	East	2/10/2020	2/14/2020
8060	Mary McLeod Bethune Middle School	7	South	2/17/2020	2/28/2020
3574	Maurice Sendak Elementary	6	Northeast	4/1/2020	4/15/2020
6658	McKinley Avenue Elementary	7	South	4/16/2020	4/30/2020

Loc Code	Site Name	Board District	Local District	Anticipated Start	Anticipated Completion
5233	Melvin Avenue Elementary	3	Northwest	4/16/2020	4/30/2020
5288	Micheltorena Street Elementary	5	Central	3/16/2020	3/31/2020
8760	Middle College High School	1	West	3/16/2020	3/31/2020
5302	Middleton Street Primary Center	5	East	2/10/2020	2/14/2020
5397	Morningside Elementary	6	Northeast	3/2/2020	3/13/2020
5411	Mount Washington Elementary	5	Central	3/2/2020	3/13/2020
5438	Murchison Street Elementary	2	East	3/2/2020	3/13/2020
5459	Nevada Avenue Elementary	3	Northwest	4/1/2020	4/15/2020
8786	North Hollywood Senior High	3	Northeast	2/17/2020	2/28/2020
2378	Nueva Vista Elementary	5	East	2/17/2020	2/28/2020
2392	Olympic Primary Center	2	Central	2/10/2020	2/14/2020
8493	Orville Wright Engineering and Design Magnet	4	West	3/2/2020	3/13/2020
8573	Owensmouth Continuation High	3	Northwest	4/16/2020	4/30/2020
5918	Oxnard Street Elementary	6	Northeast	3/16/2020	3/31/2020
8340	Palms Middle School	1	West	4/16/2020	4/30/2020
8174	Patrick Henry Middle School	3	Northwest	3/2/2020	3/13/2020
8356	Paul Revere Charter Middle School	4	West	2/17/2020	2/28/2020
2303	Porter Ranch Community School	3	Northwest	2/17/2020	2/28/2020
6148	President Avenue Elementary	7	South	4/16/2020	4/30/2020
4776	Primary Academy for Success School	6	Northwest	2/10/2020	2/14/2020
6158	Purche Avenue Elementary	1	South	4/16/2020	4/30/2020
8868	Rancho Dominguez Preparatory School	7	South	3/2/2020	3/13/2020
7780	RFK Comm Schls - UCLA Community School K-12	2	Central	3/2/2020	3/13/2020
4680	Ricardo Lizarraga Elementary	7	Central	3/16/2020	3/31/2020
8670	Richard A Alonzo Community Day School	4	West	4/1/2020	4/15/2020
5385	Richard Riordan Primary Center	5	Central	2/10/2020	3/16/2020
6315	Riverside Drive Charter School	3	Northeast	3/2/2020	3/13/2020
8238	Robert A Millikan Affiliated Charter and Performing Arts MS	3	Northeast	2/17/2020	2/28/2020
8239	Robert A Millikan Charter MS Performing Arts Magnet	3	Northeast	2/17/2020	2/28/2020
8352	Robert E Peary Middle School	7	South	2/17/2020	2/28/2020
7751	Roosevelt Senior High Science/Tech/Math Magnet	2	East	3/2/2020	3/13/2020
6356	Roscoe Elementary	6	Northeast	4/1/2020	4/15/2020
6363	Roscomare Road Elementary	4	West	3/16/2020	3/31/2020
6384	Rosewood Avenue Elementary Urban Planning/Design Magnet	4	West	4/1/2020	4/15/2020
8111	Rudecinda Sepulveda Dodson Middle School Gifted Magnet	7	South	2/17/2020	2/28/2020
6438	Russell Elementary	7	South	3/2/2020	3/13/2020
2308	Sally Ride Elementary: A Smart Academy	5	Central	3/2/2020	3/13/2020
8358	San Fernando Middle School	6	Northeast	4/1/2020	4/15/2020
6501	San Fernando MS Institute of Applied Media (SFIAM)	6	Northeast	2/17/2020	2/28/2020
6479	San Jose Street Elementary	6	Northwest	4/16/2020	4/30/2020
6493	San Pascual Avenue Elementary STEAM Magnet	5	Central	3/16/2020	3/31/2020
8716	Santee Education Complex	2	Central	2/17/2020	2/28/2020
5016	Sara Coughlin Elementary School	6	Northeast	3/2/2020	3/13/2020
8497	Secondary Community Day School	2	East*	4/16/2020	4/30/2020
6589	Selma Avenue Elementary	4	West	4/16/2020	4/30/2020
6665	Sharp Avenue Elementary	6	Northeast	4/1/2020	4/15/2020
6671	Shenandoah Street Elementary	1	West	3/16/2020	3/31/2020

Loc Code	Site Name	Board District	Local District	Anticipated Start	Anticipated Completion
8842	Sherman Oaks Center for Enriched Studies (SOCES) Magnet	3	Northwest	2/17/2020	2/28/2020
6699	Sherman Oaks Elementary Charter School	3	Northeast	3/2/2020	3/13/2020
6767	Sierra Vista Elementary	5	East	4/1/2020	4/15/2020
6836	Solano Avenue Elementary	2	East	4/1/2020	4/15/2020
8577	Sonia Sotomayor Art/Sciences Magnet	5	Central	4/1/2020	4/15/2020
1955	Sophia T Salvin Special Education Center	2	Central	4/16/2020	4/30/2020
6849	Soto Street Elementary	2	East	4/1/2020	4/15/2020
8377	South Gate Middle School	5	East	3/16/2020	3/31/2020
8871	South Gate Senior High	5	East	3/2/2020	3/13/2020
6863	South Park Elementary	7	South	4/16/2020	4/30/2020
6905	Stanford Avenue Primary Center	5	East	2/10/2020	2/14/2020
6945	Stonehurst Avenue Elementary STEAM Magnet	6	Northeast	3/16/2020	3/31/2020
6959	Strathern Street Elementary	6	Northeast	2/17/2020	2/28/2020
7007	Superior Street Elementary	3	Northwest	4/16/2020	4/30/2020
7014	Sylmar Elementary	6	Northeast	3/2/2020	3/13/2020
7036	Taper Avenue Elementary STEAM Magnet	7	South	4/16/2020	4/30/2020
7068	Telfair Avenue Elementary	6	Northeast	2/17/2020	2/28/2020
7123	Thomas Bradley Global Awareness Magnet	1	West	3/16/2020	3/31/2020
8209	Thomas Starr King Middle School Gifted/Arts/Technology Mag	5	Central	2/17/2020	2/28/2020
5171	Thomas Starr King MS Env Sci/Tech/Engineering/Arts/Math Mag	5	Central	3/2/2020	3/13/2020
7192	Toluca Lake Elementary	4	Northeast	4/1/2020	4/15/2020
7198	Topanga Elementary Charter School	4	West	3/2/2020	3/13/2020
7201	Topeka Drive Charter for Advanced Studies	3	Northwest	4/16/2020	4/30/2020
8991	Tri-C Community Day School	2	Central	3/16/2020	3/31/2020
7384	Valerio Street Elementary	6	Northeast	3/16/2020	3/31/2020
8898	Valley Academy of Arts and Sciences	3	Northwest	4/16/2020	4/30/2020
7422	Van Gogh Charter	3	Northwest	4/16/2020	4/30/2020
7438	Van Nuys Elementary	6	Northeast	3/2/2020	3/13/2020
7466	Vena Avenue Elementary	6	Northeast	4/16/2020	4/30/2020
7479	Vermont Avenue Elementary	1	Central	4/1/2020	4/15/2020
7507	Victoria Avenue Elementary	5	East	3/2/2020	3/13/2020
7521	Victory Boulevard Elementary	6	Northeast	4/1/2020	4/15/2020
8602	View Park Continuation High	1	West	4/16/2020	4/30/2020
7534	Vine Street Elementary	4	West	3/2/2020	3/13/2020
7562	Vintage Elementary Math/Science/Technology Magnet	3	Northwest	4/1/2020	4/15/2020
5216	Virgil Middle School Medical & Health Science Magnet	2	Central	4/16/2020	4/30/2020
7589	Wadsworth Avenue Elementary	5	Central	2/17/2020	2/28/2020
8355	Walter Reed Middle School	3	Northeast	3/2/2020	3/13/2020
7630	Washington Primary Center	1	South	2/10/2020	2/14/2020
7637	Welby Way Charter Elementary and Gifted-High Ability Magnet	3	Northwest	3/16/2020	3/31/2020
7638	Welby Way Charter Elementary Gifted Magnet	3	Northwest	3/16/2020	3/31/2020
7644	West Athens Elementary	1	West	4/1/2020	4/15/2020
7696	Westchester Enriched Sciences Magnets-Envrnmntl Ntrl Sci Eng	4	West	3/16/2020	3/31/2020
7671	Western Avenue Elementary Technology Magnet	1	West	3/2/2020	3/13/2020
7712	Westport Heights Elementary	4	West	4/16/2020	4/30/2020

Loc Code	Site Name	Board District	Local District	Anticipated Start	Anticipated Completion
8598	Whitney Young Continuation High	1	West	4/16/2020	4/30/2020
8062	William Jefferson Clinton Middle School	2	Central	4/16/2020	4/30/2020
4356	William R Anton Elementary	2	East	4/1/2020	4/15/2020
8507	William Tell Aggeler Opportunity High School	3	Northwest	4/16/2020	4/30/2020
2619	Wilshire Park Elementary School	2	West	3/2/2020	3/13/2020
7808	Wilton Place Elementary	2	West	4/1/2020	4/15/2020
6872	Wisdom Elementary	7	South	2/17/2020	2/28/2020
7863	Woodcrest Elementary	1	West	2/17/2020	2/28/2020
4658	Young Empowered Scholars Academy	1	West	2/17/2020	2/28/2020
8064	Young Oak Kim Academy	2	Central	2/17/2020	2/28/2020

*Although site is physically located in Local District East, it falls under another District division and is not considered part of Local District East.

APPENDIX B: NETWORK EQUIPMENT UPGRADE PROJECTS

IT Network Equipment Upgrades (150 Schools)

Loc Code	Site Name	Board Member	ESC	Last Network Upgrade	Anticipated Completion	Estimated Total
5857	107TH ST EL	Vladovic	XP	5/26/10	Q3 2017	\$217,356
7082	10TH ST EL	Garcia	E	9/21/10	Q4 2017	\$169,448
5884	112TH ST EL	Vladovic	S	4/29/10	Q3 2017	\$108,088
5887	122ND ST EL	Vladovic	S	5/13/10	Q3 2017	\$165,672
3767	15TH ST EL	Vladovic	S	12/30/09	Q3 2017	\$127,440
7301	24TH ST EL	McKenna	XP	5/11/09	Q2 2017	\$133,104
3959	42ND ST EL	McKenna	XP	8/3/10	Q4 2017	\$67,496
3932	49TH ST EL	Vladovic	E	7/19/10	Q3 2017	\$198,004
3795	59TH ST EL	McKenna	W	9/22/10	Q4 2017	\$94,400
6795	68TH ST EL	Vladovic	XP	12/23/09	Q3 2017	\$202,016
6781	6TH AVE EL	McKenna	W	12/2/10	Q4 2017	\$163,784
6644	74TH ST EL	McKenna	W	6/1/10	Q3 2017	\$131,452
7398	ALTA CALIFORNIA EL	Ratliff	N	3/25/10	Q3 2017	\$207,444
2082	ALTA LOMA EL	McKenna	W	11/18/10	Q4 2017	\$153,400
2369	AMBSDR--GLOBAL EDUC (see 7771)	Garcia	XP	7/15/09	Q2 2017	\$96,760
7771	AMBSDR--GLOBAL LDSHP	Garcia	XP	7/15/09	Q2 2017	\$155,288
2123	ANGELES MESA EL	McKenna	W	9/1/10	Q4 2017	\$98,884
8852	ANGEL'S GATE HS	Vladovic	XS	1/25/10	Q3 2017	\$21,240
2151	ANNANDALE EL	Kayser	E	12/16/10	Q4 2017	\$71,744
4356	ANTON EL	Garcia	E	9/14/09	Q2 2017	\$202,252
2164	APPERSON EL	Ratliff	N	7/27/09	Q2 2017	\$105,256
2178	ARAGON EL	Kayser	E	6/25/10	Q3 2017	\$99,356
8028	AUDUBON MS	McKenna	W	9/9/10	Q4 2017	\$168,268
8531	AVALON HS	Vladovic	XS	7/20/09	Q2 2017	\$27,140
6886	BACA ARTS ACAD	Vladovic	S	7/21/10	Q3 2017	\$159,772
8038	BANCROFT MS	Zimmer	W	8/5/10	Q4 2017	\$204,612
2288	BANDINI EL	Vladovic	S	4/21/10	Q3 2017	\$86,140
8529	BANNING SH (multiple schools)	Vladovic	XP	9/16/09	Q2 2017	\$608,880
5562	BARRETT EL	McKenna	S	6/16/10	Q3 2017	\$245,204
3577	BELLINGHAM EL	Ratliff	N	8/30/10	Q4 2017	\$138,532
2397	BELVEDERE EL	Garcia	E	11/16/10	Q4 2017	\$202,488
8047	BELVEDERE MS	Garcia	E	6/8/10	Q3 2017	\$320,016
8057	BERENDO MS	Garcia	E	6/4/10	Q3 2017	\$245,912
8754	BRAVO MEDICAL MAG	Garcia	E	11/5/10	Q4 2017	\$439,432
2521	BRIDGE EL	Garcia	E	12/14/09	Q3 2017	\$69,148
2534	BROADWAY EL	Zimmer	W	12/3/10	Q4 2017	\$107,144
8066	BURBANK MS	Kayser	E	6/19/09	Q2 2017	\$216,884
8075	BURROUGHS MS	McKenna	W	2/23/10	Q3 2017	\$440,140
2685	CABRILLO EL	Vladovic	S	10/30/09	Q2 2017	\$98,176
2699	CAHUENGA EL	Garcia	E	6/8/10	Q3 2017	\$145,612
7401	CARDENAS EL	Ratliff	N	10/21/09	Q2 2017	\$139,948
8090	CARNEGIE MS	Vladovic	S	10/18/10	Q4 2017	\$207,444

Loc Code	Site Name	Board Member	ESC	Last Network Upgrade	Anticipated Completion	Estimated Total
8575	CARSON SH (multiple schools)	Vladovic	XP	1/13/09	Q2 2017	\$620,680
2939	CARSON--GORE ACADEMY	McKenna	W	6/21/10	Q3 2017	\$154,816
8094	CARVER MS	Kayser	XP	3/31/10	Q3 2017	\$249,452
7761	CDS JOHNSON (DOROTHY V.)	Vladovic	XS	NO	Q4 2017	\$19,116
2959	CHANDLER EL	Galatzan	N	10/23/09	Q2 2017	\$133,812
7715	CHAVEZ LA ARTES (multiple schools)	Ratliff	XP	12/14/10	Q4 2017	\$477,664
3041	CHEREMOYA EL	Zimmer	W	8/27/10	Q4 2017	\$68,676
8688	CHEVIOT HILLS HS	McKenna	XS	10/20/10	Q4 2017	\$22,534
3068	CIENEGA EL	McKenna	W	6/15/10	Q3 2017	\$163,784
3164	COLFAX EL	Galatzan	N	7/27/09	Q2 2017	\$154,108
8102	COLUMBUS MS	Galatzan	N	4/29/10	Q3 2017	\$186,440
8516	CORTINES SCH OF VPA	Garcia	XP	1/21/09	Q2 2017	\$392,704
8596	CRENSHAW SH	McKenna	XP	8/31/10	Q4 2017	\$252,284
8104	DANA MS	Vladovic	S	9/29/09	Q2 2017	\$353,056
3397	DELEVAN DRIVE EL	Kayser	E	2/3/09	Q2 2017	\$120,360
8110	DODSON MS	Vladovic	S	6/28/10	Q3 2017	\$444,388
3466	DOMINGUEZ EL	Vladovic	S	5/21/10	Q3 2017	\$136,644
8112	DREW MS	Vladovic	XP	1/29/09	Q2 2017	\$239,304
8614	EAGLE ROCK HS	Kayser	E	8/16/10	Q4 2017	\$606,756
8578	EAGLE TREE CONTN HS	Vladovic	XS	1/21/09	Q2 2017	\$34,220
8788	EARHART HS	Galatzan	XS	12/13/10	Q4 2017	\$28,792
8113	EDISON MS	Vladovic	S	3/19/09	Q2 2017	\$282,964
8770	EINSTEIN HS	Ratliff	XS	1/20/09	Q2 2017	\$16,992
8118	EL SERENO MS	Garcia	E	5/6/09	Q2 2017	\$308,216
3548	ELIZABETH LC	Kayser	S	9/23/10	Q4 2017	\$421,496
6873	ESCALANTE EL	Kayser	S	2/26/10	Q3 2017	\$147,736
2383	ESPERANZA EL	Garcia	E	10/18/10	Q4 2017	\$184,316
2942	ESTRELLA EL	Vladovic	E	2/19/10	Q3 2017	\$131,688
8876	EVERGREEN HS	Ratliff	XS	7/22/10	Q3 2017	\$24,780
3822	FIGUEROA EL	Vladovic	XP	6/15/10	Q3 2017	\$109,504
8132	FOSHAY LC	McKenna	W	4/10/09	Q2 2017	\$467,752
8650	FREMONT SH	Vladovic	XP	4/7/09	Q2 2017	\$549,644
8137	FROST MS	Galatzan	N	8/12/09	Q2 2017	\$363,912
8679	GARFIELD SH	Garcia	E	6/25/10	Q3 2017	\$575,368
8160	GOMPERS MS	Vladovic	XP	10/11/10	Q4 2017	\$181,012
8168	GRIFFITH MS	Garcia	E	5/7/09	Q2 2017	\$337,244
8686	HAMILTON SH--COMPLEX	McKenna	W	10/28/10	Q4 2017	\$709,888
4431	HARDING EL	Ratliff	N	10/28/09	Q2 2017	\$118,236
4681	HARMONY EL	Kayser	E	11/15/10	Q4 2017	\$170,864
4466	HAWAIIAN EL	Vladovic	S	7/15/10	Q3 2017	\$157,648
8645	HIGHLAND PARK HS	Kayser	XS	3/27/09	Q2 2017	\$19,588
8179	HOLLENBECK MS	Garcia	XP	5/6/10	Q3 2017	\$299,956
8182	HOLMES MS	Galatzan	N	9/16/10	Q4 2017	\$367,216
8652	HOPE HS	Vladovic	XS	3/20/09	Q2 2017	\$22,892
2944	HUERTA EL	Garcia	XP	6/9/10	Q3 2017	\$112,336
8189	IRVING MS	Kayser	E	3/19/09	Q2 2017	\$144,904
2943	JONES EL	Garcia	E	10/13/09	Q2 2017	\$86,612
8208	KING MS	Kayser	E	6/8/09	Q2 2017	\$393,412

Loc Code	Site Name	Board Member	ESC	Last Network Upgrade	Anticipated Completion	Estimated Total
8727	KING--DREW MED MAG	Vladovic	S	12/15/09	Q3 2017	\$379,252
6869	KNOX EL	Vladovic	S	10/23/09	Q2 2017	\$224,672
7399	KORENSTEIN EL	Ratliff	N	10/19/09	Q2 2017	\$136,408
8501	LA HS ARTS @RFK	Garcia	XP	7/15/09	Q2 2017	\$97,232
2543	LAFAYETTE PARK PC	Garcia	E	8/19/10	Q4 2017	\$33,512
8217	LAWRENCE MS	Galatzan	N	10/30/09	Q2 2017	\$349,044
8226	LE CONTE MS	Zimmer	W	7/28/10	Q3 2017	\$209,804
8729	LINCOLN SH (multiple schools)	Garcia	E	4/12/10	Q3 2017	\$379,960
4973	LORNE EL	Ratliff	N	10/8/09	Q2 2017	\$138,532
1948	LOWMAN SP ED CTR	Ratliff	N	3/31/10	Q3 2017	\$34,456
5014	LOYOLA VILLAGE EL	Zimmer	W	3/31/09	Q2 2017	\$91,096
2544	MACARTHUR PARK VPA	Garcia	E	8/18/10	Q4 2017	\$127,912
8228	MACLAY MS	Ratliff	N	6/29/09	Q2 2017	\$206,028
8235	MARINA DEL REY MS	Zimmer	W	10/4/10	Q4 2017	\$168,976
8425	MARK TWAIN MS	Zimmer	XP	8/27/10	Q4 2017	\$161,660
8611	MENDEZ LC MATH/SCI	Garcia	XP	6/25/09	Q2 2017	\$155,996
3500	MIDCITY PRESCOTT MAG	McKenna	W	9/7/10	Q4 2017	\$59,472
8238	MILLIKAN MS	Galatzan	N	8/11/10	Q4 2017	\$518,020
8666	MONETA HS	Vladovic	XS	9/28/09	Q2 2017	\$22,534
7402	MOSK EL	Zimmer	N	7/15/10	Q3 2017	\$123,192
8916	MT LUKENS HS	Ratliff	XS	7/14/09	Q2 2017	\$22,420
8264	NIGHTINGALE MS	Kayser	E	7/8/09	Q2 2017	\$194,228
8513	NORTHRIDGE ACAD SH	Galatzan	N	1/25/10	Q3 2017	\$256,768
8283	NORTHRIDGE MS	Galatzan	N	8/18/10	Q4 2017	\$193,520
6868	OBAMA GLBL PREP ACAD	McKenna	XP	5/14/10	Q3 2017	\$202,960
5153	ORCHARD ACADEMIES (multiple schools)	Kayser	S	5/12/10	Q3 2017	\$216,412
6005	PARK AVE EL	Kayser	S	5/3/10	Q3 2017	\$143,724
1953	PEREZ SP ED CTR	Garcia	E	1/28/09	Q2 2017	\$75,992
8909	PHOENIX HS	Zimmer	XS	7/14/10	Q3 2017	\$22,534
8107	PORTOLA MS	Zimmer	N	5/22/09	Q2 2017	\$430,700
8731	PUEBLO DE LA HS	Garcia	XS	4/12/10	Q3 2017	\$21,948
8807	RAMONA HS	Garcia	XS	3/9/09	Q2 2017	\$22,534
7783	RFK NEW OPEN WLD ACAD	Garcia	XP	7/15/09	Q2 2017	\$270,692
5385	RIORDAN PC	Kayser	E	10/25/10	Q4 2017	\$59,708
8867	RIVERA LC(SRHS #2 multiple sites)	Vladovic	XP	11/15/10	Q4 2017	\$105,256
8702	SAN ANTONIO HS	Kayser	XS	9/3/09	Q2 2017	\$24,544
8850	SAN PEDRO SH	Vladovic	S	6/25/10	Q3 2017	\$645,224
7404	SANTANA ARTS ACADEMY	Ratliff	N	7/8/10	Q3 2017	\$136,880
8206	SCH VIS ARTS/HUM@RFK	Garcia	XP	7/15/09	Q2 2017	\$106,908
8363	SEPULVEDA MS	Ratliff	N	7/8/10	Q3 2017	\$383,500
6671	SHENANDOAH EL	McKenna	W	7/29/10	Q3 2017	\$113,516
6753	SIERRA PARK EL	Garcia	E	12/21/10	Q4 2017	\$115,640
6905	STANFORD PC	Kayser	S	9/7/10	Q4 2017	\$37,288
8396	SUN VALLEY MS	Ratliff	XP	7/31/09	Q2 2017	\$246,856
8093	SUN VALLEY SH	Ratliff	XP	8/5/09	Q2 2017	\$148,444
8406	SUTTER MS	Zimmer	N	7/7/10	Q3 2017	\$270,692
8883	THOREAU HS	Zimmer	XS	9/28/10	Q4 2017	\$24,780
7178	TOLAND WAY EL	Kayser	E	5/5/10	Q3 2017	\$86,376

Loc Code	Site Name	Board Member	ESC	Last Network Upgrade	Anticipated Completion	Estimated Total
8606	TORRES (multiple schools)	Garcia	XP	8/3/10	Q4 2017	\$528,404
7260	TWEEDY EL	Kayser	S	11/8/10	Q4 2017	\$159,064
7780	UCLA COMMUNITY SCH	Garcia	XP	7/15/09	Q2 2017	\$238,124
7390	VALLEY ALTERN MAG	Galatzan	N	7/31/09	Q2 2017	\$142,780
7400	VISTA DEL VALLE ACAD	Ratliff	N	8/6/10	Q4 2017	\$106,672
8481	WEBSTER MS	Zimmer	W	9/8/10	Q4 2017	\$122,720
2542	WHITE EL	Garcia	E	9/15/10	Q4 2017	\$81,656
8487	WHITE MS	Vladovic	S	8/21/09	Q2 2017	\$398,840
8490	WILMINGTON MS	Vladovic	S	3/26/10	Q3 2017	\$343,616
6872	WISDOM EL	Vladovic	S	4/26/10	Q3 2017	\$221,604
8493	WRIGHT MS	Zimmer	W	8/21/09	Q2 2017	\$153,164
8598	YOUNG HS	McKenna	XS	12/1/09	Q3 2017	\$9,204
						\$29,530,192

IT Network Equipment Upgrades (65 Schools)

Loc Code	Site Name	Board District	Original Anticipated Completion	Revised Anticipated Completion	Original Project Budget	Additional Bond for Increased Scope	Revised Project Budget
8563	ANGELOU COMM FN ARTS	7	Q1 2018	Q4 2019	\$119,306		\$119,306
2269	BALBOA G/HA MAG (ES)	3	Q4 2017	Q3 2019	\$99,862		\$99,862
2438	BERTRAND ES	6	Q3 2017	Q2 2020	\$99,862		\$99,862
6867	BRIDGES SCHOOL	7	Q2 2018	Q4 2019	\$144,236		\$144,236
2740	CANFIELD EL	1	Q3 2017	Q3 2020	\$98,263		\$98,263
3123	CLOVER EL	1	Q4 2017	Q1 2020	\$101,513		\$101,513
6342	COEUR D ALENE EL	4	Q3 2017	Q3 2019	\$105,708		\$105,708
5016	COUGHLIN ES	6	Q3 2017	Q1 2020	\$112,173		\$112,173
3329	DAHLIA HTS EL *	5	Q4 2017	Q3 2020	\$99,862	\$246,992	\$346,853
3340	DARBY AVE CHARTER (ES)	3	Q4 2017	Q2 2020	\$88,513		\$88,513
3438	DIXIE CYN COMM CHTR (ES)	3	Q1 2018	Q3 2019	\$99,862		\$99,862
7667	DYMALLY SH TAD (HS)	7	Q2 2018	Q3 2019	\$101,509		\$101,509
3545	EL ORO WAY CHTR CES	3	Q3 2017	Q2 2020	\$157,903		\$157,903
3640	ESHELMAN ES	7	Q3 2017	Q4 2019	\$109,612		\$109,612
3890	FLORENCE EL	7	Q1 2018	Q4 2019	\$98,896		\$98,896
4055	GARDEN GROVE ES	6	Q3 2017	Q2 2020	\$88,513		\$88,513
4110	GAULT ES	3	Q3 2017	Q2 2020	\$88,513		\$88,513
2385	GRATTS LA FOR YS	2	Q4 2017	Q1 2020	\$98,263		\$98,263
4425	HARBOR CITY ES	7	Q4 2017	Q4 2019	\$109,612		\$109,612
8713	HAWKINS SH C/DAGS	1	Q2 2018	Q1 2020	\$154,613		\$154,613
4473	HAYNES CES	3	Q4 2017	Q2 2020	\$99,862		\$99,862
4616	HUMPHREYS EL	2	Q3 2017	Q1 2020	\$98,896		\$98,896
4671	IVANHOE EL	5	Q4 2017	Q2 2020	\$99,862		\$99,862
2311	LAMOTTE ES-POINDEXTER	1	Q1 2018	Q1 2020	\$118,280		\$118,280
4764	LANAI EL	4	Q1 2018	Q3 2019	\$99,862		\$99,862
2312	LAWSON ACADEMY/SOUTH REGION EL #11	1	Q2 2018	Q2 2020	\$118,280		\$118,280
8921	LEGACY SH STEAM	5	Q2 2018	Q3 2020	\$152,417		\$152,417
4904	LOGAN EL	5	Q3 2017	Q3 2019	\$110,244		\$110,244
4982	LOS ANGELES EL	2	Q4 2017	Q1 2020	\$98,896		\$98,896
4986	LOS FELIZ EL	5	Q1 2018	Q4 2019	\$109,612		\$109,612
5068	MAIN ST EL	7	Q1 2018	Q1 2020	\$98,896		\$98,896
8866	MARQUEZ SH HPIAM	5	Q2 2018	Q4 2019	\$148,754		\$148,754
5178	MARVIN EL	1	Q3 2017	Q1 2020	\$98,896		\$98,896
5247	MENLO EL	1	Q2 2018	Q3 2020	\$98,896		\$98,896
8760	MIDDLE COLLEGE HS	1	Q2 2018	Q3 2019	\$94,360		\$94,360
2313	MOORE M/S/T ACAD (ES)	7	Q2 2018	Q3 2019	\$77,768		\$77,768
5411	MT WASHINGTON EL *	5	Q4 2017	Q3 2020	\$99,862	\$228,341	\$328,203
5425	MULTNOMAH EL	2	Q2 2018	Q2 2020	\$109,612		\$109,612
5438	MURCHISON EL	2	Q1 2018	Q1 2020	\$110,244		\$110,244
5173	NAVA LA SCH ART&CULT	2	Q1 2018	Q4 2019	\$134,646		\$134,646
5452	NESTLE AVE CHARTER (ES)	4	Q4 2017	Q3 2020	\$99,862		\$99,862
2378	NUEVA VISTA EL	5	Q4 2017	Q2 2020	\$137,739		\$137,739
2302	OBAMA EL	6	Q2 2018	Q3 2020	\$90,111		\$90,111
6068	PINEWOOD ES	6	Q3 2017	Q1 2020	\$98,263		\$98,263
2306	PLAYA VISTA EL	4	Q2 2018	Q3 2019	\$81,269		\$81,269
2384	POLITI EL	2	Q4 2017	Q4 2019	\$110,244		\$110,244
2303	PORTER RANCH COMM SCHOOL	3	Q1 2018	Q3 2019	\$97,332		\$97,332

Loc Code	Site Name	Board District	Original Anticipated Completion	Revised Anticipated Completion	Original Project Budget	Additional Bond for Increased Scope	Revised Project Budget
8868	RANCHO DOMINGZ PREP	7	Q4 2017	Q4 2019	\$125,153		\$125,153
2308	RIDE EL SMART ACAD (ES)	5	Q2 2018	Q3 2019	\$77,768		\$77,768
6315	RIVERSIDE DR CS (ES)	3	Q2 2018	Q4 2019	\$145,994		\$145,994
6370	ROSEMONT EL *	2	Q4 2017	Q2 2020	\$123,244	\$539,261	\$662,505
6425	ROWAN EL *	2	Q1 2018	Q3 2020	\$98,896	\$744,670	\$843,565
6884	ROYBAL-ALLARD EL	5	Q2 2018	Q1 2020	\$138,027		\$138,027
6493	SAN PASCUAL EL *	5	Q1 2018	Q3 2020	\$109,612	\$241,280	\$350,892
6699	SHERMAN OAKS EL CS (ES)	3	Q4 2017	Q1 2020	\$94,993		\$94,993
8577	SOTOMAYOR LA LARS	5	Q1 2018	Q3 2020	\$119,306		\$119,306
6918	STATE EL *	5	Q1 2018	Q2 2020	\$110,244	\$501,655	\$611,900
7408	SYLMAR LDSHP ACAD (MS)	6	Q2 2018	Q4 2019	\$138,750		\$138,750
7192	TOLUCA ES	4	Q3 2017	Q2 2020	\$98,263		\$98,263
7370	UTAH EL *	2	Q1 2018	Q3 2020	\$110,244	\$539,586	\$649,830
8898	VALLEY ACAD ARTS/SCI	3	Q4 2017	Q3 2019	\$185,970		\$185,970
8943	WESTCHESTER-WESM HLTH/SPORTS MED (HS)	4	Q2 2018	Q4 2019	\$142,056		\$142,056
7699	WESTMINSTER EL	4	Q3 2017	Q3 2020	\$98,263		\$98,263
2309	WILLOW EL	5	Q1 2018	Q3 2019	\$78,361		\$78,361
7904	WOODLAWN EL *	5	Q4 2017	Q3 2020	\$98,896	\$547,267	\$646,163
					\$7,163,589	\$3,589,054	\$10,752,641

* Increased Scope of Work to include replacement of telephone and PA systems

Wireless Network Equipment Upgrade (160 Schools)

Loc Code	Site Name	Board District	Board Member	Local District	Anticipated Start	Anticipated Completion	Project Budget	Est. Potential E-Rate Amount
5863	116TH ST EL	7	DR. RICHARD VLADOVIC	S	Q3 2020	Q4 2020	\$74,917	\$40,496
7329	232ND PL EL	7	DR. RICHARD VLADOVIC	S	Q3 2020	Q4 2020	\$80,485	\$43,973
3808	52ND ST EL	1	DR. GEORGE J. MCKENNA, III	W	Q2 2021	Q3 2021	\$89,897	\$48,697
5548	92ND ST EL	7	DR. RICHARD VLADOVIC	S	Q2 2021	Q3 2021	\$88,170	\$47,785
5582	93RD ST EL	7	DR. RICHARD VLADOVIC	S	Q2 2021	Q3 2021	\$111,304	\$61,140
5521	95TH ST EL	1	DR. GEORGE J. MCKENNA, III	W	Q3 2020	Q4 2020	\$100,843	\$54,946
5534	99TH ST EL	7	DR. RICHARD VLADOVIC	S	Q2 2021	Q3 2021	\$84,587	\$45,791
2027	ALDAMA EL	5	JACKIE GOLDBERG	C	Q2 2021	Q3 2021	\$76,174	\$40,998
2110	ANATOLA AVE EL	6	KELLY GONEZ	NW	Q2 2021	Q3 2021	\$66,236	\$35,513
2117	ANDASOL AVE EL	3	SCOTT M. SCHMERELSON	NW	Q3 2020	Q4 2020	\$66,735	\$35,478
7722	ANGELOU COMMUNITY SH	7	DR. RICHARD VLADOVIC	C	Q2 2021	Q3 2021	\$137,556	\$77,092
8609	ARLETA SH	6	KELLY GONEZ	NE	Q2 2021	Q3 2021	\$132,153	\$72,409
2219	ASCOT AVE EL	5	JACKIE GOLDBERG	C	Q3 2020	Q4 2020	\$101,542	\$55,597
2269	BALBOA EL G/HG/HA MAG	3	SCOTT M. SCHMERELSON	NW	Q2 2021	Q3 2021	\$68,293	\$36,581
2274	BALDWIN HILLS EL	1	DR. GEORGE J. MCKENNA, III	W	Q3 2020	Q4 2020	\$66,088	\$36,158
2335	BECKFORD CES	3	SCOTT M. SCHMERELSON	NW	Q2 2021	Q3 2021	\$65,179	\$34,375
8060	BETHUNE MS	7	DR. RICHARD VLADOVIC	S	Q3 2020	Q4 2020	\$150,975	\$84,082
2479	BRADDOCK DR EL	4	NICK MELVOIN	W	Q3 2020	Q4 2020	\$69,447	\$38,149
8754	BRAVO SH MEDICAL MAG	2	MONICA GARCIA	E	Q2 2021	Q3 2021	\$137,217	\$76,929
6867	BRIDGES SCHOOL	7	DR. RICHARD VLADOVIC	S	Q3 2020	Q4 2020	\$128,097	\$71,763
2527	BROAD AVE EL	7	DR. RICHARD VLADOVIC	S	Q3 2020	Q4 2020	\$83,220	\$45,028
3829	BROADOUS EL	6	KELLY GONEZ	NE	Q3 2020	Q4 2020	\$76,170	\$40,579
2589	BRYSON AVE EL	5	JACKIE GOLDBERG	E	Q2 2021	Q3 2021	\$98,158	\$53,538
8612	BURKE HS	6	KELLY GONEZ	NE	Q3 2020	Q4 2020	\$32,277	\$15,939
2726	CAMELLIA AVE EL	6	KELLY GONEZ	NE	Q2 2021	Q3 2021	\$86,437	\$45,857
2753	CANOGA PARK EL	3	SCOTT M. SCHMERELSON	NW	Q3 2020	Q4 2020	\$84,461	\$45,935
2781	CANTERBURY AVE EL	6	KELLY GONEZ	NE	Q3 2020	Q4 2020	\$102,260	\$56,960
2815	CAROLDALE LC	7	DR. RICHARD VLADOVIC	S	Q3 2020	Q4 2020	\$91,027	\$50,480
2822	CARPENTER COMM CHTR	3	SCOTT M. SCHMERELSON	NE	Q2 2021	Q3 2021	\$96,661	\$52,556
2890	CATSKILL AVE EL	7	DR. RICHARD VLADOVIC	S	Q3 2020	Q4 2020	\$72,798	\$39,123
3002	CHARNOCK ROAD EL	1	DR. GEORGE J. MCKENNA, III	W	Q3 2020	Q4 2020	\$62,263	\$33,293

Loc Code	Site Name	Board District	Board Member	Local District	Anticipated Start	Anticipated Completion	Project Budget	Est. Potential E-Rate Amount
3027	CHATSWORTH PARK EL	3	SCOTT M. SCHMERELSON	NW	Q3 2020	Q4 2020	\$63,463	\$34,482
3096	CITY TERRACE EL	5	JACKIE GOLDBERG	E	Q2 2021	Q3 2021	\$61,431	\$32,498
3123	CLOVER AVE EL	1	DR. GEORGE J. MCKENNA, III	W	Q3 2021	Q4 2021	\$70,012	\$37,643
6342	COEUR D ALENE AVE EL	4	NICK MELVOIN	W	Q3 2021	Q4 2021	\$62,408	\$33,268
3192	COMMONWLTH AVE EL	2	MONICA GARCIA	C	Q3 2021	Q4 2021	\$78,930	\$42,484
2741	COMMUNITY EL MAG CS	4	NICK MELVOIN	W	Q3 2021	Q4 2021	\$56,329	\$29,817
5016	COUGHLIN EL	6	KELLY GONEZ	NE	Q3 2021	Q4 2021	\$71,290	\$38,316
3260	COWAN AVE EL	4	NICK MELVOIN	W	Q3 2021	Q4 2021	\$59,770	\$31,322
3302	CRESTWOOD ST EL	7	DR. RICHARD VLADOVIC	S	Q3 2021	Q4 2021	\$65,971	\$35,014
3384	DEL AMO EL	7	DR. RICHARD VLADOVIC	S	Q3 2020	Q4 2020	\$67,169	\$36,612
3425	DENKER AVE EL	7	DR. RICHARD VLADOVIC	S	Q3 2020	Q4 2020	\$81,471	\$44,722
3438	DIXIE CYN CC	3	SCOTT M. SCHMERELSON	NE	Q3 2021	Q4 2021	\$77,842	\$42,413
3452	DOLORES ST EL	7	DR. RICHARD VLADOVIC	S	Q3 2020	Q4 2020	\$79,012	\$43,758
3493	DYER ST EL	6	KELLY GONEZ	NE	Q3 2020	Q4 2020	\$91,619	\$50,200
3541	EL DORADO AVE EL	6	KELLY GONEZ	NE	Q3 2020	Q4 2020	\$70,773	\$37,561
3575	ELYSIAN HEIGHTS EL	5	JACKIE GOLDBERG	C	Q3 2021	Q4 2021	\$54,864	\$28,624
3616	ENCINO CEL	4	NICK MELVOIN	NW	Q3 2021	Q4 2021	\$65,448	\$34,799
3220	ESCUTIA PC	5	JACKIE GOLDBERG	E	Q3 2021	Q4 2021	\$51,265	\$26,541
3699	EVERGREEN AVE EL	2	MONICA GARCIA	E	Q3 2021	Q4 2021	\$94,705	\$51,014
3712	FAIR AVE EL	6	KELLY GONEZ	NE	Q4 2020	Q1 2021	\$103,097	\$56,259
3740	FARMDALE EL	2	MONICA GARCIA	E	Q3 2021	Q4 2021	\$83,101	\$45,360
8127	FLEMING MS	7	DR. RICHARD VLADOVIC	S	Q4 2020	Q1 2021	\$145,304	\$82,347
3890	FLORENCE AVE EL	7	DR. RICHARD VLADOVIC	E	Q3 2021	Q4 2021	\$101,964	\$56,467
4027	FULLBRIGHT AVE EL	4	NICK MELVOIN	NW	Q4 2020	Q1 2021	\$59,864	\$31,466
8142	FULTON COLLEGE PREP	6	KELLY GONEZ	NE	Q4 2020	Q1 2021	\$166,139	\$92,102
8151	GAGE MS	5	JACKIE GOLDBERG	E	Q4 2020	Q1 2021	\$134,559	\$73,853
4096	GATES ST EL	2	MONICA GARCIA	E	Q3 2021	Q4 2021	\$81,671	\$44,114
4117	GERMAIN ACAD AA	3	SCOTT M. SCHMERELSON	NW	Q3 2021	Q4 2021	\$75,161	\$40,280
4219	GRAHAM EL	7	DR. RICHARD VLADOVIC	S	Q3 2021	Q4 2021	\$89,601	\$48,410
4233	GRANADA CC	3	SCOTT M. SCHMERELSON	NW	Q4 2020	Q1 2021	\$63,966	\$33,827
4247	GRAND VW BL EL	4	NICK MELVOIN	W	Q4 2020	Q1 2021	\$84,419	\$46,810
4274	GRAPE ST EL	7	DR. RICHARD VLADOVIC	S	Q4 2020	Q1 2021	\$84,342	\$46,367
4301	GRIFFIN AVE EL	2	MONICA GARCIA	E	Q3 2021	Q4 2021	\$61,994	\$32,586
4315	GULF AVE EL	7	DR. RICHARD VLADOVIC	S	Q4 2020	Q1 2021	\$92,056	\$51,209
4329	HADDON AVE EL	6	KELLY GONEZ	NE	Q3 2021	Q4 2021	\$100,320	\$54,836
8169	HALE CHARTER ACADEMY	3	SCOTT M. SCHMERELSON	NW	Q4 2020	Q1 2021	\$122,367	\$75,167
4342	HALLDALE EL	7	DR. RICHARD VLADOVIC	S	Q4 2020	Q1 2021	\$64,739	\$34,220

Loc Code	Site Name	Board District	Board Member	Local District	Anticipated Start	Anticipated Completion	Project Budget	Est. Potential E-Rate Amount
6274	HAMASAKI EL	2	MONICA GARCIA	E	Q4 2020	Q1 2021	\$66,809	\$35,425
4425	HARBOR CITY EL	7	DR. RICHARD VLADOVIC	S	Q3 2021	Q4 2021	\$69,027	\$37,023
4515	HERRICK AVE EL	6	KELLY GONEZ	NE	Q3 2021	Q4 2021	\$77,621	\$41,712
4528	HILLCREST DR EL	1	DR. GEORGE J. MCKENNA, III	W	Q4 2020	Q1 2021	\$97,094	\$54,000
4575	HOOPER AVE EL	5	JACKIE GOLDBERG	C	Q4 2020	Q1 2021	\$102,382	\$56,113
4589	HOOVER ST EL	2	MONICA GARCIA	C	Q3 2021	Q4 2021	\$103,981	\$56,730
6920	HOPE ST EL	5	JACKIE GOLDBERG	E	Q3 2021	Q4 2021	\$74,456	\$39,937
2391	HUNTINGTN PK EL	5	JACKIE GOLDBERG	E	Q4 2021	Q1 2023	\$63,289	\$33,348
8700	HUNTINGTN PK SH	5	JACKIE GOLDBERG	E	Q4 2020	Q1 2021	\$208,171	\$116,434
4671	IVANHOE EL	5	JACKIE GOLDBERG	C	Q4 2021	Q1 2023	\$53,273	\$28,352
4692	JUSTICE ST ACAD CHTR	3	SCOTT M. SCHMERELSON	NW	Q4 2021	Q1 2022	\$64,824	\$34,513
4699	KENTER CANYON EC	4	NICK MELVOIN	W	Q4 2021	Q1 2022	\$61,793	\$32,677
6179	KINGSLEY EL	5	JACKIE GOLDBERG	W	Q4 2021	Q1 2022	\$66,600	\$35,460
4762	KNOLLWOOD PREP ACAD	3	SCOTT M. SCHMERELSON	NW	Q4 2020	Q1 2021	\$58,767	\$31,283
4764	LANAI RD EL	4	NICK MELVOIN	NW	Q4 2021	Q1 2022	\$67,238	\$36,534
4790	LASSEN EL	6	KELLY GONEZ	NW	Q4 2021	Q1 2022	\$75,410	\$41,467
2312	LAWSON ACAD A/M/S EL	1	DR. GEORGE J. MCKENNA, III	W	Q4 2020	Q1 2021	\$77,627	\$42,776
2307	LEE EL MED HLTH MAG	2	MONICA GARCIA	C	Q4 2020	Q1 2021	\$64,639	\$33,838
4849	LEMAY ST EL	3	SCOTT M. SCHMERELSON	NW	Q4 2020	Q1 2021	\$54,558	\$28,640
4877	LILLIAN ST EL	5	JACKIE GOLDBERG	E	Q4 2020	Q1 2021	\$62,047	\$32,285
4887	LOCKHURST DR CEL	3	SCOTT M. SCHMERELSON	NW	Q4 2020	Q1 2021	\$75,790	\$41,009
8200	LOS ANGELES ACAD MS	7	DR. RICHARD VLADOVIC	C	Q4 2020	Q1 2021	\$135,244	\$74,960
4982	LOS ANGELES EL	2	MONICA GARCIA	C	Q4 2021	Q1 2022	\$87,364	\$47,758
8736	LOS ANGELES SH	1	DR. GEORGE J. MCKENNA, III	W	Q4 2020	Q1 2021	\$187,946	\$104,984
8230	MADISON MS	3	SCOTT M. SCHMERELSON	NE	Q1 2021	Q2 2021	\$143,454	\$79,765
5068	MAIN ST EL	7	DR. RICHARD VLADOVIC	C	Q4 2021	Q1 2022	\$94,343	\$51,924
5082	MALABAR ST EL	2	MONICA GARCIA	E	Q4 2021	Q1 2022	\$78,885	\$41,519
5178	MARVIN EL	1	DR. GEORGE J. MCKENNA, III	W	Q4 2021	Q1 2022	\$101,136	\$55,259
8882	MAYWOOD ACADEMY SH	5	JACKIE GOLDBERG	E	Q4 2021	Q1 2022	\$109,007	\$59,590
2381	MAYWOOD EL	5	JACKIE GOLDBERG	E	Q4 2021	Q1 2022	\$62,316	\$32,892
6658	MCKINLEY AVE EL	7	DR. RICHARD VLADOVIC	S	Q1 2021	Q2 2021	\$80,561	\$43,611
7342	MEYLER ST EL	7	DR. RICHARD VLADOVIC	S	Q1 2021	Q2 2021	\$83,297	\$46,171
5288	MICHELTORENA ST EL	5	JACKIE GOLDBERG	C	Q4 2021	Q1 2022	\$61,538	\$32,418
5315	MILES AVE EL	5	JACKIE GOLDBERG	E	Q1 2021	Q2 2021	\$121,364	\$67,333
2313	MOORE M/S/T ACAD	7	DR. RICHARD VLADOVIC	S	Q1 2021	Q2 2021	\$76,708	\$41,765
5397	MORNINGSIDE EL	6	KELLY GONEZ	NE	Q1 2021	Q2 2021	\$83,599	\$45,374
5452	NESTLE AVE CHARTER	4	NICK MELVOIN	NW	Q4 2021	Q1 2022	\$69,555	\$37,786
8545	NEWMARK HS	2	MONICA GARCIA	C	Q4 2021	Q1 2022	\$23,026	\$10,347

Loc Code	Site Name	Board District	Board Member	Local District	Anticipated Start	Anticipated Completion	Project Budget	Est. Potential E-Rate Amount
2302	OBAMA EL	6	KELLY GONEZ	NE	Q1 2021	Q2 2021	\$80,730	\$44,120
5889	OPEN CHARTER MAG	4	NICK MELVOIN	W	Q1 2021	Q2 2021	\$49,246	\$25,705
5894	OSCEOLA ST EL	6	KELLY GONEZ	NE	Q1 2021	Q2 2021	\$55,557	\$29,398
5904	OVERLAND AVE EL	1	DR. GEORGE J. MCKENNA, III	W	Q4 2021	Q1 2022	\$73,177	\$39,342
5959	PALISADES CEL	4	NICK MELVOIN	W	Q4 2021	Q1 2022	\$62,212	\$32,818
8340	PALMS MS	1	DR. GEORGE J. MCKENNA, III	W	Q4 2021	Q1 2022	\$129,774	\$71,425
5604	PANORAMA CITY EL	6	KELLY GONEZ	NW	Q4 2021	Q1 2022	\$75,683	\$40,572
6013	PARK WSTN PL EL	7	DR. RICHARD VLADOVIC	S	Q1 2021	Q2 2021	\$68,783	\$36,901
6052	PASEO DEL REY EL MAG	4	NICK MELVOIN	W	Q4 2021	Q1 2022	\$67,597	\$35,933
6110	PLAYA DEL REY EL	4	NICK MELVOIN	W	Q1 2021	Q2 2021	\$53,316	\$28,510
2306	PLAYA VISTA EL	4	NICK MELVOIN	W	Q1 2021	Q2 2021	\$73,097	\$40,345
6123	PLUMMER EL	6	KELLY GONEZ	NW	Q1 2021	Q2 2021	\$93,480	\$51,002
2384	POLITI EL	2	MONICA GARCIA	C	Q4 2021	Q1 2022	\$89,881	\$49,463
6140	POMELO COMMUNITY CS	3	SCOTT M. SCHMERELSON	NW	Q1 2021	Q2 2021	\$72,403	\$39,076
2303	PORTER RANCH SCHOOL	3	SCOTT M. SCHMERELSON	NW	Q1 2021	Q2 2021	\$118,262	\$68,606
6148	PRESIDENT AVE EL	7	DR. RICHARD VLADOVIC	S	Q1 2021	Q2 2021	\$73,349	\$39,824
6233	RESEDA EL	3	SCOTT M. SCHMERELSON	NW	Q4 2021	Q1 2022	\$59,509	\$31,603
6288	RIO VISTA EL	3	SCOTT M. SCHMERELSON	NE	Q1 2022	Q2 2022	\$66,617	\$35,472
6315	RIVERSIDE DR CS	3	SCOTT M. SCHMERELSON	NE	Q1 2022	Q2 2022	\$79,001	\$42,922
6356	ROSCOE EL	6	KELLY GONEZ	NE	Q1 2022	Q2 2022	\$90,251	\$49,259
6363	ROSCOMARE RD EL	4	NICK MELVOIN	W	Q1 2022	Q2 2022	\$58,826	\$30,809
6452	SAN FERNANDO EL	6	KELLY GONEZ	NE	Q1 2021	Q2 2021	\$86,341	\$47,161
8716	SANTEE EC	2	MONICA GARCIA	C	Q1 2022	Q2 2022	\$175,983	\$97,626
6665	SHARP AVE EL	6	KELLY GONEZ	NE	Q1 2022	Q2 2022	\$87,912	\$47,602
6699	SHERMAN OAKS EL CS	3	SCOTT M. SCHMERELSON	NE	Q1 2022	Q2 2022	\$92,316	\$50,877
6712	SHIRLEY AVE EL	3	SCOTT M. SCHMERELSON	NW	Q1 2022	Q2 2022	\$79,365	\$43,103
9328	SLAWSON OCC CTR	5	JACKIE GOLDBERG	C	Q1 2022	Q2 2022	\$72,718	\$39,172
6836	SOLANO AVE EL	2	MONICA GARCIA	E	Q1 2022	Q2 2022	\$41,175	\$20,560
8377	SOUTH GATE MS	5	JACKIE GOLDBERG	E	Q1 2021	Q2 2021	\$144,913	\$78,156
8871	SOUTH GATE SH	5	JACKIE GOLDBERG	E	Q1 2022	Q2 2022	\$192,849	\$109,651
6863	SOUTH PARK EL	7	DR. RICHARD VLADOVIC	S	Q1 2021	Q2 2021	\$105,330	\$59,368
6870	SOUTH SHORES EL PA MG	7	DR. RICHARD VLADOVIC	S	Q1 2022	Q2 2022	\$56,463	\$29,834
6904	STANFORD AVE EL	5	JACKIE GOLDBERG	E	Q1 2021	Q2 2021	\$78,211	\$42,957
6973	SUNLAND EL	6	KELLY GONEZ	NE	Q1 2021	Q2 2021	\$71,569	\$39,030
7007	SUPERIOR ST EL	3	SCOTT M. SCHMERELSON	NW	Q1 2022	Q2 2022	\$68,005	\$36,766
7408	SYLMAR LDSHP ACAD	6	KELLY GONEZ	NE	Q1 2021	Q2 2021	\$102,609	\$56,768
7035	TAPER AVE EL	7	DR. RICHARD VLADOVIC	S	Q1 2022	Q2 2022	\$84,643	\$45,909
7041	TARZANA EL	4	NICK MELVOIN	NW	Q1 2021	Q2 2021	\$65,122	\$35,241

Loc Code	Site Name	Board District	Board Member	Local District	Anticipated Start	Anticipated Completion	Project Budget	Est. Potential E-Rate Amount
7198	TOPANGA EL CS	4	NICK MELVOIN	W	Q2 2021	Q3 2021	\$52,201	\$27,565
7205	TOWNE AVE EL	7	DR. RICHARD VLADOVIC	S	Q2 2021	Q3 2021	\$63,772	\$34,206
8898	VALLEY ACAD ARTS/SCI	3	SCOTT M. SCHMERELSON	NW	Q1 2022	Q2 2022	\$111,561	\$61,322
7422	VAN GOGH CHTR	3	SCOTT M. SCHMERELSON	NW	Q1 2022	Q2 2022	\$65,595	\$35,059
8434	VAN NUYS MS	3	SCOTT M. SCHMERELSON	NE	Q2 2021	Q3 2021	\$99,372	\$53,982
7466	VENA AVE EL	6	KELLY GONEZ	NE	Q1 2022	Q2 2022	\$78,455	\$42,536
8462	VIRGIL MS	2	MONICA GARCIA	C	Q2 2021	Q3 2021	\$130,684	\$72,041
7634	WEIGAND AVE EL	7	DR. RICHARD VLADOVIC	S	Q2 2021	Q3 2021	\$67,430	\$35,970
3311	WESTSIDE GLBL AWR MAG	4	NICK MELVOIN	W	Q2 2021	Q3 2021	\$57,366	\$30,679
7740	WESTWOOD CEL	4	NICK MELVOIN	W	Q1 2022	Q2 2022	\$84,633	\$45,823
7767	WHITE POINT EL	7	DR. RICHARD VLADOVIC	S	Q1 2022	Q2 2022	\$57,627	\$30,192
7774	WILBUR CEA	4	NICK MELVOIN	NW	Q1 2022	Q2 2022	\$78,629	\$42,192
7836	WINNETKA AVE EL	3	SCOTT M. SCHMERELSON	NW	Q1 2022	Q2 2022	\$63,614	\$33,889
7849	WONDERLAND AVE EL	4	NICK MELVOIN	W	Q1 2022	Q2 2022	\$54,688	\$28,499
8344	WOODLAND HILLS ACAD	4	NICK MELVOIN	NW	Q2 2021	Q3 2021	\$103,964	\$56,796
4658	YES ACADEMY	1	DR. GEORGE J. MCKENNA, III	W	Q2 2021	Q3 2021	\$93,392	\$52,105
							\$13,524,059	\$7,362,760

APPENDIX C: TELECOMMUNICATION PROJECT SCHOOLS

School Telecommunications Modernization Project (40 Schools)

Loc Code	Site Name	Original Anticipated Start	Revised Anticipated Start	Original Anticipated Completion	Original Budget	Funds Available From Completed Projects	Revised Budget
3808	52ND ST EL	Q4 2017	Complete	Q1 2018	\$483,450	\$200,429	\$283,021
5111	ALEXANDER SCI CTR SC	Q3 2018	Q1 2019	Q4 2018	\$537,130		\$537,130
2041	ALEXANDRIA EL	Q3 2017	Complete	Q4 2017	\$388,163	\$109,243	\$278,920
6426	AMANECER PC	Q4 2017	Complete	Q1 2018	\$166,516	\$16,096	\$150,420
8529	BANNING SH/AVALON HS	Q1 2018	Complete	Q2 2018	\$1,167,199	\$49,233	\$1,117,966
8536	BELL SH	Q3 2018	Q1 2019	Q4 2018	\$1,487,306		\$1,487,306
2706	CALAHAN COMM CHTR	Q3 2018	Q4 2018	Q4 2018	\$644,435		\$644,435
8730	CDS WEST HOLLYWOOD	Q3 2017	Complete	Q4 2017	\$132,682	\$38,548	\$94,134
3014	CHASE EL	Q3 2018	Q3 2018	Q4 2018	\$829,939		\$829,939
7432	COLUMBUS AVE EL	Q3 2017	Complete	Q4 2017	\$314,280	\$106,911	\$207,369
8102	COLUMBUS MS	Q1 2018	Complete	Q2 2018	\$569,762	\$185,000	\$384,762
3260	COWAN AVE EL	Q1 2018	Complete	Q2 2018	\$274,232	\$73,916	\$200,316
2386	DEL OLMO EL	Q4 2017	Complete	Q1 2018	\$388,163	\$107,217	\$280,946
8600	DORSEY SH/VIEW PARK CHS	Q2 2017	Complete	Q3 2017	\$671,264	\$146,162	\$525,102
8738	DOWNTOWN BUSINESS MAGNET	Q4 2017	Complete	Q1 2018	\$166,516	\$5,863	\$160,653
3545	EL ORO WAY CHTR ENRICH SCI	Q2 2018	Q1 2019	Q3 2018	\$274,232		\$274,232
8132	FOSHAY LC	Q1 2018	Completed by another project	Q2 2018	\$825,299	\$825,299	\$0
8664	GARDENA SH/MONETA CHS	Q2 2017	Complete	Q3 2017	\$1,028,247	\$305,695	\$722,552
4068	GARDNER EL	Q1 2018	Complete	Q2 2018	\$268,017	\$79,087	\$188,930
4295	GRIDLEY EL	Q3 2017	Complete	Q4 2017	\$443,402	\$169,008	\$274,394
4681	HARMONY EL	Q3 2017	Complete	Q4 2017	\$403,353	\$162,644	\$240,709
4692	JUSTICE ST ACAD CHTR	Q3 2017	Complete	Q4 2017	\$274,232	\$97,449	\$176,783
4781	LANKERSHIM EL	Q4 2017	Complete	Q1 2018	\$341,900	\$100,477	\$241,423
1947	LOKRANTZ SP ED CTR	Q3 2017	Complete	Q4 2017	\$187,921	\$825	\$187,096
4973	LORNE EL	Q1 2018	Complete	Q2 2018	\$329,471	\$95,825	\$233,646
7220	MAPLE PC	Q2 2017	Complete	Q3 2017	\$211,906	\$0	\$211,906
5192	MAR VISTA EL	Q3 2018	Q4 2018	Q4 2018	\$693,334		\$693,334
8259	MULHOLLAND MS	Q2 2018	Q1 2019	Q3 2018	\$1,121,834		\$1,121,834
8268	NIMITZ MS	Q3 2018	Q3 2018	Q4 2018	\$1,878,641		\$1,878,641
2378	NUEVA VISTA EL	Q2 2018	Q1 2019	Q3 2018	\$483,450		\$483,450
1953	PEREZ SP ED CTR	Q1 2018	Complete	Q2 2018	\$489,665	\$162,879	\$326,786
3247	PLASENCIA EL	Q3 2018	Q1 2019	Q4 2018	\$984,992		\$984,992
6158	PURCHE EL	Q4 2017	Complete	Q1 2018	\$381,948	\$150,461	\$231,487
1917	RILEY HS@ COMPTON ES	Q2 2018	Q1 2019	Q3 2018	\$1,042,658		\$1,042,658
7356	UNION AVE EL	Q2 2018	Q4 2018	Q3 2018	\$978,778		\$978,778
7521	VICTORY BLVD EL	Q3 2018	Q3 2018	Q4 2018	\$772,698		\$772,698
8748	WEST ADAMS PREP SH	Q2 2017	Complete	Q3 2017	\$785,194	\$200,437	\$584,757
1957	WILLENBERG SP ED CTR	Q2 2018	Q4 2018	Q3 2018	\$788,652		\$788,652

Loc Code	Site Name	Original Anticipated Start	Revised Anticipated Start	Original Anticipated Completion	Original Budget	Funds Available From Completed Projects	Revised Budget
7822	WINDSOR M/S AERO MAG	Q2 2018	Q4 2018	Q3 2018	\$711,834		\$711,834
8948	YOUTH OPP UNLTD ALT HS	Q4 2017	Completed by another project	Q1 2018	\$200,350	\$200,350	\$0
					\$24,123,046	\$3,589,054	\$20,533,992

School Telecommunications Modernization Project (16 Schools)

Loc Code	Site Name	Board District	Anticipated Start	Anticipated Completion	Project Budget	Estimated E-Rate	Total
2616	BUDLONG EL	1	Q1 2020	Q2 2020	\$1,417,607	\$93,882	\$1,511,489
4260	GRANT ES	5	Q3 2019	Q4 2019	\$850,422	\$57,581	\$908,003
4445	HART ST EL	3	Q4 2019	Q1 2020	\$788,496	\$87,053	\$875,549
8174	HENRY MS	3	Q3 2019	Q4 2019	\$1,044,570	\$117,125	\$1,161,695
4786	LA SALLE ES	1	Q1 2020	Q2 2020	\$818,460	\$44,265	\$862,725
4881	LIMERICK EL	3	Q4 2019	Q1 2020	\$718,837	\$89,470	\$808,308
5219	MELROSE M/S/T MAG	4	Q3 2019	Q4 2019	\$499,538	\$27,359	\$526,897
5233	MELVIN ES	3	Q2 2019	Q3 2019	\$735,417	\$40,606	\$776,023
5329	MIRAMONTE EL	7	Q2 2020	Q3 2020	\$1,069,190	\$78,250	\$1,147,440
6878	MONTARA AVE EL	5	Q2 2019	Q3 2019	\$818,460	\$92,585	\$911,045
8306	OLIVE VISTA MS	6	Q4 2019	Q1 2020	\$1,250,280	\$115,029	\$1,365,309
5726	O'MELVENY ES	6	Q3 2019	Q4 2019	\$980,651	\$52,248	\$1,032,899
6178	RAMONA ES	5	Q2 2019	Q3 2019	\$821,425	\$64,595	\$886,020
8356	REVERE MS	4	Q1 2020	Q2 2020	\$1,212,544	\$225,474	\$1,438,018
7781	WILMINGTON PARK EL	7	Q2 2020	Q3 2020	\$909,240	\$86,802	\$996,042
8618	WILSON SH	2	Q2 2020	Q3 2020	\$1,702,962	\$165,665	\$1,868,627

Telecommunication and Network Upgrades at 83 Schools

Loc Code	Site Name	Board District	Education Service Center	Anticipated Start	Anticipated Completion	Project Budget	Estimated Potential E- Rate Amount*
7110	3RD ST EL	1	W	Q1 2021	Q2 2021	\$668,065	\$86,014.69
5575	96TH ST EL	7	S	Q2 2020	Q3 2020	\$846,117	\$100,878.03
2089	AMBLER EL	7	S	Q2 2020	Q3 2020	\$622,905	\$81,473.11
2470	BLYTHE ST EL	3	NW	Q1 2020	Q2 2020	\$672,920	\$63,306.81
2473	BONITA EL	7	S	Q2 2020	Q3 2020	\$759,104	\$73,215.70
2493	BREED EL	2	E	Q3 2020	Q4 2020	\$680,073	\$52,985.05
2548	BROCKTON EL	4	W	Q3 2020	Q4 2020	\$447,032	\$33,442.51
2704	CALABASH CHTR ACAD	4	NW	Q2 2020	Q3 2020	\$421,247	\$58,902.86
8571	CANOCA PARK SH	3	NW	Q1 2021	Q2 2021	\$1,795,689	\$194,737.25
2795	CANYON CHTR EL	4	W	Q4 2020	Q1 2021	\$380,263	\$53,397.92
2802	CAPISTRANO AVE EL	3	NW	Q1 2021	Q2 2021	\$493,634	\$58,077.12
2849	CARTHAY EL MAG	1	W	Q3 2020	Q4 2020	\$571,057	\$50,507.82
2881	CASTLEBAY LANE CHTR EL	3	NW	Q2 2020	Q3 2020	\$590,738	\$101,566.14
7640	CHAVEZ EL	2	E	Q4 2019	Q1 2020	\$426,480	\$43,213.78
3082	CIMARRON EL	1	W	Q4 2019	Q1 2020	\$552,167	\$42,800.91
8245	COCHRAN MS	1	W	Q1 2020	Q2 2020	\$1,048,480	\$92,895.86
8596	CRENSHAW STEMM MAG	1	W	Q4 2019	Q1 2020	\$1,827,391	\$107,483.95
8103	CURTISS MS	7	S	Q4 2019	Q1 2020	\$1,169,184	\$67,022.64
3377	DEARBORN EL CHTR ACAD	3	NW	Q4 2020	Q1 2021	\$569,354	\$76,243.42
3507	EAGLE ROCK EL	5	C	Q4 2019	Q1 2020	\$935,879	\$109,548.31
3726	FAIRBURN AVE EL	4	W	Q4 2020	Q1 2021	\$410,343	\$63,306.81
8621	FAIRFAX SH	4	W	Q1 2020	Q2 2020	\$1,694,685	\$263,961.87
5781	FLOURNOY EL	7	S	Q1 2021	Q2 2021	\$843,230	\$76,518.67
4349	HAMLIN CHTR ACAD	3	NW	Q3 2020	Q4 2020	\$409,337	\$43,901.90
4397	HANCOCK PARK EL	4	W	Q4 2019	Q1 2020	\$543,919	\$99,914.66
8170	HARTE MS	1	W	Q3 2020	Q4 2020	\$1,188,428	\$72,252.34
8693	HOLLYWOOD SH	4	W	Q3 2020	Q4 2020	\$2,014,888	\$209,875.84
4603	HUBBARD EL	6	NE	Q1 2021	Q2 2021	\$723,104	\$84,087.96
4775	LANGDON EL	6	NW	Q4 2020	Q1 2021	\$771,551	\$85,877.06
4808	LAUREL EL	4	W	Q3 2020	Q4 2020	\$435,005	\$39,222.70
4836	LELAND ST EL	7	S	Q4 2020	Q1 2021	\$601,692	\$67,297.89
4680	LIZARRAGA EL	7	C	Q1 2020	Q2 2020	\$626,082	\$88,216.66
4890	LOCKWOOD EL	5	C	Q2 2020	Q3 2020	\$631,393	\$61,517.70
4932	LOMITA M/S MAGNET	7	S	Q2 2020	Q3 2020	\$668,055	\$128,127.48
4945	LORENA EL	2	E	Q1 2021	Q2 2021	\$753,262	\$61,930.58
5055	MAGNOLIA EL	2	C	Q4 2019	Q1 2020	\$1,084,180	\$137,485.88
5096	MANCHESTER EL	1	S	Q1 2020	Q2 2020	\$966,111	\$105,970.10
5110	MANHATTAN PL EL	1	W	Q1 2020	Q2 2020	\$698,159	\$62,068.20
7574	MANN MS	1	W	Q4 2020	Q1 2021	\$1,363,774	\$54,223.66
8743	MANUAL ARTS SH	1	C	Q4 2019	Q1 2020	\$1,654,616	\$193,773.89
5164	MARQUEZ CHTR EL	4	W	Q3 2020	Q4 2020	\$879,135	\$73,628.57
5198	MAYALL EL	3	NW	Q4 2020	Q1 2021	\$539,989	\$62,068.20
5321	MILLER EL	1	S	Q4 2020	Q1 2021	\$868,363	\$103,905.74
8768	MONROE SH	6	NW	Q1 2021	Q2 2021	\$1,792,311	\$300,707.35
8255	MUIR MS	1	W	Q1 2021	Q2 2021	\$1,151,574	\$111,199.79
5446	NAPA EL	3	NW	Q1 2021	Q2 2021	\$681,732	\$66,609.77
8272	NOBEL MS	3	NW	Q1 2020	Q2 2020	\$801,609	\$331,535.01

Loc Code	Site Name	Board District	Education Service Center	Anticipated Start	Anticipated Completion	Project Budget	Estimated Potential E- Rate Amount*
8853	ORTHOPAEDIC HSP SH MAG	2	C	Q4 2020	Q1 2021	\$663,389	\$114,502.75
8321	PACOIMA MS	6	NE	Q2 2020	Q3 2020	\$1,930,495	\$163,771.97
4980	PIO PICO MS	1	W	Q3 2020	Q4 2020	\$823,016	\$70,600.86
6137	POINT FERMIN EL	7	S	Q2 2020	Q3 2020	\$1,008,666	\$47,204.86
6438	RUSSELL EL	7	S	Q4 2020	Q1 2021	\$990,107	\$126,200.75
1955	SALVIN SP ED CTR	2	C	Q3 2020	Q4 2020	\$629,453	\$13,899.97
8358	SAN FERNANDO MS	6	NE	Q1 2020	Q2 2020	\$1,121,154	\$102,804.75
8843	SAN FERNANDO SH	6	NE	Q1 2020	Q2 2020	\$2,286,983	\$282,541.05
6606	SERRANIA CHTR EL FOR ENRICH STUD	4	NW	Q1 2021	Q2 2021	\$643,341	\$92,207.75
6767	SIERRA VISTA EL	5	E	Q2 2020	Q3 2020	\$355,515	\$32,616.77
8881	SOUTH EAST SH	5	E	Q2 2020	Q3 2020	\$1,494,181	\$284,880.65
6890	STAGG EL	6	NW	Q4 2020	Q1 2021	\$631,297	\$58,214.74
8387	STEVENSON MS	2	E	Q2 2020	Q3 2020	\$1,393,815	\$169,276.91
6945	STONEHURST EL	6	NE	Q1 2021	Q2 2021	\$453,979	\$39,085.07
6952	STONER EL	4	W	Q1 2021	Q2 2021	\$637,433	\$40,186.06
7068	TELFAIR EL	6	NE	Q1 2020	Q2 2020	\$961,585	\$96,749.32
7201	TOPEKA EL	3	NW	Q2 2020	Q3 2020	\$590,911	\$83,950.34
7247	TULSA EL	3	NW	Q1 2020	Q2 2020	\$573,238	\$67,435.52
7397	VALLEY VIEW EL	4	W	Q3 2020	Q4 2020	\$298,853	\$32,479.15
7425	VAN NESS EL	4	W	Q2 2020	Q3 2020	\$558,379	\$29,176.18
7411	VANALDEN AVE EL	3	NW	Q3 2020	Q4 2020	\$569,047	\$57,251.38
7479	VERMONT AVE EL	1	C	Q4 2020	Q1 2021	\$1,022,881	\$86,565.18
7493	VERNON CITY EL	5	E	Q4 2020	Q1 2021	\$395,204	\$31,102.91
7589	WADSWORTH EL	5	C	Q4 2020	Q1 2021	\$909,142	\$98,400.80
7603	WALGROVE AVE EL	4	W	Q2 2020	Q3 2020	\$420,051	\$39,085.07
7616	WARNER AVE EL	4	W	Q1 2020	Q2 2020	\$582,337	\$89,730.52
8928	WASHINGTON PREP SH	1	W	Q4 2019	Q1 2020	\$2,015,802	\$122,209.67
7637	WELBY WAY CEL	3	NW	Q4 2019	Q1 2020	\$664,879	\$112,300.78
7644	WEST ATHENS EL	1	W	Q3 2020	Q4 2020	\$888,407	\$98,125.56
7649	WEST HOLLYWOOD EL	4	W	Q4 2020	Q1 2021	\$324,261	\$58,352.36
7654	WEST VERNON EL	7	C	Q1 2021	Q2 2021	\$813,400	\$103,492.87
7671	WESTERN EL	1	W	Q4 2019	Q1 2020	\$917,959	\$77,069.16
7795	WILSHIRE CREST EL	1	W	Q1 2020	Q2 2020	\$475,120	\$20,643.53
7863	WOODCREST EL	1	W	Q3 2020	Q4 2020	\$866,357	\$112,576.02
7877	WOODLAKE EL	3	NW	Q4 2019	Q1 2020	\$560,014	\$73,353.33
7890	WOODLAND HILLS CHTR EL FOR ENRICH STUD	4	NW	Q4 2019	Q1 2020	\$552,691	\$95,785.96
						\$70,297,644	\$7,820,731

*E-rate Rebate Reimbursement is contingent upon the following factors:

1. School Enrollment
2. The District's level of economic disadvantage (# of students that qualify for the free and reduced lunch program)
3. Per Student Budget established by the Schools and Library Division
4. Actual Cost of each Telecom and Network Upgrade project