












HALLOWEEN SAFETY TIPS



-  Costumes should be light-coloured and flame resistant with reflective stripes so that children are more easily seen at night. (Remember to put reflective tape on bikes, skateboards and brooms!)
-  Explain to children that calls should be made along one side of the street first and then the other side, and that it's best to cross the street only at intersections or crosswalks.
-  Children should accept treats only at the door and must not enter the homes or get into the cars of strangers.
-  Remind children to look both ways before crossing the street to check for cars, trucks, and low-flying brooms.
-  Trick or treaters should travel in groups of four or five. Young children should be accompanied by an adult.
-  Have children plan their route and share it with you and the family.
-  Provide yourself or the children with a flashlight to see better and to be better seen.
-  Remind children to walk, slither, and sneak on sidewalks - not in the street.
-  Remind children to keep away from open fires and candles. (Costumes can be extremely flammable.)