







# A PARENT'S GUIDE TO EMERGENCIES AT LAUSD SCHOOLS

## During an Emergency

 <p><b>Communication</b></p>	<ul style="list-style-type: none"> <li>Information will be provided through automated phone, text and email messages, District or school websites, and local TV broadcast – depending on the circumstances of the emergency.</li> <li>During an emergency, students may not have access to a personal cell phone.</li> </ul>
 <p><b>At Home</b></p>	<ul style="list-style-type: none"> <li>Ensure personal safety first; your child will be cared for at school until you arrive.</li> <li>Walk to school if possible; streets may be unsafe or dangerous to navigate.</li> <li>Leave a note at home indicating destination and time left; others may look for you.</li> </ul>
 <p><b>At School</b></p>	<ul style="list-style-type: none"> <li>The primary role of a school is the safety and welfare of the children; school is one of the safest places for students to be during an emergency.</li> <li>School personnel are required by law to remain on duty for the duration of an emergency.</li> <li>LAUSD schools have a 3-day supply of water, food, and other emergency supplies.</li> </ul>
 <p><b>Items to Bring</b></p>	<ul style="list-style-type: none"> <li>Driver's license or other photo identification.</li> <li>Cell phone (for updates).</li> <li>Medical information and medication, if applicable.</li> </ul>
 <p><b>Arrival at School</b></p>	<ul style="list-style-type: none"> <li>Prepare to arrive calm, patient, and ready to follow school personnel directions; encourage others to do the same.</li> <li>Expect to wait outside the school until all students are accounted for and staff begins the student release process.</li> </ul>
 <p><b>Student Release Process</b></p>	<ul style="list-style-type: none"> <li>Students will be released in an orderly manner, to ensure safety and properly account for all students.</li> <li>Parents and emergency card designees will line up at the Request Gate to inform staff which children they are picking up.</li> <li>Staff will match names of parents/designees to names on the emergency card pick-up list. Only those listed on the emergency card will be allowed to pick up students.</li> <li>Parents/designees will sign children out at the Reunion Gate.</li> </ul>

## Prepare Now

- Download LAUSD EM Community Emergency Plan app at [lausd.org/emergencyapps](https://lausd.org/emergencyapps)
- Call 311 and inform school staff about encampment locations near schools.
- Update contact information on school emergency cards.
- Locate the school Request and Reunion Gates.
- Download the LASAR app to report any threat.
- Learn more at the Parent Emergency Information website: [lausd.org/pei](https://lausd.org/pei)

