

BOARD OF EDUCATION OF THE CITY OF LOS ANGELES
Governing Board of the Los Angeles Unified School District

REGULAR MEETING ORDER OF BUSINESS

333 South Beaudry Avenue, Board Room
 1:00 p.m., Tuesday, September 26, 2023

Roll Call

Pledge of Allegiance

Board President's Reports

Recognition of Kathryn L. Kurka
 Labor Partners
 Committee Chair Reports

- Committee of the Whole
- Greening Schools and Climate Resilience
- Safety and School Climate

Consent Items

Items for action are assigned by the Board at the meeting to be adopted by a single vote. Any item may be pulled off of the consent calendar for further discussion by any Board Member at any time before action is taken.

Superintendent's Reports

General Public Comment (Approximately 4:00 P.M.)

Providing Public Comment

The Board of Education encourages public comment on the items for action on this Regular Board Meeting agenda and all other items related to the District. Any individual wishing to address the Board must register to speak using the Speaker Sign Up website: <https://boardmeeting.lausd.net/speakers>, and indicate whether comments will be provided over the phone or in person. Registration will open 24 hours before the meeting. Each action item will allow for seven (7) speakers, except those items for which a Public Hearing will be held will allow for 12 speakers, and 15 speakers may sign up for general Public Comment.

Public comment can be made in-person or by telephone, and members of the public must sign up on-line for either method, as described above. Members of the public can only make remote public comment by calling 1-888-475-4499 (Toll Free) and entering the Meeting ID: **879 7060 8197**.

Each speaker will be allowed a single opportunity to provide comments to the Board, with the exception of public hearings, and shall be given three minutes for their remarks. **Speakers signed up to speak on an agenda item must constrain their remarks specifically to the item or items on the agenda or may be ruled out of order.**

Speakers addressing items not on the agenda will be heard at approximately 4:00 p.m. Speakers commenting on items on the consent calendar will be heard prior to the Board's consideration of the items, and speakers on items not on the consent calendar will be heard when the item is before the Board.

Speakers who do not register online to provide comments may use the following alternative methods to provide comments to Board Members:

- Email all Board Members at boardmembers@lausd.net;
- Mail comments via US Mail to 333 S. Beaudry Ave., Los Angeles, CA 90017; and
- Leave a voicemail message at 213-443-4472, or fax 213-241-8953. Communications received by 5 p.m. the day before the meeting will be distributed to all Board Members.

Speakers who have registered to provide public comments over the phone need to follow these instructions:

1. Call 1-888-475-4499 (Toll Free) and enter Meeting ID: **879 7060 8197** at the beginning of the meeting.
2. Press #, and then # again when prompted for the Participant ID.
3. Remain on hold until it is your turn to speak.
4. Call in from the same phone number entered on the Speaker Sign Up website. If you call from a private or blocked phone number, we will be unable to identify you.
5. When you receive the signal that your phone has been removed from hold and or unmuted, please press *6 (Star 6) to be brought into the meeting.

Please contact the Board Secretariat at 213-241-7002 if you have any questions.

The Office of the Inspector General would like to remind you that they investigate the misuse of LAUSD funds and resources as well as retaliation for reporting any misconduct. Anyone can make a report via the OIG hotline on their website (<https://www.lausd.org/oig>), by telephone at 213-241-7778, or by emailing inspector.general@lausd.net. Reports are confidential and you can remain anonymous if you wish.

Attending the Meeting

Please note there are three ways members of the public may watch or listen this to Regular Board Meeting: (1) online ([Granicus stream](#) or [join the zoom webinar](#)) (2) by telephone by calling 1-888-475-4499 (Toll Free) and entering the Meeting ID: **879 7060 8197**, or (3) in person.

New Business for Action

1. [Board of Education Report No. 050 – 23/24](#)
[Accounting and Disbursement Division](#)
(Unaudited Actuals Report for Fiscal Year 2022-23; Gann Limit Resolution - Public Hearing; and Closure of the State School Building Lease-Purchase Fund) Recommends approval of the Unaudited Actuals Report for Fiscal Year 2022-23 (Attachment A) and directs staff to submit the Report to the County Superintendent of Schools as required by Ed Code; adoption of the Gann Limit Resolution as required under Ed Code Section 42132 (Attachment B); approval of the board resolution for the closure of State School Building Lease-Purchase (SSBLP) Fund 300-7710 (Attachment C); and, approval of the enclosed Resolution to Commit Fund Balance for specific use of programs that meet various obligations and compensation (Attachment D).
2. [Board of Education Report No. 054 – 23/24](#)
[Human Resources Division](#)
(Approval of Routine Personnel Actions) Recommends approval of 6,841 routine personnel actions (including, but not limited to, elections, promotions, transfers, leaves, terminations, etc.)
3. [Board of Education Report No. 061 – 23/24](#)
[Human Resources Division](#)
(Provisional Internship Permits) Recommends approval of the continuing employment of 46 teachers under the Provisional Internship Permit requirements, allowing the District to continue to staff subject field shortage classrooms.
4. [Board of Education Report No. 051 – 23/24](#)
[Office of the Superintendent](#)
(Rescission of the LAUSD Vaccination Requirement) Recommends authorization of the rescission of the Los Angeles Unified School District's COVID-19 vaccination requirement.
5. [Board of Education Report No. 052 – 23/24](#)
[Beyond the Bell](#)
Division of Instruction
(Tobacco-Use Prevention Education (TUPE) Tier 2 from the California Department of Education (CDE)) Recommends approval to accept TUPE Tier 2 Grant from the CDE in the amount of \$1,786,028 for the 2023-24 school year, for an estimated total of \$5,358,084 over a three-year period.

Board Member Resolutions for Action

6. [Ms. Goldberg, Dr. Rivas- Creating a Charter Schools Co-Location Policy to Mitigate Impacts Caused by Proposition 39 \(Res-026-22/23\) \(Noticed June 13, 2023\)](#) **3:15 P.M. TIME CERTAIN**

Whereas, ~~The Los Angeles Unified School District does not have a clear, comprehensive, and transparent policy on how Proposition 39 should be implemented in order to minimize the harm that charter co-locations cause district schools, and it~~ **It** is the responsibility of the Governing Board of the Los Angeles Unified School District to ensure the best possible learning environment for our students, **which includes a commitment to continuous evaluation and improvement of existing practices, policies, and procedures, including those relating to the District's Proposition 39 compliance efforts and resulting impacts caused by co-locations;**

Whereas, The co-location of charter schools, ~~as required by~~ pursuant to Proposition 39, is often detrimental to District schools and the students they educate, and has a tangible negative impact on the District's ability to maintain and grow important priorities including, but not limited to, Black Student Achievement Program (BSAP), Priority Schools, and Community Schools; now, therefore, be it

~~Whereas, Efforts to support such important priorities, mitigate impacts, and focus on student success throughout the District's comprehensive Proposition 39 space matching process currently include a wide range of considerations, as well as valuable input from important participants and stakeholders, including, but not limited to, District and Region Office leadership, Charter Schools Division and Facilities Services Division staff, school site staff, and labor partners (including United Teachers Los Angeles);~~

~~Whereas, To ensure robust information gathering, proper allocations of Proposition 39 space, and appropriate oversight and reporting to the Board, District staff also currently reviews and verifies charter schools' projected and actual average daily attendance, and monitors and reports charter schools' payment of facilities related costs and over allocated space reimbursements in accordance with applicable law; now, therefore, be it~~

Resolved, That the Superintendent shall report back to the Committee of the Whole in 90 45 days with a Proposition 39 Charter Schools Co-Location Policy (Policy) recommended for adoption by the Governing Board of the Los Angeles Unified School District;

Resolved further, That the Policy, as operationally feasible and permitted by law, shall enumerate clear guidelines that ~~prohibit co-locations on the District's 100 Priority Schools, prohibit grade span arrangements that negatively impact student safety and build charter school pipelines that actively deter students from attending district schools, prohibit co-locations on schools with special programs such as BSAP, and Community Schools, and prevent co-locations that compromise schools' capacity to serve neighborhood kids, as operationally feasible and permitted by law, avoid Proposition 39 co-locations that:~~ (1) are on school sites with the District's 100 Priority Schools, BSAP schools, and Community Schools, (2) compromise District schools' capacity to serve neighborhood children, and/or (3) result in grade span arrangements that negatively impact student safety and build charter school pipelines that actively deter students from attending District schools, all so that the District can focus on supporting its most fragile students and schools, key programs, and student safety;

Resolved further, That the Policy shall guide District decisions related to all new school co-location requests and shall also be applied whenever existing co-locations change, for reasons including, but not limited to insufficient space, addition of grade levels, and other material revisions to their charter;

Resolved further, That the Policy shall, as permitted by law, modify the District's existing Proposition 39 practices to ~~require~~ ensure the following: more robust information-gathering, including a site visit to the District school before recommending a co-locations, ~~require improved and more frequent verification of charter schools' average daily attendance, create Board oversight of a Board vote on the approval of all Alternate Agreements, and improve monitoring, enforcement, and reporting of charter schools' payment of co-location fees facilities costs and overallocation fees overallocated space reimbursements;~~

Resolved further, That the District's annual preliminary co-location proposals, ~~to charters and its~~

final offers, and Alternative Agreements should both all be accompanied by a report to the Board on how the Policy was adhered to in the process; and, be it finally

Resolved, That the Superintendent shall report back in 90 days with a clear plan and timeline for the creation of a redesigned Charter Schools Division page on the district's website or a standalone website which, in addition to its current content, will provide a clearinghouse to the public for information about charter schools, including charter petitions, co-location requests and offers, reports to the Board, Local Control and Accountability Plans, average daily attendance reports, and other relevant data.

Resolutions Requested by the Superintendent

7. [Appointment of Member to School Construction Bond Citizens' Oversight Committee](#)

Resolved, That the Governing Board of the Los Angeles Unified School District ratifies the appointment of Ms. Aleigh Lewis, representing the City of Los Angeles Controller's Office, as Member to the School Construction Bond Citizens' Oversight Committee for a two-year term commencing immediately and determines that Ms. Lewis is not an employee, official, vendor, contractor, or consultant of the District.

New Business for Action Continued

8. [Board of Education Report No. 030-23/24](#)

[Division of Instruction](#)

[Integrated Library & Textbook Support Services \(ILTSS\)](#)

(Textbooks and Instructional Materials Certification Resolution) Recommends adoption of the attached resolution certifying the sufficiency of textbooks and instructional materials in the core and required subject areas.

**PUBLIC HEARING
NO EARLIER THAN 4:00 P.M**

Adjournment

Please note that the Board of Education may consider at this meeting any item referred from a Board Meeting 5 calendar days prior to this meeting (Education Code 54954.2(b)(3)). The Board of Education may also refer any item on this Order of Business for the consideration of a committee or meeting of the Board of Education.

Requests for disability related modifications or accommodations shall be made 24 hours prior to the meeting to the Board Secretariat in person or by calling (213) 241-7002.

If you or your organization is seeking to influence an agreement, policy, site selection or any other LAUSD decision, registration may be required under the District's Lobbying Disclosure Code. Please visit <http://ethics.lausd.net/> to determine if you need to register or call (213) 241-3330.

Materials related to an item on this Order of Business distributed to the Board of Education are available for public inspection at the Security Desk on the first floor of the Administrative Headquarters, and at:

<https://www.lausd.org/site/Default.aspx?PageID=18628&DomainID=1057#calendar73805/20230926/event/69351>

Items circulated after the initial distribution of materials are available for inspection at the Security Desk.

TAB 1



Board of Education Report

File #: Rep-050-23/24, **Version:** 1

**Unaudited Actuals Report for Fiscal Year 2022-23; Gann Limit Resolution - Public Hearing; and,
Closure of the State School Building Lease-Purchase Fund
September 26, 2023
Office of the Chief Business Officer**

Action Proposed:

1. Approve the Unaudited Actuals Report for Fiscal Year 2022-23 (Attachment A) and direct staff to submit the Report to the County Superintendent of Schools as required by Ed Code.
2. Adopt the Gann Limit Resolution as required under Ed Code Section 42132 (Attachment B)
3. Approve the board resolution for the closure of State School Building Lease-Purchase (SSBLP) Fund 300-7710 (Attachment C).
4. Approve the enclosed Resolution to Commit Fund Balance for specific use of programs that meet various obligations and compensation (Attachment D).

Background:

Education Code Section 42100 requires the District to submit an annual statement of all receipts and expenditures for all funds of the preceding fiscal year to the Los Angeles County Office of Education (LACOE) on or before September 15th.

Under Education Code Section 42132, the District must also adopt a resolution identifying an estimated appropriations limit for the current year and an actual appropriations limit for the preceding year. The so-called “Gann Initiative” places limits on the growth of expenditures for publicly funded programs. Although the Gann Limit calculations are provided as part of the Unaudited Actuals Report, a specific resolution is required by statute.

Under LACOE’s closing procedures, authorization from the Governing Board is required to close out a fund. This technical reporting close-out of Fund 300-7710 for Fiscal Year 2023-24 is necessary as the projects accounted for in this fund have already been completed and no further transactions are expected to post into this fund and currently has zero fund balance.

As required by Governmental Accounting Standards Board (GASB) Statement No. 54 *Fund Balance Reporting and Governmental Fund Type Definitions*, Attachment D sets forth the committed fund balance for specific uses.

Expected Outcomes:

The District’s statement of revenues and expenditures (Unaudited Actuals) for Fiscal Year 2022-23 shall be filed with the County Superintendent of Schools in compliance with Education Code 42100. The budget beginning balance for the current Fiscal Year 2023-24 shall be updated based on the Unaudited Actuals report.

The adopted Gann Limit Resolution shall be presented to the public.

Fund 300-7710 shall be closed out.

Approval of the Resolution to Commit Fund Balance shall ensure funds are used for the specific purpose unless the Board takes subsequent formal action to uncommit the originally imposed constraint.

Board Options and Consequences:

Board approval and filing of the Unaudited Actuals Report and the adoption of the Gann Limit Resolution are statutorily mandated.

A “YES” vote would allow the District to comply with the requirements of the Ed Code by submitting the required report and resolution.

A “No” vote, shall cause the District to be non-compliant with the requirements of the Ed Code.

Board approval for the closure of Fund 300-7710 is required by LACOE.

A “YES” vote approves the closure of the Fund.

A “NO” vote would leave the fund open with zero balance.

Committing fund balance requires Board approval.

A “YES” vote shall allow the District to commit fund balance for specific purposes.

A “NO” vote shall prevent the District to implement any proposed changes to commitments.

Commitments may be changed or removed only by the governing board taking the same formal action that imposed the initial constraint.

Policy Implications:

None

Budget Impact:

Fiscal Year 2023-24 carryover balances for schools and offices shall be adjusted based on updated actual ending balances from the prior fiscal year and in accordance with current carryover policies.

Student Impact:

Compliance with Education Codes 42100 and 42132, and GASB requirements ensures that the District shall continue to operate and serve its student population.

Equity Impact:

Component	Score	Score Rationale
Recognition	4	Unaudited Actuals are an annual statement reporting the financial activities of the District prior to audit. Revenues and expenditures reported ranges from “not recognizing historical inequities” to “actively recognizing and specifying historical inequities.” While some allocations of resources are district-wide, some investments are allocated using metrics that recognizes historical inequities.
Resource Prioritization	4	Resource prioritization varies from a district-wide perspective to a targeted student population to address the unique needs for specific students’ group and provide additional support to accelerate gains in closing learning gaps.

Component	Score	Score Rationale
Results	4	Resources are allocated to the extent that it would improve student achievement and equity across all student groups in alignment with the District's Strategic Plan.
TOTAL	12	

Issues and Analysis:

The District shall continue to monitor spending and explore strategies to maximize revenues and maintain a balanced budget.

Attachments:

Attachment A - Unaudited Actuals Financial Reports for Fiscal Year 2022-23

Attachment B - Gann Limit Resolution

Attachment C - Fund 300-7710 Close-out Resolution



Attachment D - Resolution to Commit Fund Balance

Informatives:

None

Submitted:

08/29/2023

RESPECTFULLY SUBMITTED,
ALBERTO M. CARVALHO
Superintendent**APPROVED BY:**
PEDRO SALCIDO
Deputy Superintendent
Office of the Deputy Superintendent**REVIEWED BY:**
DEVORA NAVERA REED
General Counsel**APPROVED & PRESENTED BY:**
DAVID D. HART
Chief Business Officer
Office of the Chief Business Officer☐ Approved as to form.**REVIEWED BY:**
NOLBERTO DELGADILLO
Deputy Chief Business Officer, Finance☐ Approved as to budget impact statement.

ATTACHMENT A



LOS ANGELES UNIFIED SCHOOL DISTRICT

UNAUDITED ACTUALS

FINANCIAL REPORT

Fiscal Year 2022-23

UNAUDITED ACTUALS REPORT FOR FISCAL YEAR ENDED JUNE 30, 2023 AND GANN LIMIT RESOLUTION

At the end of each fiscal year, the District closes the books, reviews actual revenues and expenditures, and calculates ending balances. This work results in the Unaudited Actuals Financial Report (“Report”). The Board of Education (Board) is requested to approve the Report for submittal to the Los Angeles County Office of Education (LACOE), as required under Education Code Section 42100. The District’s external auditors shall review the Report and the results shall be included in the Audited Annual Financial Report (AAFR) in December. The AAFR are the District’s official audited financial records for fiscal year ended June 30, 2023.

The Board shall be requested to adopt the Gann Limit Resolution, required under Education Code Section 42132. The resolution identifies the limits on the allowable growth in state and local government spending, including school districts. The District has never exceeded the Gann Limit.

I. MAJOR HIGHLIGHTS

For the fiscal year ended June 30, 2023, the District was able to meet its financial commitments and required ending balances, as set forth in the District’s Budget and Finance Policy.

The Unaudited Actuals resulted in the General Fund unassigned balance of \$193.7 million, which is the same as initially projected at Estimated Actuals. This shall be considered in developing the June 2023-24 Adopted Budget.

II. GANN LIMIT

In 1979, Proposition 4 established constitutional limits on the allowable growth in state and local government spending, including school districts. This is commonly known as the Gann Limit. Based on Education Code Section 42132, the governing board of each school district is required to adopt a resolution identifying their estimated appropriations limit for the current year and their actual appropriations limit for the preceding year. For fiscal years 2022-23 and 2023-24, the District’s appropriations limits are \$3.9 billion for both years. The District met the required limitations imposed by Proposition 4. In practice, the Gann limit has become more of a pro forma calculation because the Gann limit has risen faster than the appropriations received by the District. Notwithstanding, the District is still constitutionally mandated to report the calculations and adopt a resolution.

III. CHANGES IN GENERAL FUND REVENUES, EXPENDITURES, AND ENDING BALANCES FOR FISCAL YEAR ENDED JUNE 30, 2023

Table 1 Summary of 2022-23 General Fund Revenue (in millions)						
	Unrestricted			Restricted		
	Unaudited Actuals (UA)	Estimated Actuals (EA)	Variance UA vs EA	Unaudited Actuals (UA)	Estimated Actuals (EA)	Variance UA vs EA
LCFF Sources	\$ 6,565.6	\$ 6,561.8	\$ 3.8	\$ 30.6	\$ 29.1	\$ 1.5
Federal Revenues	23.5	15.2	8.3	2,276.2	2,123.5	152.7
Other State Revenues	130.5	106.7	23.8	2,507.5	2,543.2	(35.7)
Other Local Revenues	139.2	149.3	(10.1)	56.2	29.1	27.1
Total Revenues	\$ 6,858.8	\$ 6,833.0	\$ 25.8	\$ 4,870.5	\$ 4,724.9	\$ 145.6

Revenues

General Fund – Unrestricted actual revenue is higher by \$25.8 million, which represents a 0.38% variance in comparison to the Estimated Actuals projection. The net increase is primarily attributed to the following:

- \$3.8 million higher LCFF due to higher Affiliated Charter Schools ADA than projected.
- \$8.1 million higher federal revenues due to reimbursement claims deemed eligible for the Emergency Connectivity Fund “ECF” program.
- \$21.6 million higher Non-Prop 20 lottery revenue due to higher allocation rate from \$170 to \$204 per average daily attendance.
- \$10.7 million higher interest income due to higher interest rate from 3.3% to 3.8% for the fourth quarter ended June 30, 2023.

The increases above are offset by \$25.5 million lower other local revenues primarily due to the recognition of unrealized losses for District’s cash deposited in the Los Angeles County Treasury Pool (County Pool). Governmental Accounting Standards Board (GASB) Statement No. 31 requires fair market value (FMV) reporting of cash in investment pools. Although the value of the investments in the County Pool has historically been quite stable, the continued inflation and the Federal Reserve Board’s interest rate increases to combat the inflation during fiscal year ended June 30, 2023, caused the value of the longer-term investments to decline. Per the LACOE Informational Bulletin #6745 dated August 4, 2023, investments in the County Pool were only worth \$0.95 for every \$1.00 deposited as of June 30, 2023. This is a significant decline in FMV that requires the recording of the unrealized loss due to materiality.

ATTACHMENT A

General Fund – Restricted actual revenue is higher by a net amount of \$145.6 million compared to the Estimated Actuals. Federal revenues are comprised primarily of grants, which recognize revenue based on expenditures incurred. The net increase is primarily attributed to the following:

- \$179.0 million increase in spending of one-time Federal COVID-19 funds aimed at optimizing funding prior to expiration of the grant partially offset by \$24.3 million lower spending of Title 1 grant.
- \$28.5 million claims received from the LEA Medical Billing Option program as result of increased fiscal year 2020-21 services and billing rate.
- \$35.7 million decreases in other state revenue primarily due to lower revenue recognition from the Learning Recovery Emergency Block Grant (\$149.2 million) and Arts, Music, & Instructional Material Discretionary Block Grant (\$14.2 million) due to State's budget cut. The total reduction of \$163.4 million is offset by an increase in revenue of \$109.0 million for Expanded Learning Opportunities Program, which was initially projected to be returned but the State granted another one-year extension and higher Prop 20 lottery revenue (\$18.2 million) due to higher allocation rate from \$67.0 to \$99.9 per average daily attendance.

Table 2
Summary of 2022-23 General Fund Expenditures
(in millions)

	Unrestricted			Restricted		
	UA	EA	Variance UA vs EA	UA	EA	Variance UA vs EA
Certificated Salaries	\$ 2,040.6	\$ 2,107.0	\$ (66.4)	\$ 1,427.4	\$ 1,412.5	\$ 14.9
Classified Salaries	624.7	670.7	(46.0)	724.0	667.7	56.3
Employee Benefits	1,348.0	1,546.2	(198.2)	1,244.7	1,238.6	6.1
Books & Supplies	268.1	262.2	5.9	404.6	335.0	69.6
Services & Operating Expenses	534.3	766.2	(231.9)	697.6	664.2	33.4
Capital Outlay	83.3	56.1	27.2	20.6	14.2	6.4
Other Outgo	24.3	10.8	13.5	4.0	-	4.0
Total Expenditures	<u>\$ 4,923.3</u>	<u>\$ 5,419.2</u>	<u>\$ (495.9)</u>	<u>\$ 4,522.9</u>	<u>\$ 4,332.2</u>	<u>\$ 190.7</u>

Expenditures

General Fund - Unrestricted actual expenditures are lower by a net amount of \$495.9 million, which represents a 9.15% variance in comparison to the Estimated Actuals. The net decrease is mainly attributable to the following:

- \$112.3 million elimination of the anticipated financial penalty associated with failing to meet the mandatory instructional days due to the 3-day strike that led to the closure of schools.

ATTACHMENT A

- \$94.0 million lower contributions to Liability Self-Insurance Fund due to a lower actuarial reserve requirement than initially projected.
- \$100.0 million deferred contribution and \$41.0 million reduced contribution to the OPEB¹ Trust Fund as a financial alignment measure.
- \$16.6 million lower utilities cost due to transfer of eligible expenditures to the Expanded Learning Opportunity Program grant as a strategic step to maximize the grant's benefits.
- \$24.3 million lower pension and workers' compensation expenditures resulting from the reallocation of certain salaries to restricted revenue sources to optimize the utilization of ESSER² funds.
- \$60.6 million of various program expenditures transferred to other funding sources to maximize federal grants and meet maintenance of effort requirements.
- \$119.5 million lower expenditures for carryover programs: Target Student Population Program (\$75.4 million); and General Fund School Program (\$44.1 million).
- \$36.4 million higher accrual for salaries to reflect the rate increase of several bargaining units that were approved in June.
- \$47.1 million higher capital outlay as a technical accounting adjustment to implement GASB Statement No. 96, *Subscription-Based Information Technology Arrangements (SBITAs) Accounting*, which requires a change in the recording of the District's subscription transactions. This has a corresponding revenue offset in the Other Financing Sources.

General Fund – Restricted actual expenditures are higher than the estimated actuals by a net amount of \$190.7 million (4.4%), which is primarily attributed to the strategic optimization of one-time COVID-19 relief funding, leading to a rise in spending by \$160.8 million within this category.

¹ OPEB – Other Postemployment Benefit

² ESSER – Elementary and Secondary School Emergency Relief Fund

Table 3
Summary of 2022-23 General Fund Other Financing Sources/Uses/Indirect Cost
(in millions)

	Unrestricted			Restricted		
	Unaudited Actuals (UA)	Estimated Actuals (EA)	Variance UA vs EA	Unaudited Actuals (UA)	Estimated Actuals (EA)	Variance UA vs EA
Indirect Cost	\$ 165.6	\$ 159.9	\$ 5.7	\$ (141.6)	\$ (135.9)	\$ (5.7)
Transfers In	40.6	40.4	0.2	0.5	0.6	(0.1)
Other Sources	50.8	0.3	50.5	-	-	-
	257.0	200.6	56.4	(141.1)	(135.3)	(5.8)
Transfer Out	(15.5)	(16.4)	0.9	(0.1)	(0.1)	-
Contribution	(1,084.6)	(1,081.0)	(3.6)	1,084.6	1,081.0	3.6
	(1,100.1)	(1,097.4)	(2.7)	1,084.5	1,080.9	3.6
Net	\$ (843.1)	\$ (896.8)	\$ 53.7	\$ 943.4	\$ 945.6	\$ (2.2)

Net Contributions/Transfers/Indirect Costs - Indirect cost increases from the estimated actuals primarily due to higher expenditures in restricted programs and other special revenue funds. The Other Financing Sources increased by \$50.5 million mainly due to the implementation of GASB Statement No. 96, *SBITAs* as previously discussed above.

The General Fund contribution is higher by a net amount of \$3.6 million. The net increase is primarily due to a \$30.8 million increase in Routine Restricted Maintenance Account expenditures driven by higher-than-expected activity. This increase is offset by a reduction of \$27.2 million contribution to the Special Education Programs due to the leveraging of some program expenses on federal restricted funds.

Table 4
Summary of 2022-23 General Fund Ending Balance
(in millions)

	Unrestricted			Restricted		
	Unaudited Actuals (UA)	Estimated Actuals (EA)	Variance UA vs EA	Unaudited Actuals (UA)	Estimated Actuals (EA)	Variance UA vs EA
Nonspendable	\$ 47.9	\$ 43.0	\$ 4.9	\$ 0.4	\$ -	\$ 0.4
Restricted	-	-	-	1,794.9	1,842.6	(47.7)
Committed	2,920.9	2,192.3	728.6	-	-	-
Assigned	510.9	668.8	(157.9)	-	-	-
Unassigned-Reserve for						
Economic Uncertainties	238.8	238.8	-	-	-	-
Unassigned/Unappropriated	193.7	193.7	-	-	-	-
Ending Balance	\$ 3,912.2	\$ 3,336.6	\$ 575.6	\$ 1,795.3	\$ 1,842.6	\$ (47.3)

ATTACHMENT A

Ending Balance - The summary of changes as discussed above resulted in an overall increase in the unrestricted ending balance of \$575.6 million and a decrease in the restricted ending balance by \$47.3 million. The unrestricted ending balance is composed of non-spendable, assigned, and unassigned categories, and will be used to balance future fiscal years.

- Committed Ending Balance: funds are subject to internal policies and constraints. These policies are self-imposed by the District's higher level of decision-making authority. The District is committing carryover supplemental and concentration grant for staffing equity needs, targeted student population, compensation, inflation protection and various program needs (see Appendix I).
- Assigned Ending Balance: funds that are intended to be used for a specific purpose (see Appendix I).
- Unassigned (Unappropriated) Ending Balance: The year-end actual unassigned (unappropriated) ending balance is \$193.7 million, the same as initially projected at Estimated Actuals.

Restricted ending balance represents unspent balance from legally restricted funding sources.

IV. OVERVIEW OF DISTRICT FUNDS

The Unaudited Actuals Report submission requirement comprises of all District funds. The District uses fund accounting to assess stewardship and compliance. Funds are categorized and grouped based on the use of the funds as follows:

1. **Operating Funds** are composed of the General Fund, Adult Education Fund, Child Development Fund, and Cafeteria Fund. These funds are used for the day-to-day operation of the District's schools and offices.
2. **Capital Projects Funds** account for the acquisition, construction, or upgrade of facilities. The funding comes primarily from the sale of voter-approved bonds. These funds may not be used for the general day-to-day operations, as voters approved them for specific capitalized projects which will benefit current and future students.
3. **Internal Service Funds** are used for the payment of employee health and welfare benefits, workers' compensation, and liability insurance. The majority of funds accumulated in the Internal Service Funds come from funds generated by positions funded in the other funds. For example, *the cost of a teacher's health and welfare benefits* funded by the General Fund is transferred from the General Fund to the Health and Welfare Fund, which is one of the Internal Service Funds.
4. **Debt Service Funds** are used for the payment of interest and principal debts associated with long-term bonds for capital projects.

ATTACHMENT A

5. ***Fiduciary Fund*** is composed of the Other Post-Employment Benefit (OPEB) Fund. This fund is dedicated for the health and welfare benefits of current and future retirees of the District.
6. ***Student Body Fund*** is used to account for the transactions of student organizations in schools that are established to raise and spend money on behalf of student activities that are non-instructional.

Figure 1: All Funds - Revenues
(amounts in millions)

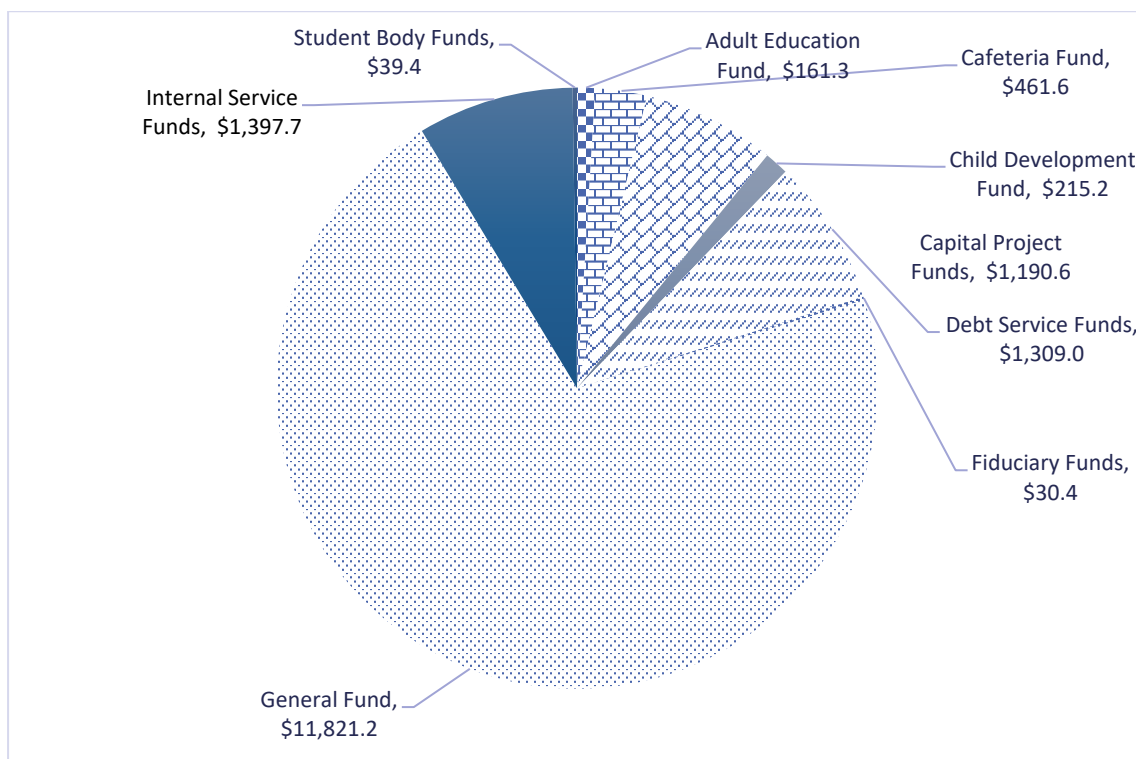
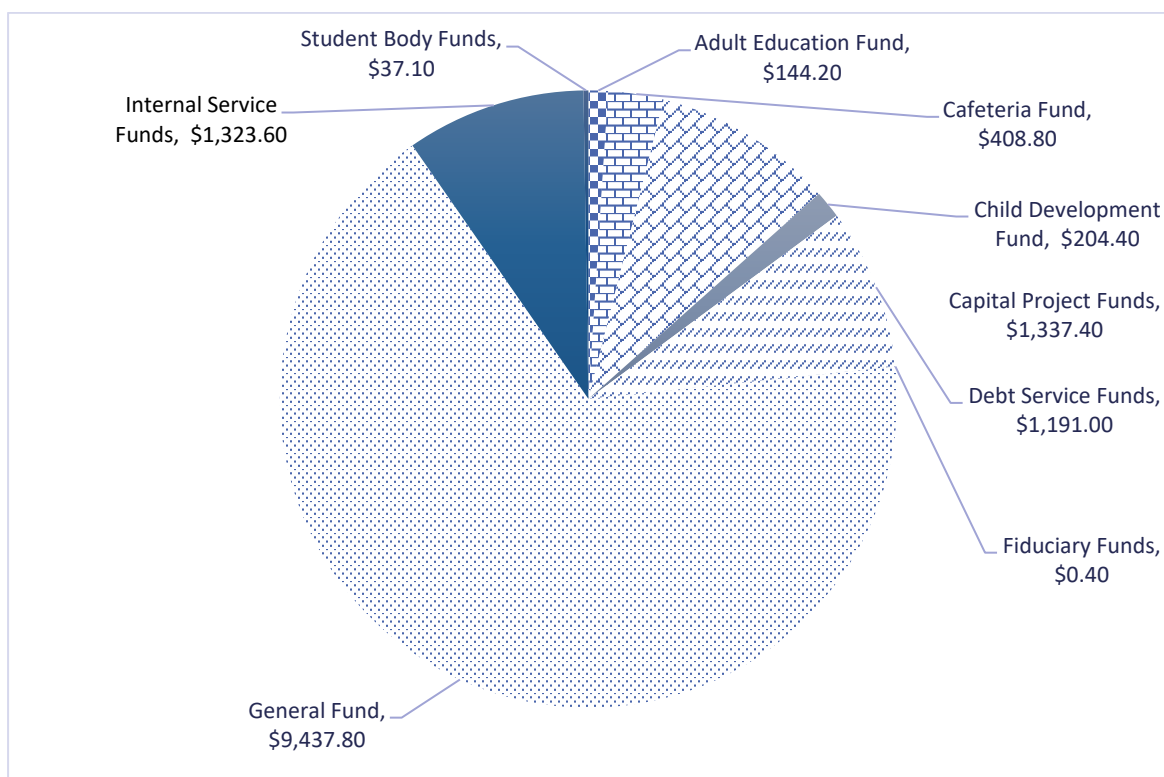


Figure 2: All Funds – Expenditures
(amounts in millions)



Operating Funds

As shown on the hierarchy of funds, the Operating Funds category is broken down into the following four individual funds:

1. **General Fund** - includes funds for the basic instructional and administrative expenditures of the District.
2. **Cafeteria Fund** - includes funds for the food service programs.
3. **Child Development Fund** - includes funds dedicated for the operation of the Early Childhood Education program.
4. **Adult Education Fund** - includes funds dedicated for the operation of the Adult Education program.

An instructional program such as the Early Childhood Education (Child Development Fund) may cost more than the revenue it generates. Therefore, a support from the General Fund is necessary. This may also be true for operational programs such as the ones offered by the Food Services Division.

Figure 3: Operating Funds - Revenues
(amounts in millions)

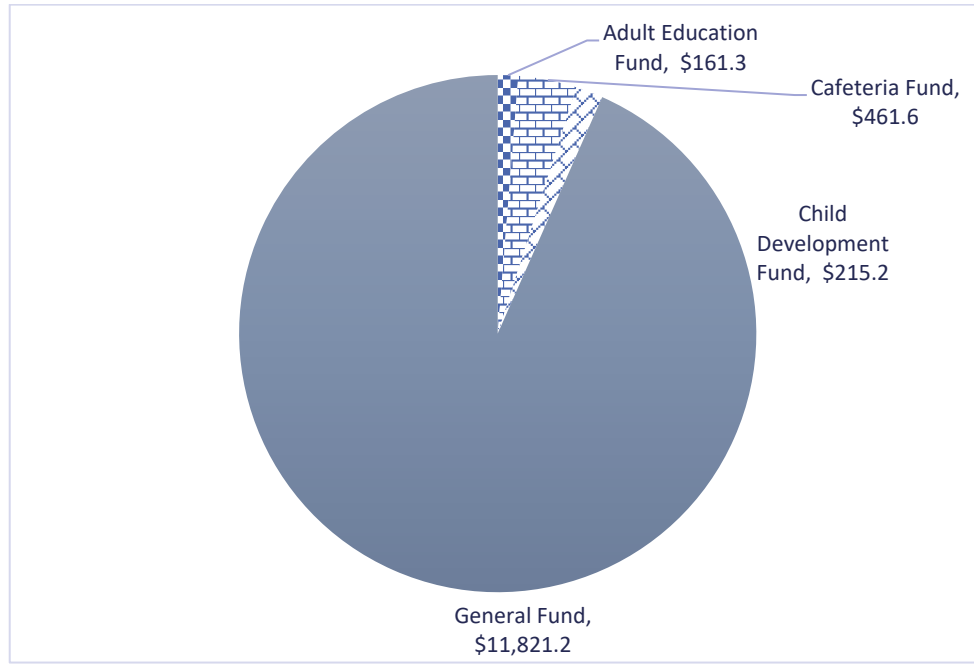
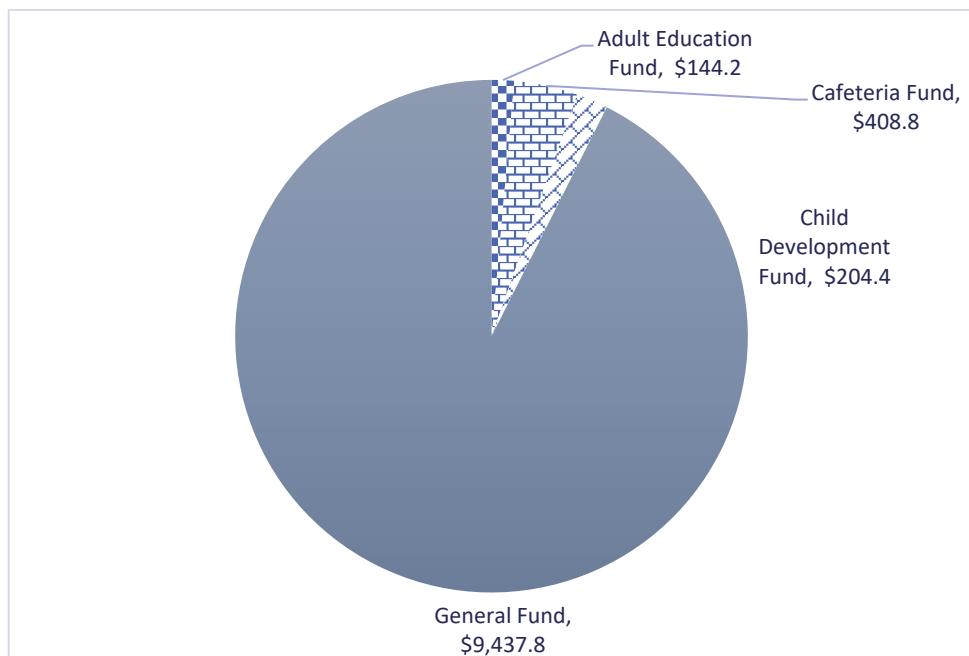


Figure 4: Operating Funds – Expenditures
(amounts in millions)



COMMITTED BALANCES

(Amount in millions)

CATEGORY	PROGRAM	PROGRAM NAME	2022-23 Actuals
Proportionality	10544	TSP (Targeted Student Population)	527.1
Proportionality	10552	TSP (Targeted Student Population)-Student Equity Needs Index (SENI)	378.2
Proportionality	11456	TSP (Targeted Student Population) - School Staffing Equity	191.3
Proportionality	10155	English Learners Transition - Central Office	9.8
Proportionality Total			\$ 1,106.4
Districtwide Costs	16929	Reserve For Student Equity Needs Index (SENI)	600.0
Districtwide Costs	17675	Reserve For Other Post-Employment Benefits (OPEB)	422.0
Districtwide Costs	17499/16929	Reserve for Compensation	613.5
Districtwide Costs	16929	Reserve For Inflation Protection	99.1
Districtwide Costs	16929	Reserve For Primary Promise	40.0
Districtwide Costs	Various	Reserve for Various Program Needs	39.9
Districtwide Costs Total			\$ 1,814.5
Grand Total			\$ 2,920.9

ASSIGNED BALANCES

(Amount in millions)

CATEGORY	PROGRAM	PROGRAM NAME	2022-23 Actuals
General Fund School Allocation	13027	General Fund School Program	\$ 165.0
General Fund School Allocation Total			165.0
<i>General Fund School Allocation, Percentage of Total Assigned Balance</i>			<i>32%</i>
School Site Programs	14197	Textbooks (formerly Instructional Materials Block Grant)	21.4
School Site Programs	13723	Charter School Categorical Block Grant	20.6
School Site Programs	Various	Filming/Non-Filming Rental	16.7
School Site Programs	13990	Humanizing Education for Equitable Transformation (HEET) Schools Facilities Improvements	7.8
School Site Programs	11665	Band and Drill Uniforms	5.8
School Site Programs	10257	Software Bundle	5.4
School Site Programs	11664	Athletics School Uniform	4.8
School Site Programs	13724	Charter School Allocation In Lieu Of Economic Impact Aide	4.4
School Site Programs	11266	Community Schools Resolution	3.9
School Site Programs	14861	Start-Up Costs-New Schools	2.8
School Site Programs	10590	Paraprofessional Teacher Training	2.3
School Site Programs	11476	Civic Center Permit Program	1.7
School Site Programs	10582	Alternative Certification-Internship Secondary	1.7
School Site Programs	14340	Transcripts Of Pupils' Records	1.2
School Site Programs	10381	Lease/Rental Proceeds-Charter Agreement	1.1
School Site Programs	10817	Assembly Bill 10 Hygiene	1.0
School Site Programs	14220	Advance Placement Test Fee	0.8
School Site Programs	13950	Instructional Material Account-Library Fines	0.8
School Site Programs	10188	National Board Certification - Support	0.7
School Site Programs	12702	Verizon Innovative Learning Digital Promise	0.7
School Site Programs	13787	Charter School Charges	0.5
School Site Programs	10315	Utilities Savings Sharing Program	0.5
School Site Programs	Various	School Donations	0.4
School Site Programs	10644	Verizon/Homelessness and Foster Care Program - School	0.4
School Site Programs	13791	Maintenance & Operation Services-Wellness Clinic	0.4
School Site Programs	10598	General Fund Portion-Unified Enrollment	0.3
School Site Programs	16141	General Fund-Computer Reimbursement	0.3
School Site Programs	10194	Partner Program	0.3
School Site Programs	10600	Classified School Employee Teacher Credential	0.2
School Site Programs	10603	Proposition 58 Implementation-Central	0.2
School Site Programs	14151	Obsolete Textbooks	0.2
School Site Programs	13211	Office of Inspector General Audit Settlement Reimbursement	0.2
School Site Programs	15829	Star Program	0.2
School Site Programs	10356	ARC Reimbursement-After School	0.1
School Site Programs	17629	School Determined Education Program (SDEP) -Extended Kindergarten Program	0.1
School Site Programs	13229	Special Education-School Based Enterprise	0.1
School Site Programs	14129	Districtwide Report Card - Supplemental	0.1
School Site Programs	14219	Preliminary Scholastic Aptitude Test (PSAT)/National Merit Scholarship Qualifying Test (NMQT)	0.1
School Site Programs	10382	Facilities Services-Wellness Clinics	0.1
School Site Programs	10636	Foundation for Early Childhood	0.1
School Site Programs	10329	Special Education School Library Aide	0.1
School Site Programs	10581	School Community Violence Prevention	0.1
School Site Programs	10449	Athletics Other Exp-Schools	0.1
School Site Programs	10320	Leadership Framework Contract	0.1
School Site Programs	11486	Fund for Accelerated Learning Initiatives	0.1

CATEGORY	PROGRAM	PROGRAM NAME	2022-23 Actuals
School Site Programs	11684	Facilities Services Division-Emergent Requirements-Schools	0.1
School Site Programs	Various	All Others	0.2
School Site Programs	13794	Maintenance & Operations Cleanliness Fund (Service Employees International Union)	(0.1)
School Site Programs	15369	Foreign Student Processing Fee	(0.1)
School Site Programs Total			110.7
<i>School Site Programs, Percentage of Total Assigned Balance</i>			22%
Districtwide Costs	14439	Pending Board-Approved Distribution	63.3
Districtwide Costs	17675	Reserve For Budget Redirection	52.4
Districtwide Costs	16929	Reserve For One-time Expenditures	23.0
Districtwide Costs	16928	Reserve For Ongoing Expenditures	13.7
Districtwide Costs	10591	White Fleet Vehicle Replacement Plan	11.6
Districtwide Costs	13050	School District-Audit & Examination	7.2
Districtwide Costs	12704	SAP Ariba and Concur	5.9
Districtwide Costs	13782	Charter Fee for Service - Maintenance & Operations	4.5
Districtwide Costs	10606	Local District Networks Configuration Projects	4.0
Districtwide Costs	17965	District Cost-Payment of Audit Findings	3.9
Districtwide Costs	10568	Los Angeles School Police Computer Aided Dispatch System	2.8
Districtwide Costs	10857	Program Support Cost (PSC) & Other Fee for Service	2.3
Districtwide Costs	14712	Information Technology Projects (General Fund) - Other Expenditures	1.7
Districtwide Costs	10593	Energy Rebate Conservation Administration	1.0
Districtwide Costs	10894	Health/Wellness Program for Active & Retired Employees	0.7
Districtwide Costs	10363	Fingerprint New Requests	0.7
Districtwide Costs	10633	San Julian Transportation Parts Warehouse-Fire	0.6
Districtwide Costs	13786	Charter School Fee-Instruction Division	0.5
Districtwide Costs	11667	School Police Student Body Security Overtime	0.4
Districtwide Costs	10652	R2 Fees	0.3
Districtwide Costs	10219	Information Technology Division (ITD) Projects - Administration	0.3
Districtwide Costs	13783	Specialized Charter Agreements	0.3
Districtwide Costs	14799	Information Technology Assets Disposition Revenue	0.2
Districtwide Costs	13745	Charter School Fee For Service	0.1
Districtwide Costs	11481	Agreement with Outside Agency	0.1
Districtwide Costs	Various	All Others	0.1
Districtwide Costs	10252	Information Technology Division (ITD) Priority Projects	(0.1)
Districtwide Costs	14790	Information Technology Division (ITD) General Fund-Portion-Disaster Recovery and Business Continuity Core Network	(0.1)
Districtwide Costs	13039	Liability Self Insurance-Legal Expense Excess Coverage	(1.2)
Districtwide Costs Total			200.3
<i>Districtwide Costs, Percentage of Total Assigned Balance</i>			39%
Central Office	13315	Beaudry Building Improvement	10.3
Central Office	10193	Data Center Hardware Refresh	4.2
Central Office	14423	Incentive-Breakfast-Discretionary	3.7
Central Office	12654	Board Members Discretionary Funds	2.1
Central Office	10467	Community Schools-Central	1.8
Central Office	12106	My Integrated Student Information System-General Fund	1.7
Central Office	11648	Facilities Condition Assessments-Administrative Sites	1.5
Central Office	15871	Vehicle Replacement	1.5
Central Office	Various	Commission on Teacher Credentialing (CTC)	1.1
Central Office	10643	Verizon/Homelessness and Foster Care Program - Central	0.8
Central Office	10621	Proposition 39 Over-Allocated Space-District Administration	0.8
Central Office	10825	CSUN Teacher Residency 2021TRI31	0.7
Central Office	12158	Enterprise Resource Planning (ERP) Program-Project Required-Positions	0.7

CATEGORY	PROGRAM	PROGRAM NAME	2022-23 Actuals
Central Office	10826	UCLA Teacher Residency 2021TRI32	0.6
Central Office	14713	Distance Learning and Digital Inclusion Allowance	0.5
Central Office	11164	Enterprise Software License-Legal Compliance	0.4
Central Office	10823	USC Teacher Residency 2021TRI30	0.3
Central Office	14494	Enterprise Help Desk General Fund	0.3
Central Office	10578	Teacher Quality & Staffing	0.3
Central Office	10811	457 Retirement Plan Administration Expense	0.2
Central Office	10355	General Fund Information Technology Initiative - Educational Technology	0.2
Central Office	14517	Contract Services -Energy Conservation	0.2
Central Office	10610	CTC TR9 CSUN Teacher Residency Program	0.1
Central Office	11669	School Police Reimbursement Account-Rio Hondo Community College	0.1
Central Office	10783	Advertising on White Fleet	0.1
Central Office	14471	Office Determined Needs	0.1
Central Office	13203	Long Term Leases-Publishing Costs	0.1
Central Office	11689	Filming Photo &Other Rental-Central	0.1
Central Office	15280	KLCS-Corporation for Public Broadcasting American Rescue Plan	0.1
Central Office	15375	Information Technology Division (ITD) General Fund Portion-Indirect	0.1
Central Office	Various	All Others	0.2
Central Office	10353	Labor Compliance Penalty Program	(0.2)
Central Office Total			35.0
<i>Central Office, Percentage of Total Assigned Balance</i>			<i>7%</i>
Grand Total			\$ 510.9

Unaudited Actuals
FINANCIAL REPORTS
2022-23 Unaudited Actuals
Summary of Unaudited Actual Data Submission

Following is a summary of the critical data elements contained in your unaudited actual data. Since these data may have fiscal implications for your agency, please verify their accuracy before filing your unaudited actual financial reports.

Form	Description	Value
CEA	Percent of Current Cost of Education Expended for Classroom Compensation	47.24%
	Must equal or exceed 60% for elementary, 55% for unified, and 50% for high school districts or future apportionments may be affected. (EC 41372)	
	CEA Deficiency Amount	\$667,600,806.34
	Applicable to districts not exempt from the requirement and not meeting the minimum classroom compensation percentage - see Form CEA for further details.	
ESMOE	Every Student Succeeds Act (ESSA) Maintenance of Effort (MOE) Determination	MOE Met
	If MOE Not Met, the 2024-25 apportionment may be reduced by the lesser of the following two percentages:	
	MOE Deficiency Percentage - Based on Total Expenditures	0.00%
	MOE Deficiency Percentage - Based on Expenditures Per ADA	0.00%
GANN	Adjustments to Appropriations Limit Per Government Code Section 7902.1	\$0.00
	Adjusted Appropriations Limit	\$3,855,780,832.80
	Appropriations Subject to Limit	\$3,855,780,832.80
	These amounts represent the board approved Appropriations Limit and Appropriations Subject to Limit pursuant to Government Code Section 7906 and EC 42132.	
ICR	Preliminary Proposed Indirect Cost Rate	5.95%
	Fixed-with-carry-forward indirect cost rate for use in 2024-25 subject to CDE approval.	

UNAUDITED ACTUAL FINANCIAL REPORT:

To the County Superintendent of Schools:

2022-23 UNAUDITED ACTUAL FINANCIAL REPORT. This report was prepared in accordance with Education Code Section 41010 and is hereby approved and filed by the governing board of the school district pursuant to Education Code Section 42100.

Signed: _____
Clerk / Secretary of the Governing Board
(Original signature required)

Date of Meeting: _____

To the Superintendent of Public Instruction:

2022-23 UNAUDITED ACTUAL FINANCIAL REPORT. This report has been verified for accuracy by the County Superintendent of Schools pursuant to Education Code Section 42100.

Signed: _____
County Superintendent/Designee
(Original signature required)

Date: _____

For additional information on the unaudited actual reports, please contact:

For County Office of Education:

Demetra Moore

Name
Business Services Consultant

Title
(562) 401-5497

Telephone
moore_demetra@laoe.edu

E-mail Address

For School District:

V. Luis Buendia

Name
Deputy Chief Business Officer

Title
(213) 241-1885

Telephone
luis.buendia@lausd.net

E-mail Address

G = General
Ledger Data; S =
Supplemental
Data

Data Supplied For:			
Form	Description	2022-23 Unaudited Actuals	2023-24 Budget
01	General Fund/County School Service Fund	GS	GS
08	Student Activity Special Revenue Fund	G	G
09	Charter Schools Special Revenue Fund		
10	Special Education Pass-Through Fund		
11	Adult Education Fund	G	G
12	Child Development Fund	G	G
13	Cafeteria Special Revenue Fund	G	G
14	Deferred Maintenance Fund		
15	Pupil Transportation Equipment Fund		
17	Special Reserve Fund for Other Than Capital Outlay Projects		
18	School Bus Emissions Reduction Fund		
19	Foundation Special Revenue Fund		
20	Special Reserve Fund for Postemployment Benefits		
21	Building Fund	G	G
25	Capital Facilities Fund	G	G
30	State School Building Lease- Purchase Fund	G	G
35	County School Facilities Fund	G	G
40	Special Reserve Fund for Capital Outlay Projects	G	G
49	Capital Project Fund for Blended Component Units		

51	Bond Interest and Redemption Fund	G	G
52	Debt Service Fund for Blended Component Units		
53	Tax Override Fund	G	G
56	Debt Service Fund	G	G
57	Foundation Permanent Fund		
61	Cafeteria Enterprise Fund		
62	Charter Schools Enterprise Fund		
63	Other Enterprise Fund		
66	Warehouse Revolving Fund		
67	Self-Insurance Fund	G	G
71	Retiree Benefit Fund	G	G
73	Foundation Private-Purpose Trust Fund		
76	Warrant/Pass-Through Fund		
95	Student Body Fund		
A	Average Daily Attendance	S	S
ASSET	Schedule of Capital Assets	S	
CA	Unaudited Actuals Certification	S	
CAT	Schedule for Categoricals		
CEA	Current Expense Formula/Minimum Classroom Comp. - Actuals	GS	
DEBT	Schedule of Long-Term Liabilities	GS	
ESMOE	Every Student Succeeds Act Maintenance of Effort	GS	
GANN	Appropriations Limit Calculations	GS	GS
ICR	Indirect Cost Rate Worksheet	GS	
L	Lottery Report	GS	
PCRAF	Program Cost Report Schedule of Allocation Factors	GS	

PCR	Program Cost Report	GS
SEA	Special Education Revenue Allocations	
SEAS	Special Education Revenue Allocations Setup (SELPA Selection)	
SIAA	Summary of Interfund Activities - Actuals	G

			2022-23 Unaudited Actuals			2023-24 Budget			% Diff Column C & F
Description	Resource Codes	Object Codes	Unrestricted (A)	Restricted (B)	Total Fund col. A + B (C)	Unrestricted (D)	Restricted (E)	Total Fund col. D + E (F)	
A. REVENUES									
1) LCFF Sources		8010-8099	6,565,617,410.73	30,606,531.00	6,596,223,941.73	6,709,970,874.00	28,298,669.00	6,738,269,543.00	2.2%
2) Federal Revenue		8100-8299	23,469,564.45	2,276,237,613.86	2,299,707,178.31	1,906,761.00	1,838,612,264.00	1,840,519,025.00	-20.0%
3) Other State Revenue		8300-8599	130,524,535.74	2,507,494,623.98	2,638,019,159.72	106,864,107.00	1,571,148,224.00	1,678,012,331.00	-36.4%
4) Other Local Revenue		8600-8799	139,203,259.67	56,160,936.02	195,364,195.69	244,745,446.00	29,457,446.00	274,202,892.00	40.4%
5) TOTAL, REVENUES			6,858,814,770.59	4,870,499,704.86	11,729,314,475.45	7,063,487,188.00	3,467,516,603.00	10,531,003,791.00	-10.2%
B. EXPENDITURES									
1) Certificated Salaries		1000-1999	2,040,604,404.91	1,427,414,680.01	3,468,019,084.92	2,748,266,117.00	982,123,900.00	3,730,390,017.00	7.6%
2) Classified Salaries		2000-2999	624,736,494.89	724,021,553.14	1,348,758,048.03	806,838,829.00	627,126,942.00	1,433,965,771.00	6.3%
3) Employee Benefits		3000-3999	1,347,984,343.31	1,244,696,063.39	2,592,680,406.70	1,611,935,064.00	1,208,236,337.87	2,820,171,401.87	8.8%
4) Books and Supplies		4000-4999	268,095,302.37	404,640,756.83	672,736,059.20	514,033,804.00	1,379,081,142.36	1,893,114,946.36	181.4%
5) Services and Other Operating Expenditures		5000-5999	534,284,757.44	697,640,440.46	1,231,925,197.90	565,788,411.00	1,152,676,693.08	1,718,465,104.08	39.5%
6) Capital Outlay		6000-6999	83,328,638.10	20,555,477.27	103,884,115.37	48,245,323.00	5,323,432.00	53,568,755.00	-48.4%
7) Other Outgo (excluding Transfers of Indirect Costs)		7100-7299 7400-7499	24,336,201.77	4,015,967.36	28,352,169.13	10,578,824.00	0.00	10,578,824.00	-62.7%
8) Other Outgo - Transfers of Indirect Costs		7300-7399	(165,609,456.83)	141,588,908.05	(24,020,548.78)	(143,420,521.00)	123,381,575.00	(20,038,946.00)	-16.6%
9) TOTAL, EXPENDITURES			4,757,760,685.96	4,664,573,846.51	9,422,334,532.47	6,162,265,851.00	5,477,950,022.31	11,640,215,873.31	23.5%
C. EXCESS (DEFICIENCY) OF REVENUES OVER EXPENDITURES BEFORE OTHER FINANCING SOURCES AND USES (A5 - B9)			2,101,054,084.63	205,925,858.35	2,306,979,942.98	901,221,337.00	(2,010,433,419.31)	(1,109,212,082.31)	-148.1%
D. OTHER FINANCING SOURCES/USES									
1) Interfund Transfers									
a) Transfers In		8900-8929	40,597,784.42	451,372.28	41,049,156.70	30,000,000.00	0.00	30,000,000.00	-26.9%
b) Transfers Out		7600-7629	15,470,624.39	89,316.37	15,559,940.76	27,191,617.00	0.00	27,191,617.00	74.8%
2) Other Sources/Uses									
a) Sources		8930-8979	50,821,021.62	0.00	50,821,021.62	10,000.00	0.00	10,000.00	-100.0%
b) Uses		7630-7699	0.00	0.00	0.00	0.00	0.00	0.00	0.0%
3) Contributions		8980-8999	(1,084,570,071.22)	1,084,570,071.22	0.00	(1,425,854,525.00)	1,425,854,525.00	0.00	0.0%
4) TOTAL, OTHER FINANCING SOURCES/USES			(1,008,621,889.57)	1,084,932,127.13	76,310,237.56	(1,423,036,142.00)	1,425,854,525.00	2,818,383.00	-96.3%
E. NET INCREASE (DECREASE) IN FUND BALANCE (C + D4)			1,092,432,195.06	1,290,857,985.48	2,383,290,180.54	(521,814,805.00)	(584,578,894.31)	(1,106,393,699.31)	-146.4%
F. FUND BALANCE, RESERVES									
1) Beginning Fund Balance									
a) As of July 1 - Unaudited		9791	2,850,561,197.18	549,533,474.26	3,400,094,671.44	3,912,216,677.24	1,795,218,866.61	5,707,435,543.85	67.9%
b) Audit Adjustments		9793	(72,800,003.00)	1,026,762.87	(71,773,240.13)	0.00	0.00	0.00	-100.0%
c) As of July 1 - Audited (F1a + F1b)			2,777,761,194.18	550,560,237.13	3,328,321,431.31	3,912,216,677.24	1,795,218,866.61	5,707,435,543.85	71.5%
d) Other Restatements		9795	42,023,288.00	(46,199,356.00)	(4,176,068.00)	(575,583,000.19)	47,403,572.70	(528,179,427.49)	12,547.8%
e) Adjusted Beginning Balance (F1c + F1d)			2,819,784,482.18	504,360,881.13	3,324,145,363.31	3,336,633,677.05	1,842,622,439.31	5,179,256,116.36	55.8%
2) Ending Balance, June 30 (E + F1e)			3,912,216,677.24	1,795,218,866.61	5,707,435,543.85	2,814,818,872.05	1,258,043,545.00	4,072,862,417.05	-28.6%
Components of Ending Fund Balance									
a) Nonspendable									
Revolving Cash		9711	2,869,847.34	0.00	2,869,847.34	2,881,982.00	0.00	2,881,982.00	0.4%
Stores		9712	34,749,396.50	0.00	34,749,396.50	32,981,082.00	0.00	32,981,082.00	-5.1%
Prepaid Items		9713	10,297,808.35	360,581.91	10,658,390.26	7,145,068.00	0.00	7,145,068.00	-33.0%
All Others		9719	0.00	0.00	0.00	0.00	0.00	0.00	0.0%
b) Restricted		9740	0.00	1,794,858,284.70	1,794,858,284.70	0.00	1,258,043,545.00	1,258,043,545.00	-29.9%
c) Committed									
Stabilization Arrangements		9750	0.00	0.00	0.00	0.00	0.00	0.00	0.0%
Other Commitments		9760	2,920,907,731.00	0.00	2,920,907,731.00	1,972,783,012.00	0.00	1,972,783,012.00	-32.5%
d) Assigned									
Other Assignments		9780	510,899,124.00	0.00	510,899,124.00	451,874,819.00	0.00	451,874,819.00	-11.6%
e) Unassigned/Unappropriated									
Reserve for Economic Uncertainties		9789	238,780,000.00	0.00	238,780,000.00	233,450,000.00	0.00	233,450,000.00	-2.2%
Unassigned/Unappropriated Amount		9790	193,712,770.05	0.00	193,712,770.05	113,702,909.05	0.00	113,702,909.05	-41.3%
G. ASSETS									
1) Cash									
a) in County Treasury		9110	4,771,309,538.37	1,727,656,510.32	6,498,966,048.69				
1) Fair Value Adjustment to Cash in County Treasury		9111	(314,151,391.15)	0.00	(314,151,391.15)				
b) in Banks		9120	3,993,512.85	0.00	3,993,512.85				
c) in Revolving Cash Account		9130	2,869,847.34	0.00	2,869,847.34				
d) with Fiscal Agent/Trustee		9135	0.00	0.00	0.00				
e) Collections Awaiting Deposit		9140	0.00	0.00	0.00				
2) Investments		9150	0.00	0.00	0.00				
3) Accounts Receivable		9200	95,517,362.19	2,438,538.18	97,955,900.37				
4) Due from Grantor Government		9290	33,049,595.28	931,966,962.01	965,016,557.29				
5) Due from Other Funds		9310	0.00	0.00	0.00				
6) Stores		9320	34,749,396.50	0.00	34,749,396.50				

DescriptionResource CodesObject Codes			2022-23 Unaudited Actuals			2023-24 Budget			% Diff Column C & F
			Unrestricted (A)	Restricted (B)	Total Fund col. A + B (C)	Unrestricted (D)	Restricted (E)	Total Fund col. D + E (F)	
7) Prepaid Expenditures		9330	10,297,808.35	360,581.91	10,658,390.26				
8) Other Current Assets		9340	0.00	0.00	0.00				
9) Lease Receivable		9380	12,381,013.26	0.00	12,381,013.26				
10) TOTAL, ASSETS			4,650,016,682.99	2,662,422,592.42	7,312,439,275.41				
H. DEFERRED OUTFLOWS OF RESOURCES									
1) Deferred Outflows of Resources		9490	0.00	0.00	0.00				
2) TOTAL, DEFERRED OUTFLOWS			0.00	0.00	0.00				
I. LIABILITIES									
1) Accounts Payable		9500	664,010,138.78	607,195,915.49	1,271,206,054.27				
2) Due to Grantor Governments		9590	61,348,853.71	159,253,128.03	220,601,981.74				
3) Due to Other Funds		9610	0.00	0.00	0.00				
4) Current Loans		9640	0.00	0.00	0.00				
5) Unearned Revenue		9650	60,000.00	100,754,682.29	100,814,682.29				
6) TOTAL, LIABILITIES			725,418,992.49	867,203,725.81	1,592,622,718.30				
J. DEFERRED INFLOWS OF RESOURCES									
1) Deferred Inflows of Resources		9690	12,381,013.26	0.00	12,381,013.26				
2) TOTAL, DEFERRED INFLOWS			12,381,013.26	0.00	12,381,013.26				
K. FUND EQUITY									
Ending Fund Balance, June 30									
(must agree with line F2) (G10 + H2) - (I6 + J2)			3,912,216,677.24	1,795,218,866.61	5,707,435,543.85				
LCFF SOURCES									
Principal Apportionment									
State Aid - Current Year		8011	4,484,940,855.38	0.00	4,484,940,855.38	3,825,331,533.00	0.00	3,825,331,533.00	-14.7%
Education Protection Account State Aid - Current Year		8012	357,334,381.00	0.00	357,334,381.00	1,254,767,946.00	0.00	1,254,767,946.00	251.1%
State Aid - Prior Years		8019	4,056,475.56	0.00	4,056,475.56	0.00	0.00	0.00	-100.0%
Tax Relief Subventions									
Homeowners' Exemptions		8021	6,470,437.51	0.00	6,470,437.51	6,475,853.00	0.00	6,475,853.00	0.1%
Timber Yield Tax		8022	0.00	0.00	0.00	0.00	0.00	0.00	0.0%
Other Subventions/In-Lieu Taxes		8029	9,411,931.17	0.00	9,411,931.17	9,412,149.00	0.00	9,412,149.00	0.0%
County & District Taxes									
Secured Roll Taxes		8041	1,480,018,488.79	0.00	1,480,018,488.79	1,442,590,208.00	0.00	1,442,590,208.00	-2.5%
Unsecured Roll Taxes		8042	45,878,357.69	0.00	45,878,357.69	45,878,358.00	0.00	45,878,358.00	0.0%
Prior Years' Taxes		8043	74,906,292.64	0.00	74,906,292.64	81,259,878.00	0.00	81,259,878.00	8.5%
Supplemental Taxes		8044	41,464,871.00	0.00	41,464,871.00	44,805,240.00	0.00	44,805,240.00	8.1%
Education Revenue Augmentation Fund (ERAF)		8045	298,516,357.46	0.00	298,516,357.46	262,768,082.00	0.00	262,768,082.00	-12.0%
Community Redevelopment Funds (SB 617/699/1992)		8047	145,678,269.90	0.00	145,678,269.90	137,536,872.00	0.00	137,536,872.00	-5.6%
Penalties and Interest from Delinquent Taxes		8048	579,413.63	0.00	579,413.63	0.00	0.00	0.00	-100.0%
Miscellaneous Funds (EC 41604)									
Royalties and Bonuses		8081	0.00	0.00	0.00	0.00	0.00	0.00	0.0%
Other In-Lieu Taxes		8082	0.00	0.00	0.00	0.00	0.00	0.00	0.0%
Less: Non-LCFF (50%) Adjustment		8089	0.00	0.00	0.00	0.00	0.00	0.00	0.0%
Subtotal, LCFF Sources			6,949,256,131.73	0.00	6,949,256,131.73	7,110,826,119.00	0.00	7,110,826,119.00	2.3%
LCFF Transfers									
Unrestricted LCFF Transfers - Current Year	0000	8091	0.00		0.00	0.00		0.00	0.0%
All Other LCFF Transfers - Current Year	All Other	8091	0.00	0.00	0.00	0.00	0.00	0.00	0.0%
Transfers to Charter Schools in Lieu of Property Taxes		8096	(383,638,721.00)	0.00	(383,638,721.00)	(400,855,245.00)	0.00	(400,855,245.00)	4.5%
Property Taxes Transfers		8097	0.00	30,606,531.00	30,606,531.00	0.00	28,298,669.00	28,298,669.00	-7.5%
LCFF/Revenue Limit Transfers - Prior Years		8099	0.00	0.00	0.00	0.00	0.00	0.00	0.0%
TOTAL, LCFF SOURCES			6,565,617,410.73	30,606,531.00	6,596,223,941.73	6,709,970,874.00	28,298,669.00	6,738,269,543.00	2.2%
FEDERAL REVENUE									
Maintenance and Operations		8110	0.00	0.00	0.00	0.00	0.00	0.00	0.0%
Special Education Entitlement		8181	0.00	125,115,653.04	125,115,653.04	0.00	157,801,520.00	157,801,520.00	26.1%
Special Education Discretionary Grants		8182	0.00	36,372,473.04	36,372,473.04	0.00	14,741,281.00	14,741,281.00	-59.5%
Child Nutrition Programs		8220	0.00	0.00	0.00	0.00	0.00	0.00	0.0%
Donated Food Commodities		8221	0.00	0.00	0.00	0.00	0.00	0.00	0.0%
Forest Reserve Funds		8260	25,381.57	0.00	25,381.57	0.00	0.00	0.00	-100.0%
Flood Control Funds		8270	0.00	0.00	0.00	0.00	0.00	0.00	0.0%
Wildlife Reserve Funds		8280	0.00	0.00	0.00	0.00	0.00	0.00	0.0%
FEMA		8281	13,476,963.44	1,871.00	13,478,834.44	0.00	0.00	0.00	-100.0%
Interagency Contracts Between LEAs		8285	0.00	1,246,265.49	1,246,265.49	0.00	460,372.00	460,372.00	-63.1%
Pass-Through Revenues from Federal Sources		8287	0.00	27,500.00	27,500.00	0.00	0.00	0.00	-100.0%
Title I, Part A, Basic	3010	8290		338,050,053.33	338,050,053.33		448,087,557.00	448,087,557.00	32.6%
Title I, Part D, Local Delinquent Programs	3025	8290		0.00	0.00		0.00	0.00	0.0%
Title II, Part A, Supporting Effective Instruction	4035	8290		23,464,004.37	23,464,004.37		39,766,287.00	39,766,287.00	69.5%
Title III, Part A, Immigrant Student Program	4201	8290		0.00	0.00		0.00	0.00	0.0%

Description	Resource Codes	Object Codes	2022-23 Unaudited Actuals			2023-24 Budget			% Diff Column C & F
			Unrestricted (A)	Restricted (B)	Total Fund col. A + B (C)	Unrestricted (D)	Restricted (E)	Total Fund col. D + E (F)	
Title III, Part A, English Learner Program	4203	8290		9,861,280.19	9,861,280.19		24,604,794.00	24,604,794.00	149.5%
Public Charter Schools Grant Program (PCSGP)	4610	8290		0.00	0.00		0.00	0.00	0.0%
Other NCLB / Every Student Succeeds Act	3040, 3060, 3061, 3110, 3150, 3155, 3180, 3182, 4037, 4123, 4124, 4126, 4127, 4128, 5630	8290		51,787,329.42	51,787,329.42		88,586,072.00	88,586,072.00	71.1%
Career and Technical Education	3500-3599	8290		6,399,841.73	6,399,841.73		6,575,268.00	6,575,268.00	2.7%
All Other Federal Revenue	All Other	8290	9,967,219.44	1,683,911,342.25	1,693,878,561.69	1,906,761.00	1,057,989,113.00	1,059,895,874.00	-37.4%
TOTAL, FEDERAL REVENUE			23,469,564.45	2,276,237,613.86	2,299,707,178.31	1,906,761.00	1,838,612,264.00	1,840,519,025.00	-20.0%
OTHER STATE REVENUE									
Other State Apportionments									
ROC/P Entitlement									
Prior Years	6360	8319		0.00	0.00		0.00	0.00	0.0%
Special Education Master Plan									
Current Year	6500	8311		468,963,967.00	468,963,967.00		438,005,732.00	438,005,732.00	-6.8%
Prior Years	6500	8319		2,625,887.00	2,625,887.00		0.00	0.00	-100.0%
All Other State Apportionments - Current Year	All Other	8311	0.00	3,637,144.00	3,637,144.00	0.00	3,637,144.00	3,637,144.00	0.0%
All Other State Apportionments - Prior Years	All Other	8319	0.00	12,500.00	12,500.00	0.00	0.00	0.00	-100.0%
Child Nutrition Programs		8520	0.00	56,897,108.00	56,897,108.00	0.00	0.00	0.00	-100.0%
Mandated Costs Reimbursements		8550	16,266,758.00	0.00	16,266,758.00	17,831,209.00	0.00	17,831,209.00	9.6%
Lottery - Unrestricted and Instructional Materials		8560	89,300,202.89	44,865,671.74	134,165,874.63	66,313,430.00	26,135,293.00	92,448,723.00	-31.1%
Tax Relief Subventions									
Restricted Levies - Other									
Homeowners' Exemptions		8575	0.00	0.00	0.00	0.00	0.00	0.00	0.0%
Other Subventions/In-Lieu Taxes		8576	0.00	0.00	0.00	0.00	0.00	0.00	0.0%
Pass-Through Revenues from									
State Sources		8587	0.00	0.00	0.00	0.00	0.00	0.00	0.0%
After School Education and Safety (ASES)	6010	8590		88,256,925.51	88,256,925.51		129,038,926.00	129,038,926.00	46.2%
Charter School Facility Grant	6030	8590		0.00	0.00		0.00	0.00	0.0%
Drug/Alcohol/Tobacco Funds	6650, 6690, 6695	8590		1,913,685.74	1,913,685.74		1,500,000.00	1,500,000.00	-21.8%
California Clean Energy Jobs Act	6230	8590		0.00	0.00		0.00	0.00	0.0%
Career Technical Education Incentive Grant Program	6387	8590		8,590,821.98	8,590,821.98		2,184,321.00	2,184,321.00	-74.6%
American Indian Early Childhood Education	7210	8590		0.00	0.00		0.00	0.00	0.0%
Specialized Secondary	7370	8590		218,289.93	218,289.93		0.00	0.00	-100.0%
All Other State Revenue	All Other	8590	24,957,574.85	1,831,512,623.08	1,856,470,197.93	22,719,468.00	970,646,808.00	993,366,276.00	-46.5%
TOTAL, OTHER STATE REVENUE			130,524,535.74	2,507,494,623.98	2,638,019,159.72	106,864,107.00	1,571,148,224.00	1,678,012,331.00	-36.4%
OTHER LOCAL REVENUE									
Other Local Revenue									
County and District Taxes									
Other Restricted Levies									
Secured Roll		8615	0.00	0.00	0.00	0.00	0.00	0.00	0.0%
Unsecured Roll		8616	0.00	0.00	0.00	0.00	0.00	0.00	0.0%
Prior Years' Taxes		8617	0.00	0.00	0.00	0.00	0.00	0.00	0.0%
Supplemental Taxes		8618	0.00	0.00	0.00	0.00	0.00	0.00	0.0%
Non-Ad Valorem Taxes									
Parcel Taxes		8621	0.00	0.00	0.00	0.00	0.00	0.00	0.0%
Other		8622	0.00	0.00	0.00	0.00	0.00	0.00	0.0%
Community Redevelopment Funds Not Subject to LCFF Deduction		8625	0.00	0.00	0.00	0.00	0.00	0.00	0.0%
Penalties and Interest from Delinquent Non-LCFF Taxes		8629	0.00	0.00	0.00	0.00	0.00	0.00	0.0%
Sales									
Sale of Equipment/Supplies		8631	1,170,382.59	0.00	1,170,382.59	500,000.00	0.00	500,000.00	-57.3%
Sale of Publications		8632	0.00	0.00	0.00	0.00	0.00	0.00	0.0%
Food Service Sales		8634	0.00	0.00	0.00	0.00	0.00	0.00	0.0%
All Other Sales		8639	0.00	0.00	0.00	0.00	0.00	0.00	0.0%
Leases and Rentals		8650	22,116,124.55	0.00	22,116,124.55	21,244,000.00	0.00	21,244,000.00	-3.9%
Interest		8660	130,664,461.21	0.00	130,664,461.21	108,124,048.00	0.00	108,124,048.00	-17.3%
Net Increase (Decrease) in the Fair Value of Investments		8662	(154,764,991.85)	0.00	(154,764,991.85)	0.00	0.00	0.00	-100.0%
Fees and Contracts									
Adult Education Fees		8671	0.00	0.00	0.00	0.00	0.00	0.00	0.0%
Non-Resident Students		8672	0.00	0.00	0.00	0.00	0.00	0.00	0.0%
Transportation Fees From Individuals		8675	0.00	0.00	0.00	0.00	0.00	0.00	0.0%
Interagency Services		8677	0.00	462,123.00	462,123.00	0.00	0.00	0.00	-100.0%
Mitigation/Developer Fees		8681	0.00	0.00	0.00	0.00	0.00	0.00	0.0%
All Other Fees and Contracts		8689	39,383,053.55	14,863.82	39,397,917.37	37,439,742.00	0.00	37,439,742.00	-5.0%
Other Local Revenue									

Description	Resource Codes	Object Codes	2022-23 Unaudited Actuals			2023-24 Budget			% Diff Column C & F
			Unrestricted (A)	Restricted (B)	Total Fund col. A + B (C)	Unrestricted (D)	Restricted (E)	Total Fund col. D + E (F)	
Plus: Miscellaneous Funds Non-LCFF (50 Percent) Adjustment		8691	0.00	0.00	0.00	0.00	0.00	0.00	0.0%
Pass-Through Revenue from Local Sources		8697	0.00	0.00	0.00	0.00	0.00	0.00	0.0%
All Other Local Revenue		8699	100,634,229.62	55,683,949.20	156,318,178.82	77,437,656.00	29,073,659.00	106,511,315.00	-31.9%
Tuition		8710	0.00	0.00	0.00	0.00	383,787.00	383,787.00	New
All Other Transfers In		8781-8783	0.00	0.00	0.00	0.00	0.00	0.00	0.0%
Transfers of Apportionments									
Special Education SELPA Transfers									
From Districts or Charter Schools	6500	8791		0.00	0.00		0.00	0.00	0.0%
From County Offices	6500	8792		0.00	0.00		0.00	0.00	0.0%
From JPAs	6500	8793		0.00	0.00		0.00	0.00	0.0%
ROC/P Transfers									
From Districts or Charter Schools	6360	8791		0.00	0.00		0.00	0.00	0.0%
From County Offices	6360	8792		0.00	0.00		0.00	0.00	0.0%
From JPAs	6360	8793		0.00	0.00		0.00	0.00	0.0%
Other Transfers of Apportionments									
From Districts or Charter Schools	All Other	8791	0.00	0.00	0.00	0.00	0.00	0.00	0.0%
From County Offices	All Other	8792	0.00	0.00	0.00	0.00	0.00	0.00	0.0%
From JPAs	All Other	8793	0.00	0.00	0.00	0.00	0.00	0.00	0.0%
All Other Transfers In from All Others		8799	0.00	0.00	0.00	0.00	0.00	0.00	0.0%
TOTAL, OTHER LOCAL REVENUE			139,203,259.67	56,160,936.02	195,364,195.69	244,745,446.00	29,457,446.00	274,202,892.00	40.4%
TOTAL, REVENUES			6,858,814,770.59	4,870,499,704.86	11,729,314,475.45	7,063,487,188.00	3,467,516,603.00	10,531,003,791.00	-10.2%
CERTIFICATED SALARIES									
Certificated Teachers' Salaries		1100	1,573,655,971.33	775,394,522.30	2,349,050,493.63	2,038,247,722.00	548,239,008.00	2,586,486,730.00	10.1%
Certificated Pupil Support Salaries		1200	139,878,235.98	270,178,023.67	410,056,259.65	234,557,263.00	167,429,072.00	401,986,335.00	-2.0%
Certificated Supervisors' and Administrators' Salaries		1300	246,441,638.51	162,451,750.41	408,893,388.92	350,777,215.00	112,685,496.00	463,462,711.00	13.3%
Other Certificated Salaries		1900	80,628,559.09	219,390,383.63	300,018,942.72	124,683,917.00	153,770,324.00	278,454,241.00	-7.2%
TOTAL, CERTIFICATED SALARIES			2,040,604,404.91	1,427,414,680.01	3,468,019,084.92	2,748,266,117.00	982,123,900.00	3,730,390,017.00	7.8%
CLASSIFIED SALARIES									
Classified Instructional Salaries		2100	18,786,925.75	298,111,295.33	316,898,221.08	33,583,031.00	344,829,422.00	378,412,453.00	19.4%
Classified Support Salaries		2200	256,700,353.34	178,755,327.84	435,455,681.18	304,282,461.00	108,578,857.00	412,861,318.00	-5.2%
Classified Supervisors' and Administrators' Salaries		2300	32,293,181.06	5,336,428.50	37,629,610.56	40,235,467.00	5,005,648.00	45,241,115.00	20.2%
Clerical, Technical and Office Salaries		2400	267,723,068.11	109,992,297.66	377,715,365.77	262,065,942.00	82,707,592.00	344,773,534.00	-8.7%
Other Classified Salaries		2900	49,232,966.63	131,826,202.81	181,059,169.44	166,671,928.00	86,005,423.00	252,677,351.00	39.6%
TOTAL, CLASSIFIED SALARIES			624,736,494.89	724,021,553.14	1,348,758,048.03	806,838,829.00	627,126,942.00	1,433,965,771.00	6.3%
EMPLOYEE BENEFITS									
STRS		3101-3102	381,357,258.98	569,041,210.41	950,398,469.39	523,144,669.00	490,740,591.00	1,013,885,260.00	6.7%
PERS		3201-3202	146,093,592.36	150,423,571.28	296,517,163.64	217,160,904.00	144,304,870.00	361,465,774.00	21.9%
OASDI/Medicare/Alternative		3301-3302	79,848,010.03	72,280,870.98	152,128,881.01	107,323,948.00	62,047,883.00	169,371,831.00	11.3%
Health and Welfare Benefits		3401-3402	526,953,232.66	306,697,715.91	833,650,948.57	464,799,873.00	332,677,100.00	797,476,973.00	-4.3%
Unemployment Insurance		3501-3502	13,910,598.32	9,535,761.07	23,446,359.39	1,979,314.00	823,115.00	2,802,429.00	-88.0%
Workers' Compensation		3601-3602	71,145,743.94	56,210,067.51	127,355,811.45	71,451,568.00	39,097,836.87	110,549,404.87	-13.2%
OPEB, Allocated		3701-3702	1,632.80	151,222.89	152,855.69	111,399,279.00	67,242,017.00	178,641,296.00	116,769.2%
OPEB, Active Employees		3751-3752	128,661,358.62	80,355,643.34	209,017,001.96	114,675,509.00	71,302,925.00	185,978,434.00	-11.0%
Other Employee Benefits		3901-3902	12,915.60	0.00	12,915.60	0.00	0.00	0.00	-100.0%
TOTAL, EMPLOYEE BENEFITS			1,347,984,343.31	1,244,696,063.39	2,592,680,406.70	1,611,935,064.00	1,208,236,337.87	2,820,171,401.87	8.8%
BOOKS AND SUPPLIES									
Approved Textbooks and Core Curricula Materials		4100	79,492,963.57	44,884,496.29	124,377,459.86	117,936,439.00	26,135,543.00	144,071,982.00	15.8%
Books and Other Reference Materials		4200	24,434,982.04	3,347,023.69	27,782,005.73	3,437,432.00	336,859.00	3,774,291.00	-86.4%
Materials and Supplies		4300	139,591,536.81	315,820,887.94	455,412,424.75	372,984,930.00	1,339,910,932.43	1,712,895,862.43	276.1%
Noncapitalized Equipment		4400	24,525,613.02	39,708,626.59	64,234,239.61	19,663,667.00	12,492,561.93	32,156,228.93	-49.9%
Food		4700	50,206.93	879,722.32	929,929.25	11,336.00	205,246.00	216,582.00	-76.7%
TOTAL, BOOKS AND SUPPLIES			268,095,302.37	404,640,756.83	672,736,059.20	514,033,804.00	1,379,081,142.36	1,893,114,946.36	181.4%
SERVICES AND OTHER OPERATING EXPENDITURES									
Subagreements for Services		5100	415,680.18	370,444,481.73	370,860,161.91	0.00	514,016,118.00	514,016,118.00	38.6%
Travel and Conferences		5200	5,089,546.14	8,238,560.87	13,328,107.01	5,485,924.00	1,429,760.00	6,915,684.00	-48.1%
Dues and Memberships		5300	2,657,633.88	74,494.68	2,732,128.56	2,574,007.00	4,892.00	2,578,899.00	-5.6%
Insurance		5400 - 5450	69,228,111.30	0.00	69,228,111.30	65,783,712.00	0.00	65,783,712.00	-5.0%
Operations and Housekeeping Services		5500	177,743,908.36	16,199,936.59	193,943,844.95	187,799,055.00	2,000.00	187,801,055.00	-3.2%
Rentals, Leases, Repairs, and Noncapitalized Improvements		5600	7,925,514.72	12,296,536.95	20,222,051.67	16,744,917.00	1,603,167.00	18,348,084.00	-9.3%
Transfers of Direct Costs		5710	0.00	0.00	0.00	0.00	0.00	0.00	0.0%
Transfers of Direct Costs - Interfund		5750	(172,290.21)	164,967.17	(7,323.04)	0.00	0.00	0.00	-100.0%
Professional/Consulting Services and Operating Expenditures		5800	238,788,431.10	267,431,057.70	506,219,488.80	252,230,840.00	635,320,696.08	887,551,536.08	75.3%
Communications		5900	32,608,221.97	22,790,404.77	55,398,626.74	35,169,956.00	300,060.00	35,470,016.00	-36.0%
TOTAL, SERVICES AND OTHER OPERATING EXPENDITURES			534,284,757.44	697,640,440.46	1,231,925,197.90	565,788,411.00	1,152,676,693.08	1,718,465,104.08	39.5%

			2022-23 Unaudited Actuals			2023-24 Budget			% Diff Column C & F
			Unrestricted (A)	Restricted (B)	Total Fund col. A + B (C)	Unrestricted (D)	Restricted (E)	Total Fund col. D + E (F)	
Description	Resource Codes	Object Codes							
CAPITAL OUTLAY									
Land		6100	0.00	0.00	0.00	0.00	0.00	0.00	0.0%
Land Improvements		6170	6,731.05	0.00	6,731.05	174,526.00	0.00	174,526.00	2,492.8%
Buildings and Improvements of Buildings		6200	9,310,867.28	1,375,877.26	10,686,744.54	8,201,420.00	3,838,093.00	12,039,513.00	12.7%
Books and Media for New School Libraries or Major Expansion of School Libraries		6300	0.00	0.00	0.00	0.00	0.00	0.00	0.0%
Equipment		6400	23,453,980.45	19,179,600.01	42,633,580.46	39,749,377.00	1,485,339.00	41,234,716.00	-3.3%
Equipment Replacement		6500	0.00	0.00	0.00	120,000.00	0.00	120,000.00	New
Lease Assets		6600	3,489,424.66	0.00	3,489,424.66	0.00	0.00	0.00	-100.0%
Subscription Assets		6700	47,067,634.66	0.00	47,067,634.66	0.00	0.00	0.00	-100.0%
TOTAL, CAPITAL OUTLAY			83,328,638.10	20,555,477.27	103,884,115.37	48,245,323.00	5,323,432.00	53,568,755.00	-48.4%
OTHER OUTGO (excluding Transfers of Indirect Costs)									
Tuition									
Tuition for Instruction Under Interdistrict									
Attendance Agreements	7110		0.00	0.00	0.00	0.00	0.00	0.00	0.0%
State Special Schools	7130		20,489.83	0.00	20,489.83	638,966.00	0.00	638,966.00	3,018.5%
Tuition, Excess Costs, and/or Deficit Payments									
Payments to Districts or Charter Schools	7141		0.00	0.00	0.00	11,500.00	0.00	11,500.00	New
Payments to County Offices	7142		5,937,711.00	0.00	5,937,711.00	4,174,776.00	0.00	4,174,776.00	-29.7%
Payments to JPAs	7143		0.00	0.00	0.00	0.00	0.00	0.00	0.0%
Transfers of Pass-Through Revenues									
To Districts or Charter Schools	7211		0.00	27,500.00	27,500.00	0.00	0.00	0.00	-100.0%
To County Offices	7212		0.00	0.00	0.00	0.00	0.00	0.00	0.0%
To JPAs	7213		0.00	0.00	0.00	0.00	0.00	0.00	0.0%
Special Education SELPA Transfers of Apportionments									
To Districts or Charter Schools	6500	7221		0.00	0.00		0.00	0.00	0.0%
To County Offices	6500	7222		0.00	0.00		0.00	0.00	0.0%
To JPAs	6500	7223		0.00	0.00		0.00	0.00	0.0%
ROC/P Transfers of Apportionments									
To Districts or Charter Schools	6360	7221		0.00	0.00		0.00	0.00	0.0%
To County Offices	6360	7222		0.00	0.00		0.00	0.00	0.0%
To JPAs	6360	7223		0.00	0.00		0.00	0.00	0.0%
Other Transfers of Apportionments	All Other	7221-7223	934,415.00	0.00	934,415.00	1,003,008.00	0.00	1,003,008.00	7.3%
All Other Transfers		7281-7283	0.00	0.00	0.00	0.00	0.00	0.00	0.0%
All Other Transfers Out to All Others		7299	0.00	0.00	0.00	0.00	0.00	0.00	0.0%
Debt Service									
Debt Service - Interest	7438		1,169,355.64	0.00	1,169,355.64	955,856.00	0.00	955,856.00	-18.3%
Other Debt Service - Principal	7439		16,274,230.30	3,988,467.36	20,262,697.66	3,794,718.00	0.00	3,794,718.00	-81.3%
TOTAL, OTHER OUTGO (excluding Transfers of Indirect Costs)			24,336,201.77	4,015,967.36	28,352,169.13	10,578,824.00	0.00	10,578,824.00	-62.7%
OTHER OUTGO - TRANSFERS OF INDIRECT COSTS									
Transfers of Indirect Costs	7310		(141,588,908.12)	141,588,908.05	(.07)	(123,381,575.00)	123,381,575.00	0.00	-100.0%
Transfers of Indirect Costs - Interfund	7350		(24,020,548.71)	0.00	(24,020,548.71)	(20,038,946.00)	0.00	(20,038,946.00)	-16.6%
TOTAL, OTHER OUTGO - TRANSFERS OF INDIRECT COSTS			(165,609,456.83)	141,588,908.05	(24,020,548.78)	(143,420,521.00)	123,381,575.00	(20,038,946.00)	-16.6%
TOTAL, EXPENDITURES			4,757,760,685.96	4,664,573,846.51	9,422,334,532.47	6,162,265,851.00	5,477,950,022.31	11,640,215,873.31	23.5%
INTERFUND TRANSFERS									
INTERFUND TRANSFERS IN									
From: Special Reserve Fund	8912		30,020,744.45	0.00	30,020,744.45	30,000,000.00	0.00	30,000,000.00	-0.1%
From: Bond Interest and Redemption Fund	8914		0.00	0.00	0.00	0.00	0.00	0.00	0.0%
Other Authorized Interfund Transfers In	8919		10,577,039.97	451,372.28	11,028,412.25	0.00	0.00	0.00	-100.0%
(a) TOTAL, INTERFUND TRANSFERS IN			40,597,784.42	451,372.28	41,049,156.70	30,000,000.00	0.00	30,000,000.00	-26.9%
INTERFUND TRANSFERS OUT									
To: Child Development Fund	7611		0.00	0.00	0.00	1,500,342.00	0.00	1,500,342.00	New
To: Special Reserve Fund	7612		0.00	0.00	0.00	0.00	0.00	0.00	0.0%
To State School Building Fund/County School Facilities Fund	7613		0.00	0.00	0.00	0.00	0.00	0.00	0.0%
To: Cafeteria Fund	7616		0.00	0.00	0.00	0.00	0.00	0.00	0.0%
Other Authorized Interfund Transfers Out	7619		15,470,624.39	89,316.37	15,559,940.76	25,691,275.00	0.00	25,691,275.00	65.1%
(b) TOTAL, INTERFUND TRANSFERS OUT			15,470,624.39	89,316.37	15,559,940.76	27,191,617.00	0.00	27,191,617.00	74.8%
OTHER SOURCES/USES									
SOURCES									
State Apportionments									
Emergency Apportionments	8931		0.00	0.00	0.00	0.00	0.00	0.00	0.0%
Proceeds									
Proceeds from Disposal of Capital Assets	8953		263,962.30	0.00	263,962.30	10,000.00	0.00	10,000.00	-96.2%
Other Sources									
Transfers from Funds of Lapsed/Reorganized LEAs	8965		0.00	0.00	0.00	0.00	0.00	0.00	0.0%

Description	Resource Codes	Object Codes	2022-23 Unaudited Actuals			2023-24 Budget			% Diff Column C & F
			Unrestricted (A)	Restricted (B)	Total Fund col. A + B (C)	Unrestricted (D)	Restricted (E)	Total Fund col. D + E (F)	
Long-Term Debt Proceeds									
Proceeds from Certificates of Participation		8971	0.00	0.00	0.00	0.00	0.00	0.00	0.0%
Proceeds from Leases		8972	3,489,424.66	0.00	3,489,424.66	0.00	0.00	0.00	-100.0%
Proceeds from Lease Revenue Bonds		8973	0.00	0.00	0.00	0.00	0.00	0.00	0.0%
Proceeds from SBITAs		8974	47,067,634.66	0.00	47,067,634.66	0.00	0.00	0.00	-100.0%
All Other Financing Sources		8979	0.00	0.00	0.00	0.00	0.00	0.00	0.0%
(c) TOTAL, SOURCES			50,821,021.62	0.00	50,821,021.62	10,000.00	0.00	10,000.00	-100.0%
USES									
Transfers of Funds from Lapsed/Reorganized LEAs		7651	0.00	0.00	0.00	0.00	0.00	0.00	0.0%
All Other Financing Uses		7699	0.00	0.00	0.00	0.00	0.00	0.00	0.0%
(d) TOTAL, USES			0.00	0.00	0.00	0.00	0.00	0.00	0.0%
CONTRIBUTIONS									
Contributions from Unrestricted Revenues		8980	(1,084,570,071.22)	1,084,570,071.22	0.00	(1,425,854,525.00)	1,425,854,525.00	0.00	0.0%
Contributions from Restricted Revenues		8990	0.00	0.00	0.00	0.00	0.00	0.00	0.0%
(e) TOTAL, CONTRIBUTIONS			(1,084,570,071.22)	1,084,570,071.22	0.00	(1,425,854,525.00)	1,425,854,525.00	0.00	0.0%
TOTAL, OTHER FINANCING SOURCES/USES (a- b + c - d + e)			(1,008,621,889.57)	1,084,932,127.13	76,310,237.56	(1,423,036,142.00)	1,425,854,525.00	2,818,383.00	-96.3%

			2022-23 Unaudited Actuals			2023-24 Budget			% Diff Column C & F
			Unrestricted (A)	Restricted (B)	Total Fund col. A + B (C)	Unrestricted (D)	Restricted (E)	Total Fund col. D + E (F)	
Description	Function Codes	Object Codes							
A. REVENUES									
1) LCFF Sources		8010-8099	6,565,617,410.73	30,606,531.00	6,596,223,941.73	6,709,970,874.00	28,298,669.00	6,738,269,543.00	2.2%
2) Federal Revenue		8100-8299	23,469,564.45	2,276,237,613.86	2,299,707,178.31	1,906,761.00	1,838,612,264.00	1,840,519,025.00	-20.0%
3) Other State Revenue		8300-8599	130,524,535.74	2,507,494,623.98	2,638,019,159.72	106,864,107.00	1,571,148,224.00	1,678,012,331.00	-36.4%
4) Other Local Revenue		8600-8799	139,203,259.67	56,160,936.02	195,364,195.69	244,745,446.00	29,457,446.00	274,202,892.00	40.4%
5) TOTAL, REVENUES			6,858,814,770.59	4,870,499,704.86	11,729,314,475.45	7,063,487,188.00	3,467,516,603.00	10,531,003,791.00	-10.2%
B. EXPENDITURES (Objects 1000-7999)									
1) Instruction	1000-1999	Except 7600-7699	2,605,916,826.60	2,495,540,681.15	5,101,457,507.75	3,092,695,574.00	3,045,999,780.40	6,138,695,354.40	20.3%
2) Instruction - Related Services	2000-2999		778,910,385.84	826,724,411.21	1,605,634,797.05	1,352,136,662.00	583,512,191.78	1,935,648,853.78	20.6%
3) Pupil Services	3000-3999		396,575,277.21	488,934,556.71	885,509,833.92	632,095,837.00	322,823,477.83	954,919,314.83	7.8%
4) Ancillary Services	4000-4999		30,339,670.75	139,425,734.63	169,765,405.38	38,704,149.00	1,041,897,862.00	1,080,602,011.00	536.5%
5) Community Services	5000-5999		3,229,066.03	1,094,850.56	4,323,916.59	1,000,742.00	1,324,502.00	2,325,244.00	-46.2%
6) Enterprise	6000-6999		0.00	(193.63)	(193.63)	0.00	0.00	0.00	-100.0%
7) General Administration	7000-7999		358,264,169.90	242,694,996.76	600,959,166.66	292,775,575.00	151,030,161.22	443,805,736.22	-26.2%
8) Plant Services	8000-8999		560,189,087.86	465,810,132.58	1,025,999,220.44	742,278,488.00	331,362,047.08	1,073,640,535.08	4.6%
9) Other Outgo	9000-9999		24,336,201.77	4,348,676.54	28,684,878.31	10,578,824.00	0.00	10,578,824.00	-63.1%
10) TOTAL, EXPENDITURES			4,757,760,685.96	4,664,573,846.51	9,422,334,532.47	6,162,265,851.00	5,477,950,022.31	11,640,215,873.31	23.5%
C. EXCESS (DEFICIENCY) OF REVENUES OVER EXPENDITURES BEFORE OTHER FINANCING SOURCES AND USES (A5 - B10)			2,101,054,084.63	205,925,858.35	2,306,979,942.98	901,221,337.00	(2,010,433,419.31)	(1,109,212,082.31)	-148.1%
D. OTHER FINANCING SOURCES/USES									
1) Interfund Transfers									
a) Transfers In	8900-8929		40,597,784.42	451,372.28	41,049,156.70	30,000,000.00	0.00	30,000,000.00	-26.9%
b) Transfers Out	7600-7629		15,470,624.39	89,316.37	15,559,940.76	27,191,617.00	0.00	27,191,617.00	74.8%
2) Other Sources/Uses									
a) Sources	8930-8979		50,821,021.62	0.00	50,821,021.62	10,000.00	0.00	10,000.00	-100.0%
b) Uses	7630-7699		0.00	0.00	0.00	0.00	0.00	0.00	0.0%
3) Contributions	8980-8999		(1,084,570,071.22)	1,084,570,071.22	0.00	(1,425,854,525.00)	1,425,854,525.00	0.00	0.0%
4) TOTAL, OTHER FINANCING SOURCES/USES			(1,008,621,889.57)	1,084,932,127.13	76,310,237.56	(1,423,036,142.00)	1,425,854,525.00	2,818,383.00	-96.3%
E. NET INCREASE (DECREASE) IN FUND BALANCE (C + D4)			1,092,432,195.06	1,290,857,985.48	2,383,290,180.54	(521,814,805.00)	(584,578,894.31)	(1,106,393,699.31)	-146.4%
F. FUND BALANCE, RESERVES									
1) Beginning Fund Balance									
a) As of July 1 - Unaudited	9791		2,850,561,197.18	549,533,474.26	3,400,094,671.44	3,912,216,677.24	1,795,218,866.61	5,707,435,543.85	67.9%
b) Audit Adjustments	9793		(72,800,003.00)	1,026,762.87	(71,773,240.13)	0.00	0.00	0.00	-100.0%
c) As of July 1 - Audited (F1a + F1b)			2,777,761,194.18	550,560,237.13	3,328,321,431.31	3,912,216,677.24	1,795,218,866.61	5,707,435,543.85	71.5%
d) Other Restatements	9795		42,023,288.00	(46,199,356.00)	(4,176,068.00)	(575,583,000.19)	47,403,572.70	(528,179,427.49)	12,547.8%
e) Adjusted Beginning Balance (F1c + F1d)			2,819,784,482.18	504,360,881.13	3,324,145,363.31	3,336,633,677.05	1,842,622,439.31	5,179,256,116.36	55.8%
2) Ending Balance, June 30 (E + F1e)			3,912,216,677.24	1,795,218,866.61	5,707,435,543.85	2,814,818,872.05	1,258,043,545.00	4,072,862,417.05	-28.6%
Components of Ending Fund Balance									
a) Nonspendable									
Revolving Cash	9711		2,869,847.34	0.00	2,869,847.34	2,881,982.00	0.00	2,881,982.00	0.4%
Stores	9712		34,749,396.50	0.00	34,749,396.50	32,981,082.00	0.00	32,981,082.00	-5.1%
Prepaid Items	9713		10,297,808.35	360,581.91	10,658,390.26	7,145,068.00	0.00	7,145,068.00	-33.0%
All Others	9719		0.00	0.00	0.00	0.00	0.00	0.00	0.0%
b) Restricted	9740		0.00	1,794,858,284.70	1,794,858,284.70	0.00	1,258,043,545.00	1,258,043,545.00	-29.9%
c) Committed									
Stabilization Arrangements	9750		0.00	0.00	0.00	0.00	0.00	0.00	0.0%
Other Commitments (by Resource/Object)	9760		2,920,907,731.00	0.00	2,920,907,731.00	1,972,783,012.00	0.00	1,972,783,012.00	-32.5%
d) Assigned									
Other Assignments (by Resource/Object)	9780		510,899,124.00	0.00	510,899,124.00	451,874,819.00	0.00	451,874,819.00	-11.6%
e) Unassigned/Unappropriated									
Reserve for Economic Uncertainties	9789		238,780,000.00	0.00	238,780,000.00	233,450,000.00	0.00	233,450,000.00	-2.2%
Unassigned/Unappropriated Amount	9790		193,712,770.05	0.00	193,712,770.05	113,702,909.05	0.00	113,702,909.05	-41.3%

Resource	Description	2022-23 Unaudited Actuals	2023-24 Budget
2600	Expanded Learning Opportunities Program	505,602,477.33	0.00
5650	FEMA Public Assistance Funds	2,803.32	0.00
5810	Other Restricted Federal	11,170,690.66	2,848,850.00
6211	Literacy Coaches and Reading Specialists Grant Program	82,890,082.47	62,167,669.00
6266	Educator Effectiveness, FY 2021-22	126,640,600.51	86,608,778.00
6332	CA Community Schools Partnership Act - Implementation Grant	5,681,507.84	2,724,721.00
6500	Special Education	4,650,354.53	0.00
6547	Special Education Early Intervention Preschool Grant	33,432,725.93	0.00
6762	Arts, Music, and Instructional Materials Discretionary Block Grant	237,950,658.00	252,177,045.00
7028	Child Nutrition: Kitchen Infrastructure Upgrade Funds	12,382,417.90	0.00
7032	Child Nutrition: Kitchen Infrastructure and Training Funds - 2022 KIT Funds	56,897,108.00	56,897,108.00
7311	Classified School Employee Professional Development Block Grant	2,471,764.13	1,262,054.00
7412	A-G Access/Success Grant	32,880,035.26	20,367,603.00
7413	A-G Learning Loss Mitigation Grant	11,746,252.45	7,659,707.00
7425	Expanded Learning Opportunities (ELO) Grant	315,549.13	0.00
7426	Expanded Learning Opportunities (ELO) Grant: Paraprofessional Staff	19,484,810.08	0.00
7435	Learning Recovery Emergency Block Grant	594,564,449.00	743,721,012.00
7810	Other Restricted State	2,910,423.16	3,263,413.00
8150	Ongoing & Major Maintenance Account (RMA: Education Code Section 17070.75)	0.00	1,992,659.00
9010	Other Restricted Local	53,183,575.00	16,352,926.00
Total, Restricted Balance		1,794,858,284.70	1,258,043,545.00

Description	Resource Codes	Object Codes	2022-23 Unaudited Actuals	2023-24 Budget	Percent Difference
A. REVENUES					
1) LCFF Sources		8010-8099	0.00	0.00	0.0%
2) Federal Revenue		8100-8299	0.00	0.00	0.0%
3) Other State Revenue		8300-8599	0.00	0.00	0.0%
4) Other Local Revenue		8600-8799	39,431,388.88	24,314,216.00	-38.3%
5) TOTAL, REVENUES			39,431,388.88	24,314,216.00	-38.3%
B. EXPENDITURES					
1) Certificated Salaries		1000-1999	0.00	0.00	0.0%
2) Classified Salaries		2000-2999	0.00	0.00	0.0%
3) Employee Benefits		3000-3999	0.00	0.00	0.0%
4) Books and Supplies		4000-4999	29,475,463.73	18,775,934.00	-136.2%
5) Services and Other Operating Expenditures		5000-5999	7,307,725.82	5,030,600.00	-31.2%
6) Capital Outlay		6000-6999	316,136.59	225,657.00	-28.6%
7) Other Outgo (excluding Transfers of Indirect Costs)		7100-7299, 7400-7499	0.00	0.00	0.0%
8) Other Outgo - Transfers of Indirect Costs		7300-7399	0.00	0.00	0.0%
9) TOTAL, EXPENDITURES			37,099,326.14	24,032,191.00	-196.0%
C. EXCESS (DEFICIENCY) OF REVENUES OVER EXPENDITURES BEFORE OTHER FINANCING SOURCES AND USES (A5 - B9)			2,332,062.74	282,025.00	-87.9%
D. OTHER FINANCING SOURCES/USES					
1) Interfund Transfers					
a) Transfers In		8900-8929	0.00	0.00	0.0%
b) Transfers Out		7600-7629	0.00	0.00	0.0%
2) Other Sources/Uses					
a) Sources		8930-8979	0.00	0.00	0.0%
b) Uses		7630-7699	0.00	0.00	0.0%
3) Contributions		8980-8999	0.00	0.00	0.0%
4) TOTAL, OTHER FINANCING SOURCES/USES			0.00	0.00	0.0%
E. NET INCREASE (DECREASE) IN FUND BALANCE (C + D4)			2,332,062.74	282,025.00	-87.9%
F. FUND BALANCE, RESERVES					
1) Beginning Fund Balance					
a) As of July 1 - Unaudited		9791	48,109,151.54	50,441,214.28	4.8%
b) Audit Adjustments		9793	0.00	0.00	0.0%
c) As of July 1 - Audited (F1a + F1b)			48,109,151.54	50,441,214.28	4.8%
d) Other Restatements		9795	0.00	274,504.47	New
e) Adjusted Beginning Balance (F1c + F1d)			48,109,151.54	50,715,718.75	5.4%
2) Ending Balance, June 30 (E + F1e)			50,441,214.28	50,997,743.75	1.1%
Components of Ending Fund Balance					
a) Nonspendable					
Revolving Cash		9711	0.00	96,429.00	New
Stores		9712	4,168,170.08	4,037,981.00	-3.1%
Prepaid Items		9713	0.00	115,027.00	New
All Others		9719	0.00	0.00	0.0%
b) Restricted		9740	46,273,044.20	46,748,306.75	1.0%
c) Committed					
Stabilization Arrangements		9750	0.00	0.00	0.0%

Description	Resource Codes	Object Codes	2022-23 Unaudited Actuals	2023-24 Budget	Percent Difference
Other Commitments		9760	0.00	0.00	0.0%
d) Assigned					
Other Assignments		9780	0.00	0.00	0.0%
e) Unassigned/Unappropriated					
Reserve for Economic Uncertainties		9789	0.00	0.00	0.0%
Unassigned/Unappropriated Amount		9790	0.00	0.00	0.0%
G. ASSETS					
1) Cash					
a) in County Treasury		9110	0.00		
1) Fair Value Adjustment to Cash in County Treasury		9111	0.00		
b) in Banks		9120	32,835,528.46		
c) in Revolving Cash Account		9130	0.00		
d) with Fiscal Agent/Trustee		9135	0.00		
e) Collections Awaiting Deposit		9140	0.00		
2) Investments		9150	14,335,265.21		
3) Accounts Receivable		9200	348,856.99		
4) Due from Grantor Government		9290	0.00		
5) Due from Other Funds		9310	0.00		
6) Stores		9320	4,168,170.08		
7) Prepaid Expenditures		9330	0.00		
8) Other Current Assets		9340	69,432.02		
9) Lease Receivable		9380	0.00		
10) TOTAL, ASSETS			51,757,252.76		
H. DEFERRED OUTFLOWS OF RESOURCES					
1) Deferred Outflows of Resources		9490	0.00		
2) TOTAL, DEFERRED OUTFLOWS			0.00		
I. LIABILITIES					
1) Accounts Payable		9500	1,316,038.48		
2) Due to Grantor Governments		9590	0.00		
3) Due to Other Funds		9610	0.00		
4) Current Loans		9640	0.00		
5) Unearned Revenues		9650	0.00		
6) TOTAL, LIABILITIES			1,316,038.48		
J. DEFERRED INFLOWS OF RESOURCES					
1) Deferred Inflows of Resources		9690	0.00		
2) TOTAL, DEFERRED INFLOWS			0.00		
K. FUND EQUITY					
Ending Fund Balance, June 30					
(must agree with line F2) (G10 + H2) - (I6 + J2)			50,441,214.28		
REVENUES					
Sale of Equipment and Supplies		8631	0.00	0.00	0.0%
All Other Sales		8639	0.00	0.00	0.0%
Interest		8660	0.00	0.00	0.0%
Net Increase (Decrease) in the Fair Value of Investments		8662	0.00	0.00	0.0%
All Other Fees and Contracts		8689	0.00	0.00	0.0%

Description	Resource Codes	Object Codes	2022-23 Unaudited Actuals	2023-24 Budget	Percent Difference
All Other Local Revenue		8699	39,431,388.88	24,314,216.00	-38.3%
TOTAL, REVENUES			39,431,388.88	24,314,216.00	-38.3%
CERTIFICATED SALARIES					
Certificated Teachers' Salaries		1100	0.00	0.00	0.0%
Certificated Pupil Support Salaries		1200	0.00	0.00	0.0%
Certificated Supervisors' and Administrators' Salaries		1300	0.00	0.00	0.0%
Other Certificated Salaries		1900	0.00	0.00	0.0%
TOTAL, CERTIFICATED SALARIES			0.00	0.00	0.0%
CLASSIFIED SALARIES					
Classified Instructional Salaries		2100	0.00	0.00	0.0%
Classified Support Salaries		2200	0.00	0.00	0.0%
Classified Supervisors' and Administrators' Salaries		2300	0.00	0.00	0.0%
Clerical, Technical and Office Salaries		2400	0.00	0.00	0.0%
Other Classified Salaries		2900	0.00	0.00	0.0%
TOTAL, CLASSIFIED SALARIES			0.00	0.00	0.0%
EMPLOYEE BENEFITS					
STRS		3101-3102	0.00	0.00	0.0%
PERS		3201-3202	0.00	0.00	0.0%
OASDI/Medicare/Alternative		3301-3302	0.00	0.00	0.0%
Health and Welfare Benefits		3401-3402	0.00	0.00	0.0%
Unemployment Insurance		3501-3502	0.00	0.00	0.0%
Workers' Compensation		3601-3602	0.00	0.00	0.0%
OPEB, Allocated		3701-3702	0.00	0.00	0.0%
OPEB, Active Employees		3751-3752	0.00	0.00	0.0%
Other Employee Benefits		3901-3902	0.00	0.00	0.0%
TOTAL, EMPLOYEE BENEFITS			0.00	0.00	0.0%
BOOKS AND SUPPLIES					
Materials and Supplies		4300	29,417,202.22	18,775,934.00	-36.2%
Noncapitalized Equipment		4400	58,261.51	0.00	-100.0%
TOTAL, BOOKS AND SUPPLIES			29,475,463.73	18,775,934.00	-136.2%
SERVICES AND OTHER OPERATING EXPENDITURES					
Subagreements for Services		5100	0.00	0.00	0.0%
Dues and Memberships		5300	0.00	0.00	0.0%
Insurance		5400-5450	0.00	0.00	0.0%
Rentals, Leases, Repairs, and Noncapitalized Improvements		5600	0.00	0.00	0.0%
Transfers of Direct Costs - Interfund		5750	0.00	0.00	0.0%
Professional/Consulting Services and Operating Expenditures		5800	7,307,725.82	5,030,600.00	-31.2%
Communications		5900	0.00	0.00	0.0%
TOTAL, SERVICES AND OTHER OPERATING EXPENDITURES			7,307,725.82	5,030,600.00	-31.2%
CAPITAL OUTLAY					
Equipment		6400	316,136.59	225,657.00	-28.6%
Equipment Replacement		6500	0.00	0.00	0.0%
Lease Assets		6600	0.00	0.00	0.0%
Subscription Assets		6700	0.00	0.00	0.0%

Description	Resource Codes	Object Codes	2022-23 Unaudited Actuals	2023-24 Budget	Percent Difference
TOTAL, CAPITAL OUTLAY			316,136.59	225,657.00	-28.6%
OTHER OUTGO - TRANSFERS OF INDIRECT COSTS					
Transfers of Indirect Costs - Interfund		7350	0.00	0.00	0.0%
TOTAL, OTHER OUTGO - TRANSFERS OF INDIRECT COSTS			0.00	0.00	0.0%
TOTAL, EXPENDITURES			37,099,326.14	24,032,191.00	-196.0%
INTERFUND TRANSFERS					
INTERFUND TRANSFERS IN					
Other Authorized Interfund Transfers In		8919	0.00	0.00	0.0%
(a) TOTAL, INTERFUND TRANSFERS IN			0.00	0.00	0.0%
INTERFUND TRANSFERS OUT					
Other Authorized Interfund Transfers Out		7619	0.00	0.00	0.0%
(b) TOTAL, INTERFUND TRANSFERS OUT			0.00	0.00	0.0%
OTHER SOURCES/USES					
SOURCES					
Proceeds from Disposal of Capital Assets		8953	0.00	0.00	0.0%
Transfers from Funds of					
Lapsed/Reorganized LEAs		8965	0.00	0.00	0.0%
Proceeds from Leases		8972	0.00	0.00	0.0%
Proceeds from SBITAs		8974	0.00	0.00	0.0%
(c) TOTAL, SOURCES			0.00	0.00	0.0%
USES					
Transfers of Funds from					
Lapsed/Reorganized LEAs		7651	0.00	0.00	0.0%
(d) TOTAL, USES			0.00	0.00	0.0%
CONTRIBUTIONS					
Contributions from Unrestricted Revenues		8980	0.00	0.00	0.0%
Contributions from Restricted Revenues		8990	0.00	0.00	0.0%
(e) TOTAL, CONTRIBUTIONS			0.00	0.00	0.0%
TOTAL, OTHER FINANCING SOURCES/USES					
(a- b + c - d + e)			0.00	0.00	0.0%

Description	Function Codes	Object Codes	2022-23 Unaudited Actuals	2023-24 Budget	Percent Difference
A. REVENUES					
1) LCFF Sources		8010-8099	0.00	0.00	0.0%
2) Federal Revenue		8100-8299	0.00	0.00	0.0%
3) Other State Revenue		8300-8599	0.00	0.00	0.0%
4) Other Local Revenue		8600-8799	39,431,388.88	24,314,216.00	-38.3%
5) TOTAL, REVENUES			39,431,388.88	24,314,216.00	-38.3%
B. EXPENDITURES (Objects 1000-7999)					
1) Instruction	1000-1999		0.00	0.00	0.0%
2) Instruction - Related Services	2000-2999		0.00	0.00	0.0%
3) Pupil Services	3000-3999		0.00	0.00	0.0%
4) Ancillary Services	4000-4999		37,099,326.14	24,032,191.00	-35.2%
5) Community Services	5000-5999		0.00	0.00	0.0%
6) Enterprise	6000-6999		0.00	0.00	0.0%
7) General Administration	7000-7999		0.00	0.00	0.0%
8) Plant Services	8000-8999		0.00	0.00	0.0%
9) Other Outgo	9000-9999	Except 7600-7699	0.00	0.00	0.0%
10) TOTAL, EXPENDITURES			37,099,326.14	24,032,191.00	-35.2%
C. EXCESS (DEFICIENCY) OF REVENUES OVER EXPENDITURES BEFORE OTHER FINANCING SOURCES AND USES (A5 - B9)			2,332,062.74	282,025.00	-87.9%
D. OTHER FINANCING SOURCES/USES					
1) Interfund Transfers					
a) Transfers In		8900-8929	0.00	0.00	0.0%
b) Transfers Out		7600-7629	0.00	0.00	0.0%
2) Other Sources/Uses					
a) Sources		8930-8979	0.00	0.00	0.0%
b) Uses		7630-7699	0.00	0.00	0.0%
3) Contributions		8980-8999	0.00	0.00	0.0%
4) TOTAL, OTHER FINANCING SOURCES/USES			0.00	0.00	0.0%
E. NET INCREASE (DECREASE) IN FUND BALANCE (C + D4)			2,332,062.74	282,025.00	-87.9%
F. FUND BALANCE, RESERVES					
1) Beginning Fund Balance					
a) As of July 1 - Unaudited		9791	48,109,151.54	50,441,214.28	4.8%
b) Audit Adjustments		9793	0.00	0.00	0.0%
c) As of July 1 - Audited (F1a + F1b)			48,109,151.54	50,441,214.28	4.8%
d) Other Restatements		9795	0.00	274,504.47	New
e) Adjusted Beginning Balance (F1c + F1d)			48,109,151.54	50,715,718.75	5.4%
2) Ending Balance, June 30 (E + F1e)			50,441,214.28	50,997,743.75	1.1%
Components of Ending Fund Balance					
a) Nonspendable					
Revolving Cash		9711	0.00	96,429.00	New
Stores		9712	4,168,170.08	4,037,981.00	-3.1%
Prepaid Items		9713	0.00	115,027.00	New
All Others		9719	0.00	0.00	0.0%
b) Restricted		9740	46,273,044.20	46,748,306.75	1.0%
c) Committed					

Description	Function Codes	Object Codes	2022-23 Unaudited Actuals	2023-24 Budget	Percent Difference
Stabilization Arrangements		9750	0.00	0.00	0.0%
Other Commitments (by Resource/Object)		9760	0.00	0.00	0.0%
d) Assigned					
Other Assignments (by Resource/Object)		9780	0.00	0.00	0.0%
e) Unassigned/Unappropriated					
Reserve for Economic Uncertainties		9789	0.00	0.00	0.0%
Unassigned/Unappropriated Amount		9790	0.00	0.00	0.0%

Resource	Description	2022-23 Unaudited Actuals	2023-24 Budget
8210	Student Activity Funds	46,273,044.20	46,748,306.75
Total, Restricted Balance		46,273,044.20	46,748,306.75

Description	Resource Codes	Object Codes	2022-23 Unaudited Actuals	2023-24 Budget	Percent Difference
A. REVENUES					
1) LCFF Sources		8010-8099	0.00	0.00	0.0%
2) Federal Revenue		8100-8299	27,917,982.72	19,726,171.00	-29.3%
3) Other State Revenue		8300-8599	130,802,636.00	140,293,639.00	7.3%
4) Other Local Revenue		8600-8799	1,604,017.11	1,530,210.00	-4.6%
5) TOTAL, REVENUES			160,324,635.83	161,550,020.00	0.8%
B. EXPENDITURES					
1) Certificated Salaries		1000-1999	58,766,869.58	63,217,857.00	7.6%
2) Classified Salaries		2000-2999	18,888,121.91	20,577,609.00	8.9%
3) Employee Benefits		3000-3999	35,489,399.14	41,312,322.00	16.4%
4) Books and Supplies		4000-4999	8,047,671.86	21,674,443.00	169.3%
5) Services and Other Operating Expenditures		5000-5999	16,358,566.45	15,793,779.00	-3.5%
6) Capital Outlay		6000-6999	1,387,942.54	0.00	-100.0%
7) Other Outgo (excluding Transfers of Indirect Costs)		7100-7299, 7400-7499	528,068.96	0.00	-100.0%
8) Other Outgo - Transfers of Indirect Costs		7300-7399	4,735,917.99	3,989,050.00	-15.8%
9) TOTAL, EXPENDITURES			144,202,558.43	166,565,060.00	15.5%
C. EXCESS (DEFICIENCY) OF REVENUES OVER EXPENDITURES BEFORE OTHER FINANCING SOURCES AND USES (A5 - B9)			16,122,077.40	(5,015,040.00)	-131.1%
D. OTHER FINANCING SOURCES/USES					
1) Interfund Transfers					
a) Transfers In		8900-8929	0.00	0.00	0.0%
b) Transfers Out		7600-7629	0.00	0.00	0.0%
2) Other Sources/Uses					
a) Sources		8930-8979	942,935.84	0.00	-100.0%
b) Uses		7630-7699	0.00	0.00	0.0%
3) Contributions		8980-8999	0.00	0.00	0.0%
4) TOTAL, OTHER FINANCING SOURCES/USES			942,935.84	0.00	-100.0%
E. NET INCREASE (DECREASE) IN FUND BALANCE (C + D4)			17,065,013.24	(5,015,040.00)	-129.4%
F. FUND BALANCE, RESERVES					
1) Beginning Fund Balance					
a) As of July 1 - Unaudited		9791	31,609,634.64	48,671,798.38	54.0%
b) Audit Adjustments		9793	(2,849.50)	0.00	-100.0%
c) As of July 1 - Audited (F1a + F1b)			31,606,785.14	48,671,798.38	54.0%
d) Other Restatements		9795	0.00	(6,359,951.38)	New
e) Adjusted Beginning Balance (F1c + F1d)			31,606,785.14	42,311,847.00	33.9%
2) Ending Balance, June 30 (E + F1e)			48,671,798.38	37,296,807.00	-23.4%
Components of Ending Fund Balance					
a) Nonspendable					
Revolving Cash		9711	15,500.00	16,500.00	6.5%
Stores		9712	0.00	0.00	0.0%
Prepaid Items		9713	0.00	0.00	0.0%
All Others		9719	0.00	0.00	0.0%
b) Restricted		9740	49,196,206.12	45,990,639.00	-6.5%
c) Committed					
Stabilization Arrangements		9750	0.00	0.00	0.0%
Other Commitments		9760	0.00	0.00	0.0%
d) Assigned					
Other Assignments		9780	6,017,071.88	2,612,771.00	-56.6%
e) Unassigned/Unappropriated Reserve for Economic Uncertainties		9789	0.00	0.00	0.0%
Unassigned/Unappropriated Amount		9790	(6,556,979.62)	(11,323,103.00)	72.7%
G. ASSETS					
1) Cash					
a) in County Treasury		9110	49,338,943.91		
1) Fair Value Adjustment to Cash in County Treasury		9111	(2,237,503.69)		
b) in Banks		9120	0.00		
c) in Revolving Cash Account		9130	15,500.00		
d) with Fiscal Agent/Trustee		9135	0.00		
e) Collections Awaiting Deposit		9140	0.00		
2) Investments		9150	0.00		

Description	Resource Codes	Object Codes	2022-23 Unaudited Actuals	2023-24 Budget	Percent Difference
3) Accounts Receivable		9200	838,243.65		
4) Due from Grantor Government		9290	13,298,295.51		
5) Due from Other Funds		9310	0.00		
6) Stores		9320	0.00		
7) Prepaid Expenditures		9330	0.00		
8) Other Current Assets		9340	0.00		
9) Lease Receivable		9380	0.00		
10) TOTAL, ASSETS			61,253,479.38		
H. DEFERRED OUTFLOWS OF RESOURCES					
1) Deferred Outflows of Resources		9490	0.00		
2) TOTAL, DEFERRED OUTFLOWS			0.00		
I. LIABILITIES					
1) Accounts Payable		9500	12,580,683.40		
2) Due to Grantor Governments		9590	0.00		
3) Due to Other Funds		9610	0.00		
4) Current Loans		9640			
5) Unearned Revenue		9650	997.60		
6) TOTAL, LIABILITIES			12,581,681.00		
J. DEFERRED INFLOWS OF RESOURCES					
1) Deferred Inflows of Resources		9690	0.00		
2) TOTAL, DEFERRED INFLOWS			0.00		
K. FUND EQUITY					
(must agree with line F2) (G10 + H2) - (I6 + J2)			48,671,798.38		
LCFF SOURCES					
LCFF Transfers					
LCFF Transfers - Current Year		8091	0.00	0.00	0.0%
LCFF/Revenue Limit Transfers - Prior Years		8099	0.00	0.00	0.0%
TOTAL, LCFF SOURCES			0.00	0.00	0.0%
FEDERAL REVENUE					
Interagency Contracts Between LEAs		8285	0.00	0.00	0.0%
Pass-Through Revenues from					
Federal Sources		8287	0.00	0.00	0.0%
Career and Technical Education	3500-3599	8290	838,035.59	778,718.00	-7.1%
All Other Federal Revenue	All Other	8290	27,079,947.13	18,947,453.00	-30.0%
TOTAL, FEDERAL REVENUE			27,917,982.72	19,726,171.00	-29.3%
OTHER STATE REVENUE					
Other State Apportionments					
All Other State Apportionments - Current Year		8311	0.00	0.00	0.0%
All Other State Apportionments - Prior Years		8319	0.00	0.00	0.0%
Pass-Through Revenues from State Sources		8587	50,000.00	0.00	-100.0%
Adult Education Program	6391	8590	119,344,352.00	129,019,966.00	8.1%
All Other State Revenue	All Other	8590	11,408,284.00	11,273,673.00	-1.2%
TOTAL, OTHER STATE REVENUE			130,802,636.00	140,293,639.00	7.3%
OTHER LOCAL REVENUE					
Other Local Revenue					
Sales					
Sale of Equipment/Supplies		8631	0.00	0.00	0.0%
Leases and Rentals		8650	32,991.96	24,579.00	-25.5%
Interest		8660	1,017,636.07	228,794.00	-77.5%
Net Increase (Decrease) in the Fair Value of Investments		8662	(1,084,394.10)	0.00	-100.0%
Fees and Contracts					
Adult Education Fees		8671	319,502.81	316,470.00	-0.9%
Interagency Services		8677	0.00	0.00	0.0%
Other Local Revenue					
All Other Local Revenue		8699	1,318,280.37	960,367.00	-27.2%
Tuition		8710	0.00	0.00	0.0%
TOTAL, OTHER LOCAL REVENUE			1,604,017.11	1,530,210.00	-4.6%
TOTAL, REVENUES			160,324,635.83	161,550,020.00	0.8%
CERTIFICATED SALARIES					
Certificated Teachers' Salaries		1100	35,104,066.07	38,879,778.00	10.8%

Description	Resource Codes	Object Codes	2022-23 Unaudited Actuals	2023-24 Budget	Percent Difference
Certificated Pupil Support Salaries		1200	3,080,388.33	2,977,254.00	-3.3%
Certificated Supervisors' and Administrators' Salaries		1300	19,971,646.76	20,747,232.00	3.9%
Other Certificated Salaries		1900	610,768.42	613,593.00	0.5%
TOTAL, CERTIFICATED SALARIES			58,766,869.58	63,217,857.00	7.6%
CLASSIFIED SALARIES					
Classified Instructional Salaries		2100	715,160.06	1,161,354.00	62.4%
Classified Support Salaries		2200	7,552,482.85	7,135,055.00	-5.5%
Classified Supervisors' and Administrators' Salaries		2300	115,899.01	143,201.00	23.6%
Clerical, Technical and Office Salaries		2400	9,465,930.92	10,739,162.00	13.5%
Other Classified Salaries		2900	1,038,649.07	1,398,837.00	34.7%
TOTAL, CLASSIFIED SALARIES			18,888,121.91	20,577,609.00	8.9%
EMPLOYEE BENEFITS					
STRS		3101-3102	10,467,402.78	11,866,720.00	13.4%
PERS		3201-3202	4,868,024.45	5,359,777.00	10.1%
OASDI/Medicare/Alternative		3301-3302	2,417,416.63	2,522,777.00	4.4%
Health and Welfare Benefits		3401-3402	11,913,599.83	13,495,829.00	13.3%
Unemployment Insurance		3501-3502	371,139.18	42,717.00	-88.5%
Workers' Compensation		3601-3602	2,038,539.02	2,096,972.00	2.9%
OPEB, Allocated		3701-3702	137,646.13	2,805,433.00	1,938.1%
OPEB, Active Employees		3751-3752	3,275,631.12	3,122,097.00	-4.7%
Other Employee Benefits		3901-3902	0.00	0.00	0.0%
TOTAL, EMPLOYEE BENEFITS			35,489,399.14	41,312,322.00	16.4%
BOOKS AND SUPPLIES					
Approved Textbooks and Core Curricula Materials		4100	236.28	0.00	-100.0%
Books and Other Reference Materials		4200	582,750.00	915,466.00	57.1%
Materials and Supplies		4300	5,476,326.02	20,585,337.00	275.9%
Noncapitalized Equipment		4400	1,988,359.56	173,640.00	-91.3%
TOTAL, BOOKS AND SUPPLIES			8,047,671.86	21,674,443.00	169.3%
SERVICES AND OTHER OPERATING EXPENDITURES					
Subagreements for Services		5100	0.00	0.00	0.0%
Travel and Conferences		5200	376,443.01	173,250.00	-54.0%
Dues and Memberships		5300	36,626.81	0.00	-100.0%
Insurance		5400-5450	0.00	0.00	0.0%
Operations and Housekeeping Services		5500	3,104,218.65	3,121,921.00	0.6%
Rentals, Leases, Repairs, and Noncapitalized Improvements		5600	362,324.04	140,000.00	-61.4%
Transfers of Direct Costs		5710	0.00	0.00	0.0%
Transfers of Direct Costs - Interfund		5750	7,187.50	0.00	-100.0%
Professional/Consulting Services and Operating Expenditures		5800	9,752,572.95	11,633,684.00	19.3%
Communications		5900	2,719,193.49	724,924.00	-73.3%
TOTAL, SERVICES AND OTHER OPERATING EXPENDITURES			16,358,566.45	15,793,779.00	-3.5%
CAPITAL OUTLAY					
Land		6100	0.00	0.00	0.0%
Land Improvements		6170	0.00	0.00	0.0%
Buildings and Improvements of Buildings		6200	67,331.82	0.00	-100.0%
Equipment		6400	377,674.88	0.00	-100.0%
Equipment Replacement		6500	0.00	0.00	0.0%
Lease Assets		6600	0.00	0.00	0.0%
Subscription Assets		6700	942,935.84	0.00	-100.0%
TOTAL, CAPITAL OUTLAY			1,387,942.54	0.00	-100.0%
OTHER OUTGO (excluding Transfers of Indirect Costs)					
Tuition					
Tuition, Excess Costs, and/or Deficit Payments					
Payments to Districts or Charter Schools		7141	0.00	0.00	0.0%
Payments to County Offices		7142	0.00	0.00	0.0%
Payments to JPAs		7143	0.00	0.00	0.0%
Other Transfers Out					
Transfers of Pass-Through Revenues					
To Districts or Charter Schools		7211	50,000.00	0.00	-100.0%
To County Offices		7212	0.00	0.00	0.0%
To JPAs		7213	0.00	0.00	0.0%

Description	Resource Codes	Object Codes	2022-23 Unaudited Actuals	2023-24 Budget	Percent Difference
Debt Service					
Debt Service - Interest		7438	0.00	0.00	0.0%
Other Debt Service - Principal		7439	478,068.96	0.00	-100.0%
TOTAL, OTHER OUTGO (excluding Transfers of Indirect Costs)			528,068.96	0.00	-100.0%
OTHER OUTGO - TRANSFERS OF INDIRECT COSTS					
Transfers of Indirect Costs - Interfund		7350	4,735,917.99	3,989,050.00	-15.8%
TOTAL, OTHER OUTGO - TRANSFERS OF INDIRECT COSTS			4,735,917.99	3,989,050.00	-15.8%
TOTAL, EXPENDITURES			144,202,558.43	166,565,060.00	15.5%
INTERFUND TRANSFERS					
INTERFUND TRANSFERS IN					
Other Authorized Interfund Transfers In		8919	0.00	0.00	0.0%
(a) TOTAL, INTERFUND TRANSFERS IN			0.00	0.00	0.0%
INTERFUND TRANSFERS OUT					
To: State School Building Fund/County School Facilities Fund		7613	0.00	0.00	0.0%
Other Authorized Interfund Transfers Out		7619	0.00	0.00	0.0%
(b) TOTAL, INTERFUND TRANSFERS OUT			0.00	0.00	0.0%
OTHER SOURCES/USES					
SOURCES					
Other Sources					
Transfers from Funds of Lapsed/Reorganized LEAs		8965	0.00	0.00	0.0%
Long-Term Debt Proceeds					
Proceeds from Certificates of Participation		8971	0.00	0.00	0.0%
Proceeds from Leases		8972	0.00	0.00	0.0%
Proceeds from SBITAs		8974	942,935.84	0.00	-100.0%
All Other Financing Sources		8979	0.00	0.00	0.0%
(c) TOTAL, SOURCES			942,935.84	0.00	-100.0%
USES					
Transfers of Funds from Lapsed/Reorganized LEAs		7651	0.00	0.00	0.0%
All Other Financing Uses		7699	0.00	0.00	0.0%
(d) TOTAL, USES			0.00	0.00	0.0%
CONTRIBUTIONS					
Contributions from Unrestricted Revenues		8980	0.00	0.00	0.0%
Contributions from Restricted Revenues		8990	0.00	0.00	0.0%
(e) TOTAL, CONTRIBUTIONS			0.00	0.00	0.0%
TOTAL, OTHER FINANCING SOURCES/USES (a - b + c - d + e)			942,935.84	0.00	-100.0%

Description	Function Codes	Object Codes	2022-23 Unaudited Actuals	2023-24 Budget	Percent Difference
A. REVENUES					
1) LCFF Sources		8010-8099	0.00	0.00	0.0%
2) Federal Revenue		8100-8299	27,917,982.72	19,726,171.00	-29.3%
3) Other State Revenue		8300-8599	130,802,636.00	140,293,639.00	7.3%
4) Other Local Revenue		8600-8799	1,604,017.11	1,530,210.00	-4.6%
5) TOTAL, REVENUES			160,324,635.83	161,550,020.00	0.8%
B. EXPENDITURES (Objects 1000-7999)					
1) Instruction	1000-1999		56,779,917.72	72,276,269.00	27.3%
2) Instruction - Related Services	2000-2999		58,304,071.11	63,745,091.00	9.3%
3) Pupil Services	3000-3999		4,586,117.93	5,815,809.00	26.8%
4) Ancillary Services	4000-4999		0.00	0.00	0.0%
5) Community Services	5000-5999		0.00	0.00	0.0%
6) Enterprise	6000-6999		0.00	0.00	0.0%
7) General Administration	7000-7999		4,735,917.99	3,989,050.00	-15.8%
8) Plant Services	8000-8999		19,268,464.72	20,738,841.00	7.6%
9) Other Outgo	9000-9999	Except 7600-7699	528,068.96	0.00	-100.0%
10) TOTAL, EXPENDITURES			144,202,558.43	166,565,060.00	15.5%
C. EXCESS (DEFICIENCY) OF REVENUES OVER EXPENDITURES BEFORE OTHER FINANCING SOURCES AND USES (A5 - B10)			16,122,077.40	(5,015,040.00)	-131.1%
D. OTHER FINANCING SOURCES/USES					
1) Interfund Transfers					
a) Transfers In		8900-8929	0.00	0.00	0.0%
b) Transfers Out		7600-7629	0.00	0.00	0.0%
2) Other Sources/Uses					
a) Sources		8930-8979	942,935.84	0.00	-100.0%
b) Uses		7630-7699	0.00	0.00	0.0%
3) Contributions		8980-8999	0.00	0.00	0.0%
4) TOTAL, OTHER FINANCING SOURCES/USES			942,935.84	0.00	-100.0%
E. NET INCREASE (DECREASE) IN FUND BALANCE (C + D4)			17,065,013.24	(5,015,040.00)	-129.4%
F. FUND BALANCE, RESERVES					
1) Beginning Fund Balance					
a) As of July 1 - Unaudited		9791	31,609,634.64	48,671,798.38	54.0%
b) Audit Adjustments		9793	(2,849.50)	0.00	-100.0%
c) As of July 1 - Audited (F1a + F1b)			31,606,785.14	48,671,798.38	54.0%
d) Other Restatements		9795	0.00	(6,359,951.38)	New
e) Adjusted Beginning Balance (F1c + F1d)			31,606,785.14	42,311,847.00	33.9%
2) Ending Balance, June 30 (E + F1e)			48,671,798.38	37,296,807.00	-23.4%
Components of Ending Fund Balance					
a) Nonspendable					
Revolving Cash		9711	15,500.00	16,500.00	6.5%
Stores		9712	0.00	0.00	0.0%
Prepaid Items		9713	0.00	0.00	0.0%
All Others		9719	0.00	0.00	0.0%
b) Restricted		9740	49,196,206.12	45,990,639.00	-6.5%
c) Committed					
Stabilization Arrangements		9750	0.00	0.00	0.0%
Other Commitments (by Resource/Object)		9760	0.00	0.00	0.0%
d) Assigned					
Other Assignments (by Resource/Object)		9780	6,017,071.88	2,612,771.00	-56.6%
e) Unassigned/Unappropriated					
Reserve for Economic Uncertainties		9789	0.00	0.00	0.0%
Unassigned/Unappropriated Amount		9790	(6,556,979.62)	(11,323,103.00)	72.7%

Resource	Description	2022-23 Unaudited Actuals	2023-24 Budget
6371	CalWORKs for ROCP or Adult Education	2,039,384.13	0.00
6391	Adult Education Program	39,793,238.15	37,355,577.00
7810	Other Restricted State	7,363,583.84	8,635,062.00
Total, Restricted Balance		49,196,206.12	45,990,639.00

Description	Resource Codes	Object Codes	2022-23 Unaudited Actuals	2023-24 Budget	Percent Difference
A. REVENUES					
1) LCFF Sources		8010-8099	0.00	0.00	0.0%
2) Federal Revenue		8100-8299	26,584,382.00	13,053,827.00	-50.9%
3) Other State Revenue		8300-8599	187,596,599.33	184,893,517.00	-1.4%
4) Other Local Revenue		8600-8799	763,467.29	2,672,548.00	250.1%
5) TOTAL, REVENUES			214,944,448.62	200,619,892.00	-6.7%
B. EXPENDITURES					
1) Certificated Salaries		1000-1999	54,834,794.74	49,284,732.00	-10.1%
2) Classified Salaries		2000-2999	61,959,021.16	72,468,788.00	17.0%
3) Employee Benefits		3000-3999	67,232,048.35	72,117,608.00	7.3%
4) Books and Supplies		4000-4999	6,546,201.64	4,541,434.00	-30.6%
5) Services and Other Operating Expenditures		5000-5999	4,943,944.66	1,159,387.00	-76.5%
6) Capital Outlay		6000-6999	243,890.46	0.00	-100.0%
7) Other Outgo (excluding Transfers of Indirect Costs)		7100-7299, 7400-7499	105,800.04	0.00	-100.0%
8) Other Outgo - Transfers of Indirect Costs		7300-7399	8,515,152.29	6,850,866.00	-19.5%
9) TOTAL, EXPENDITURES			204,380,853.34	206,422,815.00	1.0%
C. EXCESS (DEFICIENCY) OF REVENUES OVER EXPENDITURES BEFORE OTHER FINANCING SOURCES AND USES (A5 - B9)			10,563,595.28	(5,802,923.00)	-154.9%
D. OTHER FINANCING SOURCES/USES					
1) Interfund Transfers					
a) Transfers In		8900-8929	0.00	1,500,342.00	New
b) Transfers Out		7600-7629	0.00	0.00	0.0%
2) Other Sources/Uses					
a) Sources		8930-8979	224,035.56	0.00	-100.0%
b) Uses		7630-7699	0.00	0.00	0.0%
3) Contributions		8980-8999	0.00	0.00	0.0%
4) TOTAL, OTHER FINANCING SOURCES/USES			224,035.56	1,500,342.00	569.7%
E. NET INCREASE (DECREASE) IN FUND BALANCE (C + D4)			10,787,630.84	(4,302,581.00)	-139.9%
F. FUND BALANCE, RESERVES					
1) Beginning Fund Balance					
a) As of July 1 - Unaudited		9791	5,167,905.11	15,955,535.95	208.7%
b) Audit Adjustments		9793	0.00	0.00	0.0%
c) As of July 1 - Audited (F1a + F1b)			5,167,905.11	15,955,535.95	208.7%
d) Other Restatements		9795	0.00	(11,854,206.65)	New
e) Adjusted Beginning Balance (F1c + F1d)			5,167,905.11	4,101,329.30	-20.6%
2) Ending Balance, June 30 (E + F1e)			15,955,535.95	(201,251.70)	-101.3%
Components of Ending Fund Balance					
a) Nonspendable					
Revolving Cash		9711	0.00	0.00	0.0%
Stores		9712	0.00	0.00	0.0%
Prepaid Items		9713	0.00	0.00	0.0%
All Others		9719	0.00	0.00	0.0%
b) Restricted		9740	17,484,545.48	0.00	-100.0%
c) Committed					
Stabilization Arrangements		9750	0.00	0.00	0.0%
Other Commitments		9760	0.00	0.00	0.0%
d) Assigned					
Other Assignments		9780	0.00	0.00	0.0%
e) Unassigned/Unappropriated Reserve for Economic Uncertainties		9789	0.00	0.00	0.0%
Unassigned/Unappropriated Amount		9790	(1,529,009.53)	(201,251.70)	-86.8%
G. ASSETS					
1) Cash					
a) in County Treasury		9110	35,225,082.82		
1) Fair Value Adjustment to Cash in County Treasury		9111	(1,595,864.56)		
b) in Banks		9120	0.00		
c) in Revolving Cash Account		9130	0.00		
d) with Fiscal Agent/Trustee		9135	0.00		
e) Collections Awaiting Deposit		9140	0.00		
2) Investments		9150	0.00		

Description	Resource Codes	Object Codes	2022-23 Unaudited Actuals	2023-24 Budget	Percent Difference
3) Accounts Receivable		9200	561,576.15		
4) Due from Grantor Government		9290	8,373,872.33		
5) Due from Other Funds		9310	0.00		
6) Stores		9320	0.00		
7) Prepaid Expenditures		9330	0.00		
8) Other Current Assets		9340	0.00		
9) Lease Receivable		9380	0.00		
10) TOTAL, ASSETS			42,564,666.74		
H. DEFERRED OUTFLOWS OF RESOURCES					
1) Deferred Outflows of Resources		9490	0.00		
2) TOTAL, DEFERRED OUTFLOWS			0.00		
I. LIABILITIES					
1) Accounts Payable		9500	14,079,114.11		
2) Due to Grantor Governments		9590	779,815.05		
3) Due to Other Funds		9610	0.00		
4) Current Loans		9640			
5) Unearned Revenue		9650	11,750,201.63		
6) TOTAL, LIABILITIES			26,609,130.79		
J. DEFERRED INFLOWS OF RESOURCES					
1) Deferred Inflows of Resources		9690	0.00		
2) TOTAL, DEFERRED INFLOWS			0.00		
K. FUND EQUITY					
(must agree with line F2) (G10 + H2) - (I6 + J2)			15,955,535.95		
FEDERAL REVENUE					
Child Nutrition Programs		8220	0.00	0.00	0.0%
Interagency Contracts Between LEAs		8285	0.00	0.00	0.0%
Title I, Part A, Basic	3010	8290	0.00	0.00	0.0%
All Other Federal Revenue	All Other	8290	26,584,382.00	13,053,827.00	-50.9%
TOTAL, FEDERAL REVENUE			26,584,382.00	13,053,827.00	-50.9%
OTHER STATE REVENUE					
Child Nutrition Programs		8520	0.00	0.00	0.0%
Child Development Apportionments		8530	0.00	0.00	0.0%
Pass-Through Revenues from State Sources		8587	0.00	0.00	0.0%
State Preschool	6105	8590	186,199,008.18	184,893,517.00	-0.7%
All Other State Revenue	All Other	8590	1,397,591.15	0.00	-100.0%
TOTAL, OTHER STATE REVENUE			187,596,599.33	184,893,517.00	-1.4%
OTHER LOCAL REVENUE					
Other Local Revenue					
Sales					
Sale of Equipment/Supplies		8631	0.00	0.00	0.0%
Food Service Sales		8634	0.00	0.00	0.0%
Interest		8660	1,427,134.43	0.00	-100.0%
Net Increase (Decrease) in the Fair Value of Investments		8662	(819,924.24)	0.00	-100.0%
Fees and Contracts					
Child Development Parent Fees		8673	10,902.00	2,658,048.00	24,281.3%
Interagency Services		8677	0.00	0.00	0.0%
All Other Fees and Contracts		8689	0.00	0.00	0.0%
Other Local Revenue					
All Other Local Revenue		8699	145,355.10	14,500.00	-90.0%
All Other Transfers In from All Others		8799	0.00	0.00	0.0%
TOTAL, OTHER LOCAL REVENUE			763,467.29	2,672,548.00	250.1%
TOTAL, REVENUES			214,944,448.62	200,619,892.00	-6.7%
CERTIFICATED SALARIES					
Certificated Teachers' Salaries		1100	42,190,612.81	36,487,607.00	-13.5%
Certificated Pupil Support Salaries		1200	3,467.29	0.00	-100.0%
Certificated Supervisors' and Administrators' Salaries		1300	12,479,881.95	12,684,055.00	1.6%
Other Certificated Salaries		1900	160,832.69	113,070.00	-29.7%
TOTAL, CERTIFICATED SALARIES			54,834,794.74	49,284,732.00	-10.1%
CLASSIFIED SALARIES					
Classified Instructional Salaries		2100	47,646,560.83	56,659,348.00	18.9%

Description	Resource Codes	Object Codes	2022-23 Unaudited Actuals	2023-24 Budget	Percent Difference
Classified Support Salaries		2200	8,354,475.19	9,679,968.00	15.9%
Classified Supervisors' and Administrators' Salaries		2300	1,145.53	0.00	-100.0%
Clerical, Technical and Office Salaries		2400	5,920,905.65	6,129,472.00	3.5%
Other Classified Salaries		2900	35,933.96	0.00	-100.0%
TOTAL, CLASSIFIED SALARIES			61,959,021.16	72,468,788.00	17.0%
EMPLOYEE BENEFITS					
STRS		3101-3102	9,770,549.64	9,414,111.00	-3.6%
PERS		3201-3202	14,290,433.79	17,471,969.00	22.3%
OASDI/Medicare/Alternative		3301-3302	5,611,903.54	6,092,787.00	8.6%
Health and Welfare Benefits		3401-3402	27,136,100.34	25,050,023.00	-7.7%
Unemployment Insurance		3501-3502	577,690.11	62,667.00	-89.2%
Workers' Compensation		3601-3602	3,090,897.12	3,059,567.00	-1.0%
OPEB, Allocated		3701-3702	50,151.84	5,175,347.00	10,219.4%
OPEB, Active Employees		3751-3752	6,704,321.97	5,791,137.00	-13.6%
Other Employee Benefits		3901-3902	0.00	0.00	0.0%
TOTAL, EMPLOYEE BENEFITS			67,232,048.35	72,117,608.00	7.3%
BOOKS AND SUPPLIES					
Approved Textbooks and Core Curricula Materials		4100	0.00	0.00	0.0%
Books and Other Reference Materials		4200	11,170.28	0.00	-100.0%
Materials and Supplies		4300	6,379,311.83	4,539,904.00	-28.8%
Noncapitalized Equipment		4400	155,719.53	1,530.00	-99.0%
Food		4700	0.00	0.00	0.0%
TOTAL, BOOKS AND SUPPLIES			6,546,201.64	4,541,434.00	-30.6%
SERVICES AND OTHER OPERATING EXPENDITURES					
Subagreements for Services		5100	0.00	0.00	0.0%
Travel and Conferences		5200	170,633.77	87,625.00	-48.6%
Dues and Memberships		5300	128,193.07	0.00	-100.0%
Insurance		5400-5450	0.00	0.00	0.0%
Operations and Housekeeping Services		5500	2,339,128.83	662,673.00	-71.7%
Rentals, Leases, Repairs, and Noncapitalized Improvements		5600	173,919.70	122,454.00	-29.6%
Transfers of Direct Costs		5710	0.00	0.00	0.0%
Transfers of Direct Costs - Interfund		5750	135.54	0.00	-100.0%
Professional/Consulting Services and Operating Expenditures		5800	658,294.58	274,535.00	-58.3%
Communications		5900	1,473,639.17	12,100.00	-99.2%
TOTAL, SERVICES AND OTHER OPERATING EXPENDITURES			4,943,944.66	1,159,387.00	-76.5%
CAPITAL OUTLAY					
Land		6100	0.00	0.00	0.0%
Land Improvements		6170	0.00	0.00	0.0%
Buildings and Improvements of Buildings		6200	1.84	0.00	-100.0%
Equipment		6400	19,853.06	0.00	-100.0%
Equipment Replacement		6500	0.00	0.00	0.0%
Lease Assets		6600	36,316.67	0.00	-100.0%
Subscription Assets		6700	187,718.89	0.00	-100.0%
TOTAL, CAPITAL OUTLAY			243,890.46	0.00	-100.0%
OTHER OUTGO (excluding Transfers of Indirect Costs)					
Other Transfers Out					
All Other Transfers Out to All Others		7299	0.00	0.00	0.0%
Debt Service					
Debt Service - Interest		7438	4,577.30	0.00	-100.0%
Other Debt Service - Principal		7439	101,222.74	0.00	-100.0%
TOTAL, OTHER OUTGO (excluding Transfers of Indirect Costs)			105,800.04	0.00	-100.0%
OTHER OUTGO - TRANSFERS OF INDIRECT COSTS					
Transfers of Indirect Costs - Interfund		7350	8,515,152.29	6,850,866.00	-19.5%
TOTAL, OTHER OUTGO - TRANSFERS OF INDIRECT COSTS			8,515,152.29	6,850,866.00	-19.5%
TOTAL, EXPENDITURES			204,380,853.34	206,422,815.00	1.0%
INTERFUND TRANSFERS					
INTERFUND TRANSFERS IN					
From: General Fund		8911	0.00	1,500,342.00	New
Other Authorized Interfund Transfers In		8919	0.00	0.00	0.0%
(a) TOTAL, INTERFUND TRANSFERS IN			0.00	1,500,342.00	New

Description	Resource Codes	Object Codes	2022-23 Unaudited Actuals	2023-24 Budget	Percent Difference
INTERFUND TRANSFERS OUT					
Other Authorized Interfund Transfers Out		7619	0.00	0.00	0.0%
(b) TOTAL, INTERFUND TRANSFERS OUT			0.00	0.00	0.0%
OTHER SOURCES/USES					
SOURCES					
Other Sources					
Transfers from Funds of Lapsed/Reorganized LEAs		8965	0.00	0.00	0.0%
Long-Term Debt Proceeds					
Proceeds from Certificates of Participation		8971	0.00	0.00	0.0%
Proceeds from Leases		8972	36,316.67	0.00	-100.0%
Proceeds from SBITAs		8974	187,718.89	0.00	-100.0%
All Other Financing Sources		8979	0.00	0.00	0.0%
(c) TOTAL, SOURCES			224,035.56	0.00	-100.0%
USES					
Transfers of Funds from Lapsed/Reorganized LEAs		7651	0.00	0.00	0.0%
All Other Financing Uses		7699	0.00	0.00	0.0%
(d) TOTAL, USES			0.00	0.00	0.0%
CONTRIBUTIONS					
Contributions from Unrestricted Revenues		8980	0.00	0.00	0.0%
Contributions from Restricted Revenues		8990	0.00	0.00	0.0%
(e) TOTAL, CONTRIBUTIONS			0.00	0.00	0.0%
TOTAL, OTHER FINANCING SOURCES/USES (a - b + c - d + e)			224,035.56	1,500,342.00	569.7%

Description	Function Codes	Object Codes	2022-23 Unaudited Actuals	2023-24 Budget	Percent Difference
A. REVENUES					
1) LCFF Sources		8010-8099	0.00	0.00	0.0%
2) Federal Revenue		8100-8299	26,584,382.00	13,053,827.00	-50.9%
3) Other State Revenue		8300-8599	187,596,599.33	184,893,517.00	-1.4%
4) Other Local Revenue		8600-8799	763,467.29	2,672,548.00	250.1%
5) TOTAL, REVENUES			214,944,448.62	200,619,892.00	-6.7%
B. EXPENDITURES (Objects 1000-7999)					
1) Instruction	1000-1999		147,857,220.40	154,709,362.00	4.6%
2) Instruction - Related Services	2000-2999		29,840,948.98	26,113,005.00	-12.5%
3) Pupil Services	3000-3999		4,278.73	0.00	-100.0%
4) Ancillary Services	4000-4999		0.00	0.00	0.0%
5) Community Services	5000-5999		0.00	0.00	0.0%
6) Enterprise	6000-6999		0.00	0.00	0.0%
7) General Administration	7000-7999		8,515,152.29	6,850,866.00	-19.5%
8) Plant Services	8000-8999		18,057,452.90	18,749,582.00	3.8%
9) Other Outgo	9000-9999	Except 7600-7699	105,800.04	0.00	-100.0%
10) TOTAL, EXPENDITURES			204,380,853.34	206,422,815.00	1.0%
C. EXCESS (DEFICIENCY) OF REVENUES OVER EXPENDITURES BEFORE OTHER FINANCING SOURCES AND USES (A5 - B10)			10,563,595.28	(5,802,923.00)	-154.9%
D. OTHER FINANCING SOURCES/USES					
1) Interfund Transfers					
a) Transfers In		8900-8929	0.00	1,500,342.00	New
b) Transfers Out		7600-7629	0.00	0.00	0.0%
2) Other Sources/Uses					
a) Sources		8930-8979	224,035.56	0.00	-100.0%
b) Uses		7630-7699	0.00	0.00	0.0%
3) Contributions		8980-8999	0.00	0.00	0.0%
4) TOTAL, OTHER FINANCING SOURCES/USES			224,035.56	1,500,342.00	569.7%
E. NET INCREASE (DECREASE) IN FUND BALANCE (C + D4)			10,787,630.84	(4,302,581.00)	-139.9%
F. FUND BALANCE, RESERVES					
1) Beginning Fund Balance					
a) As of July 1 - Unaudited		9791	5,167,905.11	15,955,535.95	208.7%
b) Audit Adjustments		9793	0.00	0.00	0.0%
c) As of July 1 - Audited (F1a + F1b)			5,167,905.11	15,955,535.95	208.7%
d) Other Restatements		9795	0.00	(11,854,206.65)	New
e) Adjusted Beginning Balance (F1c + F1d)			5,167,905.11	4,101,329.30	-20.6%
2) Ending Balance, June 30 (E + F1e)			15,955,535.95	(201,251.70)	-101.3%
Components of Ending Fund Balance					
a) Nonspendable					
Revolving Cash		9711	0.00	0.00	0.0%
Stores		9712	0.00	0.00	0.0%
Prepaid Items		9713	0.00	0.00	0.0%
All Others		9719	0.00	0.00	0.0%
b) Restricted		9740	17,484,545.48	0.00	-100.0%
c) Committed					
Stabilization Arrangements		9750	0.00	0.00	0.0%
Other Commitments (by Resource/Object)		9760	0.00	0.00	0.0%
d) Assigned					
Other Assignments (by Resource/Object)		9780	0.00	0.00	0.0%
e) Unassigned/Unappropriated					
Reserve for Economic Uncertainties		9789	0.00	0.00	0.0%
Unassigned/Unappropriated Amount		9790	(1,529,009.53)	(201,251.70)	-86.8%

Resource	Description	2022-23 Unaudited Actuals	2023-24 Budget
5059	Child Development: ARP California State Preschool Program One-time Stipend	3,107,433.48	0.00
5066	Child Development: ARP California State Preschool Program - Rate Supplements	13,470,612.00	0.00
7810	Other Restricted State	906,500.00	0.00
Total, Restricted Balance		17,484,545.48	0.00

Description	Resource Codes	Object Codes	2022-23 Unaudited Actuals	2023-24 Budget	Percent Difference
A. REVENUES					
1) LCFF Sources		8010-8099	0.00	0.00	0.0%
2) Federal Revenue		8100-8299	371,390,029.43	321,744,463.00	-13.4%
3) Other State Revenue		8300-8599	89,249,080.41	85,755,836.00	-3.9%
4) Other Local Revenue		8600-8799	961,422.54	1,896,503.00	97.3%
5) TOTAL, REVENUES			461,600,532.38	409,396,802.00	-11.3%
B. EXPENDITURES					
1) Certificated Salaries		1000-1999	0.00	0.00	0.0%
2) Classified Salaries		2000-2999	128,480,855.92	142,031,548.00	10.5%
3) Employee Benefits		3000-3999	108,200,646.42	129,292,773.00	19.5%
4) Books and Supplies		4000-4999	156,982,836.39	182,817,955.00	16.5%
5) Services and Other Operating Expenditures		5000-5999	4,297,858.92	5,846,544.00	36.0%
6) Capital Outlay		6000-6999	63,151.01	430,000.00	580.9%
7) Other Outgo (excluding Transfers of Indirect Costs)		7100-7299, 7400-7499	0.00	0.00	0.0%
8) Other Outgo - Transfers of Indirect Costs		7300-7399	10,769,478.43	9,199,030.00	-14.6%
9) TOTAL, EXPENDITURES			408,794,827.09	469,617,850.00	14.9%
C. EXCESS (DEFICIENCY) OF REVENUES OVER EXPENDITURES BEFORE OTHER FINANCING SOURCES AND USES (A5 - B9)			52,805,705.29	(60,221,048.00)	-214.0%
D. OTHER FINANCING SOURCES/USES					
1) Interfund Transfers					
a) Transfers In		8900-8929	0.00	0.00	0.0%
b) Transfers Out		7600-7629	0.00	0.00	0.0%
2) Other Sources/Uses					
a) Sources		8930-8979	0.00	0.00	0.0%
b) Uses		7630-7699	0.00	0.00	0.0%
3) Contributions		8980-8999	0.00	0.00	0.0%
4) TOTAL, OTHER FINANCING SOURCES/USES			0.00	0.00	0.0%
E. NET INCREASE (DECREASE) IN FUND BALANCE (C + D4)			52,805,705.29	(60,221,048.00)	-214.0%
F. FUND BALANCE, RESERVES					
1) Beginning Fund Balance					
a) As of July 1 - Unaudited		9791	133,350,347.95	186,156,053.24	39.6%
b) Audit Adjustments		9793	0.00	0.00	0.0%
c) As of July 1 - Audited (F1a + F1b)			133,350,347.95	186,156,053.24	39.6%
d) Other Restatements		9795	0.00	(22,369,429.49)	New
e) Adjusted Beginning Balance (F1c + F1d)			133,350,347.95	163,786,623.75	22.8%
2) Ending Balance, June 30 (E + F1e)			186,156,053.24	103,565,575.75	-44.4%
Components of Ending Fund Balance					
a) Nonspendable					
Revolving Cash		9711	0.00	0.00	0.0%
Stores		9712	14,873,050.80	7,710,830.00	-48.2%
Prepaid Items		9713	43,703.70	43,704.00	0.0%
All Others		9719	0.00	0.00	0.0%
b) Restricted		9740	171,239,298.74	95,811,041.75	-44.0%
c) Committed					
Stabilization Arrangements		9750	0.00	0.00	0.0%
Other Commitments		9760	0.00	0.00	0.0%
d) Assigned					
Other Assignments		9780	0.00	0.00	0.0%
e) Unassigned/Unappropriated Reserve for Economic Uncertainties		9789	0.00	0.00	0.0%
Unassigned/Unappropriated Amount		9790	0.00	0.00	0.0%
G. ASSETS					
1) Cash					
a) in County Treasury		9110	121,389,647.78		
1) Fair Value Adjustment to Cash in County Treasury		9111	(5,863,159.84)		
b) in Banks		9120	35.58		
c) in Revolving Cash Account		9130	0.00		
d) with Fiscal Agent/Trustee		9135	0.00		
e) Collections Awaiting Deposit		9140	25,881.07		
2) Investments		9150	0.00		

Description	Resource Codes	Object Codes	2022-23 Unaudited Actuals	2023-24 Budget	Percent Difference
3) Accounts Receivable		9200	1,591,037.90		
4) Due from Grantor Government		9290	71,932,573.40		
5) Due from Other Funds		9310	0.00		
6) Stores		9320	14,873,050.80		
7) Prepaid Expenditures		9330	43,703.70		
8) Other Current Assets		9340	0.00		
9) Lease Receivable		9380	0.00		
10) TOTAL, ASSETS			203,992,770.39		
H. DEFERRED OUTFLOWS OF RESOURCES					
1) Deferred Outflows of Resources		9490	0.00		
2) TOTAL, DEFERRED OUTFLOWS			0.00		
I. LIABILITIES					
1) Accounts Payable		9500	16,887,362.64		
2) Due to Grantor Governments		9590	6,041.90		
3) Due to Other Funds		9610	0.00		
4) Current Loans		9640			
5) Unearned Revenue		9650	943,312.61		
6) TOTAL, LIABILITIES			17,836,717.15		
J. DEFERRED INFLOWS OF RESOURCES					
1) Deferred Inflows of Resources		9690	0.00		
2) TOTAL, DEFERRED INFLOWS			0.00		
K. FUND EQUITY					
(must agree with line F2) (G10 + H2) - (I6 + J2)			186,156,053.24		
FEDERAL REVENUE					
Child Nutrition Programs		8220	351,795,417.37	301,401,499.00	-14.3%
Donated Food Commodities		8221	19,592,410.90	20,270,907.00	3.5%
All Other Federal Revenue		8290	2,201.16	72,057.00	3,173.6%
TOTAL, FEDERAL REVENUE			371,390,029.43	321,744,463.00	-13.4%
OTHER STATE REVENUE					
Child Nutrition Programs		8520	89,249,080.41	85,755,836.00	-3.9%
All Other State Revenue		8590	0.00	0.00	0.0%
TOTAL, OTHER STATE REVENUE			89,249,080.41	85,755,836.00	-3.9%
OTHER LOCAL REVENUE					
Other Local Revenue					
Sales					
Sale of Equipment/Supplies		8631	0.00	0.00	0.0%
Food Service Sales		8634	657,550.05	827,078.00	25.8%
Leases and Rentals		8650	0.00	0.00	0.0%
Interest		8660	3,302,408.82	1,069,425.00	-67.6%
Net Increase (Decrease) in the Fair Value of Investments		8662	(3,015,007.28)	0.00	-100.0%
Fees and Contracts					
Interagency Services		8677	0.00	0.00	0.0%
Other Local Revenue					
All Other Local Revenue		8699	16,470.95	0.00	-100.0%
TOTAL, OTHER LOCAL REVENUE			961,422.54	1,896,503.00	97.3%
TOTAL, REVENUES			461,600,532.38	409,396,802.00	-11.3%
CERTIFICATED SALARIES					
Certificated Supervisors' and Administrators' Salaries		1300	0.00	0.00	0.0%
Other Certificated Salaries		1900	0.00	0.00	0.0%
TOTAL, CERTIFICATED SALARIES			0.00	0.00	0.0%
CLASSIFIED SALARIES					
Classified Support Salaries		2200	121,617,041.30	132,947,933.00	9.3%
Classified Supervisors' and Administrators' Salaries		2300	408,556.76	487,333.00	19.3%
Clerical, Technical and Office Salaries		2400	6,455,172.33	8,577,453.00	32.9%
Other Classified Salaries		2900	85.53	18,829.00	21,914.5%
TOTAL, CLASSIFIED SALARIES			128,480,855.92	142,031,548.00	10.5%
EMPLOYEE BENEFITS					
STRS		3101-3102	9,379.52	0.00	-100.0%
PERS		3201-3202	30,853,592.71	37,904,218.00	22.9%
OASDI/Medicare/Alternative		3301-3302	9,937,618.10	10,868,169.00	9.4%

Description	Resource Codes	Object Codes	2022-23 Unaudited Actuals	2023-24 Budget	Percent Difference
Health and Welfare Benefits		3401-3402	49,736,819.15	53,466,008.00	7.5%
Unemployment Insurance		3501-3502	657,538.34	72,736.00	-88.9%
Workers' Compensation		3601-3602	3,423,080.49	3,569,262.00	4.3%
OPEB, Allocated		3701-3702	82,281.90	11,050,974.00	13,330.6%
OPEB, Active Employees		3751-3752	13,500,336.21	12,361,406.00	-8.4%
Other Employee Benefits		3901-3902	0.00	0.00	0.0%
TOTAL, EMPLOYEE BENEFITS			108,200,646.42	129,292,773.00	19.5%
BOOKS AND SUPPLIES					
Books and Other Reference Materials		4200	0.00	0.00	0.0%
Materials and Supplies		4300	5,898,042.95	10,464,087.00	77.4%
Noncapitalized Equipment		4400	145,873.41	4,243,399.00	2,809.0%
Food		4700	150,938,920.03	168,110,469.00	11.4%
TOTAL, BOOKS AND SUPPLIES			156,982,836.39	182,817,955.00	16.5%
SERVICES AND OTHER OPERATING EXPENDITURES					
Subagreements for Services		5100	0.00	0.00	0.0%
Travel and Conferences		5200	249,426.37	363,554.00	45.8%
Dues and Memberships		5300	19,000.00	22,107.00	16.4%
Insurance		5400-5450	0.00	0.00	0.0%
Operations and Housekeeping Services		5500	409,095.62	459,434.00	12.3%
Rentals, Leases, Repairs, and Noncapitalized Improvements		5600	41,280.95	1,034,500.00	2,406.0%
Transfers of Direct Costs		5710	0.00	0.00	0.0%
Transfers of Direct Costs - Interfund		5750	0.00	0.00	0.0%
Professional/Consulting Services and Operating Expenditures		5800	3,337,352.25	3,673,982.00	10.1%
Communications		5900	241,703.73	292,967.00	21.2%
TOTAL, SERVICES AND OTHER OPERATING EXPENDITURES			4,297,858.92	5,846,544.00	36.0%
CAPITAL OUTLAY					
Buildings and Improvements of Buildings		6200	0.00	0.00	0.0%
Equipment		6400	63,151.01	0.00	-100.0%
Equipment Replacement		6500	0.00	430,000.00	New
Lease Assets		6600	0.00	0.00	0.0%
Subscription Assets		6700	0.00	0.00	0.0%
TOTAL, CAPITAL OUTLAY			63,151.01	430,000.00	580.9%
OTHER OUTGO (excluding Transfers of Indirect Costs)					
Debt Service					
Debt Service - Interest		7438	0.00	0.00	0.0%
Other Debt Service - Principal		7439	0.00	0.00	0.0%
TOTAL, OTHER OUTGO (excluding Transfers of Indirect Costs)			0.00	0.00	0.0%
OTHER OUTGO - TRANSFERS OF INDIRECT COSTS					
Transfers of Indirect Costs - Interfund		7350	10,769,478.43	9,199,030.00	-14.6%
TOTAL, OTHER OUTGO - TRANSFERS OF INDIRECT COSTS			10,769,478.43	9,199,030.00	-14.6%
TOTAL, EXPENDITURES			408,794,827.09	469,617,850.00	14.9%
INTERFUND TRANSFERS					
INTERFUND TRANSFERS IN					
From: General Fund		8916	0.00	0.00	0.0%
Other Authorized Interfund Transfers In		8919	0.00	0.00	0.0%
(a) TOTAL, INTERFUND TRANSFERS IN			0.00	0.00	0.0%
INTERFUND TRANSFERS OUT					
Other Authorized Interfund Transfers Out		7619	0.00	0.00	0.0%
(b) TOTAL, INTERFUND TRANSFERS OUT			0.00	0.00	0.0%
OTHER SOURCES/USES					
SOURCES					
Other Sources					
Transfers from Funds of Lapsed/Reorganized LEAs		8965	0.00	0.00	0.0%
Long-Term Debt Proceeds					
Proceeds from Leases		8972	0.00	0.00	0.0%
Proceeds from SBITAs		8974	0.00	0.00	0.0%
All Other Financing Sources		8979	0.00	0.00	0.0%
(c) TOTAL, SOURCES			0.00	0.00	0.0%
USES					
Transfers of Funds from Lapsed/Reorganized LEAs		7651	0.00	0.00	0.0%

Description	Resource Codes	Object Codes	2022-23 Unaudited Actuals	2023-24 Budget	Percent Difference
All Other Financing Uses		7699	0.00	0.00	0.0%
(d) TOTAL, USES			0.00	0.00	0.0%
CONTRIBUTIONS					
Contributions from Unrestricted Revenues		8980	0.00	0.00	0.0%
Contributions from Restricted Revenues		8990	0.00	0.00	0.0%
(e) TOTAL, CONTRIBUTIONS			0.00	0.00	0.0%
TOTAL, OTHER FINANCING SOURCES/USES (a - b + c - d + e)			0.00	0.00	0.0%

Description	Function Codes	Object Codes	2022-23 Unaudited Actuals	2023-24 Budget	Percent Difference
A. REVENUES					
1) LCFF Sources		8010-8099	0.00	0.00	0.0%
2) Federal Revenue		8100-8299	371,390,029.43	321,744,463.00	-13.4%
3) Other State Revenue		8300-8599	89,249,080.41	85,755,836.00	-3.9%
4) Other Local Revenue		8600-8799	961,422.54	1,896,503.00	97.3%
5) TOTAL, REVENUES			461,600,532.38	409,396,802.00	-11.3%
B. EXPENDITURES (Objects 1000-7999)					
1) Instruction	1000-1999		0.00	0.00	0.0%
2) Instruction - Related Services	2000-2999		0.00	0.00	0.0%
3) Pupil Services	3000-3999		389,796,533.06	457,054,527.00	17.3%
4) Ancillary Services	4000-4999		0.00	0.00	0.0%
5) Community Services	5000-5999		0.00	0.00	0.0%
6) Enterprise	6000-6999		0.00	0.00	0.0%
7) General Administration	7000-7999		10,769,478.43	9,199,030.00	-14.6%
8) Plant Services	8000-8999		8,228,815.60	3,364,293.00	-59.1%
9) Other Outgo	9000-9999	Except 7600-7699	0.00	0.00	0.0%
10) TOTAL, EXPENDITURES			408,794,827.09	469,617,850.00	14.9%
C. EXCESS (DEFICIENCY) OF REVENUES OVER EXPENDITURES BEFORE OTHER FINANCING SOURCES AND USES (A5 - B10)			52,805,705.29	(60,221,048.00)	-214.0%
D. OTHER FINANCING SOURCES/USES					
1) Interfund Transfers					
a) Transfers In		8900-8929	0.00	0.00	0.0%
b) Transfers Out		7600-7629	0.00	0.00	0.0%
2) Other Sources/Uses					
a) Sources		8930-8979	0.00	0.00	0.0%
b) Uses		7630-7699	0.00	0.00	0.0%
3) Contributions		8980-8999	0.00	0.00	0.0%
4) TOTAL, OTHER FINANCING SOURCES/USES			0.00	0.00	0.0%
E. NET INCREASE (DECREASE) IN FUND BALANCE (C + D4)			52,805,705.29	(60,221,048.00)	-214.0%
F. FUND BALANCE, RESERVES					
1) Beginning Fund Balance					
a) As of July 1 - Unaudited		9791	133,350,347.95	186,156,053.24	39.6%
b) Audit Adjustments		9793	0.00	0.00	0.0%
c) As of July 1 - Audited (F1a + F1b)			133,350,347.95	186,156,053.24	39.6%
d) Other Restatements		9795	0.00	(22,369,429.49)	New
e) Adjusted Beginning Balance (F1c + F1d)			133,350,347.95	163,786,623.75	22.8%
2) Ending Balance, June 30 (E + F1e)			186,156,053.24	103,565,575.75	-44.4%
Components of Ending Fund Balance					
a) Nonspendable					
Revolving Cash		9711	0.00	0.00	0.0%
Stores		9712	14,873,050.80	7,710,830.00	-48.2%
Prepaid Items		9713	43,703.70	43,704.00	0.0%
All Others		9719	0.00	0.00	0.0%
b) Restricted		9740	171,239,298.74	95,811,041.75	-44.0%
c) Committed					
Stabilization Arrangements		9750	0.00	0.00	0.0%
Other Commitments (by Resource/Object)		9760	0.00	0.00	0.0%
d) Assigned					
Other Assignments (by Resource/Object)		9780	0.00	0.00	0.0%
e) Unassigned/Unappropriated					
Reserve for Economic Uncertainties		9789	0.00	0.00	0.0%
Unassigned/Unappropriated Amount		9790	0.00	0.00	0.0%

Resource	Description	2022-23 Unaudited Actuals	2023-24 Budget
5310	Child Nutrition: School Programs (e.g., School Lunch, School Breakfast, Milk, Pregnant & Lactating Students)	131,878,461.29	80,286,933.52
5320	Child Nutrition: Child Care Food Program (CCFP) Claims-Centers and Family Day Care Homes (Meal Reimbursements)	22,761,112.37	7,815,992.80
5330	Child Nutrition: Summer Food Service Program Operations	14,390,962.08	7,708,115.43
7029	Child Nutrition: Food Service Staff Training Funds	2,208,763.00	0.00
Total, Restricted Balance		171,239,298.74	95,811,041.75

Description	Resource Codes	Object Codes	2022-23 Unaudited Actuals	2023-24 Budget	Percent Difference
A. REVENUES					
1) LCFF Sources		8010-8099	0.00	0.00	0.0%
2) Federal Revenue		8100-8299	0.00	0.00	0.0%
3) Other State Revenue		8300-8599	0.00	0.00	0.0%
4) Other Local Revenue		8600-8799	37,948,382.04	22,305,780.00	-41.2%
5) TOTAL, REVENUES			37,948,382.04	22,305,780.00	-41.2%
B. EXPENDITURES					
1) Certificated Salaries		1000-1999	0.00	0.00	0.0%
2) Classified Salaries		2000-2999	24,995,592.71	53,950,836.00	115.8%
3) Employee Benefits		3000-3999	12,982,367.65	42,243,228.00	225.4%
4) Books and Supplies		4000-4999	2,227,878.71	1,931,317.00	-13.3%
5) Services and Other Operating Expenditures		5000-5999	62,726,630.97	1,583,982.00	-97.5%
6) Capital Outlay		6000-6999	669,974,353.54	1,086,531,991.00	62.2%
7) Other Outgo (excluding Transfers of Indirect Costs)		7100-7299, 7400-7499	3,372.72	0.00	-100.0%
8) Other Outgo - Transfers of Indirect Costs		7300-7399	0.00	0.00	0.0%
9) TOTAL, EXPENDITURES			772,910,196.30	1,186,241,354.00	53.5%
C. EXCESS (DEFICIENCY) OF REVENUES OVER EXPENDITURES BEFORE OTHER FINANCING SOURCES AND USES (A5 - B9)			(734,961,814.26)	(1,163,935,574.00)	58.4%
D. OTHER FINANCING SOURCES/USES					
1) Interfund Transfers					
a) Transfers In		8900-8929	270,846,249.32	0.00	-100.0%
b) Transfers Out		7600-7629	54,174,949.07	0.00	-100.0%
2) Other Sources/Uses					
a) Sources		8930-8979	500,000,000.00	750,000,000.00	50.0%
b) Uses		7630-7699	0.00	0.00	0.0%
3) Contributions		8980-8999	0.00	0.00	0.0%
4) TOTAL, OTHER FINANCING SOURCES/USES			716,671,300.25	750,000,000.00	4.7%
E. NET INCREASE (DECREASE) IN FUND BALANCE (C + D4)			(18,290,514.01)	(413,935,574.00)	2,163.1%
F. FUND BALANCE, RESERVES					
1) Beginning Fund Balance					
a) As of July 1 - Unaudited		9791	1,362,509,289.17	1,306,903,100.96	-4.1%
b) Audit Adjustments		9793	(37,315,674.20)	0.00	-100.0%
c) As of July 1 - Audited (F1a + F1b)			1,325,193,614.97	1,306,903,100.96	-1.4%
d) Other Restatements		9795	0.00	(110,362,388.96)	New
e) Adjusted Beginning Balance (F1c + F1d)			1,325,193,614.97	1,196,540,712.00	-9.7%
2) Ending Balance, June 30 (E + F1e)			1,306,903,100.96	782,605,138.00	-40.1%
Components of Ending Fund Balance					
a) Nonspendable					
Revolving Cash		9711	500,000.00	500,000.00	0.0%
Stores		9712	0.00	0.00	0.0%
Prepaid Items		9713	241,242.46	107,414.00	-55.5%
All Others		9719	0.00	0.00	0.0%
b) Restricted		9740	1,296,718,995.64	772,507,246.00	-40.4%
c) Committed					
Stabilization Arrangements		9750	0.00	0.00	0.0%
Other Commitments		9760	0.00	0.00	0.0%
d) Assigned					
Other Assignments		9780	9,442,862.86	9,490,478.00	0.5%
e) Unassigned/Unappropriated					
Reserve for Economic Uncertainties		9789	0.00	0.00	0.0%
Unassigned/Unappropriated Amount		9790	0.00	0.00	0.0%
G. ASSETS					
1) Cash					
a) in County Treasury		9110	1,499,632,302.29		
1) Fair Value Adjustment to Cash in County Treasury		9111	(72,432,332.16)		
b) in Banks		9120	0.00		
c) in Revolving Cash Account		9130	500,000.00		
d) with Fiscal Agent/Trustee		9135	0.00		
e) Collections Awaiting Deposit		9140	0.00		

Description	Resource Codes	Object Codes	2022-23 Unaudited Actuals	2023-24 Budget	Percent Difference
2) Investments		9150	0.00		
3) Accounts Receivable		9200	15,373,905.76		
4) Due from Grantor Government		9290	0.00		
5) Due from Other Funds		9310	0.00		
6) Stores		9320	0.00		
7) Prepaid Expenditures		9330	241,242.46		
8) Other Current Assets		9340	0.00		
9) Lease Receivable		9380	116,054.23		
10) TOTAL, ASSETS			1,443,431,172.58		
H. DEFERRED OUTFLOWS OF RESOURCES					
1) Deferred Outflows of Resources		9490	0.00		
2) TOTAL, DEFERRED OUTFLOWS			0.00		
I. LIABILITIES					
1) Accounts Payable		9500	136,412,017.39		
2) Due to Grantor Governments		9590	0.00		
3) Due to Other Funds		9610	0.00		
4) Current Loans		9640	0.00		
5) Unearned Revenue		9650	0.00		
6) TOTAL, LIABILITIES			136,412,017.39		
J. DEFERRED INFLOWS OF RESOURCES					
1) Deferred Inflows of Resources		9690	116,054.23		
2) TOTAL, DEFERRED INFLOWS			116,054.23		
K. FUND EQUITY					
Ending Fund Balance, June 30 (must agree with line F2) (G10 + H2) - (I6 + J2)			1,306,903,100.96		
FEDERAL REVENUE					
FEMA		8281	0.00	0.00	0.0%
All Other Federal Revenue		8290	0.00	0.00	0.0%
TOTAL, FEDERAL REVENUE			0.00	0.00	0.0%
OTHER STATE REVENUE					
Tax Relief Subventions					
Restricted Levies - Other					
Homeowners' Exemptions		8575	0.00	0.00	0.0%
Other Subventions/In-Lieu Taxes		8576	0.00	0.00	0.0%
All Other State Revenue		8590	0.00	0.00	0.0%
TOTAL, OTHER STATE REVENUE			0.00	0.00	0.0%
OTHER LOCAL REVENUE					
Other Local Revenue					
County and District Taxes					
Other Restricted Levies					
Secured Roll		8615	0.00	0.00	0.0%
Unsecured Roll		8616	0.00	0.00	0.0%
Prior Years' Taxes		8617	0.00	0.00	0.0%
Supplemental Taxes		8618	0.00	0.00	0.0%
Non-Ad Valorem Taxes					
Parcel Taxes		8621	0.00	0.00	0.0%
Other		8622	0.00	0.00	0.0%
Community Redevelopment Funds Not Subject to LCFF Deduction		8625	0.00	0.00	0.0%
Penalties and Interest from Delinquent Non-LCFF Taxes		8629	0.00	0.00	0.0%
Sales					
Sale of Equipment/Supplies		8631	0.00	0.00	0.0%
Leases and Rentals		8650	1,112,805.37	850,000.00	-23.6%
Interest		8660	44,216,737.45	21,455,780.00	-51.5%
Net Increase (Decrease) in the Fair Value of Investments		8662	(8,473,484.10)	0.00	-100.0%
Other Local Revenue					
All Other Local Revenue		8699	1,092,323.32	0.00	-100.0%
All Other Transfers In from All Others		8799	0.00	0.00	0.0%
TOTAL, OTHER LOCAL REVENUE			37,948,382.04	22,305,780.00	-41.2%
TOTAL, REVENUES			37,948,382.04	22,305,780.00	-41.2%
CLASSIFIED SALARIES					
Classified Support Salaries		2200	3,542,679.15	600,362.00	-83.1%

Description	Resource Codes	Object Codes	2022-23 Unaudited Actuals	2023-24 Budget	Percent Difference
Classified Supervisors' and Administrators' Salaries		2300	4,284,909.01	12,923,077.00	201.6%
Clerical, Technical and Office Salaries		2400	17,168,004.55	40,427,397.00	135.5%
Other Classified Salaries		2900	0.00	0.00	0.0%
TOTAL, CLASSIFIED SALARIES			24,995,922.71	53,950,836.00	115.8%
EMPLOYEE BENEFITS					
STRS		3101-3102	34,561.58	0.00	-100.0%
PERS		3201-3202	6,128,498.47	14,493,850.00	136.5%
OASDI/Medicare/Alternative		3301-3302	1,858,937.70	4,124,848.00	121.9%
Health and Welfare Benefits		3401-3402	934,089.84	17,203,729.00	1,741.8%
Unemployment Insurance		3501-3502	123,159.41	28,250.00	-77.1%
Workers' Compensation		3601-3602	657,970.91	1,355,789.00	106.1%
OPEB, Allocated		3701-3702	154,166.86	1,770,081.00	1,048.2%
OPEB, Active Employees		3751-3752	3,090,982.88	3,266,681.00	5.7%
Other Employee Benefits		3901-3902	0.00	0.00	0.0%
TOTAL, EMPLOYEE BENEFITS			12,982,367.65	42,243,228.00	225.4%
BOOKS AND SUPPLIES					
Books and Other Reference Materials		4200	0.00	0.00	0.0%
Materials and Supplies		4300	2,074,123.21	1,931,317.00	-6.9%
Noncapitalized Equipment		4400	153,755.50	0.00	-100.0%
TOTAL, BOOKS AND SUPPLIES			2,227,878.71	1,931,317.00	-13.3%
SERVICES AND OTHER OPERATING EXPENDITURES					
Subagreements for Services		5100	0.00	0.00	0.0%
Travel and Conferences		5200	93,543.27	0.00	-100.0%
Insurance		5400-5450	0.00	0.00	0.0%
Operations and Housekeeping Services		5500	1,967.07	0.00	-100.0%
Rentals, Leases, Repairs, and Noncapitalized Improvements		5600	18,371.02	0.00	-100.0%
Transfers of Direct Costs		5710	0.00	0.00	0.0%
Transfers of Direct Costs - Interfund		5750	0.00	0.00	0.0%
Professional/Consulting Services and Operating Expenditures		5800	62,498,533.12	1,583,982.00	-97.5%
Communications		5900	114,216.49	0.00	-100.0%
TOTAL, SERVICES AND OTHER OPERATING EXPENDITURES			62,726,630.97	1,583,982.00	-97.5%
CAPITAL OUTLAY					
Land		6100	26,895.39	0.00	-100.0%
Land Improvements		6170	1,533,061.02	0.00	-100.0%
Buildings and Improvements of Buildings		6200	646,297,289.81	1,086,531,991.00	68.1%
Books and Media for New School Libraries or Major Expansion of School Libraries		6300	0.00	0.00	0.0%
Equipment		6400	22,117,107.32	0.00	-100.0%
Equipment Replacement		6500	0.00	0.00	0.0%
Lease Assets		6600	0.00	0.00	0.0%
Subscription Assets		6700	0.00	0.00	0.0%
TOTAL, CAPITAL OUTLAY			669,974,353.54	1,086,531,991.00	62.2%
OTHER OUTGO (excluding Transfers of Indirect Costs)					
Other Transfers Out					
All Other Transfers Out to All Others		7299	0.00	0.00	0.0%
Debt Service					
Repayment of State School Building Fund Aid - Proceeds from Bonds		7435	0.00	0.00	0.0%
Debt Service - Interest		7438	20.20	0.00	-100.0%
Other Debt Service - Principal		7439	3,352.52	0.00	-100.0%
TOTAL, OTHER OUTGO (excluding Transfers of Indirect Costs)			3,372.72	0.00	-100.0%
TOTAL, EXPENDITURES			772,910,196.30	1,186,241,354.00	53.5%
INTERFUND TRANSFERS					
INTERFUND TRANSFERS IN					
Other Authorized Interfund Transfers In		8919	270,846,249.32	0.00	-100.0%
(a) TOTAL, INTERFUND TRANSFERS IN			270,846,249.32	0.00	-100.0%
INTERFUND TRANSFERS OUT					
To: State School Building Fund/County School Facilities Fund		7613	14,329,451.17	0.00	-100.0%
Other Authorized Interfund Transfers Out		7619	39,845,497.90	0.00	-100.0%
(b) TOTAL, INTERFUND TRANSFERS OUT			54,174,949.07	0.00	-100.0%
OTHER SOURCES/USES					
SOURCES					

Description	Resource Codes	Object Codes	2022-23 Unaudited Actuals	2023-24 Budget	Percent Difference
Proceeds					
Proceeds from Sale of Bonds		8951	500,000,000.00	750,000,000.00	50.0%
Proceeds from Disposal of Capital Assets		8953	0.00	0.00	0.0%
Other Sources					
County School Bldg Aid		8961	0.00	0.00	0.0%
Transfers from Funds of Lapsed/Reorganized LEAs		8965	0.00	0.00	0.0%
Long-Term Debt Proceeds					
Proceeds from Certificates of Participation		8971	0.00	0.00	0.0%
Proceeds from Leases		8972	0.00	0.00	0.0%
Proceeds from Lease Revenue Bonds		8973	0.00	0.00	0.0%
Proceeds from SBITAs		8974	0.00	0.00	0.0%
All Other Financing Sources		8979	0.00	0.00	0.0%
(c) TOTAL, SOURCES			500,000,000.00	750,000,000.00	50.0%
USES					
Transfers of Funds from Lapsed/Reorganized LEAs		7651	0.00	0.00	0.0%
All Other Financing Uses		7699	0.00	0.00	0.0%
(d) TOTAL, USES			0.00	0.00	0.0%
CONTRIBUTIONS					
Contributions from Unrestricted Revenues		8980	0.00	0.00	0.0%
Contributions from Restricted Revenues		8990	0.00	0.00	0.0%
(e) TOTAL, CONTRIBUTIONS			0.00	0.00	0.0%
TOTAL, OTHER FINANCING SOURCES/USES (a - b + c - d + e)			716,671,300.25	750,000,000.00	4.7%

Description	Function Codes	Object Codes	2022-23 Unaudited Actuals	2023-24 Budget	Percent Difference
A. REVENUES					
1) LCFF Sources		8010-8099	0.00	0.00	0.0%
2) Federal Revenue		8100-8299	0.00	0.00	0.0%
3) Other State Revenue		8300-8599	0.00	0.00	0.0%
4) Other Local Revenue		8600-8799	37,948,382.04	22,305,780.00	-41.2%
5) TOTAL, REVENUES			37,948,382.04	22,305,780.00	-41.2%
B. EXPENDITURES (Objects 1000-7999)					
1) Instruction	1000-1999		0.00	0.00	0.0%
2) Instruction - Related Services	2000-2999		0.00	0.00	0.0%
3) Pupil Services	3000-3999		0.00	0.00	0.0%
4) Ancillary Services	4000-4999		0.00	0.00	0.0%
5) Community Services	5000-5999		0.00	0.00	0.0%
6) Enterprise	6000-6999		0.00	0.00	0.0%
7) General Administration	7000-7999		0.00	0.00	0.0%
8) Plant Services	8000-8999		763,893,516.78	1,186,241,354.00	55.3%
9) Other Outgo	9000-9999	Except 7600-7699	9,016,679.52	0.00	-100.0%
10) TOTAL, EXPENDITURES			772,910,196.30	1,186,241,354.00	53.5%
C. EXCESS (DEFICIENCY) OF REVENUES OVER EXPENDITURES BEFORE OTHER FINANCING SOURCES AND USES (A5 -B10)			(734,961,814.26)	(1,163,935,574.00)	58.4%
D. OTHER FINANCING SOURCES/USES					
1) Interfund Transfers					
a) Transfers In		8900-8929	270,846,249.32	0.00	-100.0%
b) Transfers Out		7600-7629	54,174,949.07	0.00	-100.0%
2) Other Sources/Uses					
a) Sources		8930-8979	500,000,000.00	750,000,000.00	50.0%
b) Uses		7630-7699	0.00	0.00	0.0%
3) Contributions		8980-8999	0.00	0.00	0.0%
4) TOTAL, OTHER FINANCING SOURCES/USES			716,671,300.25	750,000,000.00	4.7%
E. NET INCREASE (DECREASE) IN FUND BALANCE (C + D4)			(18,290,514.01)	(413,935,574.00)	2,163.1%
F. FUND BALANCE, RESERVES					
1) Beginning Fund Balance					
a) As of July 1 - Unaudited		9791	1,362,509,289.17	1,306,903,100.96	-4.1%
b) Audit Adjustments		9793	(37,315,674.20)	0.00	-100.0%
c) As of July 1 - Audited (F1a + F1b)			1,325,193,614.97	1,306,903,100.96	-1.4%
d) Other Restatements		9795	0.00	(110,362,388.96)	New
e) Adjusted Beginning Balance (F1c + F1d)			1,325,193,614.97	1,196,540,712.00	-9.7%
2) Ending Balance, June 30 (E + F1e)			1,306,903,100.96	782,605,138.00	-40.1%
Components of Ending Fund Balance					
a) Nonspendable					
Revolving Cash		9711	500,000.00	500,000.00	0.0%
Stores		9712	0.00	0.00	0.0%
Prepaid Items		9713	241,242.46	107,414.00	-55.5%
All Others		9719	0.00	0.00	0.0%
b) Restricted		9740	1,296,718,995.64	772,507,246.00	-40.4%
c) Committed					
Stabilization Arrangements		9750	0.00	0.00	0.0%
Other Commitments (by Resource/Object)		9760	0.00	0.00	0.0%
d) Assigned					
Other Assignments (by Resource/Object)		9780	9,442,862.86	9,490,478.00	0.5%
e) Unassigned/Unappropriated					
Reserve for Economic Uncertainties		9789	0.00	0.00	0.0%
Unassigned/Unappropriated Amount		9790	0.00	0.00	0.0%

		2022-23 Unaudited Actuals	2023-24 Budget
Resource	Description		
9010	Other Restricted Local	1,296,718,995.64	772,507,246.00
Total, Restricted Balance		1,296,718,995.64	772,507,246.00

Description	Resource Codes	Object Codes	2022-23 Unaudited Actuals	2023-24 Budget	Percent Difference
A. REVENUES					
1) LCFF Sources		8010-8099	0.00	0.00	0.0%
2) Federal Revenue		8100-8299	0.00	0.00	0.0%
3) Other State Revenue		8300-8599	0.00	0.00	0.0%
4) Other Local Revenue		8600-8799	106,206,367.35	112,130,000.00	5.6%
5) TOTAL, REVENUES			106,206,367.35	112,130,000.00	5.6%
B. EXPENDITURES					
1) Certificated Salaries		1000-1999	0.00	0.00	0.0%
2) Classified Salaries		2000-2999	570,587.01	659,305.00	15.5%
3) Employee Benefits		3000-3999	318,396.74	331,052.00	4.0%
4) Books and Supplies		4000-4999	1,383.56	87,306.00	6,210.2%
5) Services and Other Operating Expenditures		5000-5999	2,058,677.40	31,478,178.00	1,429.0%
6) Capital Outlay		6000-6999	130,545,260.56	91,419,013.00	-30.0%
7) Other Outgo (excluding Transfers of Indirect Costs)		7100-7299, 7400-7499	0.00	0.00	0.0%
8) Other Outgo - Transfers of Indirect Costs		7300-7399	0.00	0.00	0.0%
9) TOTAL, EXPENDITURES			133,494,305.27	123,974,854.00	-7.1%
C. EXCESS (DEFICIENCY) OF REVENUES OVER EXPENDITURES BEFORE OTHER FINANCING SOURCES AND USES (A5 - B9)			(27,287,937.92)	(11,844,854.00)	-56.6%
D. OTHER FINANCING SOURCES/USES					
1) Interfund Transfers					
a) Transfers In		8900-8929	0.00	0.00	0.0%
b) Transfers Out		7600-7629	137,336.68	0.00	-100.0%
2) Other Sources/Uses					
a) Sources		8930-8979	0.00	0.00	0.0%
b) Uses		7630-7699	0.00	0.00	0.0%
3) Contributions		8980-8999	0.00	0.00	0.0%
4) TOTAL, OTHER FINANCING SOURCES/USES			(137,336.68)	0.00	-100.0%
E. NET INCREASE (DECREASE) IN FUND BALANCE (C + D4)			(27,425,274.60)	(11,844,854.00)	-56.8%
F. FUND BALANCE, RESERVES					
1) Beginning Fund Balance					
a) As of July 1 - Unaudited		9791	71,583,132.00	39,988,408.60	-44.1%
b) Audit Adjustments		9793	(4,169,448.80)	0.00	-100.0%
c) As of July 1 - Audited (F1a + F1b)			67,413,683.20	39,988,408.60	-40.7%
d) Other Restatements		9795	0.00	25,186,939.40	New
e) Adjusted Beginning Balance (F1c + F1d)			67,413,683.20	65,175,348.00	-3.3%
2) Ending Balance, June 30 (E + F1e)			39,988,408.60	53,330,494.00	33.4%
Components of Ending Fund Balance					
a) Nonspendable					
Revolving Cash		9711	0.00	0.00	0.0%
Stores		9712	0.00	0.00	0.0%
Prepaid Items		9713	0.00	0.00	0.0%
All Others		9719	0.00	0.00	0.0%
b) Restricted		9740	39,988,408.60	53,330,494.00	33.4%
c) Committed					
Stabilization Arrangements		9750	0.00	0.00	0.0%
Other Commitments		9760	0.00	0.00	0.0%
d) Assigned					
Other Assignments		9780	0.00	0.00	0.0%
e) Unassigned/Unappropriated					
Reserve for Economic Uncertainties		9789	0.00	0.00	0.0%
Unassigned/Unappropriated Amount		9790	0.00	0.00	0.0%
G. ASSETS					
1) Cash					
a) in County Treasury		9110	36,202,537.51		
1) Fair Value Adjustment to Cash in County Treasury		9111	(1,748,582.56)		
b) in Banks		9120	171.63		
c) in Revolving Cash Account		9130	0.00		
d) with Fiscal Agent/Trustee		9135	0.00		
e) Collections Awaiting Deposit		9140	0.00		

Description	Resource Codes	Object Codes	2022-23 Unaudited Actuals	2023-24 Budget	Percent Difference
2) Investments		9150	0.00		
3) Accounts Receivable		9200	9,034,618.90		
4) Due from Grantor Government		9290	0.00		
5) Due from Other Funds		9310	0.00		
6) Stores		9320	0.00		
7) Prepaid Expenditures		9330	0.00		
8) Other Current Assets		9340	0.00		
9) Lease Receivable		9380	0.00		
10) TOTAL, ASSETS			43,488,745.48		
H. DEFERRED OUTFLOWS OF RESOURCES					
1) Deferred Outflows of Resources		9490	0.00		
2) TOTAL, DEFERRED OUTFLOWS			0.00		
I. LIABILITIES					
1) Accounts Payable		9500	3,500,336.88		
2) Due to Grantor Governments		9590	0.00		
3) Due to Other Funds		9610	0.00		
4) Current Loans		9640	0.00		
5) Unearned Revenue		9650	0.00		
6) TOTAL, LIABILITIES			3,500,336.88		
J. DEFERRED INFLOWS OF RESOURCES					
1) Deferred Inflows of Resources		9690	0.00		
2) TOTAL, DEFERRED INFLOWS			0.00		
K. FUND EQUITY					
Ending Fund Balance, June 30 (must agree with line F2) (G10 + H2) - (I6 + J2)			39,988,408.60		
OTHER STATE REVENUE					
Tax Relief Subventions					
Restricted Levies - Other					
Homeowners' Exemptions		8575	0.00	0.00	0.0%
Other Subventions/In-Lieu Taxes		8576	0.00	0.00	0.0%
All Other State Revenue		8590	0.00	0.00	0.0%
TOTAL, OTHER STATE REVENUE			0.00	0.00	0.0%
OTHER LOCAL REVENUE					
Other Local Revenue					
County and District Taxes					
Other Restricted Levies					
Secured Roll		8615	0.00	0.00	0.0%
Unsecured Roll		8616	0.00	0.00	0.0%
Prior Years' Taxes		8617	0.00	0.00	0.0%
Supplemental Taxes		8618	0.00	0.00	0.0%
Non-Ad Valorem Taxes					
Parcel Taxes		8621	0.00	0.00	0.0%
Other		8622	0.00	0.00	0.0%
Community Redevelopment Funds Not Subject to LCFF Deduction		8625	0.00	0.00	0.0%
Penalties and Interest from Delinquent Non-LCFF Taxes		8629	0.00	0.00	0.0%
Sales					
Sale of Equipment/Supplies		8631	0.00	0.00	0.0%
Interest		8660	1,827,568.21	1,450,000.00	-20.7%
Net Increase (Decrease) in the Fair Value of Investments		8662	1,108,638.94	0.00	-100.0%
Fees and Contracts					
Mitigation/Developer Fees		8681	103,270,160.20	110,680,000.00	7.2%
Other Local Revenue					
All Other Local Revenue		8699	0.00	0.00	0.0%
All Other Transfers In from All Others		8799	0.00	0.00	0.0%
TOTAL, OTHER LOCAL REVENUE			106,206,367.35	112,130,000.00	5.6%
TOTAL, REVENUES			106,206,367.35	112,130,000.00	5.6%
CERTIFICATED SALARIES					
Other Certificated Salaries		1900	0.00	0.00	0.0%
TOTAL, CERTIFICATED SALARIES			0.00	0.00	0.0%
CLASSIFIED SALARIES					
Classified Support Salaries		2200	81,644.86	0.00	-100.0%

Description	Resource Codes	Object Codes	2022-23 Unaudited Actuals	2023-24 Budget	Percent Difference
Classified Supervisors' and Administrators' Salaries		2300	114,280.50	126,165.00	10.4%
Clerical, Technical and Office Salaries		2400	374,661.65	527,062.00	40.7%
Other Classified Salaries		2900	0.00	6,078.00	New
TOTAL, CLASSIFIED SALARIES			570,587.01	659,305.00	15.5%
EMPLOYEE BENEFITS					
STRS		3101-3102	0.00	0.00	0.0%
PERS		3201-3202	143,246.07	174,287.00	21.7%
OASDI/Medicare/Alternative		3301-3302	42,499.37	50,306.00	18.4%
Health and Welfare Benefits		3401-3402	89,869.95	57,471.00	-36.1%
Unemployment Insurance		3501-3502	2,829.37	338.00	-88.1%
Workers' Compensation		3601-3602	14,918.44	16,568.00	11.1%
OPEB, Allocated		3701-3702	3,702.36	12,618.00	240.8%
OPEB, Active Employees		3751-3752	21,331.18	19,464.00	-8.8%
Other Employee Benefits		3901-3902	0.00	0.00	0.0%
TOTAL, EMPLOYEE BENEFITS			318,396.74	331,052.00	4.0%
BOOKS AND SUPPLIES					
Approved Textbooks and Core Curricula Materials		4100	0.00	0.00	0.0%
Books and Other Reference Materials		4200	0.00	0.00	0.0%
Materials and Supplies		4300	1,383.56	87,306.00	6,210.2%
Noncapitalized Equipment		4400	0.00	0.00	0.0%
TOTAL, BOOKS AND SUPPLIES			1,383.56	87,306.00	6,210.2%
SERVICES AND OTHER OPERATING EXPENDITURES					
Subagreements for Services		5100	0.00	0.00	0.0%
Travel and Conferences		5200	1,222.63	1,300.00	6.3%
Insurance		5400-5450	0.00	0.00	0.0%
Operations and Housekeeping Services		5500	0.00	0.00	0.0%
Rentals, Leases, Repairs, and Noncapitalized Improvements		5600	0.00	252,690.00	New
Transfers of Direct Costs		5710	0.00	0.00	0.0%
Transfers of Direct Costs - Interfund		5750	0.00	0.00	0.0%
Professional/Consulting Services and Operating Expenditures		5800	2,057,454.77	31,223,788.00	1,417.6%
Communications		5900	0.00	400.00	New
TOTAL, SERVICES AND OTHER OPERATING EXPENDITURES			2,058,677.40	31,478,178.00	1,429.0%
CAPITAL OUTLAY					
Land		6100	0.00	0.00	0.0%
Land Improvements		6170	0.00	0.00	0.0%
Buildings and Improvements of Buildings		6200	130,528,538.37	91,407,369.00	-30.0%
Books and Media for New School Libraries or Major Expansion of School Libraries		6300	0.00	0.00	0.0%
Equipment		6400	16,722.19	11,644.00	-30.4%
Equipment Replacement		6500	0.00	0.00	0.0%
Lease Assets		6600	0.00	0.00	0.0%
Subscription Assets		6700	0.00	0.00	0.0%
TOTAL, CAPITAL OUTLAY			130,545,260.56	91,419,013.00	-30.0%
OTHER OUTGO (excluding Transfers of Indirect Costs)					
Other Transfers Out					
All Other Transfers Out to All Others		7299	0.00	0.00	0.0%
Debt Service					
Debt Service - Interest		7438	0.00	0.00	0.0%
Other Debt Service - Principal		7439	0.00	0.00	0.0%
TOTAL, OTHER OUTGO (excluding Transfers of Indirect Costs)			0.00	0.00	0.0%
TOTAL, EXPENDITURES			133,494,305.27	123,974,854.00	-7.1%
INTERFUND TRANSFERS					
INTERFUND TRANSFERS IN					
Other Authorized Interfund Transfers In		8919	0.00	0.00	0.0%
(a) TOTAL, INTERFUND TRANSFERS IN			0.00	0.00	0.0%
INTERFUND TRANSFERS OUT					
To: State School Building Fund/County School Facilities Fund		7613	0.00	0.00	0.0%
Other Authorized Interfund Transfers Out		7619	137,336.68	0.00	-100.0%
(b) TOTAL, INTERFUND TRANSFERS OUT			137,336.68	0.00	-100.0%
OTHER SOURCES/USES					
SOURCES					

Description	Resource Codes	Object Codes	2022-23 Unaudited Actuals	2023-24 Budget	Percent Difference
Proceeds					
Proceeds from Disposal of Capital Assets		8953	0.00	0.00	0.0%
Other Sources					
Transfers from Funds of Lapsed/Reorganized LEAs		8965	0.00	0.00	0.0%
Long-Term Debt Proceeds					
Proceeds from Certificates of Participation		8971	0.00	0.00	0.0%
Proceeds from Leases		8972	0.00	0.00	0.0%
Proceeds from Lease Revenue Bonds		8973	0.00	0.00	0.0%
Proceeds from SBITAs		8974	0.00	0.00	0.0%
All Other Financing Sources		8979	0.00	0.00	0.0%
(c) TOTAL, SOURCES			0.00	0.00	0.0%
USES					
Transfers of Funds from Lapsed/Reorganized LEAs		7651	0.00	0.00	0.0%
All Other Financing Uses		7699	0.00	0.00	0.0%
(d) TOTAL, USES			0.00	0.00	0.0%
CONTRIBUTIONS					
Contributions from Unrestricted Revenues		8980	0.00	0.00	0.0%
Contributions from Restricted Revenues		8990	0.00	0.00	0.0%
(e) TOTAL, CONTRIBUTIONS			0.00	0.00	0.0%
TOTAL, OTHER FINANCING SOURCES/USES (a - b + c - d + e)			(137,336.68)	0.00	-100.0%

Description	Function Codes	Object Codes	2022-23 Unaudited Actuals	2023-24 Budget	Percent Difference
A. REVENUES					
1) LCFF Sources		8010-8099	0.00	0.00	0.0%
2) Federal Revenue		8100-8299	0.00	0.00	0.0%
3) Other State Revenue		8300-8599	0.00	0.00	0.0%
4) Other Local Revenue		8600-8799	106,206,367.35	112,130,000.00	5.6%
5) TOTAL, REVENUES			106,206,367.35	112,130,000.00	5.6%
B. EXPENDITURES (Objects 1000-7999)					
1) Instruction	1000-1999		0.00	0.00	0.0%
2) Instruction - Related Services	2000-2999		0.00	0.00	0.0%
3) Pupil Services	3000-3999		0.00	0.00	0.0%
4) Ancillary Services	4000-4999		0.00	0.00	0.0%
5) Community Services	5000-5999		0.00	0.00	0.0%
6) Enterprise	6000-6999		0.00	0.00	0.0%
7) General Administration	7000-7999		1,554,523.19	2,464,219.00	58.5%
8) Plant Services	8000-8999		131,939,782.08	121,510,635.00	-7.9%
9) Other Outgo	9000-9999	Except 7600-7699	0.00	0.00	0.0%
10) TOTAL, EXPENDITURES			133,494,305.27	123,974,854.00	-7.1%
C. EXCESS (DEFICIENCY) OF REVENUES OVER EXPENDITURES BEFORE OTHER FINANCING SOURCES AND USES (A5 -B10)			(27,287,937.92)	(11,844,854.00)	-56.6%
D. OTHER FINANCING SOURCES/USES					
1) Interfund Transfers					
a) Transfers In		8900-8929	0.00	0.00	0.0%
b) Transfers Out		7600-7629	137,336.68	0.00	-100.0%
2) Other Sources/Uses					
a) Sources		8930-8979	0.00	0.00	0.0%
b) Uses		7630-7699	0.00	0.00	0.0%
3) Contributions		8980-8999	0.00	0.00	0.0%
4) TOTAL, OTHER FINANCING SOURCES/USES			(137,336.68)	0.00	-100.0%
E. NET INCREASE (DECREASE) IN FUND BALANCE (C + D4)			(27,425,274.60)	(11,844,854.00)	-56.8%
F. FUND BALANCE, RESERVES					
1) Beginning Fund Balance					
a) As of July 1 - Unaudited		9791	71,583,132.00	39,988,408.60	-44.1%
b) Audit Adjustments		9793	(4,169,448.80)	0.00	-100.0%
c) As of July 1 - Audited (F1a + F1b)			67,413,683.20	39,988,408.60	-40.7%
d) Other Restatements		9795	0.00	25,186,939.40	New
e) Adjusted Beginning Balance (F1c + F1d)			67,413,683.20	65,175,348.00	-3.3%
2) Ending Balance, June 30 (E + F1e)			39,988,408.60	53,330,494.00	33.4%
Components of Ending Fund Balance					
a) Nonspendable					
Revolving Cash		9711	0.00	0.00	0.0%
Stores		9712	0.00	0.00	0.0%
Prepaid Items		9713	0.00	0.00	0.0%
All Others		9719	0.00	0.00	0.0%
b) Restricted		9740	39,988,408.60	53,330,494.00	33.4%
c) Committed					
Stabilization Arrangements		9750	0.00	0.00	0.0%
Other Commitments (by Resource/Object)		9760	0.00	0.00	0.0%
d) Assigned					
Other Assignments (by Resource/Object)		9780	0.00	0.00	0.0%
e) Unassigned/Unappropriated					
Reserve for Economic Uncertainties		9789	0.00	0.00	0.0%
Unassigned/Unappropriated Amount		9790	0.00	0.00	0.0%

		2022-23 Unaudited Actuals	2023-24 Budget
Resource	Description		
9010	Other Restricted Local	39,988,408.60	53,330,494.00
Total, Restricted Balance		39,988,408.60	53,330,494.00

Description	Resource Codes	Object Codes	2022-23 Unaudited Actuals	2023-24 Budget	Percent Difference
A. REVENUES					
1) LCFF Sources		8010-8099	0.00	0.00	0.0%
2) Federal Revenue		8100-8299	0.00	0.00	0.0%
3) Other State Revenue		8300-8599	0.00	0.00	0.0%
4) Other Local Revenue		8600-8799	6,434,964.21	0.00	-100.0%
5) TOTAL, REVENUES			6,434,964.21	0.00	-100.0%
B. EXPENDITURES					
1) Certificated Salaries		1000-1999	0.00	0.00	0.0%
2) Classified Salaries		2000-2999	0.00	0.00	0.0%
3) Employee Benefits		3000-3999	0.00	0.00	0.0%
4) Books and Supplies		4000-4999	0.00	0.00	0.0%
5) Services and Other Operating Expenditures		5000-5999	0.00	0.00	0.0%
6) Capital Outlay		6000-6999	0.00	5,854,607.00	New
7) Other Outgo (excluding Transfers of Indirect Costs)		7100-7299, 7400-7499	0.00	0.00	0.0%
8) Other Outgo - Transfers of Indirect Costs		7300-7399	0.00	0.00	0.0%
9) TOTAL, EXPENDITURES			0.00	5,854,607.00	New
C. EXCESS (DEFICIENCY) OF REVENUES OVER EXPENDITURES BEFORE OTHER FINANCING SOURCES AND USES (A5 - B9)			6,434,964.21	(5,854,607.00)	-191.0%
D. OTHER FINANCING SOURCES/USES					
1) Interfund Transfers					
a) Transfers In		8900-8929	0.00	0.00	0.0%
b) Transfers Out		7600-7629	12,169,174.71	0.00	-100.0%
2) Other Sources/Uses					
a) Sources		8930-8979	0.00	0.00	0.0%
b) Uses		7630-7699	0.00	0.00	0.0%
3) Contributions		8980-8999	0.00	0.00	0.0%
4) TOTAL, OTHER FINANCING SOURCES/USES			(12,169,174.71)	0.00	-100.0%
E. NET INCREASE (DECREASE) IN FUND BALANCE (C + D4)			(5,734,210.50)	(5,854,607.00)	2.1%
F. FUND BALANCE, RESERVES					
1) Beginning Fund Balance					
a) As of July 1 - Unaudited		9791	5,734,210.50	0.00	-100.0%
b) Audit Adjustments		9793	0.00	0.00	0.0%
c) As of July 1 - Audited (F1a + F1b)			5,734,210.50	0.00	-100.0%
d) Other Restatements		9795	0.00	5,854,607.00	New
e) Adjusted Beginning Balance (F1c + F1d)			5,734,210.50	5,854,607.00	2.1%
2) Ending Balance, June 30 (E + F1e)			0.00	0.00	0.0%
Components of Ending Fund Balance					
a) Nonspendable					
Revolving Cash		9711	0.00	0.00	0.0%
Stores		9712	0.00	0.00	0.0%
Prepaid Items		9713	0.00	0.00	0.0%
All Others		9719	0.00	0.00	0.0%
b) Restricted		9740	0.00	0.00	0.0%
c) Committed					
Stabilization Arrangements		9750	0.00	0.00	0.0%
Other Commitments		9760	0.00	0.00	0.0%
d) Assigned					
Other Assignments		9780	0.00	0.00	0.0%
e) Unassigned/Unappropriated					
Reserve for Economic Uncertainties		9789	0.00	0.00	0.0%
Unassigned/Unappropriated Amount		9790	0.00	0.00	0.0%
G. ASSETS					
1) Cash					
a) in County Treasury		9110	0.00		
1) Fair Value Adjustment to Cash in County Treasury		9111	0.00		
b) in Banks		9120	0.00		
c) in Revolving Cash Account		9130	0.00		
d) with Fiscal Agent/Trustee		9135	0.00		
e) Collections Awaiting Deposit		9140	0.00		

Description	Resource Codes	Object Codes	2022-23 Unaudited Actuals	2023-24 Budget	Percent Difference
2) Investments		9150	0.00		
3) Accounts Receivable		9200	0.00		
4) Due from Grantor Government		9290	0.00		
5) Due from Other Funds		9310	0.00		
6) Stores		9320	0.00		
7) Prepaid Expenditures		9330	0.00		
8) Other Current Assets		9340	0.00		
9) Lease Receivable		9380	0.00		
10) TOTAL, ASSETS			0.00		
H. DEFERRED OUTFLOWS OF RESOURCES					
1) Deferred Outflows of Resources		9490	0.00		
2) TOTAL, DEFERRED OUTFLOWS			0.00		
I. LIABILITIES					
1) Accounts Payable		9500	0.00		
2) Due to Grantor Governments		9590	0.00		
3) Due to Other Funds		9610	0.00		
4) Current Loans		9640	0.00		
5) Unearned Revenue		9650	0.00		
6) TOTAL, LIABILITIES			0.00		
J. DEFERRED INFLOWS OF RESOURCES					
1) Deferred Inflows of Resources		9690	0.00		
2) TOTAL, DEFERRED INFLOWS			0.00		
K. FUND EQUITY					
Ending Fund Balance, June 30 (must agree with line F2) (G10 + H2) - (I6 + J2)			0.00		
FEDERAL REVENUE					
All Other Federal Revenue		8290	0.00	0.00	0.0%
TOTAL, FEDERAL REVENUE			0.00	0.00	0.0%
OTHER STATE REVENUE					
School Facilities Apportionments		8545	0.00	0.00	0.0%
Pass-Through Revenues from State Sources		8587	0.00	0.00	0.0%
All Other State Revenue		8590	0.00	0.00	0.0%
TOTAL, OTHER STATE REVENUE			0.00	0.00	0.0%
OTHER LOCAL REVENUE					
Other Local Revenue					
Sales					
Sale of Equipment/Supplies		8631	0.00	0.00	0.0%
Leases and Rentals		8650	0.00	0.00	0.0%
Interest		8660	6,434,964.21	0.00	-100.0%
Net Increase (Decrease) in the Fair Value of Investments		8662	0.00	0.00	0.0%
Other Local Revenue					
All Other Local Revenue		8699	0.00	0.00	0.0%
All Other Transfers In from All Others		8799	0.00	0.00	0.0%
TOTAL, OTHER LOCAL REVENUE			6,434,964.21	0.00	-100.0%
TOTAL, REVENUES			6,434,964.21	0.00	-100.0%
CLASSIFIED SALARIES					
Classified Support Salaries		2200	0.00	0.00	0.0%
Classified Supervisors' and Administrators' Salaries		2300	0.00	0.00	0.0%
Clerical, Technical and Office Salaries		2400	0.00	0.00	0.0%
Other Classified Salaries		2900	0.00	0.00	0.0%
TOTAL, CLASSIFIED SALARIES			0.00	0.00	0.0%
EMPLOYEE BENEFITS					
STRS		3101-3102	0.00	0.00	0.0%
PERS		3201-3202	0.00	0.00	0.0%
OASDI/Medicare/Alternative		3301-3302	0.00	0.00	0.0%
Health and Welfare Benefits		3401-3402	0.00	0.00	0.0%
Unemployment Insurance		3501-3502	0.00	0.00	0.0%
Workers' Compensation		3601-3602	0.00	0.00	0.0%
OPEB, Allocated		3701-3702	0.00	0.00	0.0%
OPEB, Active Employees		3751-3752	0.00	0.00	0.0%
Other Employee Benefits		3901-3902	0.00	0.00	0.0%

Description	Resource Codes	Object Codes	2022-23 Unaudited Actuals	2023-24 Budget	Percent Difference
TOTAL, EMPLOYEE BENEFITS			0.00	0.00	0.0%
BOOKS AND SUPPLIES					
Books and Other Reference Materials		4200	0.00	0.00	0.0%
Materials and Supplies		4300	0.00	0.00	0.0%
Noncapitalized Equipment		4400	0.00	0.00	0.0%
TOTAL, BOOKS AND SUPPLIES			0.00	0.00	0.0%
SERVICES AND OTHER OPERATING EXPENDITURES					
Subagreements for Services		5100	0.00	0.00	0.0%
Travel and Conferences		5200	0.00	0.00	0.0%
Insurance		5400-5450	0.00	0.00	0.0%
Operations and Housekeeping Services		5500	0.00	0.00	0.0%
Rentals, Leases, Repairs, and Noncapitalized Improvements		5600	0.00	0.00	0.0%
Transfers of Direct Costs		5710	0.00	0.00	0.0%
Transfers of Direct Costs - Interfund		5750	0.00	0.00	0.0%
Professional/Consulting Services and Operating Expenditures		5800	0.00	0.00	0.0%
Communications		5900	0.00	0.00	0.0%
TOTAL, SERVICES AND OTHER OPERATING EXPENDITURES			0.00	0.00	0.0%
CAPITAL OUTLAY					
Land		6100	0.00	0.00	0.0%
Land Improvements		6170	0.00	0.00	0.0%
Buildings and Improvements of Buildings		6200	0.00	5,854,607.00	New
Books and Media for New School Libraries or Major Expansion of School Libraries		6300	0.00	0.00	0.0%
Equipment		6400	0.00	0.00	0.0%
Equipment Replacement		6500	0.00	0.00	0.0%
Lease Assets		6600	0.00	0.00	0.0%
Subscription Assets		6700	0.00	0.00	0.0%
TOTAL, CAPITAL OUTLAY			0.00	5,854,607.00	New
OTHER OUTGO (excluding Transfers of Indirect Costs)					
Other Transfers Out					
Transfers of Pass-Through Revenues					
To Districts or Charter Schools		7211	0.00	0.00	0.0%
To County Offices		7212	0.00	0.00	0.0%
To JPAs		7213	0.00	0.00	0.0%
All Other Transfers Out to All Others		7299	0.00	0.00	0.0%
Debt Service					
Debt Service - Interest		7438	0.00	0.00	0.0%
Other Debt Service - Principal		7439	0.00	0.00	0.0%
TOTAL, OTHER OUTGO (excluding Transfers of Indirect Costs)			0.00	0.00	0.0%
TOTAL, EXPENDITURES			0.00	5,854,607.00	New
INTERFUND TRANSFERS					
INTERFUND TRANSFERS IN					
To: State School Building Fund/County School Facilities Fund From: All Other Funds		8913	0.00	0.00	0.0%
Other Authorized Interfund Transfers In		8919	0.00	0.00	0.0%
(a) TOTAL, INTERFUND TRANSFERS IN			0.00	0.00	0.0%
INTERFUND TRANSFERS OUT					
To: State School Building Fund/County School Facilities Fund		7613	0.00	0.00	0.0%
Other Authorized Interfund Transfers Out		7619	12,169,174.71	0.00	-100.0%
(b) TOTAL, INTERFUND TRANSFERS OUT			12,169,174.71	0.00	-100.0%
OTHER SOURCES/USES					
SOURCES					
Proceeds					
Proceeds from Disposal of Capital Assets		8953	0.00	0.00	0.0%
Other Sources					
Transfers from Funds of Lapsed/Reorganized LEAs		8965	0.00	0.00	0.0%
Long-Term Debt Proceeds					
Proceeds from Certificates of Participation		8971	0.00	0.00	0.0%
Proceeds from Leases		8972	0.00	0.00	0.0%
Proceeds from Lease Revenue Bonds		8973	0.00	0.00	0.0%
Proceeds from SBITAs		8974	0.00	0.00	0.0%
All Other Financing Sources		8979	0.00	0.00	0.0%

Description	Resource Codes	Object Codes	2022-23 Unaudited Actuals	2023-24 Budget	Percent Difference
(c) TOTAL, SOURCES			0.00	0.00	0.0%
USES					
Transfers of Funds from Lapsed/Reorganized LEAs		7651	0.00	0.00	0.0%
(d) TOTAL, USES			0.00	0.00	0.0%
CONTRIBUTIONS					
Contributions from Unrestricted Revenues		8980	0.00	0.00	0.0%
Contributions from Restricted Revenues		8990	0.00	0.00	0.0%
(e) TOTAL, CONTRIBUTIONS			0.00	0.00	0.0%
TOTAL, OTHER FINANCING SOURCES/USES (a - b + c - d + e)			(12,169,174.71)	0.00	-100.0%

Description	Function Codes	Object Codes	2022-23 Unaudited Actuals	2023-24 Budget	Percent Difference
A. REVENUES					
1) LCFF Sources		8010-8099	0.00	0.00	0.0%
2) Federal Revenue		8100-8299	0.00	0.00	0.0%
3) Other State Revenue		8300-8599	0.00	0.00	0.0%
4) Other Local Revenue		8600-8799	6,434,964.21	0.00	-100.0%
5) TOTAL, REVENUES			6,434,964.21	0.00	-100.0%
B. EXPENDITURES (Objects 1000-7999)					
1) Instruction	1000-1999		0.00	0.00	0.0%
2) Instruction - Related Services	2000-2999		0.00	0.00	0.0%
3) Pupil Services	3000-3999		0.00	0.00	0.0%
4) Ancillary Services	4000-4999		0.00	0.00	0.0%
5) Community Services	5000-5999		0.00	0.00	0.0%
6) Enterprise	6000-6999		0.00	0.00	0.0%
7) General Administration	7000-7999		0.00	0.00	0.0%
8) Plant Services	8000-8999		0.00	5,854,607.00	New
9) Other Outgo	9000-9999	Except 7600-7699	0.00	0.00	0.0%
10) TOTAL, EXPENDITURES			0.00	5,854,607.00	New
C. EXCESS (DEFICIENCY) OF REVENUES OVER EXPENDITURES BEFORE OTHER FINANCING SOURCES AND USES (A5 -B10)			6,434,964.21	(5,854,607.00)	-191.0%
D. OTHER FINANCING SOURCES/USES					
1) Interfund Transfers					
a) Transfers In		8900-8929	0.00	0.00	0.0%
b) Transfers Out		7600-7629	12,169,174.71	0.00	-100.0%
2) Other Sources/Uses					
a) Sources		8930-8979	0.00	0.00	0.0%
b) Uses		7630-7699	0.00	0.00	0.0%
3) Contributions		8980-8999	0.00	0.00	0.0%
4) TOTAL, OTHER FINANCING SOURCES/USES			(12,169,174.71)	0.00	-100.0%
E. NET INCREASE (DECREASE) IN FUND BALANCE (C + D4)			(5,734,210.50)	(5,854,607.00)	2.1%
F. FUND BALANCE, RESERVES					
1) Beginning Fund Balance					
a) As of July 1 - Unaudited		9791	5,734,210.50	0.00	-100.0%
b) Audit Adjustments		9793	0.00	0.00	0.0%
c) As of July 1 - Audited (F1a + F1b)			5,734,210.50	0.00	-100.0%
d) Other Restatements		9795	0.00	5,854,607.00	New
e) Adjusted Beginning Balance (F1c + F1d)			5,734,210.50	5,854,607.00	2.1%
2) Ending Balance, June 30 (E + F1e)			0.00	0.00	0.0%
Components of Ending Fund Balance					
a) Nonspendable					
Revolving Cash		9711	0.00	0.00	0.0%
Stores		9712	0.00	0.00	0.0%
Prepaid Items		9713	0.00	0.00	0.0%
All Others		9719	0.00	0.00	0.0%
b) Restricted		9740	0.00	0.00	0.0%
c) Committed					
Stabilization Arrangements		9750	0.00	0.00	0.0%
Other Commitments (by Resource/Object)		9760	0.00	0.00	0.0%
d) Assigned					
Other Assignments (by Resource/Object)		9780	0.00	0.00	0.0%
e) Unassigned/Unappropriated					
Reserve for Economic Uncertainties		9789	0.00	0.00	0.0%
Unassigned/Unappropriated Amount		9790	0.00	0.00	0.0%

Resource	Description	2022-23	2023-24
		Unaudited Actuals	Budget
Total, Restricted Balance		0,00	0,00

Description	Resource Codes	Object Codes	2022-23 Unaudited Actuals	2023-24 Budget	Percent Difference
A. REVENUES					
1) LCFF Sources		8010-8099	0.00	0.00	0.0%
2) Federal Revenue		8100-8299	0.00	0.00	0.0%
3) Other State Revenue		8300-8599	160,047,292.49	107,318,272.00	-32.9%
4) Other Local Revenue		8600-8799	7,538,775.57	4,227,972.00	-43.9%
5) TOTAL, REVENUES			167,586,068.06	111,546,244.00	-33.4%
B. EXPENDITURES					
1) Certificated Salaries		1000-1999	0.00	0.00	0.0%
2) Classified Salaries		2000-2999	1,089.43	0.00	-100.0%
3) Employee Benefits		3000-3999	794.83	0.00	-100.0%
4) Books and Supplies		4000-4999	6.17	0.00	-100.0%
5) Services and Other Operating Expenditures		5000-5999	520,285.21	0.00	-100.0%
6) Capital Outlay		6000-6999	36,988,123.03	126,638,172.00	242.4%
7) Other Outgo (excluding Transfers of Indirect Costs)		7100-7299, 7400-7499	0.00	0.00	0.0%
8) Other Outgo - Transfers of Indirect Costs		7300-7399	0.00	0.00	0.0%
9) TOTAL, EXPENDITURES			37,510,298.67	126,638,172.00	237.6%
C. EXCESS (DEFICIENCY) OF REVENUES OVER EXPENDITURES BEFORE OTHER FINANCING SOURCES AND USES (A5 - B9)			130,075,769.39	(15,091,928.00)	-111.6%
D. OTHER FINANCING SOURCES/USES					
1) Interfund Transfers					
a) Transfers In		8900-8929	14,329,451.17	0.00	-100.0%
b) Transfers Out		7600-7629	239,890,478.23	0.00	-100.0%
2) Other Sources/Uses					
a) Sources		8930-8979	0.00	0.00	0.0%
b) Uses		7630-7699	0.00	0.00	0.0%
3) Contributions		8980-8999	0.00	0.00	0.0%
4) TOTAL, OTHER FINANCING SOURCES/USES			(225,561,027.06)	0.00	-100.0%
E. NET INCREASE (DECREASE) IN FUND BALANCE (C + D4)			(95,485,257.67)	(15,091,928.00)	-84.2%
F. FUND BALANCE, RESERVES					
1) Beginning Fund Balance					
a) As of July 1 - Unaudited		9791	183,652,174.74	88,063,072.79	-52.0%
b) Audit Adjustments		9793	(103,844.28)	0.00	-100.0%
c) As of July 1 - Audited (F1a + F1b)			183,548,330.46	88,063,072.79	-52.0%
d) Other Restatements		9795	0.00	84,407,329.21	New
e) Adjusted Beginning Balance (F1c + F1d)			183,548,330.46	172,470,402.00	-6.0%
2) Ending Balance, June 30 (E + F1e)			88,063,072.79	157,378,474.00	78.7%
Components of Ending Fund Balance					
a) Nonspendable					
Revolving Cash		9711	0.00	0.00	0.0%
Stores		9712	0.00	0.00	0.0%
Prepaid Items		9713	0.00	0.00	0.0%
All Others		9719	0.00	0.00	0.0%
b) Restricted		9740	88,063,072.79	157,378,474.00	78.7%
c) Committed					
Stabilization Arrangements		9750	0.00	0.00	0.0%
Other Commitments		9760	0.00	0.00	0.0%
d) Assigned					
Other Assignments		9780	0.00	0.00	0.0%
e) Unassigned/Unappropriated					
Reserve for Economic Uncertainties		9789	0.00	0.00	0.0%
Unassigned/Unappropriated Amount		9790	0.00	0.00	0.0%
G. ASSETS					
1) Cash					
a) in County Treasury		9110	91,685,284.37		
1) Fair Value Adjustment to Cash in County Treasury		9111	(4,428,399.24)		
b) in Banks		9120	0.00		
c) in Revolving Cash Account		9130	0.00		
d) with Fiscal Agent/Trustee		9135	0.00		
e) Collections Awaiting Deposit		9140	0.00		

Description	Resource Codes	Object Codes	2022-23 Unaudited Actuals	2023-24 Budget	Percent Difference
2) Investments		9150	0.00		
3) Accounts Receivable		9200	1,472,466.28		
4) Due from Grantor Government		9290	0.00		
5) Due from Other Funds		9310	0.00		
6) Stores		9320	0.00		
7) Prepaid Expenditures		9330	0.00		
8) Other Current Assets		9340	0.00		
9) Lease Receivable		9380	0.00		
10) TOTAL, ASSETS			88,729,351.41		
H. DEFERRED OUTFLOWS OF RESOURCES					
1) Deferred Outflows of Resources		9490	0.00		
2) TOTAL, DEFERRED OUTFLOWS			0.00		
I. LIABILITIES					
1) Accounts Payable		9500	666,278.62		
2) Due to Grantor Governments		9590	0.00		
3) Due to Other Funds		9610	0.00		
4) Current Loans		9640	0.00		
5) Unearned Revenue		9650	0.00		
6) TOTAL, LIABILITIES			666,278.62		
J. DEFERRED INFLOWS OF RESOURCES					
1) Deferred Inflows of Resources		9690	0.00		
2) TOTAL, DEFERRED INFLOWS			0.00		
K. FUND EQUITY					
Ending Fund Balance, June 30 (must agree with line F2) (G10 + H2) - (I6 + J2)			88,063,072.79		
FEDERAL REVENUE					
All Other Federal Revenue		8290	0.00	0.00	0.0%
TOTAL, FEDERAL REVENUE			0.00	0.00	0.0%
OTHER STATE REVENUE					
School Facilities Apportionments		8545	160,047,292.49	107,318,272.00	-32.9%
Pass-Through Revenues from State Sources		8587	0.00	0.00	0.0%
All Other State Revenue		8590	0.00	0.00	0.0%
TOTAL, OTHER STATE REVENUE			160,047,292.49	107,318,272.00	-32.9%
OTHER LOCAL REVENUE					
Sales					
Sale of Equipment/Supplies		8631	0.00	0.00	0.0%
Leases and Rentals		8650	0.00	0.00	0.0%
Interest		8660	4,030,374.29	4,227,972.00	4.9%
Net Increase (Decrease) in the Fair Value of Investments		8662	3,508,401.28	0.00	-100.0%
Other Local Revenue					
All Other Local Revenue		8699	0.00	0.00	0.0%
All Other Transfers In from All Others		8799	0.00	0.00	0.0%
TOTAL, OTHER LOCAL REVENUE			7,538,775.57	4,227,972.00	-43.9%
TOTAL, REVENUES			167,586,068.06	111,546,244.00	-33.4%
CLASSIFIED SALARIES					
Classified Support Salaries		2200	1,082.29	0.00	-100.0%
Classified Supervisors' and Administrators' Salaries		2300	0.00	0.00	0.0%
Clerical, Technical and Office Salaries		2400	7.14	0.00	-100.0%
Other Classified Salaries		2900	0.00	0.00	0.0%
TOTAL, CLASSIFIED SALARIES			1,089.43	0.00	-100.0%
EMPLOYEE BENEFITS					
STRS		3101-3102	0.00	0.00	0.0%
PERS		3201-3202	198.47	0.00	-100.0%
OASDI/Medicare/Alternative		3301-3302	134.75	0.00	-100.0%
Health and Welfare Benefits		3401-3402	34.22	0.00	-100.0%
Unemployment Insurance		3501-3502	2.36	0.00	-100.0%
Workers' Compensation		3601-3602	29.35	0.00	-100.0%
OPEB, Allocated		3701-3702	89.08	0.00	-100.0%
OPEB, Active Employees		3751-3752	278.70	0.00	-100.0%
Other Employee Benefits		3901-3902	27.90	0.00	-100.0%
TOTAL, EMPLOYEE BENEFITS			794.83	0.00	-100.0%

Description	Resource Codes	Object Codes	2022-23 Unaudited Actuals	2023-24 Budget	Percent Difference
BOOKS AND SUPPLIES					
Books and Other Reference Materials		4200	0.00	0.00	0.0%
Materials and Supplies		4300	6.17	0.00	-100.0%
Noncapitalized Equipment		4400	0.00	0.00	0.0%
TOTAL, BOOKS AND SUPPLIES			6.17	0.00	-100.0%
SERVICES AND OTHER OPERATING EXPENDITURES					
Subagreements for Services		5100	0.00	0.00	0.0%
Travel and Conferences		5200	0.00	0.00	0.0%
Insurance		5400-5450	0.00	0.00	0.0%
Operations and Housekeeping Services		5500	0.00	0.00	0.0%
Rentals, Leases, Repairs, and Noncapitalized Improvements		5600	0.00	0.00	0.0%
Transfers of Direct Costs		5710	0.00	0.00	0.0%
Transfers of Direct Costs - Interfund		5750	0.00	0.00	0.0%
Professional/Consulting Services and Operating Expenditures		5800	520,285.21	0.00	-100.0%
Communications		5900	0.00	0.00	0.0%
TOTAL, SERVICES AND OTHER OPERATING EXPENDITURES			520,285.21	0.00	-100.0%
CAPITAL OUTLAY					
Land		6100	75,000.00	0.00	-100.0%
Land Improvements		6170	37,717.97	0.00	-100.0%
Buildings and Improvements of Buildings		6200	36,875,340.98	126,638,172.00	243.4%
Books and Media for New School Libraries or Major Expansion of School Libraries		6300	0.00	0.00	0.0%
Equipment		6400	64.08	0.00	-100.0%
Equipment Replacement		6500	0.00	0.00	0.0%
Lease Assets		6600	0.00	0.00	0.0%
Subscription Assets		6700	0.00	0.00	0.0%
TOTAL, CAPITAL OUTLAY			36,988,123.03	126,638,172.00	242.4%
OTHER OUTGO (excluding Transfers of Indirect Costs)					
Other Transfers Out					
Transfers of Pass-Through Revenues					
To Districts or Charter Schools		7211	0.00	0.00	0.0%
To County Offices		7212	0.00	0.00	0.0%
To JPAs		7213	0.00	0.00	0.0%
All Other Transfers Out to All Others		7299	0.00	0.00	0.0%
Debt Service					
Debt Service - Interest		7438	0.00	0.00	0.0%
Other Debt Service - Principal		7439	0.00	0.00	0.0%
TOTAL, OTHER OUTGO (excluding Transfers of Indirect Costs)			0.00	0.00	0.0%
TOTAL, EXPENDITURES			37,510,298.67	126,638,172.00	237.6%
INTERFUND TRANSFERS					
INTERFUND TRANSFERS IN					
To: State School Building Fund/County School Facilities Fund From: All Other Funds		8913	14,329,451.17	0.00	-100.0%
Other Authorized Interfund Transfers In		8919	0.00	0.00	0.0%
(a) TOTAL, INTERFUND TRANSFERS IN			14,329,451.17	0.00	-100.0%
INTERFUND TRANSFERS OUT					
To: State School Building Fund/County School Facilities Fund		7613	0.00	0.00	0.0%
Other Authorized Interfund Transfers Out		7619	239,890,478.23	0.00	-100.0%
(b) TOTAL, INTERFUND TRANSFERS OUT			239,890,478.23	0.00	-100.0%
OTHER SOURCES/USES					
SOURCES					
Proceeds					
Proceeds from Disposal of Capital Assets		8953	0.00	0.00	0.0%
Other Sources					
Transfers from Funds of Lapsed/Reorganized LEAs		8965	0.00	0.00	0.0%
Long-Term Debt Proceeds					
Proceeds from Certificates of Participation		8971	0.00	0.00	0.0%
Proceeds from Leases		8972	0.00	0.00	0.0%
Proceeds from Lease Revenue Bonds		8973	0.00	0.00	0.0%
Proceeds from SBITAs		8974	0.00	0.00	0.0%
All Other Financing Sources		8979	0.00	0.00	0.0%
(c) TOTAL, SOURCES			0.00	0.00	0.0%

Description	Resource Codes	Object Codes	2022-23 Unaudited Actuals	2023-24 Budget	Percent Difference
USES					
Transfers of Funds from Lapsed/Reorganized LEAs		7651	0.00	0.00	0.0%
(d) TOTAL, USES			0.00	0.00	0.0%
CONTRIBUTIONS					
Contributions from Unrestricted Revenues		8980	0.00	0.00	0.0%
Contributions from Restricted Revenues		8990	0.00	0.00	0.0%
(e) TOTAL, CONTRIBUTIONS			0.00	0.00	0.0%
TOTAL, OTHER FINANCING SOURCES/USES (a - b + c - d + e)			(225,561,027.06)	0.00	-100.0%

Description	Function Codes	Object Codes	2022-23 Unaudited Actuals	2023-24 Budget	Percent Difference
A. REVENUES					
1) LCFF Sources		8010-8099	0.00	0.00	0.0%
2) Federal Revenue		8100-8299	0.00	0.00	0.0%
3) Other State Revenue		8300-8599	160,047,292.49	107,318,272.00	-32.9%
4) Other Local Revenue		8600-8799	7,538,775.57	4,227,972.00	-43.9%
5) TOTAL, REVENUES			167,586,068.06	111,546,244.00	-33.4%
B. EXPENDITURES (Objects 1000-7999)					
1) Instruction	1000-1999		0.00	0.00	0.0%
2) Instruction - Related Services	2000-2999		0.00	0.00	0.0%
3) Pupil Services	3000-3999		0.00	0.00	0.0%
4) Ancillary Services	4000-4999		0.00	0.00	0.0%
5) Community Services	5000-5999		0.00	0.00	0.0%
6) Enterprise	6000-6999		0.00	0.00	0.0%
7) General Administration	7000-7999		0.00	0.00	0.0%
8) Plant Services	8000-8999		37,510,298.67	126,638,172.00	237.6%
9) Other Outgo	9000-9999	Except 7600-7699	0.00	0.00	0.0%
10) TOTAL, EXPENDITURES			37,510,298.67	126,638,172.00	237.6%
C. EXCESS (DEFICIENCY) OF REVENUES OVER EXPENDITURES BEFORE OTHER FINANCING SOURCES AND USES (A5 -B10)			130,075,769.39	(15,091,928.00)	-111.6%
D. OTHER FINANCING SOURCES/USES					
1) Interfund Transfers					
a) Transfers In		8900-8929	14,329,451.17	0.00	-100.0%
b) Transfers Out		7600-7629	239,890,478.23	0.00	-100.0%
2) Other Sources/Uses					
a) Sources		8930-8979	0.00	0.00	0.0%
b) Uses		7630-7699	0.00	0.00	0.0%
3) Contributions		8980-8999	0.00	0.00	0.0%
4) TOTAL, OTHER FINANCING SOURCES/USES			(225,561,027.06)	0.00	-100.0%
E. NET INCREASE (DECREASE) IN FUND BALANCE (C + D4)			(95,485,257.67)	(15,091,928.00)	-84.2%
F. FUND BALANCE, RESERVES					
1) Beginning Fund Balance					
a) As of July 1 - Unaudited		9791	183,652,174.74	88,063,072.79	-52.0%
b) Audit Adjustments		9793	(103,844.28)	0.00	-100.0%
c) As of July 1 - Audited (F1a + F1b)			183,548,330.46	88,063,072.79	-52.0%
d) Other Restatements		9795	0.00	84,407,329.21	New
e) Adjusted Beginning Balance (F1c + F1d)			183,548,330.46	172,470,402.00	-6.0%
2) Ending Balance, June 30 (E + F1e)			88,063,072.79	157,378,474.00	78.7%
Components of Ending Fund Balance					
a) Nonspendable					
Revolving Cash		9711	0.00	0.00	0.0%
Stores		9712	0.00	0.00	0.0%
Prepaid Items		9713	0.00	0.00	0.0%
All Others		9719	0.00	0.00	0.0%
b) Restricted		9740	88,063,072.79	157,378,474.00	78.7%
c) Committed					
Stabilization Arrangements		9750	0.00	0.00	0.0%
Other Commitments (by Resource/Object)		9760	0.00	0.00	0.0%
d) Assigned					
Other Assignments (by Resource/Object)		9780	0.00	0.00	0.0%
e) Unassigned/Unappropriated					
Reserve for Economic Uncertainties		9789	0.00	0.00	0.0%
Unassigned/Unappropriated Amount		9790	0.00	0.00	0.0%

		2022-23 Unaudited Actuals	2023-24 Budget
Resource	Description		
7710	State School Facilities Projects	88,063,072.79	157,378,474.00
Total, Restricted Balance		88,063,072.79	157,378,474.00

Description	Resource Codes	Object Codes	2022-23 Unaudited Actuals	2023-24 Budget	Percent Difference
A. REVENUES					
1) LCFF Sources		8010-8099	0.00	0.00	0.0%
2) Federal Revenue		8100-8299	1,808,383.02	0.00	-100.0%
3) Other State Revenue		8300-8599	678,963.38	0.00	-100.0%
4) Other Local Revenue		8600-8799	72,249,221.92	73,706,624.00	2.0%
5) TOTAL, REVENUES			74,736,568.32	73,706,624.00	-1.4%
B. EXPENDITURES					
1) Certificated Salaries		1000-1999	0.00	0.00	0.0%
2) Classified Salaries		2000-2999	24,302,967.77	242,292.00	-99.0%
3) Employee Benefits		3000-3999	12,502,609.34	113,693.00	-99.1%
4) Books and Supplies		4000-4999	119,384.43	196,487.00	64.6%
5) Services and Other Operating Expenditures		5000-5999	3,017,916.25	21,351,772.00	607.5%
6) Capital Outlay		6000-6999	15,882,833.71	20,956,850.00	31.9%
7) Other Outgo (excluding Transfers of Indirect Costs)		7100-7299, 7400-7499	0.00	0.00	0.0%
8) Other Outgo - Transfers of Indirect Costs		7300-7399	0.00	0.00	0.0%
9) TOTAL, EXPENDITURES			55,825,711.50	42,861,094.00	-23.2%
C. EXCESS (DEFICIENCY) OF REVENUES OVER EXPENDITURES BEFORE OTHER FINANCING SOURCES AND USES (A5 - B9)			18,910,856.82	30,845,530.00	63.1%
D. OTHER FINANCING SOURCES/USES					
1) Interfund Transfers					
a) Transfers In		8900-8929	12,524,121.75	0.00	-100.0%
b) Transfers Out		7600-7629	31,281,119.59	30,000,000.00	-4.1%
2) Other Sources/Uses					
a) Sources		8930-8979	0.00	0.00	0.0%
b) Uses		7630-7699	0.00	0.00	0.0%
3) Contributions		8980-8999	0.00	0.00	0.0%
4) TOTAL, OTHER FINANCING SOURCES/USES			(18,756,997.84)	(30,000,000.00)	59.9%
E. NET INCREASE (DECREASE) IN FUND BALANCE (C + D4)			153,858.98	845,530.00	449.5%
F. FUND BALANCE, RESERVES					
1) Beginning Fund Balance					
a) As of July 1 - Unaudited		9791	181,322,712.55	181,317,637.23	0.0%
b) Audit Adjustments		9793	(158,934.30)	0.00	-100.0%
c) As of July 1 - Audited (F1a + F1b)			181,163,778.25	181,317,637.23	0.1%
d) Other Restatements		9795	0.00	(14,854,867.91)	New
e) Adjusted Beginning Balance (F1c + F1d)			181,163,778.25	166,462,769.32	-8.1%
2) Ending Balance, June 30 (E + F1e)			181,317,637.23	167,308,299.32	-7.7%
Components of Ending Fund Balance					
a) Nonspendable					
Revolving Cash		9711	0.00	0.00	0.0%
Stores		9712	0.00	0.00	0.0%
Prepaid Items		9713	0.00	0.00	0.0%
All Others		9719	0.00	0.00	0.0%
b) Restricted		9740	180,377,872.86	164,933,164.06	-8.6%
c) Committed					
Stabilization Arrangements		9750	0.00	0.00	0.0%
Other Commitments		9760	0.00	0.00	0.0%
d) Assigned					
Other Assignments		9780	939,764.37	2,375,135.26	152.7%
e) Unassigned/Unappropriated					
Reserve for Economic Uncertainties		9789	0.00	0.00	0.0%
Unassigned/Unappropriated Amount		9790	0.00	0.00	0.0%
G. ASSETS					
1) Cash					
a) in County Treasury		9110	188,450,821.62		
1) Fair Value Adjustment to Cash in County Treasury		9111	(9,108,247.92)		
b) in Banks		9120	0.00		
c) in Revolving Cash Account		9130	0.00		
d) with Fiscal Agent/Trustee		9135	0.00		
e) Collections Awaiting Deposit		9140	0.00		

Description	Resource Codes	Object Codes	2022-23 Unaudited Actuals	2023-24 Budget	Percent Difference
2) Investments		9150	0.00		
3) Accounts Receivable		9200	2,970,520.70		
4) Due from Grantor Government		9290	0.00		
5) Due from Other Funds		9310	0.00		
6) Stores		9320	0.00		
7) Prepaid Expenditures		9330	0.00		
8) Other Current Assets		9340	0.00		
9) Lease Receivable		9380	0.00		
10) TOTAL, ASSETS			182,313,094.40		
H. DEFERRED OUTFLOWS OF RESOURCES					
1) Deferred Outflows of Resources		9490	0.00		
2) TOTAL, DEFERRED OUTFLOWS			0.00		
I. LIABILITIES					
1) Accounts Payable		9500	995,457.17		
2) Due to Grantor Governments		9590	0.00		
3) Due to Other Funds		9610	0.00		
4) Current Loans		9640	0.00		
5) Unearned Revenue		9650	0.00		
6) TOTAL, LIABILITIES			995,457.17		
J. DEFERRED INFLOWS OF RESOURCES					
1) Deferred Inflows of Resources		9690	0.00		
2) TOTAL, DEFERRED INFLOWS			0.00		
K. FUND EQUITY					
Ending Fund Balance, June 30 (must agree with line F2) (G10 + H2) - (I6 + J2)			181,317,637.23		
FEDERAL REVENUE					
FEMA		8281	1,808,383.02	0.00	-100.0%
All Other Federal Revenue		8290	0.00	0.00	0.0%
TOTAL, FEDERAL REVENUE			1,808,383.02	0.00	-100.0%
OTHER STATE REVENUE					
Pass-Through Revenues from State Sources		8587	0.00	0.00	0.0%
California Clean Energy Jobs Act	6230	8590	0.00	0.00	0.0%
All Other State Revenue	All Other	8590	678,963.38	0.00	-100.0%
TOTAL, OTHER STATE REVENUE			678,963.38	0.00	-100.0%
OTHER LOCAL REVENUE					
Other Local Revenue					
Community Redevelopment Funds Not Subject to LCFF Deduction		8625	55,693,393.23	56,602,000.00	1.6%
Sales					
Sale of Equipment/Supplies		8631	0.00	0.00	0.0%
Leases and Rentals		8650	20,000.00	0.00	-100.0%
Interest		8660	5,582,278.28	5,560,000.00	-0.4%
Net Increase (Decrease) in the Fair Value of Investments		8662	(1,435,026.74)	0.00	-100.0%
Other Local Revenue					
All Other Local Revenue		8699	12,388,577.15	11,544,624.00	-6.8%
All Other Transfers In from All Others		8799	0.00	0.00	0.0%
TOTAL, OTHER LOCAL REVENUE			72,249,221.92	73,706,624.00	2.0%
TOTAL, REVENUES			74,736,568.32	73,706,624.00	-1.4%
CLASSIFIED SALARIES					
Classified Support Salaries		2200	3,009,543.91	0.00	-100.0%
Classified Supervisors' and Administrators' Salaries		2300	4,236,957.91	105,228.00	-97.5%
Clerical, Technical and Office Salaries		2400	17,056,465.95	137,064.00	-99.2%
Other Classified Salaries		2900	0.00	0.00	0.0%
TOTAL, CLASSIFIED SALARIES			24,302,967.77	242,292.00	-99.0%
EMPLOYEE BENEFITS					
STRS		3101-3102	0.00	0.00	0.0%
PERS		3201-3202	6,003,083.87	64,650.00	-98.9%
OASDI/Medicare/Alternative		3301-3302	1,802,813.43	18,548.00	-99.0%
Health and Welfare Benefits		3401-3402	2,984,851.22	14,362.00	-99.5%
Unemployment Insurance		3501-3502	120,839.78	127.00	-99.9%
Workers' Compensation		3601-3602	642,470.83	6,089.00	-99.1%
OPEB, Allocated		3701-3702	936,411.96	3,160.00	-99.7%

Description	Resource Codes	Object Codes	2022-23 Unaudited Actuals	2023-24 Budget	Percent Difference
OPEB, Active Employees		3751-3752	12,138.25	6,757.00	-44.3%
Other Employee Benefits		3901-3902	0.00	0.00	0.0%
TOTAL, EMPLOYEE BENEFITS			12,502,609.34	113,693.00	-99.1%
BOOKS AND SUPPLIES					
Books and Other Reference Materials		4200	0.00	0.00	0.0%
Materials and Supplies		4300	119,384.43	196,487.00	64.6%
Noncapitalized Equipment		4400	0.00	0.00	0.0%
TOTAL, BOOKS AND SUPPLIES			119,384.43	196,487.00	64.6%
SERVICES AND OTHER OPERATING EXPENDITURES					
Subagreements for Services		5100	0.00	0.00	0.0%
Travel and Conferences		5200	70,838.65	0.00	-100.0%
Insurance		5400-5450	0.00	0.00	0.0%
Operations and Housekeeping Services		5500	0.00	0.00	0.0%
Rentals, Leases, Repairs, and Noncapitalized Improvements		5600	8,755.75	0.00	-100.0%
Transfers of Direct Costs		5710	0.00	0.00	0.0%
Transfers of Direct Costs - Interfund		5750	0.00	0.00	0.0%
Professional/Consulting Services and Operating Expenditures		5800	2,938,321.85	21,351,772.00	626.7%
Communications		5900	0.00	0.00	0.0%
TOTAL, SERVICES AND OTHER OPERATING EXPENDITURES			3,017,916.25	21,351,772.00	607.5%
CAPITAL OUTLAY					
Land		6100	0.00	0.00	0.0%
Land Improvements		6170	118,461.42	0.00	-100.0%
Buildings and Improvements of Buildings		6200	15,523,272.96	20,956,850.00	35.0%
Books and Media for New School Libraries or Major Expansion of School Libraries		6300	0.00	0.00	0.0%
Equipment		6400	241,099.33	0.00	-100.0%
Equipment Replacement		6500	0.00	0.00	0.0%
Lease Assets		6600	0.00	0.00	0.0%
Subscription Assets		6700	0.00	0.00	0.0%
TOTAL, CAPITAL OUTLAY			15,882,833.71	20,956,850.00	31.9%
OTHER OUTGO (excluding Transfers of Indirect Costs)					
Other Transfers Out					
Transfers of Pass-Through Revenues					
To Districts or Charter Schools		7211	0.00	0.00	0.0%
To County Offices		7212	0.00	0.00	0.0%
To JPAs		7213	0.00	0.00	0.0%
All Other Transfers Out to All Others		7299	0.00	0.00	0.0%
Debt Service					
Debt Service - Interest		7438	0.00	0.00	0.0%
Other Debt Service - Principal		7439	0.00	0.00	0.0%
TOTAL, OTHER OUTGO (excluding Transfers of Indirect Costs)			0.00	0.00	0.0%
TOTAL, EXPENDITURES			55,825,711.50	42,861,094.00	-23.2%
INTERFUND TRANSFERS					
INTERFUND TRANSFERS IN					
From: General Fund/CSSF		8912	0.00	0.00	0.0%
Other Authorized Interfund Transfers In		8919	12,524,121.75	0.00	-100.0%
(a) TOTAL, INTERFUND TRANSFERS IN			12,524,121.75	0.00	-100.0%
INTERFUND TRANSFERS OUT					
To: General Fund/CSSF		7612	30,000,000.00	30,000,000.00	0.0%
To: State School Building Fund/County School Facilities Fund		7613	0.00	0.00	0.0%
Other Authorized Interfund Transfers Out		7619	1,281,119.59	0.00	-100.0%
(b) TOTAL, INTERFUND TRANSFERS OUT			31,281,119.59	30,000,000.00	-4.1%
OTHER SOURCES/USES					
SOURCES					
Proceeds					
Proceeds from Disposal of Capital Assets		8953	0.00	0.00	0.0%
Other Sources					
Transfers from Funds of Lapsed/Reorganized LEAs		8965	0.00	0.00	0.0%
Long-Term Debt Proceeds					
Proceeds from Certificates of Participation		8971	0.00	0.00	0.0%
Proceeds from Leases		8972	0.00	0.00	0.0%

Description	Resource Codes	Object Codes	2022-23 Unaudited Actuals	2023-24 Budget	Percent Difference
Proceeds from Lease Revenue Bonds		8973	0.00	0.00	0.0%
Proceeds from SBITAs		8974	0.00	0.00	0.0%
All Other Financing Sources		8979	0.00	0.00	0.0%
(c) TOTAL, SOURCES			0.00	0.00	0.0%
USES					
Transfers of Funds from Lapsed/Reorganized LEAs		7651	0.00	0.00	0.0%
All Other Financing Uses		7699	0.00	0.00	0.0%
(d) TOTAL, USES			0.00	0.00	0.0%
CONTRIBUTIONS					
Contributions from Unrestricted Revenues		8980	0.00	0.00	0.0%
Contributions from Restricted Revenues		8990	0.00	0.00	0.0%
(e) TOTAL, CONTRIBUTIONS			0.00	0.00	0.0%
TOTAL, OTHER FINANCING SOURCES/USES (a - b + c - d + e)			(18,756,997.84)	(30,000,000.00)	59.9%

Description	Function Codes	Object Codes	2022-23 Unaudited Actuals	2023-24 Budget	Percent Difference
A. REVENUES					
1) LCFF Sources		8010-8099	0.00	0.00	0.0%
2) Federal Revenue		8100-8299	1,808,383.02	0.00	-100.0%
3) Other State Revenue		8300-8599	678,963.38	0.00	-100.0%
4) Other Local Revenue		8600-8799	72,249,221.92	73,706,624.00	2.0%
5) TOTAL, REVENUES			74,736,568.32	73,706,624.00	-1.4%
B. EXPENDITURES (Objects 1000-7999)					
1) Instruction	1000-1999		0.00	0.00	0.0%
2) Instruction - Related Services	2000-2999		0.00	0.00	0.0%
3) Pupil Services	3000-3999		0.00	0.00	0.0%
4) Ancillary Services	4000-4999		0.00	0.00	0.0%
5) Community Services	5000-5999		0.00	0.00	0.0%
6) Enterprise	6000-6999		0.00	0.00	0.0%
7) General Administration	7000-7999		0.00	0.00	0.0%
8) Plant Services	8000-8999		55,825,711.50	42,861,094.00	-23.2%
9) Other Outgo	9000-9999	Except 7600-7699	0.00	0.00	0.0%
10) TOTAL, EXPENDITURES			55,825,711.50	42,861,094.00	-23.2%
C. EXCESS (DEFICIENCY) OF REVENUES OVER EXPENDITURES BEFORE OTHER FINANCING SOURCES AND USES (A5 -B10)			18,910,856.82	30,845,530.00	63.1%
D. OTHER FINANCING SOURCES/USES					
1) Interfund Transfers					
a) Transfers In		8900-8929	12,524,121.75	0.00	-100.0%
b) Transfers Out		7600-7629	31,281,119.59	30,000,000.00	-4.1%
2) Other Sources/Uses					
a) Sources		8930-8979	0.00	0.00	0.0%
b) Uses		7630-7699	0.00	0.00	0.0%
3) Contributions		8980-8999	0.00	0.00	0.0%
4) TOTAL, OTHER FINANCING SOURCES/USES			(18,756,997.84)	(30,000,000.00)	59.9%
E. NET INCREASE (DECREASE) IN FUND BALANCE (C + D4)			153,858.98	845,530.00	449.5%
F. FUND BALANCE, RESERVES					
1) Beginning Fund Balance					
a) As of July 1 - Unaudited		9791	181,322,712.55	181,317,637.23	0.0%
b) Audit Adjustments		9793	(158,934.30)	0.00	-100.0%
c) As of July 1 - Audited (F1a + F1b)			181,163,778.25	181,317,637.23	0.1%
d) Other Restatements		9795	0.00	(14,854,867.91)	New
e) Adjusted Beginning Balance (F1c + F1d)			181,163,778.25	166,462,769.32	-8.1%
2) Ending Balance, June 30 (E + F1e)			181,317,637.23	167,308,299.32	-7.7%
Components of Ending Fund Balance					
a) Nonspendable					
Revolving Cash		9711	0.00	0.00	0.0%
Stores		9712	0.00	0.00	0.0%
Prepaid Items		9713	0.00	0.00	0.0%
All Others		9719	0.00	0.00	0.0%
b) Restricted		9740	180,377,872.86	164,933,164.06	-8.6%
c) Committed					
Stabilization Arrangements		9750	0.00	0.00	0.0%
Other Commitments (by Resource/Object)		9760	0.00	0.00	0.0%
d) Assigned					
Other Assignments (by Resource/Object)		9780	939,764.37	2,375,135.26	152.7%
e) Unassigned/Unappropriated					
Reserve for Economic Uncertainties		9789	0.00	0.00	0.0%
Unassigned/Unappropriated Amount		9790	0.00	0.00	0.0%

Resource	Description	2022-23 Unaudited Actuals	2023-24 Budget
5650	FEMA Public Assistance Funds	600,587.30	.06
7710	State School Facilities Projects	12,071,433.57	0.00
7810	Other Restricted State	1,744,514.63	0.00
9010	Other Restricted Local	165,961,337.36	164,933,164.00
Total, Restricted Balance		180,377,872.86	164,933,164.06

Description	Resource Codes	Object Codes	2022-23 Unaudited Actuals	2023-24 Budget	Percent Difference
A. REVENUES					
1) LCFF Sources		8010-8099	0.00	0.00	0.0%
2) Federal Revenue		8100-8299	69,548,528.96	69,548,529.00	0.0%
3) Other State Revenue		8300-8599	3,172,842.00	0.00	-100.0%
4) Other Local Revenue		8600-8799	1,147,715,095.58	1,042,969,736.00	-9.1%
5) TOTAL, REVENUES			1,220,436,466.54	1,112,518,265.00	-8.8%
B. EXPENDITURES					
1) Certificated Salaries		1000-1999	0.00	0.00	0.0%
2) Classified Salaries		2000-2999	0.00	0.00	0.0%
3) Employee Benefits		3000-3999	0.00	0.00	0.0%
4) Books and Supplies		4000-4999	0.00	0.00	0.0%
5) Services and Other Operating Expenditures		5000-5999	0.00	0.00	0.0%
6) Capital Outlay		6000-6999	0.00	0.00	0.0%
7) Other Outgo (excluding Transfers of Indirect Costs)		7100-7299, 7400-7499	1,089,382,664.00	981,644,047.00	-9.9%
8) Other Outgo - Transfers of Indirect Costs		7300-7399	0.00	0.00	0.0%
9) TOTAL, EXPENDITURES			1,089,382,664.00	981,644,047.00	-9.9%
C. EXCESS (DEFICIENCY) OF REVENUES OVER EXPENDITURES BEFORE OTHER FINANCING SOURCES AND USES (A5 - B9)			131,053,802.54	130,874,218.00	-0.1%
D. OTHER FINANCING SOURCES/USES					
1) Interfund Transfers					
a) Transfers In		8900-8929	0.00	0.00	0.0%
b) Transfers Out		7600-7629	0.00	0.00	0.0%
2) Other Sources/Uses					
a) Sources		8930-8979	0.00	0.00	0.0%
b) Uses		7630-7699	0.00	0.00	0.0%
3) Contributions		8980-8999	0.00	0.00	0.0%
4) TOTAL, OTHER FINANCING SOURCES/USES			0.00	0.00	0.0%
E. NET INCREASE (DECREASE) IN FUND BALANCE (C + D4)			131,053,802.54	130,874,218.00	-0.1%
F. FUND BALANCE, RESERVES					
1) Beginning Fund Balance					
a) As of July 1 - Unaudited		9791	1,174,107,933.87	1,305,161,736.41	11.2%
b) Audit Adjustments		9793	0.00	0.00	0.0%
c) As of July 1 - Audited (F1a + F1b)			1,174,107,933.87	1,305,161,736.41	11.2%
d) Other Restatements		9795	0.00	(232,127,218.47)	New
e) Adjusted Beginning Balance (F1c + F1d)			1,174,107,933.87	1,073,034,517.94	-8.6%
2) Ending Balance, June 30 (E + F1e)			1,305,161,736.41	1,203,908,735.94	-7.8%
Components of Ending Fund Balance					
a) Nonspendable					
Revolving Cash		9711	0.00	0.00	0.0%
Stores		9712	0.00	0.00	0.0%
Prepaid Items		9713	0.00	0.00	0.0%
All Others		9719	0.00	0.00	0.0%
b) Restricted		9740	1,305,161,736.41	1,203,908,735.94	-7.8%
c) Committed					
Stabilization Arrangements		9750	0.00	0.00	0.0%
Other Commitments		9760	0.00	0.00	0.0%
d) Assigned					
Other Assignments		9780	0.00	0.00	0.0%
e) Unassigned/Unappropriated					
Reserve for Economic Uncertainties		9789	0.00	0.00	0.0%
Unassigned/Unappropriated Amount		9790	0.00	0.00	0.0%
G. ASSETS					
1) Cash					
a) in County Treasury		9110	1,058,483,303.60		
1) Fair Value Adjustment to Cash in County Treasury		9111	(51,124,743.56)		
b) in Banks		9120	0.00		
c) in Revolving Cash Account		9130	0.00		
d) with Fiscal Agent/Trustee		9135	299,495,000.00		
e) Collections Awaiting Deposit		9140	0.00		

Description	Resource Codes	Object Codes	2022-23 Unaudited Actuals	2023-24 Budget	Percent Difference
2) Investments		9150	0.00		
3) Accounts Receivable		9200	109,753,862.95		
4) Due from Grantor Government		9290	0.00		
5) Due from Other Funds		9310	0.00		
6) Stores		9320	0.00		
7) Prepaid Expenditures		9330	0.00		
8) Other Current Assets		9340	0.00		
9) Lease Receivable		9380	0.00		
10) TOTAL, ASSETS			1,416,607,422.99		
H. DEFERRED OUTFLOWS OF RESOURCES					
1) Deferred Outflows of Resources		9490	0.00		
2) TOTAL, DEFERRED OUTFLOWS			0.00		
I. LIABILITIES					
1) Accounts Payable		9500	0.00		
2) Due to Grantor Governments		9590	0.00		
3) Due to Other Funds		9610	0.00		
4) Current Loans		9640	0.00		
5) Unearned Revenue		9650	0.00		
6) TOTAL, LIABILITIES			0.00		
J. DEFERRED INFLOWS OF RESOURCES					
1) Deferred Inflows of Resources		9690	111,445,686.58		
2) TOTAL, DEFERRED INFLOWS			111,445,686.58		
K. FUND EQUITY					
Ending Fund Balance, June 30 (must agree with line F2) (G10 + H2) - (I6 + J2)			1,305,161,736.41		
FEDERAL REVENUE					
All Other Federal Revenue		8290	69,548,528.96	69,548,529.00	0.0%
TOTAL, FEDERAL REVENUE			69,548,528.96	69,548,529.00	0.0%
OTHER STATE REVENUE					
Tax Relief Subventions					
Voted Indebtedness Levies					
Homeowners' Exemptions		8571	3,172,842.00	0.00	-100.0%
Other Subventions/In-Lieu Taxes		8572	0.00	0.00	0.0%
TOTAL, OTHER STATE REVENUE			3,172,842.00	0.00	-100.0%
OTHER LOCAL REVENUE					
Other Local Revenue					
County and District Taxes					
Voted Indebtedness Levies					
Secured Roll		8611	986,334,149.00	979,983,325.00	-0.6%
Unsecured Roll		8612	32,701,171.00	28,239,019.00	-13.6%
Prior Years' Taxes		8613	49,726,911.00	18,660,887.00	-62.5%
Supplemental Taxes		8614	32,035,884.00	14,970,929.00	-53.3%
Penalties and Interest from Delinquent Non-LCFF Taxes		8629	3,955,966.00	0.00	-100.0%
Interest		8660	15,842,651.00	1,115,576.00	-93.0%
Net Increase (Decrease) in the Fair Value of Investments		8662	(8,932,848.42)	0.00	-100.0%
Other Local Revenue					
All Other Local Revenue		8699	36,051,212.00	0.00	-100.0%
All Other Transfers In from All Others		8799	0.00	0.00	0.0%
TOTAL, OTHER LOCAL REVENUE			1,147,715,095.58	1,042,969,736.00	-9.1%
TOTAL, REVENUES			1,220,436,466.54	1,112,518,265.00	-8.8%
OTHER OUTGO (excluding Transfers of Indirect Costs)					
Debt Service					
Bond Redemptions		7433	565,335,000.00	379,558,273.00	-32.9%
Bond Interest and Other Service Charges		7434	524,047,664.00	602,085,774.00	14.9%
Debt Service - Interest		7438	0.00	0.00	0.0%
Other Debt Service - Principal		7439	0.00	0.00	0.0%
TOTAL, OTHER OUTGO (excluding Transfers of Indirect Costs)			1,089,382,664.00	981,644,047.00	-9.9%
TOTAL, EXPENDITURES			1,089,382,664.00	981,644,047.00	-9.9%
INTERFUND TRANSFERS					
INTERFUND TRANSFERS IN					
Other Authorized Interfund Transfers In		8919	0.00	0.00	0.0%

Description	Resource Codes	Object Codes	2022-23 Unaudited Actuals	2023-24 Budget	Percent Difference
(a) TOTAL, INTERFUND TRANSFERS IN			0.00	0.00	0.0%
INTERFUND TRANSFERS OUT					
To: General Fund		7614	0.00	0.00	0.0%
Other Authorized Interfund Transfers Out		7619	0.00	0.00	0.0%
(b) TOTAL, INTERFUND TRANSFERS OUT			0.00	0.00	0.0%
OTHER SOURCES/USES					
SOURCES					
Other Sources					
Transfers from Funds of Lapsed/Reorganized LEAs		8965	0.00	0.00	0.0%
All Other Financing Sources		8979	0.00	0.00	0.0%
(c) TOTAL, SOURCES			0.00	0.00	0.0%
USES					
Transfers of Funds from Lapsed/Reorganized LEAs		7651	0.00	0.00	0.0%
All Other Financing Uses		7699	0.00	0.00	0.0%
(d) TOTAL, USES			0.00	0.00	0.0%
CONTRIBUTIONS					
Contributions from Unrestricted Revenues		8980	0.00	0.00	0.0%
Contributions from Restricted Revenues		8990	0.00	0.00	0.0%
(e) TOTAL, CONTRIBUTIONS			0.00	0.00	0.0%
TOTAL, OTHER FINANCING SOURCES/USES (a - b + c - d + e)			0.00	0.00	0.0%

Description	Function Codes	Object Codes	2022-23 Unaudited Actuals	2023-24 Budget	Percent Difference
A. REVENUES					
1) LCFF Sources		8010-8099	0.00	0.00	0.0%
2) Federal Revenue		8100-8299	69,548,528.96	69,548,529.00	0.0%
3) Other State Revenue		8300-8599	3,172,842.00	0.00	-100.0%
4) Other Local Revenue		8600-8799	1,147,715,095.58	1,042,969,736.00	-9.1%
5) TOTAL, REVENUES			1,220,436,466.54	1,112,518,265.00	-8.8%
B. EXPENDITURES (Objects 1000-7999)					
1) Instruction	1000-1999		0.00	0.00	0.0%
2) Instruction - Related Services	2000-2999		0.00	0.00	0.0%
3) Pupil Services	3000-3999		0.00	0.00	0.0%
4) Ancillary Services	4000-4999		0.00	0.00	0.0%
5) Community Services	5000-5999		0.00	0.00	0.0%
6) Enterprise	6000-6999		0.00	0.00	0.0%
7) General Administration	7000-7999		0.00	0.00	0.0%
8) Plant Services	8000-8999		0.00	0.00	0.0%
9) Other Outgo	9000-9999	Except 7600-7699	1,089,382,664.00	981,644,047.00	-9.9%
10) TOTAL, EXPENDITURES			1,089,382,664.00	981,644,047.00	-9.9%
C. EXCESS (DEFICIENCY) OF REVENUES OVER EXPENDITURES BEFORE OTHER FINANCING SOURCES AND USES (A5 -B10)			131,053,802.54	130,874,218.00	-0.1%
D. OTHER FINANCING SOURCES/USES					
1) Interfund Transfers					
a) Transfers In		8900-8929	0.00	0.00	0.0%
b) Transfers Out		7600-7629	0.00	0.00	0.0%
2) Other Sources/Uses					
a) Sources		8930-8979	0.00	0.00	0.0%
b) Uses		7630-7699	0.00	0.00	0.0%
3) Contributions		8980-8999	0.00	0.00	0.0%
4) TOTAL, OTHER FINANCING SOURCES/USES			0.00	0.00	0.0%
E. NET INCREASE (DECREASE) IN FUND BALANCE (C + D4)			131,053,802.54	130,874,218.00	-0.1%
F. FUND BALANCE, RESERVES					
1) Beginning Fund Balance					
a) As of July 1 - Unaudited		9791	1,174,107,933.87	1,305,161,736.41	11.2%
b) Audit Adjustments		9793	0.00	0.00	0.0%
c) As of July 1 - Audited (F1a + F1b)			1,174,107,933.87	1,305,161,736.41	11.2%
d) Other Restatements		9795	0.00	(232,127,218.47)	New
e) Adjusted Beginning Balance (F1c + F1d)			1,174,107,933.87	1,073,034,517.94	-8.6%
2) Ending Balance, June 30 (E + F1e)			1,305,161,736.41	1,203,908,735.94	-7.8%
Components of Ending Fund Balance					
a) Nonspendable					
Revolving Cash		9711	0.00	0.00	0.0%
Stores		9712	0.00	0.00	0.0%
Prepaid Items		9713	0.00	0.00	0.0%
All Others		9719	0.00	0.00	0.0%
b) Restricted		9740	1,305,161,736.41	1,203,908,735.94	-7.8%
c) Committed					
Stabilization Arrangements		9750	0.00	0.00	0.0%
Other Commitments (by Resource/Object)		9760	0.00	0.00	0.0%
d) Assigned					
Other Assignments (by Resource/Object)		9780	0.00	0.00	0.0%
e) Unassigned/Unappropriated					
Reserve for Economic Uncertainties		9789	0.00	0.00	0.0%
Unassigned/Unappropriated Amount		9790	0.00	0.00	0.0%

		2022-23 Unaudited Actuals	2023-24 Budget
Resource	Description		
9010	Other Restricted Local	1,305,161,736.41	1,203,908,735.94
Total, Restricted Balance		1,305,161,736.41	1,203,908,735.94

Description	Resource Codes	Object Codes	2022-23 Unaudited Actuals	2023-24 Budget	Percent Difference
A. REVENUES					
1) LCFF Sources		8010-8099	0.00	0.00	0.0%
2) Federal Revenue		8100-8299	0.00	0.00	0.0%
3) Other State Revenue		8300-8599	0.00	0.00	0.0%
4) Other Local Revenue		8600-8799	12,234.91	0.00	-100.0%
5) TOTAL, REVENUES			12,234.91	0.00	-100.0%
B. EXPENDITURES					
1) Certificated Salaries		1000-1999	0.00	0.00	0.0%
2) Classified Salaries		2000-2999	0.00	0.00	0.0%
3) Employee Benefits		3000-3999	0.00	0.00	0.0%
4) Books and Supplies		4000-4999	0.00	0.00	0.0%
5) Services and Other Operating Expenditures		5000-5999	0.00	0.00	0.0%
6) Capital Outlay		6000-6999	0.00	0.00	0.0%
7) Other Outgo (excluding Transfers of Indirect Costs)		7100-7299, 7400-7499	0.00	0.00	0.0%
8) Other Outgo - Transfers of Indirect Costs		7300-7399	0.00	0.00	0.0%
9) TOTAL, EXPENDITURES			0.00	0.00	0.0%
C. EXCESS (DEFICIENCY) OF REVENUES OVER EXPENDITURES BEFORE OTHER FINANCING SOURCES AND USES (A5 - B9)			12,234.91	0.00	-100.0%
D. OTHER FINANCING SOURCES/USES					
1) Interfund Transfers					
a) Transfers In		8900-8929	0.00	0.00	0.0%
b) Transfers Out		7600-7629	0.00	0.00	0.0%
2) Other Sources/Uses					
a) Sources		8930-8979	0.00	0.00	0.0%
b) Uses		7630-7699	0.00	0.00	0.0%
3) Contributions		8980-8999	0.00	0.00	0.0%
4) TOTAL, OTHER FINANCING SOURCES/USES			0.00	0.00	0.0%
E. NET INCREASE (DECREASE) IN FUND BALANCE (C + D4)			12,234.91	0.00	-100.0%
F. FUND BALANCE, RESERVES					
1) Beginning Fund Balance					
a) As of July 1 - Unaudited		9791	403,784.88	416,019.79	3.0%
b) Audit Adjustments		9793	0.00	0.00	0.0%
c) As of July 1 - Audited (F1a + F1b)			403,784.88	416,019.79	3.0%
d) Other Restatements		9795	0.00	(10,635.33)	New
e) Adjusted Beginning Balance (F1c + F1d)			403,784.88	405,384.46	0.4%
2) Ending Balance, June 30 (E + F1e)			416,019.79	405,384.46	-2.6%
Components of Ending Fund Balance					
a) Nonspendable					
Revolving Cash		9711	0.00	0.00	0.0%
Stores		9712	0.00	0.00	0.0%
Prepaid Items		9713	0.00	0.00	0.0%
All Others		9719	0.00	0.00	0.0%
b) Restricted		9740	416,019.79	405,384.46	-2.6%
c) Committed					
Stabilization Arrangements		9750	0.00	0.00	0.0%
Other Commitments		9760	0.00	0.00	0.0%
d) Assigned					
Other Assignments		9780	0.00	0.00	0.0%
e) Unassigned/Unappropriated					
Reserve for Economic Uncertainties		9789	0.00	0.00	0.0%
Unassigned/Unappropriated Amount		9790	0.00	0.00	0.0%
G. ASSETS					
1) Cash					
a) in County Treasury		9110	429,128.72		
1) Fair Value Adjustment to Cash in County Treasury		9111	(17,385.58)		
b) in Banks		9120	0.00		
c) in Revolving Cash Account		9130	0.00		
d) with Fiscal Agent/Trustee		9135	0.00		
e) Collections Awaiting Deposit		9140	0.00		

Description	Resource Codes	Object Codes	2022-23 Unaudited Actuals	2023-24 Budget	Percent Difference
2) Investments		9150	0.00		
3) Accounts Receivable		9200	4,276.65		
4) Due from Grantor Government		9290	0.00		
5) Due from Other Funds		9310	0.00		
6) Stores		9320	0.00		
7) Prepaid Expenditures		9330	0.00		
8) Other Current Assets		9340	0.00		
9) Lease Receivable		9380	0.00		
10) TOTAL, ASSETS			416,019.79		
H. DEFERRED OUTFLOWS OF RESOURCES					
1) Deferred Outflows of Resources		9490	0.00		
2) TOTAL, DEFERRED OUTFLOWS			0.00		
I. LIABILITIES					
1) Accounts Payable		9500	0.00		
2) Due to Grantor Governments		9590	0.00		
3) Due to Other Funds		9610	0.00		
4) Current Loans		9640	0.00		
5) Unearned Revenue		9650	0.00		
6) TOTAL, LIABILITIES			0.00		
J. DEFERRED INFLOWS OF RESOURCES					
1) Deferred Inflows of Resources		9690	0.00		
2) TOTAL, DEFERRED INFLOWS			0.00		
K. FUND EQUITY					
Ending Fund Balance, June 30 (must agree with line F2) (G10 + H2) - (I6 + J2)			416,019.79		
FEDERAL REVENUE					
All Other Federal Revenue		8290	0.00	0.00	0.0%
TOTAL, FEDERAL REVENUE			0.00	0.00	0.0%
OTHER STATE REVENUE					
Tax Relief Subventions					
Voted Indebtedness Levies					
Homeowners' Exemptions		8571	0.00	0.00	0.0%
Other Subventions/In-Lieu Taxes		8572	0.00	0.00	0.0%
TOTAL, OTHER STATE REVENUE			0.00	0.00	0.0%
OTHER LOCAL REVENUE					
Other Local Revenue					
County and District Taxes					
Voted Indebtedness Levies					
Secured Roll		8611	0.00	0.00	0.0%
Unsecured Roll		8612	0.00	0.00	0.0%
Prior Years' Taxes		8613	0.00	0.00	0.0%
Supplemental Taxes		8614	0.00	0.00	0.0%
Non-Ad Valorem Taxes					
Parcel Taxes		8621	0.00	0.00	0.0%
Penalties and Interest from Delinquent Non-LCFF Taxes		8629	0.00	0.00	0.0%
Interest		8660	12,234.91	0.00	-100.0%
Net Increase (Decrease) in the Fair Value of Investments		8662	0.00	0.00	0.0%
Other Local Revenue					
All Other Local Revenue		8699	0.00	0.00	0.0%
TOTAL, OTHER LOCAL REVENUE			12,234.91	0.00	-100.0%
TOTAL, REVENUES			12,234.91	0.00	-100.0%
OTHER OUTGO (excluding Transfers of Indirect Costs)					
Debt Service					
State School Building Repayment		7432	0.00	0.00	0.0%
Payments to Original District for Acquisition of Property		7436	0.00	0.00	0.0%
Debt Service - Interest		7438	0.00	0.00	0.0%
Other Debt Service - Principal		7439	0.00	0.00	0.0%
TOTAL, OTHER OUTGO (excluding Transfers of Indirect Costs)			0.00	0.00	0.0%
TOTAL, EXPENDITURES			0.00	0.00	0.0%
INTERFUND TRANSFERS					
INTERFUND TRANSFERS IN					

Description	Resource Codes	Object Codes	2022-23 Unaudited Actuals	2023-24 Budget	Percent Difference
Other Authorized Interfund Transfers In		8919	0.00	0.00	0.0%
(a) TOTAL, INTERFUND TRANSFERS IN			0.00	0.00	0.0%
INTERFUND TRANSFERS OUT					
Other Authorized Interfund Transfers Out		7619	0.00	0.00	0.0%
(b) TOTAL, INTERFUND TRANSFERS OUT			0.00	0.00	0.0%
OTHER SOURCES/USES					
SOURCES					
Other Sources					
County School Bldg Aid		8961	0.00	0.00	0.0%
Transfers from Funds of Lapsed/Reorganized LEAs		8965	0.00	0.00	0.0%
(c) TOTAL, SOURCES			0.00	0.00	0.0%
USES					
Transfers of Funds from Lapsed/Reorganized LEAs		7651	0.00	0.00	0.0%
(d) TOTAL, USES			0.00	0.00	0.0%
CONTRIBUTIONS					
Contributions from Unrestricted Revenues		8980	0.00	0.00	0.0%
Contributions from Restricted Revenues		8990	0.00	0.00	0.0%
(e) TOTAL, CONTRIBUTIONS			0.00	0.00	0.0%
TOTAL, OTHER FINANCING SOURCES/USES (a - b + c - d + e)			0.00	0.00	0.0%

Description	Function Codes	Object Codes	2022-23 Unaudited Actuals	2023-24 Budget	Percent Difference
A. REVENUES					
1) LCFF Sources		8010-8099	0.00	0.00	0.0%
2) Federal Revenue		8100-8299	0.00	0.00	0.0%
3) Other State Revenue		8300-8599	0.00	0.00	0.0%
4) Other Local Revenue		8600-8799	12,234.91	0.00	-100.0%
5) TOTAL, REVENUES			12,234.91	0.00	-100.0%
B. EXPENDITURES (Objects 1000-7999)					
1) Instruction	1000-1999		0.00	0.00	0.0%
2) Instruction - Related Services	2000-2999		0.00	0.00	0.0%
3) Pupil Services	3000-3999		0.00	0.00	0.0%
4) Ancillary Services	4000-4999		0.00	0.00	0.0%
5) Community Services	5000-5999		0.00	0.00	0.0%
6) Enterprise	6000-6999		0.00	0.00	0.0%
7) General Administration	7000-7999		0.00	0.00	0.0%
8) Plant Services	8000-8999		0.00	0.00	0.0%
9) Other Outgo	9000-9999	Except 7600-7699	0.00	0.00	0.0%
10) TOTAL, EXPENDITURES			0.00	0.00	0.0%
C. EXCESS (DEFICIENCY) OF REVENUES OVER EXPENDITURES BEFORE OTHER FINANCING SOURCES AND USES (A5 -B10)			12,234.91	0.00	-100.0%
D. OTHER FINANCING SOURCES/USES					
1) Interfund Transfers					
a) Transfers In		8900-8929	0.00	0.00	0.0%
b) Transfers Out		7600-7629	0.00	0.00	0.0%
2) Other Sources/Uses					
a) Sources		8930-8979	0.00	0.00	0.0%
b) Uses		7630-7699	0.00	0.00	0.0%
3) Contributions		8980-8999	0.00	0.00	0.0%
4) TOTAL, OTHER FINANCING SOURCES/USES			0.00	0.00	0.0%
E. NET INCREASE (DECREASE) IN FUND BALANCE (C + D4)			12,234.91	0.00	-100.0%
F. FUND BALANCE, RESERVES					
1) Beginning Fund Balance					
a) As of July 1 - Unaudited		9791	403,784.88	416,019.79	3.0%
b) Audit Adjustments		9793	0.00	0.00	0.0%
c) As of July 1 - Audited (F1a + F1b)			403,784.88	416,019.79	3.0%
d) Other Restatements		9795	0.00	(10,635.33)	New
e) Adjusted Beginning Balance (F1c + F1d)			403,784.88	405,384.46	0.4%
2) Ending Balance, June 30 (E + F1e)			416,019.79	405,384.46	-2.6%
Components of Ending Fund Balance					
a) Nonspendable					
Revolving Cash		9711	0.00	0.00	0.0%
Stores		9712	0.00	0.00	0.0%
Prepaid Items		9713	0.00	0.00	0.0%
All Others		9719	0.00	0.00	0.0%
b) Restricted		9740	416,019.79	405,384.46	-2.6%
c) Committed					
Stabilization Arrangements		9750	0.00	0.00	0.0%
Other Commitments (by Resource/Object)		9760	0.00	0.00	0.0%
d) Assigned					
Other Assignments (by Resource/Object)		9780	0.00	0.00	0.0%
e) Unassigned/Unappropriated					
Reserve for Economic Uncertainties		9789	0.00	0.00	0.0%
Unassigned/Unappropriated Amount		9790	0.00	0.00	0.0%

Resource		Description	2022-23 Unaudited Actuals	2023-24 Budget
9010		Other Restricted Local	416,019.79	405,384.46
Total, Restricted Balance			416,019.79	405,384.46

Description	Resource Codes	Object Codes	2022-23 Unaudited Actuals	2023-24 Budget	Percent Difference
A. REVENUES					
1) LCFF Sources		8010-8099	0.00	0.00	0.0%
2) Federal Revenue		8100-8299	0.00	0.00	0.0%
3) Other State Revenue		8300-8599	0.00	0.00	0.0%
4) Other Local Revenue		8600-8799	75,983.64	250.00	-99.7%
5) TOTAL, REVENUES			75,983.64	250.00	-99.7%
B. EXPENDITURES					
1) Certificated Salaries		1000-1999	0.00	0.00	0.0%
2) Classified Salaries		2000-2999	0.00	0.00	0.0%
3) Employee Benefits		3000-3999	0.00	0.00	0.0%
4) Books and Supplies		4000-4999	0.00	0.00	0.0%
5) Services and Other Operating Expenditures		5000-5999	0.00	0.00	0.0%
6) Capital Outlay		6000-6999	0.00	0.00	0.0%
7) Other Outgo (excluding Transfers of Indirect Costs)		7100-7299, 7400-7499	27,855,236.07	25,691,525.00	-7.8%
8) Other Outgo - Transfers of Indirect Costs		7300-7399	0.00	0.00	0.0%
9) TOTAL, EXPENDITURES			27,855,236.07	25,691,525.00	-7.8%
C. EXCESS (DEFICIENCY) OF REVENUES OVER EXPENDITURES BEFORE OTHER FINANCING SOURCES AND USES (A5 - B9)			(27,779,252.43)	(25,691,275.00)	-7.5%
D. OTHER FINANCING SOURCES/USES					
1) Interfund Transfers					
a) Transfers In		8900-8929	14,820,624.69	25,691,275.00	73.3%
b) Transfers Out		7600-7629	356,604.59	0.00	-100.0%
2) Other Sources/Uses					
a) Sources		8930-8979	73,730,000.00	0.00	-100.0%
b) Uses		7630-7699	73,373,395.41	0.00	-100.0%
3) Contributions		8980-8999	0.00	0.00	0.0%
4) TOTAL, OTHER FINANCING SOURCES/USES			14,820,624.69	25,691,275.00	73.3%
E. NET INCREASE (DECREASE) IN FUND BALANCE (C + D4)			(12,958,627.74)	0.00	-100.0%
F. FUND BALANCE, RESERVES					
1) Beginning Fund Balance					
a) As of July 1 - Unaudited		9791	12,978,558.05	19,930.31	-99.8%
b) Audit Adjustments		9793	0.00	0.00	0.0%
c) As of July 1 - Audited (F1a + F1b)			12,978,558.05	19,930.31	-99.8%
d) Other Restatements		9795	0.00	(2,557.31)	New
e) Adjusted Beginning Balance (F1c + F1d)			12,978,558.05	17,373.00	-99.9%
2) Ending Balance, June 30 (E + F1e)			19,930.31	17,373.00	-12.8%
Components of Ending Fund Balance					
a) Nonspendable					
Revolving Cash		9711	0.00	0.00	0.0%
Stores		9712	0.00	0.00	0.0%
Prepaid Items		9713	0.00	0.00	0.0%
All Others		9719	0.00	0.00	0.0%
b) Restricted		9740	19,930.31	17,373.00	-12.8%
c) Committed					
Stabilization Arrangements		9750	0.00	0.00	0.0%
Other Commitments		9760	0.00	0.00	0.0%
d) Assigned					
Other Assignments		9780	0.00	0.00	0.0%
e) Unassigned/Unappropriated					
Reserve for Economic Uncertainties		9789	0.00	0.00	0.0%
Unassigned/Unappropriated Amount		9790	0.00	0.00	0.0%
G. ASSETS					
1) Cash					
a) in County Treasury		9110	19,641.76		
1) Fair Value Adjustment to Cash in County Treasury		9111	0.00		
b) in Banks		9120	0.00		
c) in Revolving Cash Account		9130	0.00		
d) with Fiscal Agent/Trustee		9135	0.00		
e) Collections Awaiting Deposit		9140	0.00		

Description	Resource Codes	Object Codes	2022-23 Unaudited Actuals	2023-24 Budget	Percent Difference
2) Investments		9150	0.00		
3) Accounts Receivable		9200	288.55		
4) Due from Grantor Government		9290	0.00		
5) Due from Other Funds		9310	0.00		
6) Stores		9320	0.00		
7) Prepaid Expenditures		9330	0.00		
8) Other Current Assets		9340	0.00		
9) Lease Receivable		9380	0.00		
10) TOTAL, ASSETS			19,930.31		
H. DEFERRED OUTFLOWS OF RESOURCES					
1) Deferred Outflows of Resources		9490	0.00		
2) TOTAL, DEFERRED OUTFLOWS			0.00		
I. LIABILITIES					
1) Accounts Payable		9500	0.00		
2) Due to Grantor Governments		9590	0.00		
3) Due to Other Funds		9610	0.00		
4) Current Loans		9640	0.00		
5) Unearned Revenue		9650	0.00		
6) TOTAL, LIABILITIES			0.00		
J. DEFERRED INFLOWS OF RESOURCES					
1) Deferred Inflows of Resources		9690	0.00		
2) TOTAL, DEFERRED INFLOWS			0.00		
K. FUND EQUITY					
Ending Fund Balance, June 30 (must agree with line F2) (G10 + H2) - (I6 + J2)			19,930.31		
FEDERAL REVENUE					
All Other Federal Revenue		8290	0.00	0.00	0.0%
TOTAL, FEDERAL REVENUE			0.00	0.00	0.0%
OTHER STATE REVENUE					
All Other State Revenue		8590	0.00	0.00	0.0%
TOTAL, OTHER STATE REVENUE			0.00	0.00	0.0%
OTHER LOCAL REVENUE					
Interest		8660	74,499.45	250.00	-99.7%
Net Increase (Decrease) in the Fair Value of Investments		8662	1,484.19	0.00	-100.0%
Other Local Revenue					
All Other Local Revenue		8699	0.00	0.00	0.0%
TOTAL, OTHER LOCAL REVENUE			75,983.64	250.00	-99.7%
TOTAL, REVENUES			75,983.64	250.00	-99.7%
OTHER OUTGO (excluding Transfers of Indirect Costs)					
Debt Service					
Debt Service - Interest		7438	4,433,179.49	15,151,525.00	241.8%
Other Debt Service - Principal		7439	23,422,056.58	10,540,000.00	-55.0%
TOTAL, OTHER OUTGO (excluding Transfers of Indirect Costs)			27,855,236.07	25,691,525.00	-7.8%
TOTAL, EXPENDITURES			27,855,236.07	25,691,525.00	-7.8%
INTERFUND TRANSFERS					
INTERFUND TRANSFERS IN					
Other Authorized Interfund Transfers In		8919	14,820,624.69	25,691,275.00	73.3%
(a) TOTAL, INTERFUND TRANSFERS IN			14,820,624.69	25,691,275.00	73.3%
INTERFUND TRANSFERS OUT					
Other Authorized Interfund Transfers Out		7619	356,604.59	0.00	-100.0%
(b) TOTAL, INTERFUND TRANSFERS OUT			356,604.59	0.00	-100.0%
OTHER SOURCES/USES					
SOURCES					
Other Sources					
Transfers from Funds of Lapsed/Reorganized LEAs		8965	0.00	0.00	0.0%
Long-Term Debt Proceeds					
Proceeds from Certificates of Participation		8971	73,730,000.00	0.00	-100.0%
All Other Financing Sources		8979	0.00	0.00	0.0%
(c) TOTAL, SOURCES			73,730,000.00	0.00	-100.0%
USES					
Transfers of Funds from Lapsed/Reorganized LEAs		7651	0.00	0.00	0.0%

Description	Resource Codes	Object Codes	2022-23 Unaudited Actuals	2023-24 Budget	Percent Difference
All Other Financing Uses		7699	73,373,395.41	0.00	-100.0%
(d) TOTAL, USES			73,373,395.41	0.00	-100.0%
CONTRIBUTIONS					
Contributions from Unrestricted Revenues		8980	0.00	0.00	0.0%
Contributions from Restricted Revenues		8990	0.00	0.00	0.0%
(e) TOTAL, CONTRIBUTIONS			0.00	0.00	0.0%
TOTAL, OTHER FINANCING SOURCES/USES (a - b + c - d + e)			14,820,624.69	25,691,275.00	73.3%

Description	Function Codes	Object Codes	2022-23 Unaudited Actuals	2023-24 Budget	Percent Difference
A. REVENUES					
1) LCFF Sources		8010-8099	0.00	0.00	0.0%
2) Federal Revenue		8100-8299	0.00	0.00	0.0%
3) Other State Revenue		8300-8599	0.00	0.00	0.0%
4) Other Local Revenue		8600-8799	75,983.64	250.00	-99.7%
5) TOTAL, REVENUES			75,983.64	250.00	-99.7%
B. EXPENDITURES (Objects 1000-7999)					
1) Instruction	1000-1999		0.00	0.00	0.0%
2) Instruction - Related Services	2000-2999		0.00	0.00	0.0%
3) Pupil Services	3000-3999		0.00	0.00	0.0%
4) Ancillary Services	4000-4999		0.00	0.00	0.0%
5) Community Services	5000-5999		0.00	0.00	0.0%
6) Enterprise	6000-6999		0.00	0.00	0.0%
7) General Administration	7000-7999		0.00	0.00	0.0%
8) Plant Services	8000-8999		0.00	0.00	0.0%
9) Other Outgo	9000-9999	Except 7600-7699	27,855,236.07	25,691,525.00	-7.8%
10) TOTAL, EXPENDITURES			27,855,236.07	25,691,525.00	-7.8%
C. EXCESS (DEFICIENCY) OF REVENUES OVER EXPENDITURES BEFORE OTHER FINANCING SOURCES AND USES (A5 -B10)			(27,779,252.43)	(25,691,275.00)	-7.5%
D. OTHER FINANCING SOURCES/USES					
1) Interfund Transfers					
a) Transfers In		8900-8929	14,820,624.69	25,691,275.00	73.3%
b) Transfers Out		7600-7629	356,604.59	0.00	-100.0%
2) Other Sources/Uses					
a) Sources		8930-8979	73,730,000.00	0.00	-100.0%
b) Uses		7630-7699	73,373,395.41	0.00	-100.0%
3) Contributions		8980-8999	0.00	0.00	0.0%
4) TOTAL, OTHER FINANCING SOURCES/USES			14,820,624.69	25,691,275.00	73.3%
E. NET INCREASE (DECREASE) IN FUND BALANCE (C + D4)			(12,958,627.74)	0.00	-100.0%
F. FUND BALANCE, RESERVES					
1) Beginning Fund Balance					
a) As of July 1 - Unaudited		9791	12,978,558.05	19,930.31	-99.8%
b) Audit Adjustments		9793	0.00	0.00	0.0%
c) As of July 1 - Audited (F1a + F1b)			12,978,558.05	19,930.31	-99.8%
d) Other Restatements		9795	0.00	(2,557.31)	New
e) Adjusted Beginning Balance (F1c + F1d)			12,978,558.05	17,373.00	-99.9%
2) Ending Balance, June 30 (E + F1e)			19,930.31	17,373.00	-12.8%
Components of Ending Fund Balance					
a) Nonspendable					
Revolving Cash		9711	0.00	0.00	0.0%
Stores		9712	0.00	0.00	0.0%
Prepaid Items		9713	0.00	0.00	0.0%
All Others		9719	0.00	0.00	0.0%
b) Restricted		9740	19,930.31	17,373.00	-12.8%
c) Committed					
Stabilization Arrangements		9750	0.00	0.00	0.0%
Other Commitments (by Resource/Object)		9760	0.00	0.00	0.0%
d) Assigned					
Other Assignments (by Resource/Object)		9780	0.00	0.00	0.0%
e) Unassigned/Unappropriated					
Reserve for Economic Uncertainties		9789	0.00	0.00	0.0%
Unassigned/Unappropriated Amount		9790	0.00	0.00	0.0%

Resource		Description	2022-23 Unaudited Actuals	2023-24 Budget
9010		Other Restricted Local	19,930.31	17,373.00
Total, Restricted Balance			19,930.31	17,373.00

Description	Resource Codes	Object Codes	2022-23 Unaudited Actuals	2023-24 Budget	Percent Difference
A. REVENUES					
1) LCFF Sources		8010-8099	0.00	0.00	0.0%
2) Federal Revenue		8100-8299	0.00	0.00	0.0%
3) Other State Revenue		8300-8599	0.00	0.00	0.0%
4) Other Local Revenue		8600-8799	1,397,682,294.37	1,290,381,721.00	-7.7%
5) TOTAL, REVENUES			1,397,682,294.37	1,290,381,721.00	-7.7%
B. EXPENSES					
1) Certificated Salaries		1000-1999	(.01)	0.00	-100.0%
2) Classified Salaries		2000-2999	6,421,802.12	7,548,977.00	17.6%
3) Employee Benefits		3000-3999	1,873,105.23	4,283,737.00	128.7%
4) Books and Supplies		4000-4999	421,226.38	2,156,745.00	412.0%
5) Services and Other Operating Expenses		5000-5999	1,314,857,937.26	1,291,328,888.00	-1.8%
6) Depreciation and Amortization		6000-6999	0.00	0.00	0.0%
7) Other Outgo (excluding Transfers of Indirect Costs)		7100-7299, 7400-7499	0.00	0.00	0.0%
8) Other Outgo - Transfers of Indirect Costs		7300-7399	0.00	0.00	0.0%
9) TOTAL, EXPENSES			1,323,574,070.98	1,305,318,347.00	-1.4%
C. EXCESS (DEFICIENCY) OF REVENUES OVER EXPENSES BEFORE OTHER FINANCING SOURCES AND USES (A5 - B9)			74,108,223.39	(14,936,626.00)	-120.2%
D. OTHER FINANCING SOURCES/USES					
1) Interfund Transfers					
a) Transfers In		8900-8929	0.00	0.00	0.0%
b) Transfers Out		7600-7629	0.00	0.00	0.0%
2) Other Sources/Uses					
a) Sources		8930-8979	0.00	0.00	0.0%
b) Uses		7630-7699	0.00	0.00	0.0%
3) Contributions		8980-8999	0.00	0.00	0.0%
4) TOTAL, OTHER FINANCING SOURCES/USES			0.00	0.00	0.0%
E. NET INCREASE (DECREASE) IN NET POSITION (C + D4)			74,108,223.39	(14,936,626.00)	-120.2%
F. NET POSITION					
1) Beginning Net Position					
a) As of July 1 - Unaudited		9791	292,079,697.99	366,187,921.38	25.4%
b) Audit Adjustments		9793	0.00	0.00	0.0%
c) As of July 1 - Audited (F1a + F1b)			292,079,697.99	366,187,921.38	25.4%
d) Other Restatements		9795	0.00	(30,246,587.38)	New
e) Adjusted Beginning Net Position (F1c + F1d)			292,079,697.99	335,941,334.00	15.0%
2) Ending Net Position, June 30 (E + F1e)			366,187,921.38	321,004,708.00	-12.3%
Components of Ending Net Position					
a) Net Investment in Capital Assets		9796	0.00	0.00	0.0%
b) Restricted Net Position		9797	0.00	0.00	0.0%
c) Unrestricted Net Position		9790	366,187,921.38	321,004,708.00	-12.3%
G. ASSETS					
1) Cash					
a) in County Treasury		9110	984,548,187.43		
1) Fair Value Adjustment to Cash in County Treasury		9111	(47,974,898.06)		
b) in Banks		9120	0.00		
c) in Revolving Cash Account		9130	3,000,000.00		
d) with Fiscal Agent/Trustee		9135	0.00		
e) Collections Awaiting Deposit		9140	0.00		
2) Investments		9150	0.00		
3) Accounts Receivable		9200	70,193,492.40		
4) Due from Grantor Government		9290	0.00		
5) Due from Other Funds		9310	0.00		
6) Stores		9320	0.00		
7) Prepaid Expenditures		9330	13,639,838.42		
8) Other Current Assets		9340	4,774,322.00		
9) Lease Receivable		9380	0.00		
10) Fixed Assets					
a) Land		9410	0.00		
b) Land Improvements		9420	0.00		

Description	Resource Codes	Object Codes	2022-23 Unaudited Actuals	2023-24 Budget	Percent Difference
c) Accumulated Depreciation - Land Improvements		9425	0.00		
d) Buildings		9430	0.00		
e) Accumulated Depreciation - Buildings		9435	0.00		
f) Equipment		9440	0.00		
g) Accumulated Depreciation - Equipment		9445	0.00		
h) Work in Progress		9450	0.00		
i) Lease Assets		9460	0.00		
j) Accumulated Amortization-Lease Assets		9465	0.00		
k) Subscription Assets		9470	0.00		
l) Accumulated Amortization-Subscription Assets		9475	0.00		
11) TOTAL, ASSETS			1,028,180,942.19		
H. DEFERRED OUTFLOWS OF RESOURCES					
1) Deferred Outflows of Resources		9490	7,784,352.60		
2) TOTAL, DEFERRED OUTFLOWS			7,784,352.60		
I. LIABILITIES					
1) Accounts Payable		9500	31,670,750.63		
2) Due to Grantor Governments		9590	0.00		
3) Due to Other Funds		9610	0.00		
4) Current Loans		9640			
5) Unearned Revenue		9650	0.00		
6) Long-Term Liabilities					
a) Subscription Liability		9660	0.00		
b) Net Pension Liability		9663	11,439,762.37		
c) Total/Net OPEB Liability		9664	9,757,585.53		
d) Compensated Absences		9665	0.00		
e) COPs Payable		9666	0.00		
f) Leases Payable		9667	0.00		
g) Lease Revenue Bonds Payable		9668	0.00		
h) Other General Long-Term Liabilities		9669	608,602,862.00		
7) TOTAL, LIABILITIES			661,470,960.53		
J. DEFERRED INFLOWS OF RESOURCES					
1) Deferred Inflows of Resources		9690	8,306,412.88		
2) TOTAL, DEFERRED INFLOWS			8,306,412.88		
K. NET POSITION					
Net Position, June 30 (must agree with line F2) (G11 + H2) - (I7 + J2)			366,187,921.38		
OTHER STATE REVENUE					
STRS On-Behalf Pension Contributions	7690	8590	0.00	0.00	0.0%
All Other State Revenue	All Other	8590	0.00	0.00	0.0%
TOTAL, OTHER STATE REVENUE			0.00	0.00	0.0%
OTHER LOCAL REVENUE					
Other Local Revenue					
Sales					
Sale of Equipment/Supplies		8631	0.00	0.00	0.0%
Interest		8660	28,001,737.09	17,440,339.00	-37.7%
Net Increase (Decrease) in the Fair Value of Investments		8662	(8,714,672.21)	0.00	-100.0%
Fees and Contracts					
In-District Premiums/					
Contributions		8674	1,366,691,184.73	1,272,941,382.00	-6.9%
All Other Fees and Contracts		8689	0.00	0.00	0.0%
Other Local Revenue					
All Other Local Revenue		8699	11,704,044.76	0.00	-100.0%
All Other Transfers In from All Others		8799	0.00	0.00	0.0%
TOTAL, OTHER LOCAL REVENUE			1,397,682,294.37	1,290,381,721.00	-7.7%
TOTAL, REVENUES			1,397,682,294.37	1,290,381,721.00	-7.7%
CERTIFICATED SALARIES					
Certificated Pupil Support Salaries		1200	0.00	0.00	0.0%
Certificated Supervisors' and Administrators' Salaries		1300	(.01)	0.00	-100.0%
TOTAL, CERTIFICATED SALARIES			(.01)	0.00	-100.0%
CLASSIFIED SALARIES					
Classified Support Salaries		2200	2,887.00	0.00	-100.0%

Description	Resource Codes	Object Codes	2022-23 Unaudited Actuals	2023-24 Budget	Percent Difference
Classified Supervisors' and Administrators' Salaries		2300	2,155,271.19	2,816,091.00	30.7%
Clerical, Technical and Office Salaries		2400	4,263,643.93	4,717,865.00	10.7%
Other Classified Salaries		2900	0.00	15,021.00	New
TOTAL, CLASSIFIED SALARIES			6,421,802.12	7,548,977.00	17.6%
EMPLOYEE BENEFITS					
STRS		3101-3102	749.83	0.00	-100.0%
PERS		3201-3202	852,414.60	2,010,108.00	135.8%
OASDI/Medicare/Alternative		3301-3302	467,742.84	577,228.00	23.4%
Health and Welfare Benefits		3401-3402	1,007,054.97	991,494.00	-1.5%
Unemployment Insurance		3501-3502	32,202.49	3,828.00	-88.1%
Workers' Compensation		3601-3602	199,432.70	189,706.00	-4.9%
OPEB, Allocated		3701-3702	78.27	217,542.00	277,837.9%
OPEB, Active Employees		3751-3752	(686,570.47)	293,831.00	-142.8%
Other Employee Benefits		3901-3902	0.00	0.00	0.0%
TOTAL, EMPLOYEE BENEFITS			1,873,105.23	4,283,737.00	128.7%
BOOKS AND SUPPLIES					
Books and Other Reference Materials		4200	0.00	0.00	0.0%
Materials and Supplies		4300	421,226.38	2,155,245.00	411.7%
Noncapitalized Equipment		4400	0.00	1,500.00	New
TOTAL, BOOKS AND SUPPLIES			421,226.38	2,156,745.00	412.0%
SERVICES AND OTHER OPERATING EXPENSES					
Subagreements for Services		5100	0.00	0.00	0.0%
Travel and Conferences		5200	4,918.18	8,214.00	67.0%
Dues and Memberships		5300	2,386.71	2,150.00	-9.9%
Insurance		5400-5450	12,073,711.67	14,820,000.00	22.7%
Operations and Housekeeping Services		5500	0.00	0.00	0.0%
Rentals, Leases, Repairs, and Noncapitalized Improvements		5600	352.66	5,500.00	1,459.6%
Transfers of Direct Costs - Interfund		5750	0.00	0.00	0.0%
Professional/Consulting Services and					
Operating Expenditures		5800	1,302,468,106.32	1,276,045,020.00	-2.0%
Communications		5900	308,461.72	448,004.00	45.2%
TOTAL, SERVICES AND OTHER OPERATING EXPENSES			1,314,857,937.26	1,291,328,888.00	-1.8%
DEPRECIATION AND AMORTIZATION					
Depreciation Expense		6900	0.00	0.00	0.0%
Amortization Expense-Lease Assets		6910	0.00	0.00	0.0%
Amortization Expense-Subscription Assets		6920	0.00	0.00	0.0%
TOTAL, DEPRECIATION AND AMORTIZATION			0.00	0.00	0.0%
TOTAL, EXPENSES			1,323,574,070.98	1,305,318,347.00	-1.4%
INTERFUND TRANSFERS					
INTERFUND TRANSFERS IN					
Other Authorized Interfund Transfers In		8919	0.00	0.00	0.0%
(a) TOTAL, INTERFUND TRANSFERS IN			0.00	0.00	0.0%
INTERFUND TRANSFERS OUT					
Other Authorized Interfund Transfers Out		7619	0.00	0.00	0.0%
(b) TOTAL, INTERFUND TRANSFERS OUT			0.00	0.00	0.0%
OTHER SOURCES/USES					
SOURCES					
Other Sources					
Transfers from Funds of Lapsed/Reorganized LEAs		8965	0.00	0.00	0.0%
(c) TOTAL, SOURCES			0.00	0.00	0.0%
USES					
Transfers of Funds from Lapsed/Reorganized LEAs		7651	0.00	0.00	0.0%
(d) TOTAL, USES			0.00	0.00	0.0%
CONTRIBUTIONS					
Contributions from Unrestricted Revenues		8980	0.00	0.00	0.0%
Contributions from Restricted Revenues		8990	0.00	0.00	0.0%
(e) TOTAL, CONTRIBUTIONS			0.00	0.00	0.0%
TOTAL, OTHER FINANCING SOURCES/USES					
(a - b + c - d + e)			0.00	0.00	0.0%

Description	Function Codes	Object Codes	2022-23 Unaudited Actuals	2023-24 Budget	Percent Difference
A. REVENUES					
1) LCFF Sources		8010-8099	0.00	0.00	0.0%
2) Federal Revenue		8100-8299	0.00	0.00	0.0%
3) Other State Revenue		8300-8599	0.00	0.00	0.0%
4) Other Local Revenue		8600-8799	1,397,682,294.37	1,290,381,721.00	-7.7%
5) TOTAL, REVENUES			1,397,682,294.37	1,290,381,721.00	-7.7%
B. EXPENSES (Objects 1000-7999)					
1) Instruction	1000-1999		0.00	0.00	0.0%
2) Instruction - Related Services	2000-2999		0.00	0.00	0.0%
3) Pupil Services	3000-3999		0.00	0.00	0.0%
4) Ancillary Services	4000-4999		0.00	0.00	0.0%
5) Community Services	5000-5999		0.00	0.00	0.0%
6) Enterprise	6000-6999		1,323,574,070.98	1,305,318,347.00	-1.4%
7) General Administration	7000-7999		0.00	0.00	0.0%
8) Plant Services	8000-8999		0.00	0.00	0.0%
9) Other Outgo	9000-9999	Except 7600-7699	0.00	0.00	0.0%
10) TOTAL, EXPENSES			1,323,574,070.98	1,305,318,347.00	-1.4%
C. EXCESS (DEFICIENCY) OF REVENUES OVER EXPENSES BEFORE OTHER FINANCING SOURCES AND USES (A5 - B10)			74,108,223.39	(14,936,626.00)	-120.2%
D. OTHER FINANCING SOURCES/USES					
1) Interfund Transfers					
a) Transfers In		8900-8929	0.00	0.00	0.0%
b) Transfers Out		7600-7629	0.00	0.00	0.0%
2) Other Sources/Uses					
a) Sources		8930-8979	0.00	0.00	0.0%
b) Uses		7630-7699	0.00	0.00	0.0%
3) Contributions		8980-8999	0.00	0.00	0.0%
4) TOTAL, OTHER FINANCING SOURCES/USES			0.00	0.00	0.0%
E. NET INCREASE (DECREASE) IN NET POSITION (C + D4)			74,108,223.39	(14,936,626.00)	-120.2%
F. NET POSITION					
1) Beginning Net Position					
a) As of July 1 - Unaudited		9791	292,079,697.99	366,187,921.38	25.4%
b) Audit Adjustments		9793	0.00	0.00	0.0%
c) As of July 1 - Audited (F1a + F1b)			292,079,697.99	366,187,921.38	25.4%
d) Other Restatements		9795	0.00	(30,246,587.38)	New
e) Adjusted Beginning Net Position (F1c + F1d)			292,079,697.99	335,941,334.00	15.0%
2) Ending Net Position, June 30 (E + F1e)			366,187,921.38	321,004,708.00	-12.3%
Components of Ending Net Position					
a) Net Investment in Capital Assets		9796	0.00	0.00	0.0%
b) Restricted Net Position		9797	0.00	0.00	0.0%
c) Unrestricted Net Position		9790	366,187,921.38	321,004,708.00	-12.3%

Resource	Description	2022-23 Unaudited Actuals	2023-24 Budget
Total, Restricted Net Position		0,00	0,00

Description	Resource Codes	Object Codes	2022-23 Unaudited Actuals	2023-24 Budget	Percent Difference
A. REVENUES					
1) LCFF Sources		8010-8099	0.00	0.00	0.0%
2) Federal Revenue		8100-8299	0.00	0.00	0.0%
3) Other State Revenue		8300-8599	0.00	0.00	0.0%
4) Other Local Revenue		8600-8799	30,356,384.67	211,000,000.00	595.1%
5) TOTAL, REVENUES			30,356,384.67	211,000,000.00	595.1%
B. EXPENSES					
1) Certificated Salaries		1000-1999	0.00	0.00	0.0%
2) Classified Salaries		2000-2999	0.00	0.00	0.0%
3) Employee Benefits		3000-3999	0.00	0.00	0.0%
4) Books and Supplies		4000-4999	0.00	0.00	0.0%
5) Services and Other Operating Expenses		5000-5999	406,237.16	490,873.00	20.8%
6) Depreciation and Amortization		6000-6999	0.00	0.00	0.0%
7) Other Outgo (excluding Transfers of Indirect Costs)		7100-7299, 7400-7499	0.00	0.00	0.0%
8) Other Outgo - Transfers of Indirect Costs		7300-7399	0.00	0.00	0.0%
9) TOTAL, EXPENSES			406,237.16	490,873.00	20.8%
C. EXCESS (DEFICIENCY) OF REVENUES OVER EXPENSES BEFORE OTHER FINANCING SOURCES AND USES (A5 - B9)			29,950,147.51	210,509,127.00	602.9%
D. OTHER FINANCING SOURCES/USES					
1) Interfund Transfers					
a) Transfers In		8900-8929	0.00	0.00	0.0%
b) Transfers Out		7600-7629	0.00	0.00	0.0%
2) Other Sources/Uses					
a) Sources		8930-8979	0.00	0.00	0.0%
b) Uses		7630-7699	0.00	0.00	0.0%
3) Contributions		8980-8999	0.00	0.00	0.0%
4) TOTAL, OTHER FINANCING SOURCES/USES			0.00	0.00	0.0%
E. NET INCREASE (DECREASE) IN NET POSITION (C + D4)			29,950,147.51	210,509,127.00	602.9%
F. NET POSITION					
1) Beginning Net Position					
a) As of July 1 - Unaudited		9791	469,939,493.00	499,889,640.51	6.4%
b) Audit Adjustments		9793	0.00	0.00	0.0%
c) As of July 1 - Audited (F1a + F1b)			469,939,493.00	499,889,640.51	6.4%
d) Other Restatements		9795	0.00	128,450,041.49	New
e) Adjusted Beginning Net Position (F1c + F1d)			469,939,493.00	628,339,682.00	33.7%
2) Ending Net Position, June 30 (E + F1e)			499,889,640.51	838,848,809.00	67.8%
Components of Ending Net Position					
a) Net Investment in Capital Assets		9796	0.00	0.00	0.0%
b) Restricted Net Position		9797	499,889,640.51	838,848,809.00	67.8%
c) Unrestricted Net Position		9790	0.00	0.00	0.0%
G. ASSETS					
1) Cash					
a) in County Treasury		9110	0.00		
1) Fair Value Adjustment to Cash in County Treasury		9111	0.00		
b) in Banks		9120	0.00		
c) in Revolving Cash Account		9130	0.00		
d) with Fiscal Agent/Trustee		9135	499,889,640.51		
e) Collections Awaiting Deposit		9140	0.00		
2) Investments		9150	0.00		
3) Accounts Receivable		9200	0.00		
4) Due from Grantor Government		9290	0.00		
5) Due from Other Funds		9310	0.00		
6) Stores		9320	0.00		
7) Prepaid Expenditures		9330	0.00		
8) Other Current Assets		9340	0.00		
9) Lease Receivable		9380	0.00		
10) Fixed Assets		9400			
11) TOTAL, ASSETS			499,889,640.51		
H. DEFERRED OUTFLOWS OF RESOURCES					

Description	Resource Codes	Object Codes	2022-23 Unaudited Actuals	2023-24 Budget	Percent Difference
1) Deferred Outflows of Resources		9490	0.00		
2) TOTAL, DEFERRED OUTFLOWS			0.00		
I. LIABILITIES					
1) Accounts Payable		9500	0.00		
2) Due to Grantor Governments		9590	0.00		
3) Due to Other Funds		9610	0.00		
4) Current Loans		9640			
5) Unearned Revenue		9650	0.00		
6) Long-Term Liabilities					
b) Net Pension Liability		9663	0.00		
c) Total/Net OPEB Liability		9664	0.00		
d) Compensated Absences		9665	0.00		
e) COPs Payable		9666	0.00		
f) Leases Payable		9667	0.00		
g) Lease Revenue Bonds Payable		9668	0.00		
h) Other General Long-Term Liabilities		9669	0.00		
7) TOTAL, LIABILITIES			0.00		
J. DEFERRED INFLOWS OF RESOURCES					
1) Deferred Inflows of Resources		9690	0.00		
2) TOTAL, DEFERRED INFLOWS			0.00		
K. NET POSITION					
Net Position, June 30 (must agree with line F2) (G11 + H2) - (I7 + J2)			499,889,640.51		
OTHER LOCAL REVENUE					
Other Local Revenue					
Interest		8660	0.00	0.00	0.0%
Net Increase (Decrease) in the Fair Value of Investments		8662	30,356,384.67	0.00	-100.0%
Fees and Contracts					
In-District Premiums/					
Contributions		8674	0.00	211,000,000.00	New
Other Local Revenue					
All Other Local Revenue		8699	0.00	0.00	0.0%
TOTAL, OTHER LOCAL REVENUE			30,356,384.67	211,000,000.00	595.1%
TOTAL, REVENUES			30,356,384.67	211,000,000.00	595.1%
SERVICES AND OTHER OPERATING EXPENSES					
Subagreements for Services		5100	0.00	0.00	0.0%
Professional/Consulting Services and					
Operating Expenditures		5800	406,237.16	490,873.00	20.8%
TOTAL, SERVICES AND OTHER OPERATING EXPENSES			406,237.16	490,873.00	20.8%
TOTAL, EXPENSES			406,237.16	490,873.00	20.8%
INTERFUND TRANSFERS					
INTERFUND TRANSFERS IN					
Other Authorized Interfund Transfers In		8919	0.00	0.00	0.0%
(a) TOTAL, INTERFUND TRANSFERS IN			0.00	0.00	0.0%
OTHER SOURCES/USES					
SOURCES					
Other Sources					
Transfers from Funds of Lapsed/Reorganized LEAs		8965	0.00	0.00	0.0%
All Other Financing Sources		8979	0.00	0.00	0.0%
(c) TOTAL, SOURCES			0.00	0.00	0.0%
USES					
Transfers of Funds from Lapsed/Reorganized LEAs		7651	0.00	0.00	0.0%
(d) TOTAL, USES			0.00	0.00	0.0%
CONTRIBUTIONS					
Contributions from Unrestricted Revenues		8980	0.00	0.00	0.0%
Contributions from Restricted Revenues		8990	0.00	0.00	0.0%
(e) TOTAL, CONTRIBUTIONS			0.00	0.00	0.0%
TOTAL, OTHER FINANCING SOURCES/USES					
(a + c - d + e)			0.00	0.00	0.0%

Description	Function Codes	Object Codes	2022-23 Unaudited Actuals	2023-24 Budget	Percent Difference
A. REVENUES					
1) LCFF Sources		8010-8099	0.00	0.00	0.0%
2) Federal Revenue		8100-8299	0.00	0.00	0.0%
3) Other State Revenue		8300-8599	0.00	0.00	0.0%
4) Other Local Revenue		8600-8799	30,356,384.67	211,000,000.00	595.1%
5) TOTAL, REVENUES			30,356,384.67	211,000,000.00	595.1%
B. EXPENSES (Objects 1000-7999)					
1) Instruction	1000-1999		0.00	0.00	0.0%
2) Instruction - Related Services	2000-2999		0.00	0.00	0.0%
3) Pupil Services	3000-3999		0.00	0.00	0.0%
4) Ancillary Services	4000-4999		0.00	0.00	0.0%
5) Community Services	5000-5999		0.00	0.00	0.0%
6) Enterprise	6000-6999		406,237.16	490,873.00	20.8%
7) General Administration	7000-7999		0.00	0.00	0.0%
8) Plant Services	8000-8999		0.00	0.00	0.0%
9) Other Outgo	9000-9999	Except 7600-7699	0.00	0.00	0.0%
10) TOTAL, EXPENSES			406,237.16	490,873.00	20.8%
C. EXCESS (DEFICIENCY) OF REVENUES OVER EXPENSES BEFORE OTHER FINANCING SOURCES AND USES (A5 - B10)			29,950,147.51	210,509,127.00	602.9%
D. OTHER FINANCING SOURCES/USES					
1) Interfund Transfers					
a) Transfers In		8900-8929	0.00	0.00	0.0%
b) Transfers Out		7600-7629	0.00	0.00	0.0%
2) Other Sources/Uses					
a) Sources		8930-8979	0.00	0.00	0.0%
b) Uses		7630-7699	0.00	0.00	0.0%
3) Contributions		8980-8999	0.00	0.00	0.0%
4) TOTAL, OTHER FINANCING SOURCES/USES			0.00	0.00	0.0%
E. NET INCREASE (DECREASE) IN NET POSITION (C + D4)			29,950,147.51	210,509,127.00	602.9%
F. NET POSITION					
1) Beginning Net Position					
a) As of July 1 - Unaudited		9791	469,939,493.00	499,889,640.51	6.4%
b) Audit Adjustments		9793	0.00	0.00	0.0%
c) As of July 1 - Audited (F1a + F1b)			469,939,493.00	499,889,640.51	6.4%
d) Other Restatements		9795	0.00	128,450,041.49	New
e) Adjusted Beginning Net Position (F1c + F1d)			469,939,493.00	628,339,682.00	33.7%
2) Ending Net Position, June 30 (E + F1e)			499,889,640.51	838,848,809.00	67.8%
Components of Ending Net Position					
a) Net Investment in Capital Assets		9796	0.00	0.00	0.0%
b) Restricted Net Position		9797	499,889,640.51	838,848,809.00	67.8%
c) Unrestricted Net Position		9790	0.00	0.00	0.0%

		2022-23 Unaudited Actuals	2023-24 Budget
Resource	Description		
9010	Other Restricted Local	499,889,640.51	838,848,809.00
Total, Restricted Net Position		499,889,640.51	838,848,809.00

Description	2022-23 Unaudited Actuals			2023-24 Budget		
	P-2 ADA	Annual ADA	Funded ADA	Estimated P-2 ADA	Estimated Annual ADA	Estimated Funded ADA
A. DISTRICT						
1. Total District Regular ADA Includes Opportunity Classes, Home & Hospital, Special Day Class, Continuation Education, Special Education NPS/LCI and Extended Year, and Community Day School (includes Necessary Small School ADA)	347,653.01	348,194.24	398,378.20	339,755.99	339,530.54	375,536.86
2. Total Basic Aid Choice/Court Ordered Voluntary Pupil Transfer Regular ADA Includes Opportunity Classes, Home & Hospital, Special Day Class, Continuation Education, Special Education NPS/LCI and Extended Year, and Community Day School (ADA not included in Line A1 above)						
3. Total Basic Aid Open Enrollment Regular ADA Includes Opportunity Classes, Home & Hospital, Special Day Class, Continuation Education, Special Education NPS/LCI and Extended Year, and Community Day School (ADA not included in Line A1 above)						
4. Total, District Regular ADA (Sum of Lines A1 through A3)	347,653.01	348,194.24	398,378.20	339,755.99	339,530.54	375,536.86
5. District Funded County Program ADA						
a. County Community Schools	62.99	59.38	62.99	62.86	62.86	62.86
b. Special Education-Special Day Class						
c. Special Education-NPS/LCI						
d. Special Education Extended Year						
e. Other County Operated Programs: Opportunity Schools and Full Day Opportunity Classes, Specialized Secondary Schools	304.02	290.84	304.02	304.02	304.02	304.02
f. County School Tuition Fund (Out of State Tuition) [EC 2000 and 46380]						
g. Total, District Funded County Program ADA (Sum of Lines A5a through A5f)	367.01	350.22	367.01	366.88	366.88	366.88
6. TOTAL DISTRICT ADA (Sum of Line A4 and Line A5g)	348,020.02	348,544.46	398,745.21	340,122.87	339,897.42	375,903.74
7. Adults in Correctional Facilities						
8. Charter School ADA (Enter Charter School ADA using Tab C. Charter School ADA)						

Description	2022-23 Unaudited Actuals			2023-24 Budget		
	P-2 ADA	Annual ADA	Funded ADA	Estimated P-2 ADA	Estimated Annual ADA	Estimated Funded ADA
B. COUNTY OFFICE OF EDUCATION						
1. County Program Alternative Education Grant ADA						
a. County Group Home and Institution Pupils						
b. Juvenile Halls, Homes, and Camps						
c. Probation Referred, On Probation or Parole, Expelled per EC 48915(a) or (c) [EC 2574(c)(4)(A)]						
d. Total, County Program Alternative Education ADA (Sum of Lines B1a through B1c)	0.00	0.00	0.00	0.00	0.00	0.00
2. District Funded County Program ADA						
a. County Community Schools						
b. Special Education-Special Day Class						
c. Special Education-NPS/LCI						
d. Special Education Extended Year						
e. Other County Operated Programs: Opportunity Schools and Full Day Opportunity Classes, Specialized Secondary Schools						
f. County School Tuition Fund (Out of State Tuition) [EC 2000 and 46380]						
g. Total, District Funded County Program ADA (Sum of Lines B2a through B2f)	0.00	0.00	0.00	0.00	0.00	0.00
3. TOTAL COUNTY OFFICE ADA (Sum of Lines B1d and B2g)	0.00	0.00	0.00	0.00	0.00	0.00
4. Adults in Correctional Facilities						
5. County Operations Grant ADA						
6. Charter School ADA (Enter Charter School ADA using Tab C. Charter School ADA)						

Description	2022-23 Unaudited Actuals			2023-24 Budget		
	P-2 ADA	Annual ADA	Funded ADA	Estimated P-2 ADA	Estimated Annual ADA	Estimated Funded ADA
C. CHARTER SCHOOL ADA						
Authorizing LEAs reporting charter school SACS financial data in their Fund 01, 09, or 62 use this worksheet to report ADA for those charter schools.						
Charter schools reporting SACS financial data separately from their authorizing LEAs in Fund 01 or Fund 62 use this worksheet to report their ADA.						
FUND 01: Charter School ADA corresponding to SACS financial data reported in Fund 01.						
1. Total Charter School Regular ADA	35,523.32	35,465.60	35,523.32	34,020.45	33,943.78	34,020.45
2. Charter School County Program Alternative Education ADA						
a. County Group Home and Institution Pupils						
b. Juvenile Halls, Homes, and Camps						
c. Probation Referred, On Probation or Parole, Expelled per EC 48915(a) or (c) [EC 2574(c)(4)(A)]						
d. Total, Charter School County Program Alternative Education ADA (Sum of Lines C2a through C2c)	0.00	0.00	0.00	0.00	0.00	0.00
3. Charter School Funded County Program ADA						
a. County Community Schools						
b. Special Education-Special Day Class						
c. Special Education-NPS/LCI						
d. Special Education Extended Year						
e. Other County Operated Programs: Opportunity Schools and Full Day Opportunity Classes, Specialized Secondary Schools						
f. Total, Charter School Funded County Program ADA (Sum of Lines C3a through C3e)	0.00	0.00	0.00	0.00	0.00	0.00
4. TOTAL CHARTER SCHOOL ADA (Sum of Lines C1, C2d, and C3f)	35,523.32	35,465.60	35,523.32	34,020.45	33,943.78	34,020.45
FUND 09 or 62: Charter School ADA corresponding to SACS financial data reported in Fund 09 or Fund 62.						
5. Total Charter School Regular ADA						
6. Charter School County Program Alternative Education ADA						
a. County Group Home and Institution Pupils						
b. Juvenile Halls, Homes, and Camps						
c. Probation Referred, On Probation or Parole, Expelled per EC 48915(a) or (c) [EC 2574(c)(4)(A)]						
d. Total, Charter School County Program Alternative Education ADA (Sum of Lines C6a through C6c)	0.00	0.00	0.00	0.00	0.00	0.00
7. Charter School Funded County Program ADA						
a. County Community Schools						
b. Special Education-Special Day Class						
c. Special Education-NPS/LCI						
d. Special Education Extended Year						
e. Other County Operated Programs: Opportunity Schools and Full Day Opportunity Classes, Specialized Secondary Schools						
f. Total, Charter School Funded County Program ADA (Sum of Lines C7a through C7e)	0.00	0.00	0.00	0.00	0.00	0.00
8. TOTAL CHARTER SCHOOL ADA (Sum of Lines C5, C6d, and C7f)	0.00	0.00	0.00	0.00	0.00	0.00
9. TOTAL CHARTER SCHOOL ADA Reported in Fund 01, 09, or 62 (Sum of Lines C4 and C8)	35,523.32	35,465.60	35,523.32	34,020.45	33,943.78	34,020.45

	Unaudited Balance July 1	Audit Adjustments/ Restatements	Audited Balance July 1	Increases	Decreases	Ending Balance June 30
Governmental Activities:						
Capital assets not being depreciated:						
Land	3,100,670,748.53	0.00	3,100,670,748.53	846,746.49		3,101,517,495.02
Work in Progress	2,148,349,361.84	37,018,297.86	2,185,367,659.70	868,655,533.62	304,925,899.73	2,749,097,293.59
Total capital assets not being depreciated	5,249,020,110.37	37,018,297.86	5,286,038,408.23	869,502,280.11	304,925,899.73	5,850,614,788.61
Capital assets being depreciated:						
Land Improvements	876,728,450.06	644,665.98	877,373,116.04	19,475,716.27	0.00	896,848,832.31
Buildings	17,399,026,444.43	325,307.55	17,399,351,751.98	259,310,961.37	0.00	17,658,662,713.35
Equipment	2,571,724,421.30	3,271,773.12	2,574,996,194.42	64,107,243.35	5,358,241.34	2,633,745,196.43
Total capital assets being depreciated	20,847,479,315.79	4,241,746.65	20,851,721,062.44	342,893,920.99	5,358,241.34	21,189,256,742.09
Accumulated Depreciation for:						
Land Improvements	(542,386,387.59)	(22,448.91)	(542,408,836.50)	(31,277,304.96)	0.00	(573,686,141.46)
Buildings	(8,092,484,089.90)	(9,210.97)	(8,092,493,300.87)	(500,045,237.64)	0.00	(8,592,538,538.51)
Equipment	(2,179,526,520.46)	136,119.36	(2,179,390,401.10)	(95,663,755.24)	(5,178,336.64)	(2,269,875,819.70)
Total accumulated depreciation	(10,814,396,997.95)	104,459.48	(10,814,292,538.47)	(626,986,297.84)	(5,178,336.64)	(11,436,100,499.67)
Total capital assets being depreciated, net excluding lease and subscription assets	10,033,082,317.84	4,346,206.13	10,037,428,523.97	(284,092,376.85)	179,904.70	9,753,156,242.42
Lease Assets	62,006,206.20		62,006,206.20	3,525,741.33		65,531,947.53
Accumulated amortization for lease assets	(5,190,238.18)		(5,190,238.18)	(5,371,403.13)		(10,561,641.31)
Total lease assets, net	56,815,968.02	0.00	56,815,968.02	(1,845,661.80)	0.00	54,970,306.22
Subscription Assets			0.00	55,310,939.09		55,310,939.09
Accumulated amortization for subscription assets			0.00	(19,878,975.27)		(19,878,975.27)
Total subscription assets, net	0.00	0.00	0.00	35,431,963.82	0.00	35,431,963.82
Governmental activity capital assets, net	15,338,918,396.23	41,364,503.99	15,380,282,900.22	618,996,205.28	305,105,804.43	15,694,173,301.07
Business-Type Activities:						
Capital assets not being depreciated:						
Land			0.00			0.00
Work in Progress			0.00			0.00
Total capital assets not being depreciated	0.00	0.00	0.00	0.00	0.00	0.00
Capital assets being depreciated:						
Land Improvements			0.00			0.00
Buildings			0.00			0.00
Equipment			0.00			0.00
Total capital assets being depreciated	0.00	0.00	0.00	0.00	0.00	0.00
Accumulated Depreciation for:						
Land Improvements			0.00			0.00
Buildings			0.00			0.00
Equipment			0.00			0.00
Total accumulated depreciation	0.00	0.00	0.00	0.00	0.00	0.00
Total capital assets being depreciated, net excluding lease and subscription assets	0.00	0.00	0.00	0.00	0.00	0.00
Lease Assets			0.00			0.00
Accumulated amortization for lease assets			0.00			0.00
Total lease assets, net	0.00	0.00	0.00	0.00	0.00	0.00
Subscription Assets			0.00			0.00
Accumulated amortization for subscription assets			0.00			0.00
Total subscription assets, net	0.00	0.00	0.00	0.00	0.00	0.00
Business-type activity capital assets, net	0.00	0.00	0.00	0.00	0.00	0.00

Unaudited Actuals
2022-23 Estimated Actuals
GENERAL FUND
Current Expense Formula/Minimum Classroom
Compensation

PART I - CURRENT EXPENSE FORMULA	Total Expense for Year (1)	EDP No.	Reductions (See Note 1) (2)	EDP No.	Current Expense of Education (Col 1 - Col 2) (3)	EDP No.	Reductions (Extracted) (See Note 2) (4a)	Reductions (Overrides)* (See Note 2) (4b)	EDP No.	Current Expense- Part II (Col 3 - Col 4) (5)	EDP No.
1000 - Certificated Salaries	3,468,019,084.92	301	1,771,140.12	303	3,466,247,944.80	305	61,436,992.03		307	3,404,810,952.77	309
2000 - Classified Salaries	1,348,758,048.03	311	21,727,792.81	313	1,327,030,255.22	315	135,297,554.12		317	1,191,732,701.10	319
3000 - Employee Benefits	2,592,680,406.70	321	9,049,161.89	323	2,583,631,244.81	325	92,971,554.47		327	2,490,659,690.34	329
4000 - Books, Supplies Equip Replace. (6500)	672,736,059.20	331	10,849,153.09	333	661,886,906.11	335	60,252,027.21		337	601,634,878.90	339
5000 - Services . . & 7300 - Indirect Costs	1,207,904,649.12	341	32,367,452.06	343	1,175,537,197.06	345	261,272,245.70		347	914,264,951.36	349
TOTAL					9,214,333,548.00	365	TOTAL			8,603,103,174.47	369

Note 1 - In Column 2, report expenditures for the following programs: Nonagency (Goals 7100-7199), Community Services (Goal 8100), Food Services (Function 3700), Fringe Benefits for Retired Persons (Objects 3701-3702), and Facilities Acquisition & Construction (Function 8500).

Note 2 - In Column 4, report expenditures for: Transportation (Function 3600), Lottery Expenditures (Resource 1100), Special Education Students in Nonpublic Schools (Function 1180), and other federal or state categorical aid in which funds were granted for expenditures in a program not incurring any teacher salary expenditures or requiring disbursement of the funds without regard to the requirements of EC Section 41372.

* If an amount (even zero) is entered in any row of Column 4b or in Line 13b, the form uses only the values in Column 4b and Line 13b rather than the values in Column 4a and Line 13a.

PART II: MINIMUM CLASSROOM COMPENSATION (Instruction, Functions 1000-1999)	Object	EDP No.
1. Teacher Salaries as Per EC 41011.	1100	2,313,988,641.25 375
2. Salaries of Instructional Aides Per EC 41011.	2100	316,843,831.97 380
3. STRS.	3101 & 3102	633,800,780.83 382
4. PERS.	3201 & 3202	79,956,405.47 383
5. OASDI - Regular, Medicare and Alternative.	3301 & 3302	62,516,000.81 384
6. Health & Welfare Benefits (EC 41372) (Include Health, Dental, Vision, Pharmaceutical, and Annuity Plans).	3401 & 3402	451,100,069.48 385
7. Unemployment Insurance.	3501 & 3502	12,959,978.91 390
8. Workers' Compensation Insurance.	3601 & 3602	70,525,566.28 392
9. OPEB, Active Employees (EC 41372).	3751 & 3752	123,357,398.83 393
10. Other Benefits (EC 22310).	3901 & 3902	0.00

11. SUBTOTAL Salaries and Benefits (Sum Lines 1 - 10).	4,065,048,673.83	395
12. Less: Teacher and Instructional Aide Salaries and Benefits deducted in Column 2.	88,263.29	
13a. Less: Teacher and Instructional Aide Salaries and Benefits (other than Lottery) deducted in Column 4a (Extracted).	465,105.34	396
b. Less: Teacher and Instructional Aide Salaries and Benefits (other than Lottery) deducted in Column 4b (Overrides)*.		396
14. TOTAL SALARIES AND BENEFITS.	4,064,495,305.20	397
15. Percent of Current Cost of Education Expended for Classroom Compensation (EDP 397 divided by EDP 369) Line 15 must equal or exceed 60% for elementary, 55% for unified and 50% for high school districts to avoid penalty under provisions of EC 41372.	47.24%	
16. District is exempt from EC 41372 because it meets the provisions of EC 41374. (If exempt, enter 'X')		

PART III: DEFICIENCY AMOUNT

A deficiency amount (Line 5) is only applicable to districts not meeting the minimum classroom compensation percentage required under EC 41372 and not exempt under the provisions of EC 41374.		
1. Minimum percentage required (60% elementary, 55% unified, 50% high)	55.00%	
2. Percentage spent by this district (Part II, Line 15)	47.24%	
3. Percentage below the minimum (Part III, Line 1 minus Line 2)	7.76%	
4. District's Current Expense of Education after reductions in columns 4a or 4b (Part I, EDP 369).	8,603,103,174.47	
5. Deficiency Amount (Part III, Line 3 times Line 4)	667,600,806.34	

PART IV: Explanation for adjustments entered in Part I, Column 4b (required)

[illegible]

Section I - Expenditures	Funds 01, 09, and 62			2022-23 Expenditures
	Goals	Functions	Objects	
A. Total state, federal, and local expenditures (all resources)	All	All	1000-7999	9,437,894,473.23
B. Less all federal expenditures not allowed for MOE (Resources 3000-5999, except 3385)	All	All	1000-7999	2,270,139,201.75
C. Less state and local expenditures not allowed for MOE: (All resources, except federal as identified in Line B)				
1. Community Services	All	5000-5999	1000-7999	3,837,498.61
2. Capital Outlay	All except 7100-7199	All except 5000-5999	6000-6999 except 6600, 6910	86,843,025.10
3. Debt Service	All	9100	5400-5450, 5800, 7430-7439	18,088,295.12
4. Other Transfers Out	All	9200	7200-7299	934,415.00
5. Interfund Transfers Out	All	9300	7600-7629	15,559,940.76
6. All Other Financing Uses	All	9100	7699	0.00
		9200	7651	
7. Nonagency	7100-7199	All except 5000-5999, 9000-9999	1000-7999	1,767,166.09
8. Tuition (Revenue, in lieu of expenditures, to approximate costs of services for which tuition is received)	All	All	8710	0.00

9. Supplemental expenditures made as a result of a Presidentially declared disaster	Manually entered. Must not include expenditures in lines B, C1-C8, D1, or D2.			
10. Total state and local expenditures not allowed for MOE calculation (Sum lines C1 through C9)				127,030,340.68
D. Plus additional MOE expenditures:			1000-7143, 7300-7439	
1. Expenditures to cover deficits for food services (Funds 13 and 61) (If negative, then zero)	All	All	minus 8000-8699	0.00
2. Expenditures to cover deficits for student body activities	Manually entered. Must not include expenditures in lines A or D1.			
E. Total expenditures subject to MOE (Line A minus lines B and C10, plus lines D1 and D2)				7,040,724,930.80
Section II - Expenditures Per ADA				2022-23 Annual ADA/Exps. Per ADA
A. Average Daily Attendance (Form A, Annual ADA column, sum of lines A6 and C9)				384,010.06
B. Expenditures per ADA (Line I.E divided by Line II.A)				18,334.74
Section III - MOE Calculation (For data collection only. Final determination will be done by CDE)	Total			Per ADA

A. Base expenditures (Preloaded expenditures from prior year official CDE MOE calculation). (Note: If the prior year MOE was not met, CDE has adjusted the prior year base to 90 percent of the preceding prior year amount rather than the actual prior year expenditure amount.)	7,339,735,787.83	19,279.12
1. Adjustment to base expenditure and expenditure per ADA amounts for LEAs failing prior year MOE calculation (From Section IV)	0.00	0.00
2. Total adjusted base expenditure amounts (Line A plus Line A.1)	7,339,735,787.83	19,279.12
B. Required effort (Line A.2 times 90%)	6,605,762,209.05	17,351.21
C. Current year expenditures (Line I.E and Line II.B)	7,040,724,930.80	18,334.74
D. MOE deficiency amount, if any (Line B minus Line C) (If negative, then zero)	0.00	0.00

<p>E. MOE determination (If one or both of the amounts in line D are zero, the MOE requirement is met; if both amounts are positive, the MOE requirement is not met. If either column in Line A.2 or Line C equals zero, the MOE calculation is incomplete.)</p> <p>F. MOE deficiency percentage, if MOE not met; otherwise, zero (Line D divided by Line B) (Funding under ESSA covered programs in FY 2024-25 may be reduced by the lower of the two percentages)</p>	MOE Met	
	0.00%	0.00%
<p>SECTION IV - Detail of Adjustments to Base Expenditures (used in Section III, Line A.1)</p>		
Description of Adjustments	Total Expenditures	Expenditures Per ADA
Total adjustments to base expenditures	0.00	0.00

	2022-23 Calculations			2023-24 Calculations		
	Extracted Data	Adjustments*	Entered Data/Totals	Extracted Data	Adjustments*	Entered Data/Totals
A. PRIOR YEAR DATA	2021-22 Actual			2022-23 Actual		
2021-22 Actual Appropriations Limit and Gann ADA are from district's prior year Gann data reported to the CDE)						
1. FINAL PRIOR YEAR APPROPRIATIONS LIMIT (Preload/Line D11, PY column)	3,541,894,266.79		3,541,894,266.79			3,855,780,832.80
2. PRIOR YEAR GANN ADA (Preload/Line B3, PY column)	378,926.13		378,926.13			383,543.34
ADJUSTMENTS TO PRIOR YEAR LIMIT	Adjustments to 2021-22			Adjustments to 2022-23		
3. District Lapses, Reorganizations and Other Transfers						
4. Temporary Voter Approved Increases						
5. Less: Lapses of Voter Approved Increases						
6. TOTAL ADJUSTMENTS TO PRIOR YEAR LIMIT (Lines A3 plus A4 minus A5)		0.00				0.00
7. ADJUSTMENTS TO PRIOR YEAR ADA (Only for district lapses, reorganizations and other transfers, and only if adjustments to the appropriations limit are entered in Line A3 above)						
B. CURRENT YEAR GANN ADA	2022-23 P2 Report			2023-24 P2 Estimate		
2022-23 data should tie to Principal Apportionment Data Collection attendance reports and include ADA for charter schools reporting with the district)						
1. Total K-12 ADA (Form A, Line A6)	348,020.02		348,020.02	340,122.87		340,122.87
2. Total Charter Schools ADA (Form A, Line C9)	35,523.32		35,523.32	34,020.45		34,020.45
3. TOTAL CURRENT YEAR P2 ADA (Line B1 plus B2)		383,543.34				374,143.32
C. CURRENT YEAR LOCAL PROCEEDS OF TAXES/STATE AID RECEIVED	2022-23 Actual			2023-24 Budget		
TAXES AND SUBVENTIONS (Funds 01, 09, and 62)						
1. Homeowners' Exemption (Object 8021)	6,470,437.51		6,470,437.51	6,475,853.00		6,475,853.00
2. Timber Yield Tax (Object 8022)	0.00		0.00	0.00		0.00
3. Other Subventions/In-Lieu Taxes (Object 8029)	9,411,931.17		9,411,931.17	9,412,149.00		9,412,149.00
4. Secured Roll Taxes (Object 8041)	1,480,018,488.79		1,480,018,488.79	1,442,590,208.00		1,442,590,208.00
5. Unsecured Roll Taxes (Object 8042)	45,878,357.69		45,878,357.69	45,878,358.00		45,878,358.00
6. Prior Years' Taxes (Object 8043)	74,906,292.64		74,906,292.64	81,259,878.00		81,259,878.00
7. Supplemental Taxes (Object 8044)	41,464,871.00		41,464,871.00	44,805,240.00		44,805,240.00
8. Ed. Rev. Augmentation Fund (ERAF) (Object 8045)	298,516,357.46		298,516,357.46	262,768,082.00		262,768,082.00
9. Penalties and Int. from Delinquent Taxes (Object 8048)	579,413.63		579,413.63	0.00		0.00
10. Other In-Lieu Taxes (Object 8082)	0.00		0.00	0.00		0.00
11. Comm. Redevelopment Funds (objects 8047 & 8625)	145,678,269.90		145,678,269.90	137,536,872.00		137,536,872.00
12. Parcel Taxes (Object 8621)	0.00		0.00	0.00		0.00
13. Other Non-Ad Valorem Taxes (Object 8622) (Taxes only)	0.00		0.00	0.00		0.00
14. Penalties and Int. from Delinquent Non-LCFF Taxes (Object 8629) (Only those for the above taxes)	0.00		0.00	0.00		0.00
15. Transfers to Charter Schools in Lieu of Property Taxes (Object 8096)						
16. TOTAL TAXES AND SUBVENTIONS (Lines C1 through C15)	2,102,924,419.79	0.00	2,102,924,419.79	2,030,726,640.00	0.00	2,030,726,640.00
OTHER LOCAL REVENUES (Funds 01, 09, and 62)						
17. To General Fund from Bond Interest and Redemption Fund (Excess debt service taxes) (Object 8914)	0.00		0.00	0.00		0.00
18. TOTAL LOCAL PROCEEDS OF TAXES (Lines C16 plus C17)	2,102,924,419.79	0.00	2,102,924,419.79	2,030,726,640.00	0.00	2,030,726,640.00
EXCLUDED APPROPRIATIONS						
19a. Medicare (Enter federally mandated amounts only from objs. 3301 & 3302; do not include negotiated amounts)		75,598,778.01				83,139,106.00
19b. Qualified Capital Outlay Projects						
19c. Routine Restricted Maintenance Account (Fund 01, Resource 8150, Objects 8900-8999)	302,310,156.03		302,310,156.03	310,551,000.00		310,551,000.00
OTHER EXCLUSIONS						
20. Americans with Disabilities Act						
21. Unreimbursed Court Mandated Desegregation Costs						
22. Other Unfunded Court-ordered or Federal Mandates						
23. TOTAL EXCLUSIONS (Lines C19 through C22)	302,310,156.03	0.00	377,908,934.04	310,551,000.00	0.00	393,690,106.00
STATE AID RECEIVED (Funds 01, 09, and 62)						
24. LCFF - CY (objects 8011 and 8012)	4,842,275,236.38		4,842,275,236.38	5,080,099,479.00		5,080,099,479.00
25. LCFF/Revenue Limit State Aid - Prior Years (Object 8019)	4,056,475.56		4,056,475.56	0.00		0.00
26. TOTAL STATE AID RECEIVED (Lines C24 plus C25)	4,846,331,711.94	0.00	4,846,331,711.94	5,080,099,479.00	0.00	5,080,099,479.00
DATA FOR INTEREST CALCULATION						
27. Total Revenues (Funds 01, 09 & 62; objects 8000-8799)	11,729,314,475.45		11,729,314,475.45	10,531,003,791.00		10,531,003,791.00
28. Total Interest and Return on Investments (Funds 01, 09, and 62; objects 8660 and 8662)	(24,100,530.64)		(24,100,530.64)	108,124,048.00		108,124,048.00
D. APPROPRIATIONS LIMIT CALCULATIONS	2022-23 Actual			2023-24 Budget		

[illegible]

Part I - General Administrative Share of Plant Services Costs

California's indirect cost plan allows that the general administrative costs in the indirect cost pool may include that portion of plant services costs (maintenance and operations costs and facilities rents and leases costs) attributable to the general administrative offices. The calculation of the plant services costs attributed to general administration and included in the pool is standardized and automated using the percentage of salaries and benefits relating to general administration as proxy for the percentage of square footage occupied by general administration.

A. Salaries and Benefits - Other General Administration and Centralized Data Processing

1. Salaries and benefits paid through payroll (Funds 01, 09, and 62, objects 1000-3999 except 3701-3702)
(Functions 7200-7700, goals 0000 and 9000) 322,591,299.80
2. Contracted general administrative positions not paid through payroll
 - a. Enter the costs, if any, of general administrative positions performing services ON SITE but paid through a contract, rather than through payroll, in functions 7200-7700, goals 0000 and 9000, Object 5800. 4,972,343.68
 - b. If an amount is entered on Line A2a, provide the title, duties, and approximate FTE of each general administrative position paid through a contract. Retain supporting documentation in case of audit.

see attached

B. Salaries and Benefits - All Other Activities

1. Salaries and benefits paid through payroll (Funds 01, 09, and 62, objects 1000-3999 except 3701-3702)
(Functions 1000-6999, 7100-7180, & 8100-8400; Functions 7200-7700, all goals except 0000 & 9000) 7,075,851,072.80

C. Percentage of Plant Services Costs Attributable to General Administration

(Line A1 plus Line A2a, divided by Line B1; zero if negative) (See Part III, Lines A5 and A6) 4.63%

Part II - Adjustments for Employment Separation Costs

When an employee separates from service, the local educational agency (LEA) may incur costs associated with the separation in addition to the employee's regular salary and benefits for the final pay period. These additional costs can be categorized as "normal" or "abnormal or mass" separation costs.

Normal separation costs include items such as pay for accumulated unused leave or routine severance pay authorized by governing board policy. Normal separation costs are not allowable as direct costs to federal programs, but are allowable as indirect costs. State programs may have similar restrictions. Where federal or state program guidelines required that the LEA charge an employee's normal separation costs to an unrestricted resource rather than to the restricted program in which the employee worked, the LEA may identify and enter these costs on Line A for inclusion in the indirect cost pool.

Abnormal or mass separation costs are those costs resulting from actions taken by an LEA to influence employees to terminate their employment earlier than they normally would have. Abnormal or mass separation costs include retirement incentives such as a Golden Handshake or severance packages negotiated to effect termination. Abnormal or mass separation costs may not be charged to federal programs as either direct costs or indirect costs. Where an LEA paid abnormal or mass separation costs on behalf of positions in general administrative functions included in the indirect cost pool, the LEA must identify and enter these costs on Line B for exclusion from the pool.

A. Normal Separation Costs (optional)

Enter any normal separation costs paid on behalf of employees of restricted state or federal programs that were charged to an unrestricted resource (0000-1999) in funds 01, 09, and 62 with functions 1000-6999 or 8100-8400 rather than to the restricted program. These costs will be moved in Part III from base costs to the indirect cost pool. 3,210,956.82
Retain supporting documentation.

B. Abnormal or Mass Separation Costs (required)

Enter any abnormal or mass separation costs paid on behalf of general administrative positions charged to unrestricted resources (0000-1999) in funds 01, 09, and 62 with functions 7200-7700. These costs will be moved in Part III from the indirect cost pool to base costs. If none, enter zero. 0.00

Part III - Indirect Cost Rate Calculation (Funds 01, 09, and 62, unless indicated otherwise)

A. Indirect Costs

1. Other General Administration, less portion charged to restricted resources or specific goals
(Functions 7200-7600, objects 1000-5999, minus Line B9) 306,095,039.06
2. Centralized Data Processing, less portion charged to restricted resources or specific goals
(Function 7700, objects 1000-5999, minus Line B10) 111,331,916.65

3. External Financial Audit - Single Audit (Function 7190, resources 0000-1999, goals 0000 and 9000, objects 5000 - 5999)	1,112,392.48
4. Staff Relations and Negotiations (Function 7120, resources 0000-1999, goals 0000 and 9000, objects 1000 - 5999)	0.00
5. Plant Maintenance and Operations (portion relating to general administrative offices only) (Functions 8100-8400, objects 1000-5999 except 5100, times Part I, Line C)	44,140,866.15
6. Facilities Rents and Leases (portion relating to general administrative offices only) (Function 8700, resources 0000-1999, objects 1000-5999 except 5100, times Part I, Line C)	63,021.27
7. Adjustment for Employment Separation Costs	
a. Plus: Normal Separation Costs (Part II, Line A)	3,210,956.82
b. Less: Abnormal or Mass Separation Costs (Part II, Line B)	0.00
8. Total Indirect Costs (Lines A1 through A7a, minus Line A7b)	465,954,192.44
9. Carry-Forward Adjustment (Part IV, Line F)	72,425,296.61
10. Total Adjusted Indirect Costs (Line A8 plus Line A9)	538,379,489.05
B. Base Costs	
1. Instruction (Functions 1000-1999, objects 1000-5999 except 5100)	4,768,202,420.99
2. Instruction-Related Services (Functions 2000-2999, objects 1000-5999 except 5100)	1,594,109,887.92
3. Pupil Services (Functions 3000-3999, objects 1000-5999 except 4700 and 5100)	868,922,951.73
4. Ancillary Services (Functions 4000-4999, objects 1000-5999 except 5100)	120,975,286.42
5. Community Services (Functions 5000-5999, objects 1000-5999 except 5100)	4,287,571.99
6. Enterprise (Function 6000, objects 1000-5999 except 4700 and 5100)	(193.63)
7. Board and Superintendent (Functions 7100-7180, objects 1000-5999, minus Part III, Line A4)	72,549,938.09
8. External Financial Audit - Single Audit and Other (Functions 7190-7191, objects 5000 - 5999, minus Part III, Line A3)	0.00
9. Other General Administration (portion charged to restricted resources or specific goals only) (Functions 7200-7600, resources 2000-9999, objects 1000-5999; Functions 7200-7600, resources 0000-1999, all goals except 0000 and 9000, objects 1000-5999)	85,703,238.02
10. Centralized Data Processing (portion charged to restricted resources or specific goals only) (Function 7700, resources 2000-9999, objects 1000-5999; Function 7700, resources 0000-1999, all goals except 0000 and 9000, objects 1000-5999)	8,180,905.99
11. Plant Maintenance and Operations (all except portion relating to general administrative offices) (Functions 8100-8400, objects 1000-5999 except 5100, minus Part III, Line A5)	909,225,573.47
12. Facilities Rents and Leases (all except portion relating to general administrative offices) (Function 8700, objects 1000-5999 except 5100, minus Part III, Line A6)	1,298,129.37
13. Adjustment for Employment Separation Costs	
a. Less: Normal Separation Costs (Part II, Line A)	3,210,956.82
b. Plus: Abnormal or Mass Separation Costs (Part II, Line B)	0.00
14. Student Activity (Fund 08, functions 4000-5999, objects 1000-5999 except 5100)	36,783,189.55
15. Adult Education (Fund 11, functions 1000-6999, 8100-8400, and 8700, objects 1000-5999 except 5100)	136,578,721.00
16. Child Development (Fund 12, functions 1000-6999, 8100-8400 & 8700, objects 1000-5999 except 4700 & 5100)	195,321,067.98
17. Cafeteria (Funds 13 & 61, functions 1000-6999, 8100-8400 & 8700, objects 1000-5999 except 4700 & 5100)	247,023,277.62
18. Foundation (Funds 19 & 57, functions 1000-6999, 8100-8400 & 8700, objects 1000-5999 except 4700 & 5100)	0.00
19. Total Base Costs (Lines B1 through B12 and Lines B13b through B18, minus Line B13a)	9,045,951,009.68
C. Straight Indirect Cost Percentage Before Carry-Forward Adjustment	
(For information only - not for use when claiming/recovering indirect costs)	
(Line A8 divided by Line B19)	5.15%
D. Preliminary Proposed Indirect Cost Rate	
(For final approved fixed-with-carry-forward rate for use in 2024-25 see www.cde.ca.gov/fg/ac/ic)	
(Line A10 divided by Line B19)	5.95%

Part IV - Carry-forward Adjustment

The carry-forward adjustment is an after-the-fact adjustment for the difference between indirect costs recoverable using the indirect cost rate approved for use in a given year, and the actual indirect costs incurred in that year. The carry-forward adjustment eliminates

the need for LEAs to file amended federal reports when their actual indirect costs vary from the estimated indirect costs on which the approved rate was based.

Where the ratio of indirect costs incurred in the current year is less than the estimated ratio of indirect costs on which the approved rate for use in the current year was based, the carry-forward adjustment is limited by using either the approved rate times current year base costs, or the highest rate actually used to recover costs from any program times current year base costs, if the highest rate used was less than the approved rate. Rates used to recover costs from programs are displayed in Exhibit A.

A. Indirect costs incurred in the current year (Part III, Line A8)	465,954,192.44
B. Carry-forward adjustment from prior year(s)	
1. Carry-forward adjustment from the second prior year	874,568.19
2. Carry-forward adjustment amount deferred from prior year(s), if any	0.00
C. Carry-forward adjustment for under- or over-recovery in the current year	
1. Under-recovery: Part III, Line A8, plus carry-forward adjustment from prior years, minus (approved indirect cost rate (4.36%) times Part III, Line B19); zero if negative	72,425,296.61
2. Over-recovery: Part III, Line A8, plus carry-forward adjustment from prior years, minus the lesser of (approved indirect cost rate (4.36%) times Part III, Line B19) or (the highest rate used to recover costs from any program (4.38%) times Part III, Line B19); zero if positive	0.00
D. Preliminary carry-forward adjustment (Line C1 or C2)	72,425,296.61
E. Optional allocation of negative carry-forward adjustment over more than one year	
Where a negative carry-forward adjustment causes the proposed approved rate to fall below zero or would reduce the rate at which the LEA could recover indirect costs to such an extent that it would cause the LEA significant fiscal harm, the LEA may request that the carry-forward adjustment be allocated over more than one year. Where allocation of a negative carry-forward adjustment over more than one year does not resolve a negative rate, the CDE will work with the LEA on a case-by-case basis to establish an approved rate.	
Option 1. Preliminary proposed approved rate (Part III, Line D) if entire negative carry-forward adjustment is applied to the current year calculation:	not applicable
Option 2. Preliminary proposed approved rate (Part III, Line D) if one-half of negative carry-forward adjustment is applied to the current year calculation and the remainder is deferred to one or more future years:	not applicable
Option 3. Preliminary proposed approved rate (Part III, Line D) if one-third of negative carry-forward adjustment is applied to the current year calculation and the remainder is deferred to one or more future years:	not applicable
LEA request for Option 1, Option 2, or Option 3	1
F. Carry-forward adjustment used in Part III, Line A9 (Line D minus amount deferred if Option 2 or Option 3 is selected)	72,425,296.61

2022-23 Unaudited Actuals			
Indirect Cost Rate Worksheet			
Contracted General Administrative Positions Not Paid Through Payroll			
	TITLE	FTE	DUTIES
Total			
306,957.32	Consultant	8	Return to School Solution, Vaccine Administration Solution and various dashboard and reporting functionality
11,560.00	Developer Level II	1	Senior .Net Developer for Unified Enrollment & Student Enrollment
104,000.00	Data Architect	1	Data Architect III- Focus Framework Services
74,640.00	SAP Basis Administrator Level II	1	SAP Oracle and Portal System Upgrade Project
11,400.00	Developer Level II	1	Senior .Net Developer for Unified Enrollment & Student Enrollment
135,345.00	Project Manager	1	Project Management for Various Projects
17,160.00	Architect - Level II	1	Managed Services - MISIS
18,360.00	Architect - Level III	1	Managed Services - MISIS
56,081.44	Business Analyst - Level II	5	Managed Services - MISIS
72,048.64	Business Analyst - Level III	4	Managed Services - MISIS
84,200.08	Developer - Level III	7	Managed Services - MISIS
26,913.57	Project Manager - Level II	3	Managed Services - MISIS
16,068.80	Project Manager - Level III	1	Managed Services - MISIS
41,845.42	Quality Assurance - Level III	5	Managed Services - MISIS
122,560.00	Architect - Level II	8	Managed Services - MISIS
123,402.24	Business Analyst - Level III	6	Managed Services - MISIS
83,193.00	Developer Level II	1	Senior .Net Developer for Various Projects
27,612.00	Developer Level II	1	Senior .Net Developer for Various Projects
77,000.00	Data Architect	1	Data Architect III- Focus Framework Services
119,040.00	Sr. Net Developer	1	Sr. .Net Developer for 6564 Payment Portal Project
127,239.00	Developer Level II	1	Senior .Net Developer for Various Projects
2,496.00	Engineer - Level I	1	262 Sites Project
66,120.00	Developer Level II	1	Senior .Net Developer for 6399 Unified Enrollment Modernization Project
105,640.00	Developer Level II	1	Senior .Net Developer for Unified Enrollment & Student Enrollment
59,160.00	Developer Level II	1	Senior .Net Developer for 6399 Unified Enrollment Modernization Project
87,817.00	Developer Level II	1	Senior .Net Developer for Unified Enrollment & Student Enrollment
27,725.00	Sr. Net Developer, Level II	1	Senior .Net Developer for Various Projects
11,760.00	Developer Level II	1	Senior .Net Developer for the Student ID, Oracle
54,560.00	Architect - Level II	3	Managed Services - MISIS
214,175.00	Architect - Level III	13	Managed Services - MISIS
462,928.35	Business Analyst - Level II	35	Managed Services - MISIS
441,082.94	Business Analyst - Level III	26	Managed Services - MISIS
640,246.76	Developer - Level III	56	Managed Services - MISIS
161,403.64	Project Manager - Level II	13	Managed Services - MISIS
106,857.52	Project Manager - Level III	7	Managed Services - MISIS
9,205.76	Quality Assurance - Level II	1	Managed Services - MISIS
430,995.80	Quality Assurance - Level III	36	Managed Services - MISIS
15,225.00	Project Manager	1	Project Management for Security Landscape and IT Organization Project
62,208.00	Developer Level II	1	Senior .Net Developer for Various Projects
84,800.00	Developer Level II	1	Senior .Net Developer for 5942 One Enrollment Projects
55,914.40	Developer Level II	1	Senior .Net Developer for PTR#4242 Summer School COS and PTR#4243 Summer School Enr
13,908.00	Sr. Net Developer, Level II	1	Sr. Net Developer, Level II-6399 Unified Enrollment Project
73,336.00	Developer Level II	1	Senior .Net Developer for PTR#4242 Summer School COS and PTR#4243 Summer School Enr
71,200.00	Developer Level II	1	Senior .Net Developer for PTR#4242 Summer School COS and PTR#4243 Summer School Enr
31,080.00	Open Text Functional Analyst Level II	1	VIM Upgrade
25,872.00	Open Text Administration Level II	1	VIM Upgrade
4,972,343.68			

Approved
indirect cost
rate: 4.36%

Highest rate
used in any
program: 4.38%

Fund	Resource	Eligible Expenditures (Objects 1000- 5999 except 4700 & 5100)	Indirect Costs Charged (Objects 7310 and 7350)	Rate Used
01	2600	163,995,963.72	7,150,224.02	4.36%
01	3010	323,546,095.41	13,346,026.83	4.12%
01	3060	901,065.92	39,329.10	4.36%
01	3061	159,963.78	6,974.37	4.36%
01	3110	34,563.29	1,506.93	4.36%
01	3182	5,259,754.78	229,325.21	4.36%
01	3211	1,354,356.10	59,049.76	4.36%
01	3212	192,618,142.14	8,398,151.00	4.36%
01	3213	983,223,593.50	42,892,618.84	4.36%
01	3227	115,603.88	4,824.26	4.17%
01	3305	6,829,749.42	297,777.07	4.36%
01	3306	150,544.23	6,563.73	4.36%
01	3307	3,822,481.79	166,660.21	4.36%
01	3308	560,699.59	24,446.45	4.36%
01	3309	69,005.58	3,008.56	4.36%
01	3310	35,794,922.84	1,560,658.64	4.36%
01	3311	1,463,372.54	63,803.04	4.36%
01	3312	20,023,612.16	873,029.49	4.36%
01	3315	4,537,633.36	197,831.12	4.36%
01	3318	795,380.45	34,677.15	4.36%
01	3326	63,459.02	2,766.79	4.36%
01	3327	359,705.41	15,683.16	4.36%
01	3345	8,843.75	385.91	4.36%
01	3385	1,128,892.06	49,218.96	4.36%
01	3386	94,130.41	4,104.34	4.36%
01	3395	13.51	.58	4.29%
01	3410	2,401,348.33	104,699.05	4.36%
01	3515	12,900.00	562.44	4.36%
01	3550	5,375,724.93	233,881.32	4.35%
01	4035	22,621,240.81	842,763.56	3.73%
01	4124	4,531,789.33	167,623.29	3.70%
01	4127	27,563,088.01	991,470.32	3.60%
01	4203	9,667,913.65	193,366.54	2.00%
01	5630	242,553.02	10,575.26	4.36%
01	5632	316,474.99	13,798.31	4.36%
01	5634	211,560.33	9,224.03	4.36%
01	5650	490.60	21.39	4.36%
01	5810	58,851,997.47	551,601.01	0.94%

Unaudited Actuals
2022-23 Unaudited Actuals
Exhibit A: Indirect Cost Rates Charged to Programs

01	6010	59,325,432.63	2,370,136.78	4.00%
01	6053	4,854,877.33	210,238.73	4.33%
01	6211	136.59	5.94	4.35%
01	6266	11,172,924.68	460,174.65	4.12%
01	6332	3,094,062.43	134,429.73	4.34%
01	6385	1,084,198.26	47,034.63	4.34%
01	6386	174,383.70	7,603.16	4.36%
01	6387	8,006,585.35	348,433.84	4.35%
01	6388	3,152,408.00	137,444.92	4.36%
01	6500	1,021,053,378.49	44,517,927.30	4.36%
01	6510	3,847,276.70	167,741.26	4.36%
01	6515	172,047.22	7,501.28	4.36%
01	6520	828,626.87	36,128.13	4.36%
01	6536	8,111,926.24	353,679.99	4.36%
01	6537	15,164,287.35	661,162.93	4.36%
01	6546	24,925,679.46	1,086,759.62	4.36%
01	6547	10,902,427.99	475,345.86	4.36%
01	6695	1,136,867.26	49,567.66	4.36%
01	7220	2,101,772.84	91,638.35	4.36%
01	7311	553,002.24	24,110.85	4.36%
01	7370	209,170.14	9,119.79	4.36%
01	7412	872,303.74	38,032.31	4.36%
01	7413	368,870.08	16,082.47	4.36%
01	7810	4,979,528.72	190,648.11	3.83%
01	8150	287,314,538.05	11,463,850.07	3.99%
01	9010	23,680,854.02	135,877.65	0.57%
11	5810	152,050.58	6,629.53	4.36%
11	6391	107,903,636.34	4,725,442.35	4.38%
11	9010	96,153.62	3,846.11	4.00%
12	5025	10,571,628.98	460,923.02	4.36%
12	5058	464,381.52	20,202.29	4.35%
12	5059	1,163,057.22	50,709.30	4.36%
12	5160	1,932,347.64	84,250.36	4.36%
12	5810	239,574.40	10,445.60	4.36%
12	6052	35,905.72	1,565.43	4.36%
12	6105	179,409,674.38	7,826,874.77	4.36%
12	7810	1,261,275.61	54,991.33	4.36%
12	9010	119,544.64	5,190.19	4.34%
13	5310	187,364,296.00	8,168,442.80	4.36%
13	5316	1,776.99	77.48	4.36%
13	5320	34,264,024.73	1,493,911.48	4.36%
13	5330	22,568,202.08	983,973.61	4.36%
13	5335	194,059.72	8,461.00	4.36%
13	5340	2,628,716.94	114,612.06	4.36%

Los Angeles Unified
Los Angeles County

Unaudited Actuals
2022-23 Unaudited Actuals
LOTTERY REPORT
Revenues, Expenditures and
Ending Balances - All Funds

Description	Object Codes	Lottery: Unrestricted (Resource 1100)	Transferred to Other Resources for Expenditure	Lottery: Instructional Materials (Resource 6300)*	Totals
A. AMOUNT AVAILABLE FOR THIS FISCAL YEAR					
1. Adjusted Beginning Fund Balance	9791-9795	0.00		0.00	0.00
2. State Lottery Revenue	8560	89,300,202.89		44,865,671.74	134,165,874.63
3. Other Local Revenue	8600-8799	0.00		0.00	0.00
4. Transfers from Funds of Lapsed/Reorganized Districts	8965	0.00		0.00	0.00
5. Contributions from Unrestricted Resources (Total must be zero)	8980	0.00			0.00
6. Total Available (Sum Lines A1 through A5)		89,300,202.89	0.00	44,865,671.74	134,165,874.63
B. EXPENDITURES AND OTHER FINANCING USES					
1. Certificated Salaries	1000-1999	59,335,538.84		0.00	59,335,538.84
2. Classified Salaries	2000-2999	0.00		0.00	0.00
3. Employee Benefits	3000-3999	29,964,664.05		0.00	29,964,664.05
4. Books and Supplies	4000-4999	0.00		44,865,671.74	44,865,671.74
5. a. Services and Other Operating Expenditures (Resource 1100)	5000-5999	0.00			0.00
b. Services and Other Operating Expenditures (Resource 6300)	5000-5999, except 5100, 5710, 5800			0.00	0.00
c. Duplicating Costs for Instructional Materials (Resource 6300)	5100, 5710, 5800			0.00	0.00
6. Capital Outlay	6000-6999	0.00		0.00	0.00
7. Tuition	7100-7199	0.00			0.00
8. Interagency Transfers Out					
a. To Other Districts, County Offices, and Charter Schools	7211, 7212, 7221, 7222, 7281, 7282	0.00			0.00
b. To JPAs and All Others	7213, 7223, 7283, 7299	0.00			0.00
9. Transfers of Indirect Costs	7300-7399	0.00			0.00
10. Debt Service	7400-7499	0.00			0.00
11. All Other Financing Uses	7630-7699	0.00			0.00
12. Total Expenditures and Other Financing Uses (Sum Lines B1 through B11)		89,300,202.89	0.00	44,865,671.74	134,165,874.63
C. ENDING BALANCE (Must equal Line A6 minus Line B12)	979Z	0.00	0.00	0.00	0.00
D. COMMENTS:					

Data from this report will be used to prepare a report to the Legislature as required by Control Section 24.60 of the Budget Act.

*Pursuant to Government Code Section 8880.4(a)(2)(B) and the definition in Education Code Section 60010(h), Resource 6300 funds are to be used for the purchase of instructional materials only. Any amounts in the shaded cells of this column should be reviewed for appropriateness.

Unaudited Actuals
2022-23
Form and Charter Schools Funds
Program Cost Report
Schedule of Allocation Factors (AF) for Support Costs

	Teacher Full-Time Equivalents					Classroom Units			Pupils Transported
	Instructional Supervision and Administration (Functions 2100 - 2200)	Library, Media, Technology and Other Instructional Resources (Functions 2420-2495)	School Administration (Function 2700)	Pupil Support Services (Functions 3100-3199 & 3900)	Plant Maintenance and Operations (Functions 8100-8400)	Facilities Rents and Leases (Function 8700)	Pupil Transportation (Function 3600)		
A. Amount of Undistributed Expenditures, Funds 01, 09, and 62, Goals 0000 and 9000 (will be allocated based on factors input)	55,463,850.14	56,803,342.91	324,106,295.37	241,624,746.34	897,471,513.24	1,227,347.67	11,874,001.56		
B. Enter Allocation Factor(s) by Goal:									
(Note: Allocation factors are only needed for a column if there are undistributed expenditures in line A.)									
Instructional Goals	Description								
0001	Pre-Kindergarten	37.00	37.00	37.00	37.00	37.00	PT Factor(s)		
1110	Regular Education, K-12	20,740.83	20,740.83	20,740.83	20,740.83	20,740.83	20,434.00		
3100	Alternative Schools	10.00	10.00	10.00	10.00	10.00			
3200	Continuation Schools	138.00	138.00	138.00	138.00	138.00			
3300	Independent Study Centers	393.42	393.42	393.42	393.42	393.42			
3400	Opportunity Schools	14.00	14.00	14.00	14.00	14.00			
3550	Community Day Schools	33.00	33.00	33.00	33.00	33.00			
3700	Specialized Secondary Programs								
3800	Career Technical Education								
4110	Regular Education, Adult								
4610	Adult Independent Study Centers								
4620	Adult Correctional Education								
4630	Adult Career Technical Education								
4760	Bilingual								
4850	Migrant Education								
5000-5999	Special Education (allocated to 5001)	4,723.16	4,723.16	4,723.16	4,674.16	4,674.16	9,728.00		
6000	ROC/P	126.86	126.86	126.86	126.86	126.86			
Other Goals	Description								
7110	Nonagency - Educational								
7150	Nonagency - Other								
8100	Community Services								
8500	Child Care and Development Services								
Other Funds	Description								
- -	Adult Education (Fund 11)								
- -	Child Development (Fund 12)								
- -	Cafeteria (Funds 13 & 61)								
C. Total Allocation Factors		26,216.27	26,216.27	26,216.27	26,216.27	26,167.27	30,162.00		

Goal	Program/Activity	Direct Costs			Central Admin Costs (col. 3 x Sch. CAC line E) Column 4	Other Costs (Schedule OC) Column 5	Total Costs by Program (col. 3 + 4 + 5) Column 6
		Direct Charged (Schedule DCC) Column 1	Allocated (Schedule AC) Column 2	Subtotal (col. 1 + 2) Column 3			
Instructional Goals	0001 Pre-Kindergarten	20,623,593.20	2,227,626.55	22,851,219.75	1,513,014.62		24,364,234.37
	1110 Regular Education, K-12	5,013,891,272.07	1,256,789,296.54	6,270,680,568.61	415,190,140.11		6,685,860,708.72
	3100 Alternative Schools	104,825,546.41	602,061.23	105,427,607.64	6,980,525.05		112,408,132.69
	3200 Continuation Schools	34,113,889.62	8,308,444.94	42,422,334.56	2,808,849.08		45,231,183.64
	3300 Independent Study Centers	67,307,541.85	23,686,292.83	90,993,834.68	6,024,842.61		97,018,677.29
	3400 Opportunity Schools	4,565,165.98	842,885.71	5,408,051.69	358,075.47		5,766,127.16
	3550 Community Day Schools	10,499,476.84	1,986,802.05	12,486,278.89	826,735.85		13,313,014.74
	3700 Specialized Secondary Programs	220,236.14	0.00	220,236.14	14,582.18		234,818.32
	3800 Career Technical Education	17,951,158.62	0.00	17,951,158.62	1,188,573.99		19,139,732.61
	4110 Regular Education, Adult	3,942,031.00	0.00	3,942,031.00	261,007.97		4,203,038.97
	4610 Adult Independent Study Centers	0.00	0.00	0.00	0.00		0.00
	4620 Adult Correctional Education	0.00	0.00	0.00	0.00		0.00
	4630 Adult Career Technical Education	940,986.00	0.00	940,986.00	62,304.14		1,003,290.14
	4760 Bilingual	46,010.24	0.00	46,010.24	3,046.41		49,056.65
Other Goals	4850 Migrant Education	1,117,988.65	0.00	1,117,988.65	74,023.76		1,192,012.41
	5000-5999 Special Education	1,812,133,900.19	286,509,938.65	2,098,643,238.84	138,954,416.50		2,237,597,655.34
	6000 Regional Occupational Ctr/Prg (ROC/P)	13,741,626.10	7,637,748.74	21,379,374.84	1,415,561.49		22,794,936.33
	7110 Nonagency - Educational	(.94)	0.00	(.94)	(.06)		(1.00)
	7150 Nonagency - Other	5,319,598.71	0.00	5,319,598.71	362,218.93		5,671,816.64
	8100 Community Services	4,226,673.33	0.00	4,226,673.33	279,854.58		4,506,527.91
Other Costs	8500 Child Care and Development Services	159,216.04	0.00	159,216.04	10,542.07		169,760.11
	Food Services					21,336,727.06	21,336,727.06
	Enterprise					(193.63)	(193.63)
	Facilities Acquisition & Construction					67,416,383.90	67,416,383.90
	Other Outgo					44,244,819.07	44,244,819.07
Other Funds ---	Adult Education, Child Development, Cafeteria, Foundation (Column 3 + CAC, line C5) times CAC, line E)			0.00	48,402,550.58		48,402,550.58
	Indirect Cost Transfers to Other Funds (Net of Funds 01, 09, 62, Function 7210, Object 7350)				(24,020,548.71)		(24,020,548.71)
---	Total General Fund and Charter Schools Funds Expenditures	7,115,625,323.05	1,588,571,097.24	8,704,196,420.29	600,700,316.62	132,997,736.40	9,437,894,473.31

Unaudited Actuals
2022-23
General Fund and Charter Schools Funds
Program Cost Report
Schedule of Direct Charged Costs (DCC)

19 64733 0000000
Form PCR
D8AD9CYSY(2022-23)

Goal	Type of Program	Instruction (Functions 1000- 1999)	Instructional Supervision and Administration (Functions 2100- 2200)	Library, Media, Technology and Other Instructional Resources (Functions 2420- 2499)	School Administration (Function 2700)	Pupil Support Services (Functions 3110- 3160 and 3900)	Pupil Transportation (Function 3600)	Ancillary Services (Functions 4000- 4999)	Community Services 5000- 5999)	General Administration (Functions 7000- 7999, except 7210)*	Plant Maintenance and Operations (Functions 8100- 8400)	Facilities Rents and Leases (Function 8700)	Total
Instructional Goals	0001 Pre-Kindergarten	19,295,307.11	271,230.53	0.00	1,009,878.89	442.07	0.00	0.00			46,734.60	0.00	20,623,593.20
	1110 Regular Education, K-12	3,601,358,400.15	627,842,794.47	29,651,886.82	211,946,765.99	283,034,988.12	38,672,916.81	166,324,933.82			54,925,280.85	133,314.04	5,013,891,272.07
	3100 Alternative Schools	2,728,372.90	28,484,103.57	547.20	99,277.89	14,506.37	68,747,847.57	2,467,588.93			1,283,301.98	0.00	104,825,546.41
	3200 Continuation Schools	19,573,442.81	198,743.94	0.00	12,156,228.92	165,900.37	393,863.00	0.00			1,625,231.65	488.93	34,113,899.62
	3300 Independent Study Centers	55,815,625.48	2,416,534.06	10,236.69	6,790,592.06	2,227,780.06	0.00	0.00			56,773.50	0.00	67,307,541.85
	3400 Opportunity Schools	1,930,407.21	8,644.64	0.00	1,357,125.15	235,561.98	21,006.00	0.00			1,012,417.00	0.00	4,565,165.98
	3550 Community Day Schools	5,123,113.16	228,427.99	0.00	2,388,127.33	2,512,473.94	246,744.00	0.00			590.42	0.00	10,499,476.84
	3700 Specialized Secondary Programs	220,236.14	0.00	0.00	0.00	0.00	0.00	0.00			0.00	0.00	220,236.14
	3800 Career Technical Education	11,792,536.30	5,893,337.48	1.28	8,096.40	243,814.22	0.00	0.00			13,372.84	0.00	17,951,158.62
	4110 Regular Education, Adult	2,129,098.00	1,234,430.00	0.00	337,614.00	240,889.00	0.00	0.00			0.00	0.00	3,942,031.00
	4610 Adult Independent Study Centers	0.00	0.00	0.00	0.00	0.00	0.00	0.00			0.00	0.00	0.00
	4620 Adult Correctional Education	0.00	0.00	0.00	0.00	0.00	0.00	0.00			0.00	0.00	0.00
	4630 Adult Career Technical Education	787,990.00	138,629.00	0.00	14,155.00	212.00	0.00	0.00			0.00	0.00	940,986.00
4760 Bilingual		39,869.08	0.00	6,141.16	0.00	0.00	0.00	0.00			0.00	0.00	46,010.24
4850 Migrant Education		513,062.48	0.00	774.39	416,404.77	181,475.52	0.00	0.00			6,271.49	0.00	1,117,988.65
5000-5999 Special Education		1,366,780,312.29	130,380,172.65	35,471,838.69	68,118,260.00	128,098,332.39	82,505,195.00	0.00			779,189.17	0.00	1,812,133,300.19
6000 ROC/P		13,234,076.52	157,579.70	(.08)	349,496.59	0.00	0.00	0.00			471.37	0.00	13,741,626.10
Other Goals	7110 Nonagency - Educational	0.00	0.00	0.00	0.00	0.00	0.00	0.00			(.94)	0.00	(.94)
	7150 Nonagency - Other	93,492.41	1,883,217.46	0.00	0.00	2,111,166.68	0.00	972,882.63			258,850.11	0.00	5,319,599.71
	8100 Community Services		0.00	0.00	0.00	19,242.86	0.00				0.00	0.00	4,226,673.33
	8500 Child Care and Development Services	42,163.71	0.00	0.00	0.00	0.00	0.00				588.21	0.00	159,218.04
Total Direct Charged Costs		5,101,467,507.75	799,137,845.49	65,141,436.15	304,982,026.99	419,086,786.58	191,587,572.38	169,765,405.38	4,323,916.59	258,850.11	59,750,172.66	133,802.97	7,115,625,323.05

* Functions 7100-7199 for goals 8100 and 8500

		Type of Program	Allocated Support Costs (Based on factors input on Form PCRAF)			Total
Goal			Full-Time Equivalents	Classroom Units	Pupils Transported	
Instructional Goals	0001	Pre-Kindergarten	956,884.21	1,270,742.34	0.00	2,227,626.55
	1110	Regular Education, K-12	536,393,854.94	712,331,102.77	8,044,338.83	1,256,769,296.54
	3100	Alternative Schools	258,617.35	343,443.88	0.00	602,061.23
	3200	Continuation Schools	3,568,919.47	4,739,525.47	0.00	8,308,444.94
	3300	Independent Study Centers	10,174,523.90	13,511,768.93	0.00	23,686,292.83
	3400	Opportunity Schools	362,064.29	480,821.42	0.00	842,885.71
	3550	Community Day Schools	853,437.26	1,133,364.79	0.00	1,986,802.05
	3700	Specialized Secondary Programs	0.00	0.00	0.00	0.00
	3800	Career Technical Education	0.00	0.00	0.00	0.00
	4110	Regular Education, Adult	0.00	0.00	0.00	0.00
	4610	Adult Independent Study Centers	0.00	0.00	0.00	0.00
	4620	Adult Correctional Education	0.00	0.00	0.00	0.00
	4630	Adult Career Technical Education	0.00	0.00	0.00	0.00
	4760	Bilingual	0.00	0.00	0.00	0.00
	4850	Migrant Education	0.00	0.00	0.00	0.00
	5000-5999	Special Education (allocated to 5001)	122,149,113.61	160,531,162.31	3,829,662.73	286,509,938.65
6000	ROC/P	3,280,819.74	4,356,929.00	0.00	7,637,748.74	
Other Goals						
	7110	Nonagency - Educational	0.00	0.00	0.00	0.00
	7150	Nonagency - Other	0.00	0.00	0.00	0.00
	8100	Community Services	0.00	0.00	0.00	0.00
	8500	Child Care and Development Svcs.	0.00	0.00	0.00	0.00
Other Funds						
	--	Adult Education (Fund 11)	0.00	0.00	0.00	0.00
	--	Child Development (Fund 12)	0.00	0.00	0.00	0.00
	--	Cafeteria (Funds 13 and 61)	0.00	0.00	0.00	0.00
Total Allocated Support Costs			677,998,234.77	898,698,860.91	11,874,001.56	1,588,571,097.24

A. Central Administration Costs in General Fund and Charter Schools Funds			
1	Board and Superintendent (Funds 01, 09, and 62, Functions 7100-7160, Goals 0000-6999 and 9000, Objects 1000-7999)		72,549,936.09
2	External Financial Audits (Funds 01, 09, and 62, Functions 7190-7191, Goals 0000-6999 and 9000, Objects 1000 - 7999)		1,112,392.48
3	Other General Administration (Funds 01, 09, and 62, Functions 7200-7600 except 7210, Goal 0000, Objects 1000-7999)		408,099,496.99
4	Centralized Data Processing (Funds 01, 09, and 62, Function 7700, Goal 0000, Objects 1000-7999)		142,959,034.77
5	Total Central Administration Costs in General Fund and Charter Schools Funds		624,720,865.33
B. Direct Charged and Allocated Costs in General Fund and Charter Schools Funds			
1	Total Direct Charged Costs (from Form PCR, Column 1, Total)		7,115,625,323.05
2	Total Allocated Costs (from Form PCR, Column 2, Total)		1,586,571,097.24
3	Total Direct Charged and Allocated Costs in General Fund and Charter Schools Funds		8,704,196,420.29
C. Direct Charged Costs in Other Funds			
1	Adult Education (Fund 11, Objects 1000-5999, except 5100)		137,550,628.94
2	Child Development (Fund 12, Objects 1000-5999, except 5100)		195,516,010.55
3	Cafeteria (Funds 13 & 61, Objects 1000-5999, except 5100)		397,962,197.65
4	Foundation (Funds 18 & 57, Objects 1000-5999, except 5100)		0.00
5	Total Direct Charged Costs in Other Funds		731,028,837.14
D. Total Direct Charged and Allocated Costs (B3 + C5)			
			9,435,225,257.43
E. Ratio of Central Administration Costs to Direct Charged and Allocated Costs (A5/D)			
			6.62%

Type of Activity	Food Services (Function 3700)	Enterprise (Function 6000)	Facilities Acquisition & Construction (Function 8500)	Other Outgo (Functions 9000- 9999)	Total
Food Services (Objects 1000-5999, 6400-6920)	21,336,727.06				21,336,727.06
Enterprise (Objects 1000-5999, 6400-6920)		(193.63)			(193.63)
Facilities Acquisition & Construction (Objects 1000-6700)			67,416,383.90		67,416,383.90
Other Outgo (Objects 1000 - 7999)				44,244,819.07	44,244,819.07
Total Other Costs	21,336,727.06	(193.63)	67,416,383.90	44,244,819.07	132,997,736.40

Unaudited Actuals
2022-23 Estimated Actuals Unaudited Actuals
SUMMARY OF INTERFUND ACTIVITIES
FOR ALL FUNDS

Description	Direct Costs - Interfund		Indirect Costs - Interfund		Interfund Transfers In 8900-8929	Interfund Transfers Out 7600-7629	Due From Other Funds 9310	Due To Other Funds 9610
	Transfers In 5750	Transfers Out 5750	Transfers In 7350	Transfers Out 7350				
01 GENERAL FUND								
Expenditure Detail	0.00	(7,323.04)	0.00	(24,020,548.71)				
Other Sources/Uses Detail					41,049,156.70	15,559,940.76		
Fund Reconciliation							0.00	0.00
08 STUDENT ACTIVITY SPECIAL REVENUE FUND								
Expenditure Detail	0.00	0.00	0.00	0.00				
Other Sources/Uses Detail					0.00	0.00		
Fund Reconciliation							0.00	0.00
09 CHARTER SCHOOLS SPECIAL REVENUE FUND								
Expenditure Detail	0.00	0.00	0.00	0.00				
Other Sources/Uses Detail					0.00	0.00		
Fund Reconciliation							0.00	0.00
10 SPECIAL EDUCATION PASS-THROUGH FUND								
Expenditure Detail								
Other Sources/Uses Detail								
Fund Reconciliation							0.00	0.00
11 ADULT EDUCATION FUND								
Expenditure Detail	7,187.50	0.00	4,735,917.99	0.00				
Other Sources/Uses Detail					0.00	0.00		
Fund Reconciliation							0.00	0.00
12 CHILD DEVELOPMENT FUND								
Expenditure Detail	135.54	0.00	8,515,152.29	0.00				
Other Sources/Uses Detail					0.00	0.00		
Fund Reconciliation							0.00	0.00
13 CAFETERIA SPECIAL REVENUE FUND								
Expenditure Detail	0.00	0.00	10,769,478.43	0.00				
Other Sources/Uses Detail					0.00	0.00		
Fund Reconciliation							0.00	0.00
14 DEFERRED MAINTENANCE FUND								
Expenditure Detail	0.00	0.00						
Other Sources/Uses Detail					0.00	0.00		
Fund Reconciliation							0.00	0.00
15 PUPIL TRANSPORTATION EQUIPMENT FUND								
Expenditure Detail	0.00	0.00						
Other Sources/Uses Detail					0.00	0.00		
Fund Reconciliation							0.00	0.00
17 SPECIAL RESERVE FUND FOR OTHER THAN CAPITAL OUTLAY								
Expenditure Detail								
Other Sources/Uses Detail					0.00	0.00		
Fund Reconciliation							0.00	0.00
18 SCHOOL BUS EMISSIONS REDUCTION FUND								

Unaudited Actuals
2022-23 Estimated Actuals Unaudited Actuals
SUMMARY OF INTERFUND ACTIVITIES
FOR ALL FUNDS

Description	Direct Costs - Interfund		Indirect Costs - Interfund		Interfund Transfers In 8900-8929	Interfund Transfers Out 7600-7629	Due From Other Funds 9310	Due To Other Funds 9610
	Transfers In 5750	Transfers Out 5750	Transfers In 7350	Transfers Out 7350				
Expenditure Detail	0.00	0.00						
Other Sources/Uses Detail					0.00	0.00		
Fund Reconciliation							0.00	0.00
19 FOUNDATION SPECIAL REVENUE FUND								
Expenditure Detail	0.00	0.00	0.00	0.00				
Other Sources/Uses Detail						0.00		
Fund Reconciliation							0.00	0.00
20 SPECIAL RESERVE FUND FOR POSTEMPLOYMENT BENEFITS								
Expenditure Detail								
Other Sources/Uses Detail					0.00	0.00		
Fund Reconciliation							0.00	0.00
21 BUILDING FUND								
Expenditure Detail	0.00	0.00						
Other Sources/Uses Detail					270,846,249.32	54,174,949.07		
Fund Reconciliation							0.00	0.00
25 CAPITAL FACILITIES FUND								
Expenditure Detail	0.00	0.00						
Other Sources/Uses Detail					0.00	137,336.68		
Fund Reconciliation							0.00	0.00
30 STATE SCHOOL BUILDING LEASE/PURCHASE FUND								
Expenditure Detail	0.00	0.00						
Other Sources/Uses Detail					0.00	12,169,174.71		
Fund Reconciliation							0.00	0.00
35 COUNTY SCHOOL FACILITIES FUND								
Expenditure Detail	0.00	0.00						
Other Sources/Uses Detail					14,329,451.17	239,890,478.23		
Fund Reconciliation							0.00	0.00
40 SPECIAL RESERVE FUND FOR CAPITAL OUTLAY PROJECTS								
Expenditure Detail	0.00	0.00						
Other Sources/Uses Detail					12,524,121.75	31,281,119.59		
Fund Reconciliation							0.00	0.00
49 CAP PROJ FUND FOR BLENDED COMPONENT UNITS								
Expenditure Detail	0.00	0.00						
Other Sources/Uses Detail					0.00	0.00		
Fund Reconciliation							0.00	0.00
51 BOND INTEREST AND REDEMPTION FUND								
Expenditure Detail								
Other Sources/Uses Detail					0.00	0.00		
Fund Reconciliation							0.00	0.00
52 DEBT SVC FUND FOR BLENDED COMPONENT UNITS								
Expenditure Detail								

Unaudited Actuals
2022-23 Estimated Actuals Unaudited Actuals
SUMMARY OF INTERFUND ACTIVITIES
FOR ALL FUNDS

Description	Direct Costs - Interfund		Indirect Costs - Interfund		Interfund Transfers In 8900-8929	Interfund Transfers Out 7600-7629	Due From Other Funds 9310	Due To Other Funds 9610
	Transfers In 5750	Transfers Out 5750	Transfers In 7350	Transfers Out 7350				
Other Sources/Uses Detail					0.00	0.00		
Fund Reconciliation							0.00	0.00
53 TAX OVERRIDE FUND								
Expenditure Detail								
Other Sources/Uses Detail					0.00	0.00		
Fund Reconciliation							0.00	0.00
56 DEBT SERVICE FUND								
Expenditure Detail								
Other Sources/Uses Detail					14,820,624.69	356,604.59		
Fund Reconciliation							0.00	0.00
57 FOUNDATION PERMANENT FUND								
Expenditure Detail	0.00	0.00	0.00	0.00				
Other Sources/Uses Detail						0.00		
Fund Reconciliation							0.00	0.00
61 CAFETERIA ENTERPRISE FUND								
Expenditure Detail	0.00	0.00	0.00	0.00				
Other Sources/Uses Detail					0.00	0.00		
Fund Reconciliation							0.00	0.00
62 CHARTER SCHOOLS ENTERPRISE FUND								
Expenditure Detail	0.00	0.00	0.00	0.00				
Other Sources/Uses Detail					0.00	0.00		
Fund Reconciliation							0.00	0.00
63 OTHER ENTERPRISE FUND								
Expenditure Detail	0.00	0.00						
Other Sources/Uses Detail					0.00	0.00		
Fund Reconciliation							0.00	0.00
66 WAREHOUSE REVOLVING FUND								
Expenditure Detail	0.00	0.00						
Other Sources/Uses Detail					0.00	0.00		
Fund Reconciliation							0.00	0.00
67 SELF-INSURANCE FUND								
Expenditure Detail	0.00	0.00						
Other Sources/Uses Detail					0.00	0.00		
Fund Reconciliation							0.00	0.00
71 RETIREE BENEFIT FUND								
Expenditure Detail								
Other Sources/Uses Detail					0.00			
Fund Reconciliation							0.00	0.00
73 FOUNDATION PRIVATE-PURPOSE TRUST FUND								
Expenditure Detail	0.00	0.00						
Other Sources/Uses Detail					0.00			
Fund Reconciliation							0.00	0.00
76 WARRANT/PASS-THROUGH FUND								
Expenditure Detail								

Unaudited Actuals
2022-23 Estimated Actuals Unaudited Actuals
SUMMARY OF INTERFUND ACTIVITIES
FOR ALL FUNDS

Description	Direct Costs - Interfund		Indirect Costs - Interfund		Interfund Transfers In 8900-8929	Interfund Transfers Out 7600-7629	Due From Other Funds 9310	Due To Other Funds 9610
	Transfers In 5750	Transfers Out 5750	Transfers In 7350	Transfers Out 7350				
Other Sources/Uses Detail							0.00	0.00
Fund Reconciliation								
95 STUDENT BODY FUND								
Expenditure Detail								
Other Sources/Uses Detail							0.00	0.00
Fund Reconciliation								
TOTALS	7,323.04	(7,323.04)	24,020,548.71	(24,020,548.71)	353,569,603.63	353,569,603.63	0.00	0.00

GANN LIMIT

In 1979, Proposition 4 established constitutional limits on the allowable growth in state and local government spending, including school districts. This is commonly known as the Gann Limit. Based on Education Code Section 42132, the governing board of each school district is required to adopt a resolution identifying their estimated appropriations limit for the current year and their actual appropriations limit for the preceding year. For fiscal years 2022-23 and 2023-24, the District's appropriations limits are \$3.86 billion and \$3.93 billion, respectively. The calculation shows that the District is within the limits.

In practice, the Gann limit has become more of a pro forma calculation because the Gann limit has risen faster than the appropriations received by the District that is subject to the limit. Notwithstanding, the District is still constitutionally mandated to report the calculations and adopt a resolution.

**RESOLUTION OF THE LOS ANGELES UNIFIED SCHOOL DISTRICT BOARD OF
EDUCATION DECLARING COMPLIANCE WITH THE BUDGET APPROPRIATION
LIMITATIONS ESTABLISHED IN PROPOSITION 4 (GANN LIMITATION)**

WHEREAS, in November of 1979, the California electorate adopted Proposition 4, commonly called the Gann Amendment, which added Article XIII-B to the California Constitution; and,

WHEREAS, the provisions of that Article established maximum appropriation limitations, commonly called “Gann Limits,” for public agencies, including school districts; and,

WHEREAS, the District must establish a revised Gann Limit for the 2022-23 fiscal year and a projected Gann Limit for the 2023-24 fiscal year in accordance with the provisions of Article XIII-B and applicable statutory law;

NOW, THEREFORE, BE IT RESOLVED that this Board of Education does provide public notice that the calculations and documentation of the Gann Limit for the 2022-23 and 2023-24 fiscal years set forth in Attachment “B-1” are made in accordance with applicable constitutional and statutory law;

AND BE IT FURTHER RESOLVED that this Board does hereby declare that the appropriations in the budget for the 2022-23 and 2023-24 fiscal years do not exceed the limitations imposed by Proposition 4;

AND BE IT FURTHER RESOLVED that, upon request, the District will provide copies of this Resolution along with the District Appropriations Limit Calculations to interested citizens of this district.

	2022-23 Calculations			2023-24 Calculations		
	Extracted Data	Adjustments*	Entered Data/ Totals	Extracted Data	Adjustments*	Entered Data/ Totals
A. PRIOR YEAR DATA	2021-22 Actual			2022-23 Actual		
2021-22 Actual Appropriations Limit and Gann ADA are from district's prior year Gann data reported to the CDE)						
1. FINAL PRIOR YEAR APPROPRIATIONS LIMIT (Preload/Line D11, PY column)	3,541,894,266.79		3,541,894,266.79			3,855,780,832.80
2. PRIOR YEAR GANN ADA (Preload/Line B3, PY column)	378,926.13		378,926.13			383,543.34
ADJUSTMENTS TO PRIOR YEAR LIMIT	Adjustments to 2021-22			Adjustments to 2022-23		
3. District Lapses, Reorganizations and Other Transfers						
4. Temporary Voter Approved Increases						
5. Less: Lapses of Voter Approved Increases						
6. TOTAL ADJUSTMENTS TO PRIOR YEAR LIMIT (Lines A3 plus A4 minus A5)		0.00				0.00
7. ADJUSTMENTS TO PRIOR YEAR ADA (Only for district lapses, reorganizations and other transfers, and only if adjustments to the appropriations limit are entered in Line A3 above)						
B. CURRENT YEAR GANN ADA	2022-23 P2 Report			2023-24 P2 Estimate		
2022-23 data should tie to Principal Apportionment Data Collection attendance reports and include ADA for charter schools reporting with the district)						
1. Total K-12 ADA (Form A, Line A6)	348,020.02		348,020.02	340,122.87		340,122.87
2. Total Charter Schools ADA (Form A, Line C9)	35,523.32		35,523.32	34,020.45		34,020.45
3. TOTAL CURRENT YEAR P2 ADA (Line B1 plus B2)		383,543.34				374,143.32
C. CURRENT YEAR LOCAL PROCEEDS OF TAXES/STATE AID RECEIVED	2022-23 Actual			2023-24 Budget		
TAXES AND SUBVENTIONS (Funds 01, 09, and 62)						
1. Homeowners' Exemption (Object 8021)	6,470,437.51		6,470,437.51	6,475,853.00		6,475,853.00
2. Timber Yield Tax (Object 8022)	0.00		0.00	0.00		0.00
3. Other Subventions/In-Lieu Taxes (Object 8029)	9,411,931.17		9,411,931.17	9,412,149.00		9,412,149.00
4. Secured Roll Taxes (Object 8041)	1,480,018,488.79		1,480,018,488.79	1,442,590,208.00		1,442,590,208.00
5. Unsecured Roll Taxes (Object 8042)	45,878,357.69		45,878,357.69	45,878,358.00		45,878,358.00
6. Prior Years' Taxes (Object 8043)	74,906,292.64		74,906,292.64	81,259,878.00		81,259,878.00
7. Supplemental Taxes (Object 8044)	41,464,871.00		41,464,871.00	44,805,240.00		44,805,240.00
8. Ed. Rev. Augmentation Fund (ERAF) (Object 8045)	298,516,357.46		298,516,357.46	262,768,082.00		262,768,082.00
9. Penalties and Int. from Delinquent Taxes (Object 8048)	579,413.63		579,413.63	0.00		0.00
10. Other In-Lieu Taxes (Object 8082)	0.00		0.00	0.00		0.00
11. Comm. Redevelopment Funds (objects 8047 & 8625)	145,678,269.90		145,678,269.90	137,536,872.00		137,536,872.00
12. Parcel Taxes (Object 8621)	0.00		0.00	0.00		0.00
13. Other Non-Ad Valorem Taxes (Object 8622) (Taxes only)	0.00		0.00	0.00		0.00
14. Penalties and Int. from Delinquent Non-LCFF Taxes (Object 8629) (Only those for the above taxes)	0.00		0.00	0.00		0.00
15. Transfers to Charter Schools in Lieu of Property Taxes (Object 8096)						
16. TOTAL TAXES AND SUBVENTIONS (Lines C1 through C15)	2,102,924,419.79	0.00	2,102,924,419.79	2,030,726,640.00	0.00	2,030,726,640.00
OTHER LOCAL REVENUES (Funds 01, 09, and 62)						
17. To General Fund from Bond Interest and Redemption Fund (Excess debt service taxes) (Object 8914)	0.00		0.00	0.00		0.00
18. TOTAL LOCAL PROCEEDS OF TAXES (Lines C16 plus C17)	2,102,924,419.79	0.00	2,102,924,419.79	2,030,726,640.00	0.00	2,030,726,640.00
EXCLUDED APPROPRIATIONS						
19a. Medicare (Enter federally mandated amounts only from objs. 3301 & 3302; do not include negotiated amounts)		75,598,778.01				83,139,106.00
19b. Qualified Capital Outlay Projects						
19c. Routine Restricted Maintenance Account (Fund 01, Resource 8150, Objects 8900-8999)	302,310,156.03		302,310,156.03	310,551,000.00		310,551,000.00
OTHER EXCLUSIONS						
20. Americans with Disabilities Act						
21. Unreimbursed Court Mandated Desegregation Costs						
22. Other Unfunded Court-ordered or Federal Mandates						
23. TOTAL EXCLUSIONS (Lines C19 through C22)	302,310,156.03	0.00	377,908,934.04	310,551,000.00	0.00	393,690,106.00
STATE AID RECEIVED (Funds 01, 09, and 62)						
24. LCFF - CY (objects 8011 and 8012)	4,842,275,236.38		4,842,275,236.38	5,080,099,479.00		5,080,099,479.00
25. LCFF/Revenue Limit State Aid - Prior Years (Object 8019)	4,056,475.56		4,056,475.56	0.00		0.00
26. TOTAL STATE AID RECEIVED (Lines C24 plus C25)	4,846,331,711.94	0.00	4,846,331,711.94	5,080,099,479.00	0.00	5,080,099,479.00
DATA FOR INTEREST CALCULATION						
27. Total Revenues (Funds 01, 09 & 62; objects 8000-8799)	11,729,314,475.45		11,729,314,475.45	10,531,003,791.00		10,531,003,791.00
28. Total Interest and Return on Investments (Funds 01, 09, and 62; objects 8660 and 8662)	(24,100,530.64)		(24,100,530.64)	108,124,048.00		108,124,048.00
D. APPROPRIATIONS LIMIT CALCULATIONS	2022-23 Actual			2023-24 Budget		

[illegible]

ATTACHMENT C

**RESOLUTION OF THE LOS ANGELES UNIFIED SCHOOL DISTRICT
BOARD OF EDUCATION REGARDING THE CLOSURE OF
THE STATE SCHOOL BUILDING LEASE-PURCHASE FUND**

WHEREAS, the Los Angeles Unified School District (the District) established the Fund 300-7710, State School Building Lease-Purchase Fund as deemed “reasonable and proper” by the District; and

WHEREAS, the projects accounted for in this Fund have been completed; and

WHEREAS, the Fund has zero ending fund balance as of June 30, 2023, and will have no further transactions anticipated to be posted to this fund.

THEREFORE, be it resolved that the Governing Board of the Los Angeles Unified School District authorizes the closure of Fund 300-7710.

LOS ANGELES UNIFIED SCHOOL DISTRICT

Board Secretariat

I hereby certify that the foregoing is a full, true, and correct transcript of a resolution duly adopted by the Governing Board named therein at a duly constituted meeting of the said Governing Board, held on September 12, 2023, as it appears upon the minutes of the said meeting held on September 12, 2023.

Signed: _____

Board Secretariat

**LOS ANGELES UNIFIED SCHOOL DISTRICT
BOARD OF EDUCATION**

**RESOLUTION TO COMMIT FUND BALANCE
IN THE 2022-23 FISCAL YEAR**

WHEREAS, the Governmental Standards Accounting Board (GASB) has issued Statement No. 54 (GASB 54), establishing the category of committed fund balance;

WHEREAS, the Los Angeles Unified School District is required to comply with GASB 54 reporting requirements;

WHEREAS, the committed fund balance classification reflects amounts subject to specific internal constraints self-imposed by the Board;

WHEREAS, once the committed fund-balance constraints are imposed, it requires the constraint to be revised, removed, or redirected for other purposes by the Board in the same manner as the Board originally approved the commitment; and

WHEREAS, the Board has determined it has specific needs that it elects to fund with portions of its General Fund ending fund balance.

NOW, THEREFORE, BE IT RESOLVED, that the Los Angeles Unified School District Board of Education, hereby commits to utilizing portions of its general fund ending balance, as indicated by the committed fund classification in its financial statements, for the following purposes:

Purpose	Justification	Estimated Amounts (in millions)
Compensation	To fund compensation	\$614*
Various Program Needs	For resources that are intended to be used for specific purposes	\$40
Total		\$654

*Included in this balance is \$164 million that was previously committed for labor agreements at the adoption of the 2023-24 Final Adopted Budget.

BE IT FURTHER RESOLVED, that such funds cannot be used for any purposes other than directed above, unless the Board adopts a successor resolution to revise or remove the constraint, or otherwise redirect the funds for other purposes.

BE IT FURTHER RESOLVED, that the District's Superintendent, or designee, is hereby authorized and directed to finalize the amounts to be committed for the purposes directed above for fiscal year 2022-23.

Approved, passed and adopted by the Board of Education of the Los Angeles Unified School District on the 26th day of September, 2023:

AYES: _____

NOES: _____

ABSTENTIONS: _____

Jackie Goldberg, President of the Governing Board of the
Los Angeles Unified School District

Attested to:

Michael McLean, Clerk of the Governing Board of the
Los Angeles Unified School District

TAB 2



Board of Education Report

[Return to Order of Business](#)

File #: Rep-054-23/24, **Version:** 1

Approval of Routine Personnel Actions

September 26, 2023

Human Resources Division

Action Proposed:

Approve 6,841 routine personnel actions (including, but not limited to elections, promotions, transfers, leaves, terminations, separations, permits and approval of senior management contracts) according to the following breakdown:

Classified:	4,993
Certificated:	1,414
Unclassified:	434

It is proposed that the following routine personnel actions (including, but not limited to elections, promotions, transfers, leaves, terminations, separations, permits and senior management contracts) be approved.

SAP transaction numbers: 2684967 to 3668826

ROUTINE PERSONNEL ACTIONS

	Total (this report) (08/07/2023 to 08/23/2023)	Total (Year-to-date)
1. Classified	4,993	30,635
2. Certificated	1,414	46,544
3. Unclassified	<u>434</u>	<u>7,227</u>
TOTAL	6,841	84,406

BREAKDOWN OF ACTIONS:

Actions	Classified	Certificated	Unclassified	Total
Hires	523	573	79	1175
Leaves/Paid	84	106	0	190
Leaves/Unpaid	6	5	0	11
Reassignments/Demotions	25	0	0	25
Reassignments/Promotions	94	191	0	285
Reassignments/Transfers	1267	94	118	1479
Retirements	20	12	0	32

Actions	Classified	Certificated	Unclassified	Total
Separations/Non-Resignations	355	81	200	636
Separations/Resignations	104	91	13	208
Other Actions*	2515	261	24	2800

*Other actions include absences, conversion codes from legacy, change of pay, and change of work schedule and benefits.

Background:

This report is presented at each Board Meeting for approval of routine personnel actions.

Expected Outcomes:

Not applicable

Board Options and Consequences:

Specifically in regard to disciplinary action, a no vote may nullify the disciplinary action due to legal time constraints. A no vote impacts the timeliness of processing personnel actions for classified and certificated employees regarding their assignment, salary/rate, transfer, and new appointment and may be in conflict with procedural rights and benefits afforded them under applicable Education Code provisions, Personnel Commission Rules, District Policy, and respective Collective Bargaining Agreements (UTLA, AALA, Teamsters, Los Angeles School Police Sergeants and Lieutenants Association). Employees have procedural rights that are based on their status (permanent or probationary) associated with the specific personnel action being submitted and the respective rights available to them in accordance with the above. Additionally, based on Personnel Commission Rules, permanent classified employees have rights to appeals.

Policy Implications:

Not applicable

Budget Impact:

Cost Neutral

Student Impact:

Not applicable

Equity Impact:

Not applicable

Issues and Analysis:

All actions affecting classified personnel and apprentice personnel reported herein are in accordance with Section 45123-45125, 45135, and 45240-45318 of the Education Code and with the Rules of the Personnel Commission.

File #: Rep-054-23/24, **Version:** 1

Attachments:

Attachment A: Administrative Regulations 4214

Attachment B: Number of Routine Personnel Actions

Attachment C: Routine Personnel Actions



Attachment D: Senior Management Contracts

Informatives:


Not applicable

Submitted:

09/29/23

RESPECTFULLY SUBMITTED,
ALBERTO M. CARVALHO
Superintendent**APPROVED & PRESENTED BY:**
FRANCISCO J. SERRATO
Interim Chief Human Resources Officer
Human Resources Division**REVIEWED BY:**
DEVORA NAVERA REED
General Counsel**APPROVED BY:**
PEDRO SALCIDO
Deputy Superintendent
Business Services & Operations

___ Approved as to form.

REVIEWED BY:
NOLDERTO DELGADO
Deputy Chief Business Officer, Finance**CERTIFIED BY:**
KARLA GOULD
Personnel Director
Personnel Commission

___ Approved as to budget impact statement.

Los Angeles Unified School District
Human Resources Division

ATTACHMENT A

DATE: 8/25/23

ADMINISTRATIVE REGULATION: 4214 SAP Transaction #2684967-3668826

Each AR 4214 request has been reviewed and approved by a designee of the Superintendent.

TRANS#	NAME	FROM CLASS/LOCATION	TO CLASS	LOCATION
COMMENTS:				

NONE

Reasons For ESC Selection:

1. Special skills/special need (e.g. bilingual, school continuity, instructional expertise in literacy or math)
2. ESC recommends current limited acting incumbent
3. Reduction-in-Force (RIF)
4. Reassignment due to position closure/norm enrollment loss

LOS ANGELES UNIFIED SCHOOL DISTRICT
Personnel Commission

ATTACHMENT B

NUMBER OF ROUTINE PERSONNEL ACTIONS

This attachment addresses the total number of classified personnel actions (4,993) on the Board of Education Routine Personnel Actions Report for the September 26, 2023 meeting.

The following table represents a breakdown of the new hire, reassignment, and rehire actions for the September 26, 2023 board report for the period of August 7, 2023 to August 23, 2023.

Hire Data:

As presented in the attached table, the total number of classified hire and reassignment actions for the period of August 7, 2023 to August 23, 2023, is 3,742 of which 3,316 (89%) are rehires or reassignments, and 426 (11%) are new hires. With the exception of 82 assignments, all of the actions are for positions which are school-based or provide direct support to the schools or their operations.

All new hires to regular/permanent positions are for A, B, C, or E basis positions. The new hires consist of: Assignment Technician, Audiologic Resource Aide, Building and Grounds Worker, Buyer, Electrician, Environmental Health Specialist (2), Financial Manager, Food Production Assistant, Food Service Worker (14), Gardener, Information Technology Support Assistant, Instructional Aide (Braille), Instructional Aide for Students Who Are Deaf and Hard-of-Hearing-Signing, Instructional Aide-Computer Lab (3), IT Support Technician (5), Labor Compliance Technician, Library Aide (21), Licensed Vocational Nurse (2), Office Technician (8), Painter, School Facilities Attendant (Female) (Restricted), School Facilities Attendant (Male), Senior Investigator, Senior Office Technician (2), Sign Language Interpreter, Stocker Worker.

The following regular/permanent positions have been filled by promotional employees: Administrative Analyst (2), Apprentice Heating and Air Conditioning Fitter, Assistant Administrative Analyst, Assistant Plant Manager I (4), Assistant Projects Manager (2), Associate Computer Applications Specialist (SAP), Central Shops Supervisor, Deputy Director of IT, Infrastructure Project Management, Engineering Aide, Facilities Project Manager II, Financial Manager (2), Food Production Supervisor, Food Service Manager I (3), Food Service Manager II, Food Service Manager V, Gardener, Head Stock Clerk, Health Care Assistant, Health Office Clerk, Human Resources Specialist II, Information Security Analyst I, Instructional Aide-Computer Lab, IT Operations Manager, IT Support Technician, Library Aide (7), Office Technician (4), Plant Manager I (7), Plant Manager III, School Administrative Assistant (7), Senior Accounting Analyst, Senior Administrative Analyst, Senior Developer, Senior Financial Manager (2), Senior Floor Covering Installer, Senior Food Service Worker (3), Senior Office Technician (9), Senior Procurement Customer Services Supervisor, Senior Sustainability Specialist, Special Assistant to the Chief Facilities Executive, Special Education Assistant.

Hire Data of All Classified Employees								
From August 7, 2023 to August 23, 2023								
By New Hire, Reassignment, and Rehire								
Classification	Prov	Reg / Perm	Restr	Return Retiree	Subs	Temp 1GXX	Temp	Grand Total
NEW HIRE								
Accounting Technician II					1			1
Administrative Intern I					3			3
Assignment Technician		1						1
Athletics Assistant					11			11
Audiologic Resource Aide		1						1
Broadcast Systems Operator	1							1
Building and Grounds Worker		1			37			38
Bus Driver Trainee					14			14
Buyer		1						1
Campus Aide (Male/Restricted)			2					2
Campus Aide (Restricted)			25		20			45
Community Representative A and (Restricted)						2		2
Community Representative C and (Restricted)			11			2		13
Data Analyst					1			1
Early Education Center Aide I & (Restricted)					10			10
Education Aide III & (Restricted)			4					4
Educational Resource Aide (Spanish Language/Restricted)			1					1
Electrician		1						1
Environmental Health Specialist		2						2
Financial Manager		1						1
Food Production Assistant		1						1
Food Service Worker		14			9			23
Gardener		1						1
Information Technology Support Assistant		1						1
Instructional Aide (Braille)		1						1
Instructional Aide (Transitional Kindergarten) & (Restricted)			28		1			29
Instructional Aide for Students Who Are Deaf and Hard-of-Hearing-Signing		1						1
Instructional Aide I & (Restricted)			32					32
Instructional Aide-Computer Lab		3						3
IT Support Technician		5						5
Labor Compliance Technician		1						1
Library Aide		21						21
Licensed Vocational Nurse		2						2
Light Bus Driver					1			1
Office Technician		8						8
Painter		1						1
Resource Assistant for Students with Visual Disabilities					1			1
School Climate Advocate & (Restricted)			1					1
School Facilities Attendant (Female) (Restricted)		1						1
School Facilities Attendant (Male) (Restricted)		1						1
School Facilities Attendant (Restricted)					2			2

Hire Data of All Classified Employees								
From August 7, 2023 to August 23, 2023								
By New Hire, Reassignment, and Rehire								
Classification	Prov	Reg / Perm	Restr	Return Retiree	Subs	Temp 1GXX	Temp	Grand Total
School Supervision Aide and (Restricted)			43			7		50
Senior Investigator		1						1
Senior Office Technician		2						2
Sign Language Interpreter		1						1
Special Education Assistant					52			52
Special Education Trainee					29			29
Stock Worker		1						1
New Hire Total	1	75	147		192	11		426
REASSIGNMENT								
Accountant	1	1						2
Accounting Technician II	1	1						2
Administrative Analyst		3						3
Administrative Staff Aide		2						2
Apprentice Heating and Air Conditioning Fitter		1						1
Assistant Administrative Analyst		1						1
Assistant Area Bus Supervisor		1						1
Assistant Buyer	1							1
Assistant Logistics Supervisor	1							1
Assistant Plant Manager I		4					1	5
Assistant Projects Manager		2						2
Associate Computer Applications Specialist (SAP)		1						1
Associate General Counsel I	1							1
Associate Project Engineer I		1						1
Building and Grounds Worker		41						41
Campus Aide (Female/Restricted)		1	7					8
Campus Aide (Male/Restricted)		3	4					7
Campus Aide (Restricted)		46	65		11		14	136
Central Shops Supervisor		1						1
Class "A" Commercial Truck Driver		1						1
Community Representative A and (Restricted)		10	9				1	20
Community Representative C and (Restricted)		49	71			2		122
Community Representative E and (Restricted)		4	1					5
Complex Project Manager		1						1
Coordinating Contract Assistant	1							1
Counselor Aide		1						1
Deputy Director of IT, Infrastructure Project Management		1						1
Early Education Center Aide I & (Restricted)		23	47		3		2	75

Hire Data of All Classified Employees								
From August 7, 2023 to August 23, 2023								
By New Hire, Reassignment, and Rehire								
Classification	Prov	Reg / Perm	Restr	Return Retiree	Subs	Temp 1GXX	Temp	Grand Total
Early Education Center Attendant		1						1
Education Aide III & (Restricted)			18					18
Education Aide III (AVID)		1	1					2
Educational Resource Aide (Restricted)		2	2				12	16
Electrician		1						1
Engineering Aide		1						1
Facilities Project Manager I		1						1
Facilities Project Manager II		1						1
Facilities Services Coordinator		1						1
Financial Manager		4						4
Fiscal Specialist							1	1
Food Production Supervisor		1						1
Food Service Manager I	1	3						4
Food Service Manager II		1						1
Food Service Manager V		3					1	4
Food Service Worker		47			1		1	49
Gardener		4						4
Head Stock Clerk		1						1
Health Care Assistant		68						68
Health Office Clerk		2			1			3
Heavy Bus Driver		439			4			443
Human Resources Specialist II		1						1
Infant Care Aide and (Restricted)			1					1
Information Security Analyst I		1						1
Information Technology Support Assistant		1						1
Instructional Aide (Literacy) & (Restricted)		85	1				2	88
Instructional Aide (Math) & (Restricted)		44	15				2	61
Instructional Aide (Transitional Kindergarten) & (Restricted)		31	121				40	192
Instructional Aide for Students Who Are Deaf and Hard-of-Hearing-Signing		1						1
Instructional Aide I & (Restricted)		1	52				20	73
Instructional Aide-Computer Lab		6	1					7
IT Infrastructure Project/Program Manager	1							1
IT Operations Manager		1						1
IT Support Technician		14						14
Library Aide		46						46
Light Bus Driver		444			4			448
Office Technician		18			1		6	25
Out-of-School Pgm Wrkr			1					1
Out-of-School Senior Director							1	1
Parent Education Support Assistant					1			1
Parent Resource Assistant (Spanish Language) and Restricted		1						1
Plant Manager I		14			1		4	19
Plant Manager II		2					2	4

Hire Data of All Classified Employees								
From August 7, 2023 to August 23, 2023								
By New Hire, Reassignment, and Rehire								
Classification	Prov	Reg / Perm	Restr	Return Retiree	Subs	Temp 1GXX	Temp	Grand Total
Plant Manager III		1					1	2
Principal Clerk		1						1
Principal Personnel Clerk	1							1
Program and Policy Development Advisor, Employee Performance Management				1				1
SAP Functional Analyst (BN, BW, Security)		1						1
School Administrative Assistant		10					6	16
School Climate Advocate & (Restricted)		2	4				3	9
School Facilities Attendant (Restricted)		6			1			7
School Office Computer Coordinator (Adult)		1						1
School Supervision Aide and (Restricted)		149	171			16	13	349
Senior Accounting Analyst		1						1
Senior Administrative Analyst		1						1
Senior Carpenter		1						1
Senior Developer		1						1
Senior Financial Manager		2						2
Senior Floor Covering Installer		1						1
Senior Food Service Worker		6						6
Senior IT LAN Technician	1							1
Senior Office Technician		14					11	25
Senior Procurement Customer Services Supervisor		1						1
Senior Sustainability Specialist		1						1
Sheet Metal Worker		4						4
Sign Language Interpreter		3						3
Special Assistant to the Chief Facilities Executive		1						1
Special Education Assistant		342			235		10	587
Special Education Trainee					64		56	120
Stock Worker		2						2
Student Integration Helper & (Restricted)			2					2
Supervising Personnel Clerk	1							1
Supervising Special Education Assistant		9						9
Tree Surgeon		1						1
Vocation and Transition Assistant		1						1
WAN Specialist I		1					1	2
Reassignment Total	11	2,057	594	1	327	18	211	3,219
Rehire								
Athletics Assistant					2			2
Building and Grounds Worker					2			2
Bus Driver Trainee					1			1
Campus Aide (Female/Restricted)					1			1
Campus Aide (Restricted)		2	5		5			12

Hire Data of All Classified Employees								
From August 7, 2023 to August 23, 2023								
By New Hire, Reassignment, and Rehire								
Classification	Prov	Reg / Perm	Restr	Return Retiree	Subs	Temp 1GXX	Temp	Grand Total
Community Representative C and (Restricted)			2					2
Early Education Center Aide I & (Restricted)					2			2
Education Aide III & (Restricted)			2					2
Food Production Assistant		1						1
Food Service Training Specialist					1			1
Food Service Worker		4			3			7
Instructional Aide (Transitional Kindergarten) & (Restricted)			9					9
Instructional Aide I & (Restricted)			5					5
Instructional Aide-Computer Lab		1						1
Library Aide		1						1
Licensed Vocational Nurse		1						1
Office Technician		3						3
School Climate Advocate & (Restricted)		1	2					3
School Supervision Aide and (Restricted)			8			1		9
Senior Office Technician		1						1
Special Education Assistant		9			15			24
Special Education Trainee					4		1	5
Speech Language Pathology Assistant		1						1
Telephone Assignment Clerk					1			1
Rehire Total		25	33		37	1	1	97
Grand Total	12	2,157	774	1	556	30	212	3,742

Summary

Temporary and Substitute employees are often needed for short periods of time to assume responsibilities for regular employees when they are unavailable; they are not intended to replace regular employees for an extended period of time. Positions for several classifications, such as Education Aides and Instructional Aides, are typically filled by restricted status employees.

LOS ANGELES UNIFIED SCHOOL DISTRICT
Human Resources Division

ATTACHMENT C

ROUTINE PERSONNEL ACTIONS

The Human Resources Division reports 573 certificated new hires during the time period covered by this report and a summary list of hires appears below. The 573 certificated new hires serve at schools and programs throughout the District and are comprised of both former employees selected from rehire lists and newly employed certificated employees. Substitute teachers continue to be hired to ensure increased coverage capacity for teacher absences.

Adult Education Teacher, Acad Instr	2
Adult Education Teacher, P-P CT	1
Adult Education Teacher, Day-to-Day Substitute	3
Arts Education Itinerant	1
Assistant Principal, Elementary Instructional Specialist	2
Counselor, Pupil Services & Attendance	14
Counselor, Secondary School	19
Early Childhood Ed Teacher	1
Elementary Teacher	152
Elementary Teacher, Day-to-Day Substitute	41
K-12 Adaptive PE Teacher	1
Marine Corps JROTC Instructor	2
Occupational Therapist	5
Psychiatric Social Worker	2
ROC/ROP Teacher	5
Special Education Teacher, RSP	5
School Rec Therapist Specialist	1
School Nurse	9
School Psychologist	8
Secondary Teacher	203
Special Education Teacher	27
Special Education Teacher, Moderate	6
Speech & Language Pathologist	6
Teacher Assistant-Degree Track	57

LOS ANGELES UNIFIED SCHOOL DISTRICT
Human Relations Division

ATTACHMENT D

ROUTINE PERSONNEL ACTIONS – SENIOR MANAGEMENT

Approval of contracts of employment for senior management employees appointed by the Board of Education in closed session on September 12, 2023, and one-year contract extensions per contractual provision for positive evaluations. See attached lists.

LOS ANGELES UNIFIED SCHOOL DISTRICT
 SENIOR MANAGEMENT CONTRACTS
 Appointed on September 12, 2023

CONFIDENTIAL

NAME	TITLE	SERVICE	START DATE	END DATE	ANNUAL SALARY	*STEP	AUTO/ALLOWANCE/ OTHER
Sean Chong	Deputy Chief Information Security Officer	Classified	9/13/2023	6/30/2025	\$210,619.68	4 of 5	\$250 per month
Christos Chrysiliou	Chief Eco-Sustainability Officer	Classified	9/13/2023	6/30/2025	\$190,519.32	5 of 5	\$250 per month
Timothy Rosnick	Director of Capital Planning and Budgeting	Classified	9/13/2023	6/30/2024 +	\$194,030.64	4 of 5	\$250 per month
Alix Walsh O'Brien	Deputy Chief Facilities Executive	Classified	9/13/2023	6/30/2024 +	\$218,932.68	2 of 5	\$250 per month

+ Indicates that contract will be automatically renewed upon positive evaluation

*Employees who are in classifications with steps and are not at top step are eligible for an increase during contract.

TAB 3



Board of Education Report

[Return to Order of Business](#)

File #: Rep-061-23/24, **Version:** 1

Provisional Internship Permits

September 26, 2023

Human Resources Division

Action Proposed:

Approve request for 46 teachers to be employed under the Provisional Internship Permit pursuant to Title 5 California Code of Regulations, Section 80021.1.

Background:

The Provisional Internship Permit became effective on July 1, 2005, in anticipation of the phasing out of the former authorizing document. The Provisional Internship Permit is valid for one year and may not be renewed. During the first year of employment, the Provisional Intern teacher must meet all requirements for entrance into an accredited intern program.

The Los Angeles County Office of Education grants authority to the District to employ potential Provisional Interns on a Temporary County Certificate until such time that the Board of Education approves their employment under the Provisional Internship Permit. Commission on Teacher Credentialing (CTC) regulations require that the request to employ Provisional Interns be approved by the Board and submitted to the CTC within three months of the teachers beginning their assignment.

The CTC requires that the governing board be presented with a list of teachers to be employed under the Provisional Internship Permit (Attachment A). Additionally, the CTC requires that the approval of these Permits be an action item on the agenda and not part of the consent agenda.

Expected Outcomes:

The approval of Provisional Internship Permits will enable the District to continue to staff teacher vacancies in shortage subject fields with individuals committed to completing the requirements to enter into an intern program and subsequently earn a full credential.

Board Options and Consequences:

Approval of Provisional Internship Permits will afford the District the opportunity to hire new special education, multiple subject, mathematics, art, social science, physical education, and English teachers who will be required to follow a prescribed and rigorous pathway that results in the earning of both full state and federal teacher certification.

If the Provisional Internship Permits are not approved, and a full-time teacher cannot be hired, classroom vacancies would be staffed by a series of individuals in possession of only Emergency 30-Day Substitute Teaching Permits. Day-to-day substitutes are not required to be enrolled in a teacher education program, and may only remain in a special education classroom for a maximum of twenty days, after which time they are deemed by the State as inappropriately assigned.

File #: Rep-061-23/24, **Version:** 1

Policy Implications:

This action does not change District policy.

Budget Impact:

There is no impact on the District's budget.

Student Impact:

The goal of the Human Resources Division is to ensure that there is an appropriately authorized teacher in every classroom. In areas of high need such as special education, multiple subject, mathematics, art, social science, physical education, and English, where there might be a teacher shortage, the District may approve the use of Provisional Internship Permits, which authorize a teacher candidate to step into the classroom as the teacher of record while they take the necessary steps to enroll in a credential program.

Equity Impact:

Not applicable

Issues and Analysis:

Not applicable

Attachments:

Attachment A - Teachers with Provisional Intern Permits

Informatives:


Not applicable

Submitted:

09/26/23

RESPECTFULLY SUBMITTED,

ALBERTO M. CARVALHO
Superintendent

APPROVED & PRESENTED BY:

FRANCISCO J. SERRATO
Interim Chief Human Resources Officer
Human Resources Division

REVIEWED BY:

DEVORA NAVERA REED
General Counsel

___ Approved as to form.

APPROVED & PRESENTED BY:

PEDRO SALCIDO
Deputy Superintendent
Business Services & Operations

REVIEWED BY:

NORBERTO DELGADILLO
Deputy Chief Business Officer, Finance

___ Approved as to budget impact statement.

Teachers with Provisional
Intern Permits

Attachment A

No.	Name	School	Region	BD	Subject	Effective
1	Brandon Kenny	32nd Street/USC Media Arts/ Engineering Magnet	S	1	English (No Theater)	8/18/2023
2	Stacey Ramirez	Cimarron EL	S	1	Mild/Moderate Support Needs and Extensive Support Needs	8/17/2023
3	Gabriela Aquije Quiroga	Western Ave Tech/Eng/Comm/Hum Magnet	S	1	Multiple Subject	8/14/2023
4	Stephanie Wright	Manhattan Place EL	S	1	Multiple Subject	8/14/2023
5	Daisy Hernandez	Raymond Ave EL	S	1	Multiple Subject	8/11/2023
6	Michael Jimenez	Hillcrest Dr EL	S	1	Multiple Subject	9/1/2023
7	Alondra Chavez	West Athens EL	S	1	Multiple Subject	8/9/2023
8	Dennis Chinn	Palms MS	W	1	Multiple Subject	8/22/2023
9	Sandra Munoz	Nightingale MS BET Magnet	E	2	Multiple Subject	8/12/2023
10	Denise Lara	Marianna EL	E	2	Mild/Moderate Support Needs and Extensive Support Needs	8/18/2023
11	Abigail Moreno	Mendez SH	E	2	Mild/Moderate Support Needs and Extensive Support Needs	8/16/2023
12	Maribel Martinez-Torres	Griffith MS	E	2	Multiple Subject	8/10/2023
13	Juan Gutierrez	Mendez SH	E	2	Mild/Moderate Support Needs and Extensive Support Needs	8/11/2023
14	Jasan Perez	Latona EL	E	2	Multiple Subject	8/10/2023
15	Onory Corral	Lincoln SH	E	2	Mild/Moderate Support Needs and Extensive Support Needs	8/9/2023
16	John Reyes Cadiente	Belmont SH	E	2	English	8/23/2023
17	Sheylah Mahammadie-Sabet	Lorne EL	N	3	Multiple Subject	8/14/2023
18	Jose Ruiz Garcia	Columbus Ave EL	N	3	Multiple Subject	8/3/2023

Teachers with Provisional
Intern Permits

Attachment A

No.	Name	School	Region	BD	Subject	Effective
19	Yanick Joch	Anatola EL	N	3	Mild/Moderate Support Needs and Extensive Support Needs	8/9/2023
20	Yesenia Flores	Cantara EL	N	3	Mild/Moderate Support Needs and Extensive Support Needs	8/12/2023
21	Citlalli Leon Raya	Canoga Park EL	N	3	Multiple Subject	8/11/2023
22	Zulema Cano	Napa EL	N	3	Multiple Subject	8/24/2023
23	Jenny Orellana	Sutter MS	N	4	Mild/Moderate Support Needs and Extensive Support Needs	8/14/2023
24	John Ayala-Hernandez	Santee Education Complex	E	5	Social Science	8/11/2023
25	Tanya Cervantes	Annandale EL	E	5	Mild/Moderate Support Needs and Extensive Support Needs	8/9/2023
26	Nicolle Echeverria	Gage MS STEAM Magnet	E	5	Social Science	8/22/2023
27	Kimberly Gutierrez	Marquez SH Libra Academy	E	5	Mild/Moderate Support Needs and Extensive Support Needs	8/11/2023
28	Virginia Vilchis	South East SH	E	5	Art	8/11/2023
29	Atlas Novack	Legacy SH Visual and Performing Arts	E	5	English	8/22/2023
30	Sandra Guzman	Clinton MS	E	5	Mild/Moderate Support Needs and Extensive Support Needs	8/17/2023
31	Roberto Arciniega	Harmony EL	E	5	Mild/Moderate Support Needs and Extensive Support Needs	8/23/2023
32	Efrain Flores Carrillo	Gledhill EL	N	6	Mild/Moderate Support Needs and Extensive Support Needs	8/9/2023
33	Jennifer Cortez	Vinedale College Preparatory Academy	N	6	Mild/Moderate Support Needs and Extensive Support Needs	8/12/2023
34	Isela Barragan	Vinedale College Preparatory Academy	N	6	Mild/Moderate Support Needs and Extensive Support Needs	8/9/2023
35	Leonor Luis Membreno	Vista MS Law/Gov/ Social Justice/Lead Magnet	N	6	Social Science	8/14/2023

Teachers with Provisional
Intern Permits

Attachment A

No.	Name	School	Region	BD	Subject	Effective
36	Michele Blake	Vista MS	N	6	Physical Education (No Dance)	8/17/2023
37	Andrew Glenn	Vista MS	N	6	Mathematics	8/1/2023
38	Carina Fernandez	Toluca Lake EL	N	6	Multiple Subject	8/22/2023
39	Kimberly Sabido	Toluca Lake EL	N	6	Multiple Subject	8/18/2023
40	Angelica Sanchez-Lara	Main St EL	E	7	Multiple Subject	8/16/2023
41	Yadira Cabrera	Peary MS	S	7	Mild/Moderate Support Needs and Extensive Support Needs	8/11/2023
42	Guadalupe Torres	Hawaiian EL	S	7	Multiple Subject	8/9/2023
43	Nataly Guerrero	Griffith Joyner EL	S	7	Mild/Moderate Support Needs and Extensive Support Needs	8/17/2023
44	Jennifer Mora	Wilmington Park EL	S	7	Mild/Moderate Support Needs and Extensive Support Needs	8/17/2023
45	Cheyenne Figueroa	Knox EL	S	7	Multiple Subject	8/9/2023
46	Ruby Flores	Sp Ed Service Center	Related Services		Mild/Moderate Support Needs and Extensive Support Needs	8/12/2023

TAB 4



Board of Education Report

[Return to Order of Business](#)

File #: Rep-051-23/24, **Version:** 1

Rescission of the LAUSD Vaccination Requirement

September 26, 2023

Office of the Superintendent

Action Proposed:

Authorize the rescission of the Los Angeles Unified School District's ("LAUSD" or "District") COVID-19 vaccination requirement.

Background:

On March 4, 2020, Governor Newsom proclaimed a state of emergency within the State due to the threat posed by the Novel Coronavirus (COVID-19) and the Los Angeles County Health Officer issued a Declaration of Local Health Emergency due to the introduction of the COVID-19 cases to the County. Subsequently, on March 13, 2020, LAUSD closed all of its facilities for in-person District administration and operations and school instruction, resulting in the implementation of a distance learning program and remote working through most of the 2020-21 school year. In April 2021, the District began reopening school facilities for in-person learning.

In response to the COVID-19 pandemic, the District implemented a high standard of multi-layered safety measures to effectively mitigate the spread of COVID-19, including testing, masking, ventilation, screening, high quality sanitation measures, and the requirement for all employees and eligible students to be vaccinated. On August 13, 2021, the District issued a directive that all employees be fully vaccinated. The directive required employees to show proof of such by October 15, 2021. The requirement extended to all adults who were on LAUSD campuses (charter school employees for co-located sites; vendors; contractors; volunteers). Following this, the District issued an updated vaccination schedule to employees requiring that all employees receive their first vaccine by October 15, 2021, and their second vaccine by November 15, 2021. Completed vaccine records were required to be uploaded for verification. Separately, the District mandated, but did not enforce a student vaccination requirement in alignment with the state and court rulings. On November 16, 2021, the Board of Education (Board) affirmed the District's COVID-19 vaccination requirement. In addition, the Board declared that all COVID-19 health and safety policies and procedures were applicable to charter schools on District sites, contractors, volunteers, and other adults providing services on District facilities. On December 14, 2021, the Board extended the COVID-19 vaccination requirement as a policy applicable to all charter schools authorized by the LAUSD Board of Education regardless of charter school location.

On February 28, 2023, California's state of emergency for COVID-19 ended. On February 3, 2023, the California Department of Public Health ("CDPH") announced that it is not exploring emergency rulemaking to add COVID-19 to the list of required school vaccinations and any changes to required K-12 immunizations are properly addressed through the legislative process. Instead, the CDPH issued guidance intended to mitigate the impact and spread of COVID-19 to support safe, in-person learning in TK-12 school settings. CDPH's guidelines are in alignment with the state's SMARTER (Shots, Masks, Awareness, Readiness, Testing, Education, Rx) plan to provide resources to support the goal of preventing broad disruption to in-person learning.

Similarly, on February 1, 2023, the Los Angeles City Council Emergency Order ended. On March 31, 2023, the Los Angeles County Board of Supervisors ended the County's COVID-19 emergency declarations. The termination of the emergency declaration ended both the County's Proclamation of Local Emergency and Declaration of Local Health Emergency for COVID-19 which have been in place since March 2020. With the end of the Los Angeles County COVID-19 emergency declarations, the Los Angeles County Department of Public Health ("LACDPH") aligned its safety measures with federal and state COVID-19 guidance, while continuing to require a few measures at educational institutions to reduce COVID-19 related disruptions.

At worksites and educational settings, COVID-19 isolation and notification guidelines for staff are set by CAL/OSHA. Current Los Angeles County Department of Public Health and CAL/OSHA recommendations are as follows: School employees who have tested positive must isolate at home for at least five days and can only return to their worksite between days six and ten if they are fever-free and wearing a well-fitting mask indoors and around others outdoors except when eating or drinking. Students who have tested positive are also required to isolate at home for five days and, if returning to school between days six and ten, should wear a well-fitting mask when indoors and around others outdoors except when eating or drinking. Students returning between day six and ten may unmask if they have two sequential negative tests taken at least a day apart. Schools are required to notify employees and are recommended to notify students who are close contacts of a confirmed case and provide exposed workers with free testing.

In addition to the setting aside of local and state emergency declarations, the Biden administration ended the Coronavirus Public Health Emergency Declaration on May 11, 2023. On the same month, the World Health Organization Director General determined that COVID-19 no longer constitutes a public health emergency of international concerns.

Presently, LAUSD's COVID-19 vaccination requirement remains in effect with 100% of its employees reporting to District sites fully vaccinated pursuant to the requirements instituted in August 2021. Employees who have reasonable accommodations pursuant to medical reasons or disability, or based on sincerely held religious beliefs have been accommodated at the District's virtual academies if the employee is able to accomplish all essential job duties. Employees have also been granted a reasonable accommodation if the employee has accrued benefit time and/or the ability to seek a permissive leave of absence, in accordance with legal requirements.

At the time of implementation of the District's COVID-19 vaccination requirement, Los Angeles Unified schools had been closed for full time in-person learning for 17 months due to the rapidly changing, deadly virus. The intent with re-opening schools was to preserve in-person learning in the safest environment possible. At the time, even a modest number of positive cases of COVID-19 could have prompted school and classroom closures. Because COVID-19 vaccination reduced transmission and disease severity, it made sense to have a vaccination requirement-to keep schools open for in-person learning.

As a testament to the incredible power of vaccinations and the advancements of science, COVID-19 has now entered the endemic phase. This means that the virus is here to stay, but it is not spreading at a rapid enough pace to overwhelm hospital systems. This also means that while there will continue to be surges of COVID-19, it has entered a state of stability and predictability that comes with other viruses such as RSV and the Flu. In addition, we can use mitigation measures such as encouraging vaccination, masking, testing and educating about good hygiene practices during times when there is a high prevalence of respiratory viruses such as COVID-19. The science has not changed. Vaccines are still safe and effective. We continue to encourage everyone to stay updated on all vaccinations. However, we no longer need a COVID-19 vaccine requirement to keep schools open for in-person learning.

Expected Outcomes:

If the Board approves the rescission of the COVID-19 vaccination requirement, the District will cease requiring proof of vaccination for new hires, contractors, volunteers, third-party facilities users, and other service providers before they are permitted to provide instructional and other services to schools, students, and offices.

The District will continue to strongly encourage vaccinations for employees, families and students. In addition, in collaboration with our communications team, our medical team will continue to educate our school community about proper hygiene practices and tools such as masking and testing during times of high transmission of respiratory viruses such as COVID-19, Flu and RSV.

The District will continue monitoring the state of COVID-19 and other viruses. Should health conditions necessitate a revisiting of the COVID-19 vaccination requirement, the District will evaluate and bring any recommendation to the Board for consideration.

Board Options and Consequences:

A “yes” vote will rescind the COVID-19 vaccination requirement.

A “no” vote will maintain the COVID-19 vaccination requirement.

Policy Implications:

The District’s COVID-19 Containment, Response and Control Plan will be amended to remove the requirement for proof of vaccination.

Budget Impact:

The proposed action in and of itself does not have a budget impact.

Student Impact:

The health impact of COVID-19 on healthy children is similar to Flu and RSV. We do not have a vaccine requirement for the Flu and similar to the Flu, we can use mitigation measures such as encouraging vaccination, masking, testing and educating about good hygiene practices during times when there is a high prevalence of respiratory viruses.

Equity Impact:

Not applicable.

Issues and Analysis:

Los Angeles Unified continues to be committed to providing clean, maintained and well-ventilated school facilities to reduce the spread of respiratory infections and protect students and staff from exposure to other air pollutants including, airborne allergens, wildfire smoke, and transportation related emissions.

The District will continue to maintain and clean schools and offices so they are safe and healthy learning environments for students and workplaces for employees. Facilities Maintenance & Operations (M&O), as part of their quality assurance efforts, regularly surveys and recommends improvements for each school’s and administrative facility’s custodial program, in addition to conducting inspections and deep cleaning on an annual basis.

To promote optimal ventilation, all HVAC systems are designed to incorporate outdoor air to the greatest extent possible. HVAC repairs, always a critical service call, are elevated to urgent status, and should there be an

File #: Rep-051-23/24, **Version:** 1

interruption to HVAC service, portable air conditioning units, fans and/or high-efficiency particulate air (HEPA) purifiers are deployed to affected spaces. The District maintains an inventory of more than 1,650 portable HEPA air cleaning devices and more than 2,800 portable air conditioning units for rapid deployment to classrooms where an HVAC service call has been initiated and fans are not moving fresh air or fans are moving but not providing cool air. The District's inventory will continue to be replenished and/or added to as needed.

Should the Board lift the vaccination mandate, the pending certificated and classified employees who are currently ineligible to perform their duties could be eligible for assignment, and previously separated employees could be eligible to reapply.

Attachments:

None.

Informatives:

None.

Submitted:

09/14/23

RESPECTFULLY SUBMITTED,


ALBERTO M. CARVALHO
Superintendent

APPROVED & PRESENTED BY


PEDRO SALCIDO
Deputy Superintendent,
Business Services & Operations

REVIEWED BY:


DEVORA NAVERA REED
General Counsel

REVIEWED BY:


DR. SMITA MALHOTRA
Chief Medical Director

___ Approved as to form.

REVIEWED BY:


NOLBERTO DELGADILLO
Deputy Chief Business Officer, Finance

___ Approved as to budget impact statement.

TAB 5



Board of Education Report

[Return to Order of Business](#)

File #: Rep-052-23/24, **Version:** 1

Tobacco-Use Prevention Education (TUPE) Tier 2 from the California Department of Education (CDE) September 26, 2023 Beyond the Bell/Division of Instruction

Action Proposed:

Approval to accept Tobacco-Use Prevention Education (TUPE) Tier 2 Grant from the California Department of Education (CDE) in the amount of \$1,786,028 for the 2023-24 school year, for an estimated total of \$5,358,084 over a three-year period. This grant goes into effect on July 1, 2023, and ends on June 30, 2026. Since this is a state grant, continual funding for the 2024-25 and 2025-26 academic years is contingent on the available funds in the state budget. This new grant will provide funding to continue prevention, intervention, and cessation services to address new tobacco and cannabis products (i.e., e-cigarettes and vaporizers) being aggressively advertised and made available to youth, and the health risks associated with these products at 81 school sites (25 middle and 56 high schools) located on 71 campuses.

Background:

Beyond the Bell Branch through the Tobacco-Use Prevention Education Tier 2 Grant previously adopted on October 6, 2020 (BR-049-20/21) provided prevention, intervention, and cessation services at 101 school sites (49 middle schools and 52 high schools) located on 94 campuses. The reduction in the number of school sites that will receive the services provided through the TUPE Grant in the 2023-24 school year is due to the decrease in funding awarded by the CDE to LAUSD. Schools selected for this proposal were those with the highest number of tobacco-related incidents and those that serve large populations of student groups with health disparities (low socioeconomic status, Hispanic/Latino, African American, LGBTQ+, foster youth and students experiencing homelessness).

Expected Outcomes:

If approved by the board, the Tobacco-Use Prevention Education (TUPE) Tier 2 Grant will allow District and school staff to provide support to students at 81 middle and high school sites with the following:

- prevention curriculum in health classes;
- brief intervention for students most likely to begin using tobacco and/or cannabis products;
- referral of students currently using tobacco and/or cannabis products to cessation services;
- development of student health advocates who will conduct anti-smoking/anti-vaping awareness campaigns;
- training of students as peer educators who will conduct classroom presentations on the harmful effects of tobacco/cannabis products; and
- educating parents/school community members and staff on the health risks associated with the usage of any tobacco/cannabis products (i.e., traditional cigarettes, electronic cigarettes/vaporizers, and hookah).

These components will impact approximately 15,000 school staff members, 11,000 parents and school community members, and 98,000 students, which will result in reductions in use of tobacco and cannabis products by students at the identified middle and high school sites.

Implementation of the TUPE Grant at 81 secondary school sites aligns with Pillar 2, Joy and Wellness, of the LAUSD 2022-2026 Strategic Plan. The services and activities that make up the program strongly promote Whole-Child Well-Being and Strong Social-Emotional Skills. Students receive instruction that is tobacco and cannabis-specific and research-validated through the Health Curriculum and the Stanford Medicine Tobacco Prevention Toolkit, *You and Me Together Vape Free*.

Furthermore, in collaboration with Student Health and Human Services, students observed using tobacco and/or cannabis receive brief intervention by mental health support staff or TUPE Liaisons at each participating school site, and are referred for cessation services, as needed, at community health organizations such as wellness centers and Kick It! California. These TUPE Program components provide services which promote whole-child wellness.

The youth development component within the TUPE Grant includes student leadership clubs where student health advocates plan and execute awareness campaigns and classroom presentations throughout their campuses. Through these presentations, students inform their peers about the harmful effects of tobacco and cannabis products, including e-cigarettes, vaping devices, and hookah. Students also spread a strong and positive message that promotes wellness and emphasizes the importance of healthy alternatives for dealing with stress. These leadership clubs provide students with the opportunity to learn leadership skills and positively impact the lives of their peers and their communities.

Board Options and Consequences:

If a “Yes” vote, Beyond the Bell Branch will continue to offer the TUPE prevention, intervention, and cessation services at the 25 middle school and 56 high school sites.

If a “No” vote, Beyond the Bell will not be able to continue to provide these services at the identified sites. Failure to approve the grant will reduce the restricted revenue available to fund these services by \$1,786,028 in the 2023-24 school year, and by a total of \$5,358,084 over a three-year period.

Policy Implications:

According to the National Library of Medicine (2018), “TUPE funding was associated with an increase in schools’ tobacco-specific prevention activities and these enhanced activities were associated with lower tobacco use among students.”

Budget Impact:

Approval to accept this grant will increase restricted revenue by the amount of \$1,786,028 in the 2023-24 school year, for an estimated total of \$5,358,084 over a three-year period. Matching funds are not required for this grant.

Student Impact:

Students will receive anti-tobacco/anti-cannabis messaging to educate them on the health risks associated with the usage of all tobacco and cannabis products (i.e., traditional cigarettes, electronic cigarettes/vaporizers, and hookah) which will reduce their likelihood of using these products. Approximately 98,000 students will benefit from the various components offered through the TUPE Grant.

File #: Rep-052-23/24, Version: 1

Equity Impact:

Component	Score	Rationale
Recognition	4	The TUPE Tier 2 Grant Program, by design, corrects specific historical inequities experienced by students who fall into one or more health disparity groups, which have been disproportionately affected by the negative health consequences of using tobacco and cannabis products (including vaping devices, e-cigarettes, and hookah). These health disparity groups include students who are socioeconomically disadvantaged, Hispanic/Latino, Black/African American, LGBTQ+, as well as students with disabilities, in foster care, or experiencing homelessness.
Resource Prioritization	4	Middle schools and high schools selected for the TUPE Tier 2 Grant Program serve large populations of students who fall into one or more health disparity groups. TUPE Liaisons (certificated staff) work with administrators, deans, counselors, psychiatric social workers, restorative practices coordinators, bilingual coordinators, and school climate advocates to identify students from health disparity groups and refer those observed using tobacco/cannabis products to appropriate support services such as wellness centers. TUPE Facilitators (staff from partner Community Based Organizations) actively recruit students from health disparity populations to participate in student advocacy groups (Advocates for Healthy Choices and Peer Educator Clubs).
Results	4	The TUPE Tier 2 Grant Program closes an opportunity gap by providing access to culturally responsive intervention and cessation services for students from health disparity populations and their families. Brief intervention is provided in a culturally sensitive manner and offered in languages other than English. TUPE Liaisons refer students to cessation services provided by community health organizations who are experienced in serving students and families from health disparity populations. Culturally responsive community health organizations and other anti-tobacco/anti-cannabis resources are identified through LAUSD's membership in the Coalition for a Tobacco-Free Los Angeles County, led by the Los Angeles County Department of Public Health. Through development of youth advocates from health disparity groups, culturally relevant anti-tobacco/anti-cannabis messages will be communicated peer-to-peer within these student populations.
TOTAL	12	

Issues and Analysis:

The TUPE youth advocacy and peer educator components play a major role in the district's student leadership programs. By providing expanded learning programs that are safe for students to participate in after school, we provide students the opportunities to engage in enrichment, recreation, and academic activities.

Attachments:

Attachment A: 2023-24 Participating Schools

Attachment B: 2023-24 TUPE Tier 2 Grant Budget

Linked Materials: Previously adopted Board reports referenced in the Background section Adopted [October 6, 2020: Board Report No. 049-20/21](#)
<https://drive.google.com/file/d/1Egh6wUmjK-zveBJJ9cFNbdLUegjKxBra/view?usp=sharing>


File #: Rep-052-23/24, **Version:** 1

Informatives:
Not Applicable

Submitted:
08/11/23


RESPECTFULLY SUBMITTED,

APPROVED & PRESENTED BY:


ALBERTO M. CARVALHO
Superintendent
FRANCES BAEZ
Chief Academic Officer
Division of Instruction

REVIEWED BY:

APPROVED & PRESENTED BY:


DEVORA NAVERA REED
General Counsel
DEBE LOXTON
Executive Director
Beyond the Bell☐ Approved as to form.

REVIEWED BY:


NOLBERTO DELGADO
Deputy Chief Business Officer, Finance☐ Approved as to budget impact statement.

Los Angeles Unified School District - Beyond the Bell Branch
Tobacco-Use Prevention Education (TUPE) Tier 2 Grant
List of Schools
2023-2026

BD	Board Member	Middle Schools	High Schools	Numbers of Schools
1	Dr. George McKenna	1	4	5
2	Dr. Rocio Rivas	1	12	13
3	Scott Schmerelson	6	7	13
4	Nick Melvoin	1	3	4
5	Jackie Goldberg	2	12	14
6	Kelly Gonez	6	11	17
7	Tanya Ortiz Franklin	8	7	15
	Total	25	56	81

	School	Enrollment	BD
1	Alexander Hamilton Senior High	2,533	1
2	*Augustus F. Hawkins SH - Critical Design and Gaming School	454	1
3	*Barack Obama Global Preparation Academy	408	1
4	*Johnnie L Cochran Jr Middle School	522	1
5	Los Angeles Center for Enriched Sciences	1,635	1
6	Abraham Lincoln Senior High	1,122	2
7	Belvedere Middle School	801	2
8	Benjamin Franklin High School	1,450	2
9	Esteban Torres SH - East Los Angeles Renaissance Academy	437	2
10	Esteban Torres SH - Humanitas Academy of Art & Technology	415	2
11	Esteban Torres SH - Social Justice Leadership Acad Magnet	252	2
12	John Marshall Senior High	2,224	2
13	Miguel Contreras Learning Complex - Academic Leadership Community	447	2
14	Miguel Contreras Learning Complex - Business and Tourism	347	2
15	*Miguel Contreras Learning Complex - School of Social Justice	465	2
16	Theodore Roosevelt Senior High	1,452	2
17	Theodore Roosevelt Senior High Science/Tech/Math Magnet	552	2
18	Woodrow Wilson Senior High	1,446	2
19	Canoga Park Senior High	1,441	3
20	Chatsworth Charter Senior High	1,621	3
21	Christopher Columbus Middle School	706	3
22	Ernest Lawrence Middle School	1,336	3
23	George K. Porter Middle School	1,221	3
24	Grover Cleveland Charter Senior High	2,935	3
25	John F. Kennedy Senior High	2,361	3

	School	Enrollment	BD
26	Louis Armstrong Middle School	1,643	3
27	North Hollywood Senior High	2,639	3
28	Northridge Academy Senior High	970	3
29	Oliver Wendell Holmes Middle School	1,182	3
30	*Van Nuys Middle School	946	3
31	Van Nuys Senior High	2,582	3
32	John A. Sutter Middle School	842	4
33	Reseda High School	1,404	4
34	Venice Senior High	2,047	4
35	William Howard Taft Charter High School	2,375	4
36	Bell Senior High	2,383	5
37	Eagle Rock Senior High	2,223	5
38	Elizabeth Learning Center	1,548	5
39	Helen Bernstein Senior High	690	5
40	Helen Bernstein Senior High Science Tech Engineering Math	640	5
41	*Henry T. Gage Middle School	1,350	5
42	Huntington Park Senior High	1,483	5
43	John Adams Middle School	829	5
44	RFK Comm Schls - Ambassador School - Global Leadership	317	5
45	RFK Comm Schls - Los Angeles High School of the Arts	434	5
46	RFK Comm Schls - School for Visual Arts and Humanities	436	5
47	Santee Education Complex	1,762	5
48	*Thomas Jefferson Senior High	720	5
49	Nava College Preparatory Academy (on Jefferson SH campus)	645	5
50	Arleta Senior High	1,252	6
51	Cesar E. Chavez Learning Academy - Social Justice Humanitas Academy	519	6
52	East Valley Senior High	506	6
53	James Madison Middle School	1,590	6
54	James Monroe Senior High	490	6
55	John H. Francis Polytechnic Senior High	2,533	6
56	Mount Gleason Middle School	824	6
57	Olive Vista Middle School	1,155	6
58	*Panorama Senior High	1,365	6
59	Richard E. Byrd Middle School	1,257	6
60	Roy Romer Middle School	978	6
61	San Fernando Senior High	2,051	6

	School	Enrollment	BD
62	Sylmar Academy Biotech Health/Engineering Magnet	233	6
63	Sylmar Charter High School	1,585	6
64	Ulysses S. Grant Senior High	1,886	6
65	Verdugo Hills Senior High	1,255	6
66	Vista Middle School	1,237	6
67	Alexander Fleming Middle School	1,208	7
68	Carson Senior High	1,469	7
69	*Charles Drew Middle School	775	7
70	*Dr. Maya Angelou Community Senior High	1,044	7
71	Gardena Senior High	1,490	7
72	*John C. Fremont Senior High	2,014	7
73	*Mary McLeod Bethune Middle School	997	7
74	Nathaniel Narbonne Senior High	1,941	7
75	Phineas Banning Senior High	2,490	7
76	Richard Henry Dana Middle School	1,537	7
77	*Samuel Gompers Middle School	464	7
78	San Pedro Senior High	2,736	7
79	*Thomas A. Edison Middle School	1,028	7
80	White Middle School	334	7
81	Wilmington Middle School STEAM Magnet	1,550	7

*Priority Schools

Los Angeles Unified School District - Beyond the Bell Branch
Tobacco-Use Prevention Education (TUPE) Tier 2 Grant Budget
July 1, 2023 - June 30, 2024
81 Middle and High School Sites - Located on 71 Campuses

Object Code	Budget Item	Annual Budget Amount
1000	Certificated Salaries	\$ 526,089
	Grant Administrator	\$ 149,381
	Teacher Advisor	\$ 110,768
	Liaisons	\$ 258,440
	Health Teacher Training	\$ 7,500
2000	Classified Salaries	\$ 262,185
	Youth Development Program Coordinator	\$ 80,383
	Associate Fiscal Analyst (60%)	\$ 57,802
	Senior Office Technician	\$ 48,304
	Youth Development Coach	\$ 33,473
	Youth Development Coach	\$ 33,473
	Special Event Staffing	\$ 7,000
	Bus Directors (Program Supervisors)	\$ 1,750
3000	Benefits	\$ 301,053
	Grant Administrator	\$ 56,883
	Teacher Advisor	\$ 47,998
	Liaisons	\$ 59,468
	Health Teacher Training	\$ 1,726
	Youth Development Program Coordinator	\$ 52,083
	Associate Fiscal Analyst (60%)	\$ 34,772
	Senior Office Technician	\$ 40,282
	Youth Development Coach	\$ 2,565
	Youth Development Coach	\$ 2,565
	Special Event Staffing	\$ 2,576
	Bus Directors (Program Supervisors)	\$ 135

4200	Books and Other Reference Materials	\$ 2,130
	Brief Intervention Materials for TUPE Liaisons	\$ 2,130
4300	Materials and Supplies	\$ 14,494
	Lesson Materials	\$ 12,780
	Office Supplies	\$ 1,714
4400	Noncapitalized Equipment	\$ -
	N/A	
5200	Travel and Conferences	\$ 8,500
	Mileage	\$ 6,000
	Conferences	\$ 2,500
5600	Rentals, Leases, Repairs and Noncapitalized Improvements	\$ -
	N/A	
5700	Interprogram Services	\$ -
	N/A	
5800- 0000	Non-Instructional Consultant Services and Operating Expenditures (max \$25,000 per each agreement)	\$ 35,224
	ERC Comprehensive Program Evaluation	\$ 25,000
	Transportation (Youth Development Conferences)	\$ 10,224
5800- 1000	Instructional Consultant Services and Operating Expenditures (max \$25,000 per each agreement)	\$ 44,500
	Tobacco Centers of Regulatory Science at the USC Keck School of Medicine	\$ 10,000
	Brief Intervention Training Provided by Evaluation Management Training	\$ 10,000
	CHKS (California Healthy Kids Survey)	\$ 9,500
	LGBTQ Campaign - Division of Instruction Health Education Department	\$ 15,000
5900	Communications	\$ -
	N/A	

0000- 0000	Total Direct Costs	\$ 1,194,175
5100	Subagreements for Services (amounts over \$25,000 per subagreement)	\$ 554,236
	Youth Development (Advocates for Healthy Choices) Facilitators	\$ 207,036
	Peer-to-Peer Educator Facilitators	\$ 207,036
	Campaign Event Competitions	\$ 6,390
	Campaign Event Supplies	\$ 6,390
	Food for Youth Development Sessions	\$ 29,820
	Food for Peer Educator Sessions	\$ 29,820
	Youth Development Conferences - Venue	\$ 24,000
	Youth Development Conferences - Food	\$ 18,744
	ERC Comprehensive Program Evaluation	\$ 25,000
Sub Total		\$ 1,748,411
7000	Indirect Costs	\$ 37,617
Grand Total		\$ 1,786,028

TAB 6



Board of Education Report

[Return to Order of Business](#)

File #: Res-026-22/23, Version: 2

Ms. Goldberg, Dr. Rivas- Creating a Charter Schools Co-Location Policy to Mitigate Impacts Caused by Proposition 39 (Res-026-22/23) (Noticed June 13, 2023)

Whereas, ~~The Los Angeles Unified School District does not have a clear, comprehensive, and transparent policy on how Proposition 39 should be implemented in order to minimize the harm that charter co-locations cause district schools, and it~~ **It** is the responsibility of the Governing Board of the Los Angeles Unified School District to ensure the best possible learning environment for our students, **which includes a commitment to continuous evaluation and improvement of existing practices, policies, and procedures, including those relating to the District's Proposition 39 compliance efforts and resulting impacts caused by co-locations;**

Whereas, The co-location of charter schools, ~~as required by~~ **pursuant to** Proposition 39, is **often** detrimental to District schools and the students they educate, and has a tangible negative impact on the District's ability to maintain and grow important priorities including, but not limited to, Black Student Achievement Program (BSAP), Priority Schools, and Community Schools; **now, therefore, be it**

~~Whereas, Efforts to support such important priorities, mitigate impacts, and focus on student success throughout the District's comprehensive Proposition 39 space matching process currently include a wide range of considerations, as well as valuable input from important participants and stakeholders, including, but not limited to, District and Region Office leadership, Charter Schools Division and Facilities Services Division staff, school site staff, and labor partners (including United Teachers Los Angeles);~~

~~Whereas, To ensure robust information gathering, proper allocations of Proposition 39 space, and appropriate oversight and reporting to the Board, District staff also currently reviews and verifies charter schools' projected and actual average daily attendance, and monitors and reports charter schools' payment of facilities-related costs and over-allocated space reimbursements in accordance with applicable law; now, therefore, be it~~

Resolved, That the Superintendent shall report back to the Committee of the Whole in ~~90~~ **45** days with a **Proposition 39** Charter Schools Co-Location Policy (Policy) recommended for adoption by the Governing Board of the Los Angeles Unified School District;

Resolved further, That the Policy, **as operationally feasible and permitted by law**, shall enumerate clear guidelines that ~~prohibit co-locations on the District's 100 Priority Schools, prohibit grade span arrangements that negatively impact student safety and build charter school pipelines that actively deter students from attending district schools, prohibit co-locations on schools with special programs such as BSAP, and Community Schools, and prevent co-locations that compromise schools' capacity to serve neighborhood kids, as operationally feasible and permitted by law,~~ **avoid Proposition 39 co-locations that: (1) are on school sites with the District's 100 Priority Schools, BSAP schools, and Community**

Schools, (2) compromise District schools' capacity to serve neighborhood children, and/or (3) result in grade span arrangements that negatively impact student safety and build charter school pipelines that actively deter students from attending District schools, all so that the District can focus on supporting its most fragile students and schools, key programs, and student safety;

Resolved further, That the Policy shall guide District decisions related to all new school co-location requests and shall also be applied whenever existing co-locations change, for reasons including, but not limited to insufficient space, addition of grade levels, and other material revisions to their charter;

Resolved further, That the Policy shall, as permitted by law, modify the District's existing Proposition 39 practices to ~~require~~ ensure the following: more robust information-gathering, including a site visit to the District school before recommending a co-locations, ~~require improved and more frequent~~ verification of charter schools' average daily attendance, ~~create Board oversight of a Board vote on the approval of all~~ Alternate Agreements, and ~~improve~~ monitoring, enforcement, and reporting of charter schools' payment of co-location fees facilities costs and ~~overallocation fees~~ overallocated space reimbursements;

Resolved further, That the District's annual preliminary co-location proposals, ~~to charters and its final offers, and Alternative Agreements~~ should both all be accompanied by a report to the Board on how the Policy was adhered to in the process; and, be it finally

Resolved, That the Superintendent shall report back in 90 days with a clear plan and timeline for the creation of a redesigned Charter Schools Division page on the district's website or a standalone website which, in addition to its current content, will provide a clearinghouse to the public for information about charter schools, including charter petitions, co-location requests and offers, reports to the Board, Local Control and Accountability Plans, average daily attendance reports, and other relevant data.

INTEROFFICE CORRESPONDENCE
Los Angeles Unified School District
OFFICE OF THE CHIEF STRATEGY OFFICER
****Operational, Policy & Student Impact***
Statements

TO: Members, Board of Education
Alberto M. Carvalho, Superintendent

DATE: September 13, 2023

FROM: Veronica Arreguin
Chief Strategy Officer

José J. Cole-Gutiérrez
Director, Charter Schools Division

SUBJECT: RES-026-22/23

RESOLUTION VERSION: 2

Presented By:			
Ms. Goldberg and Dr. Rivas			
Date Noticed:	6/13/2023	Date Presented for Action:	09/26/23

Operational Impact
<p>The proposed Resolution seeks to direct the Office of the Superintendent to report back to the Committee of the Whole in 45 days with a Proposition 39 Charter Schools Co-Location Policy (Policy) recommended for adoption by the Governing Board of the Los Angeles Unified School District (Los Angeles Unified or District), with consideration of various enumerated guidelines, as noted in the proposed draft.</p> <p>As context, the District is obligated to comply with Education Code 47614, commonly referred to as Proposition 39 (Prop. 39). Prop. 39 requires that school districts make available, to each charter school operating in the school district, facilities that will accommodate all of the charter school’s in-district students. The District must make “reasonable efforts” to locate the charter school “near” where it wishes to locate, and shall not move the charter school “unnecessarily.” The facilities must be in conditions “reasonably equivalent” to those in which the students would be accommodated if they were attending other public schools of the District.</p> <p>Key details of staff’s comprehensive space matching process to implement the District’s legal obligations under Prop. 39 are publicly documented annually in the District’s multi-site findings Board Report (for reference, see one example Findings document from Board of Education Report No. 142-22/23, attached). Specifically, the multi-site findings Board Report includes a description of how the District determines available classroom inventory to meet charter school facilities requests and material considerations of student “safety and welfare” that inform that process, including, but not limited to, “the disproportionate harm to District students that would result from forcibly</p>

* Includes Budget and Legal Impact

dislocating children from their neighborhood schools to make room for non-neighborhood charter students.”

The District’s Prop. 39 program is coordinated by the Charter Schools Division, with applicable legal review by the Office of General Counsel, and operational participation by Region leadership and the Facilities Services Division, among many other offices. These additional District stakeholders, such as Region Office leadership and school-site staff, provide further input regarding important information, such as impacts of a potential co-location at a particular school site or unique site conditions that might make it unsuitable. Various provisional matches within each Region are identified and deliberated, and participants thoughtfully discuss potential recommendations as part of the District’s comprehensive compliance effort. Per established protocols, input from valuable stakeholders, including labor partners, is also received. The District remains committed to continuing these operations in accordance with the timelines, process, and guidelines set forth in Prop. 39 and its implementing regulations.

In the 2023-24 school year, there are fifty-two (52) Prop. 39 co-locations on fifty (50) District school sites. This represents approximately 6.7% of District school sites. In recent years, the District has received progressively fewer requests for use of District facilities through Prop. 39. For comparison, in the 2015-16 school year, one hundred-one (101) facilities requests were submitted, whereas only fifty-one (51) were submitted for the 2023-24 school year, a reduction of nearly 50%. The number of in-district seats provided through Prop. 39 has likewise decreased, from a high of nearly twenty-three thousand (23,000) in the 2017-18 school year, to eleven thousand nine hundred twenty-two (11,922) in the 2022-23 school year. This trend has continued in the 2023-24 school year, in which approximately eleven thousand two hundred ninety-four (11,294) in-district seats are estimated to be provided at co-located campuses. This amounts to approximately 51% fewer seats provided in the 2023-24 school year from the height in 2017-18.

Moreover, key internal procedures related to the collection of over-allocated space reimbursements were documented by staff in 2019, in the attached “LAUSD Prop. 39 Administrative Procedures for Over-Allocation” that were presented publicly at the Meeting of the Committee of the Whole on October 31, 2019. The Administrative Procedures detail the specific internal timelines and responsibilities of various offices to ensure the timely billing and collection of over-allocated space reimbursements.

Staff respectfully shares the following operational observations, impacts, and questions for consideration:

Resolved (1) - That the Superintendent shall report back to the Committee of the Whole in 45 days with a Proposition 39 Charter Schools Co-Location Policy (Policy) recommended for adoption by the Governing Board of the Los Angeles Unified School District:

A 45-day timeline for finalizing a Policy and bringing it to the Committee of the Whole would be operationally challenging given approval timelines for Board documents and the ongoing Prop. 39 legal compliance activities that occur from November 1 through April 1. Moreover, since the regulatory Prop. 39 processes for compliance for the subsequent school year commences on November 1, should the Board of Education (Board) adopt the proposed

resolution, which would direct the Superintendent to report back to the Committee of the Whole with a recommended Policy for the adoption by the Board, the Policy could not be implemented for this school year due to potential challenges that would likely arise with changes to current policy and practice. As such, the recommended Policy (if adopted) would go into effect in November 1, 2024, for the subsequent school year. Given this, Staff would recommend allowing more time for completion (i.e., through next spring/early summer).

Resolved (2) - further, That the Policy, as operationally feasible and permitted by law, shall enumerate clear guidelines that avoid Proposition 39 co-locations that: (1) are on school sites with the District's 100 Priority Schools, BSAP schools, and Community Schools, (2) compromise District schools' capacity to serve neighborhood children, and/or (3) result in grade span arrangements that negatively impact student safety and build charter school pipelines that actively deter students from attending District schools, all so that the District can focus on supporting its most fragile students and schools, key programs, and student safety:

Avoiding Prop. 39 co-locations on the District's 100 Priority Schools, BSAP schools and Community Schools would restrict consideration at up to 346 schools for potential co-location. Operationally, this could significantly limit the number of TK-12 school sites that could potentially be matched to fulfill the District's legal obligations under Prop. 39, particularly considering the need for flexibility to assess various options in an area, including the space at each site.

For the 2023-24 school year, there are 13 co-locations on Priority Schools (11 returning, 2 new), 7 co-locations on Community Schools (6 returning, 1 new), and 19 co-locations on BSAP schools (16 returning, 3 new). In attempting to avoid sites with special designations, it is likely that there will be more multi-site offers, leading to a larger overall number of co-locations Districtwide. This may also lead to increased costs associated with renovation work to make sites ready for co-location, and would likely make it more challenging for the District when making "reasonable efforts" to locate the charter school "near" where it wishes to locate.

Staff recognizes the important needs of the above noted schools and the District's efforts to accelerate student achievement. Through the operational participation of various District stakeholders, these unique programs are identified and potential co-location options are assessed to minimize impacts.

Resolved (4) – further, That the Policy shall, as permitted by law, modify the District's existing Proposition 39 practices to ensure the following: more robust information-gathering, including a site visit to the District school before recommending a co-location, more frequent verification of charter schools' average daily attendance, a Board vote on the approval of all Alternate Agreements, and monitoring, enforcement, and reporting of charter schools' payment of facilities costs and overallocated space reimbursements:

To modify the District's existing Prop. 39 practices to ensure more robust information-gathering: Recommendations (by Region Superintendents in consultation with operations staff, District school leadership and other central offices) for preliminary proposals are made

to the Office of the Superintendent before Winter Recess, and final offers in March. Often, Region staff visit sites in advance of providing recommendations based on various considerations. However, if visits to all sites were required prior to recommendations being made, Region staff would need to arrange visits to all sites prior to the very limited timeframes discussed above to ensure the District meets its regulatory deadlines. The documentation of the use of space on District campuses currently occurs prior to November 1 and is already captured in the E-CAR process, and signed off on and attested to by principals. Current practice is for Region leadership to arrange site visits or engage in other information-gathering techniques on an as-needed basis prior to making recommendations, given their existing knowledge of their respective schools, and as informed by key space utilization data from E-CAR. This level of appropriate flexibility helps staff address various priorities during these time periods. In addition, stakeholders, including labor partners, are invited to provide feedback on potential recommendations before they are finalized, and feedback is shared with District leadership.

- 1) Further, for Prop. 39 purposes, fiscally independent charter schools (FICS) co-located on District school sites are required to report their actual average daily attendance (ADA) to the District (via the Charter Schools Division) every time they report ADA for apportionment purposes. These reports must include in-district and total ADA, and in-district classroom and total classroom ADA. FICS must maintain records documenting the data contained in their reports and shall make them available upon request by the District. Separate from the Prop. 39 regulations, the District's Attendance & Enrollment Unit (A&E) collects and reviews the monthly classification reports and statistical reports from all FICS, which contain FICS' self-reported data about enrolled students and their attendance on a monthly basis. Specifically, the classification report is a "snapshot" of enrollment counts as of the last school day of the school month, by grade level, which includes students who enroll, withdraw, or happen to be absent on the last day of the school month. The statistical report captures attendance and enrollment activity for the entire school month for every student who was enrolled at any point during the school month. FICS' attendance and enrollment data are entered into A&E's system that validates the data based on State guidelines and helps ensure that reports from month to month are consistent and complete. Additionally, A&E compiles the information from the monthly statistical report, calculates the ADA, and reconciles the ADA to the FICS' ADA report submitted to the State. The District's certification on the FICS' ADA report assures that a charter school has submitted supporting documents for the ADA claimed and that the calculation is correct. One important note is that the data in statistical reports are not disaggregated by the same categories as are required by Prop. 39. For example, these reports do not include in-district classroom ADA, which is the data point the District relies on for determining space allocations and over-allocation reimbursements in Prop. 39, as required by its implementing regulations.

Furthermore, to improve operational efficiency, on October 2, 2018, the Board delegated ongoing authority to the Superintendent and/or his designee(s) to negotiate and execute alternative agreements in lieu of specific compliance with any provisions of the Prop. 39 implementing regulations with charter schools that submitted legally sufficient facilities requests, for the specific school year at issue. If this delegation were to change, the District may delay or miss opportunities to find mutually beneficial space arrangements with charter

schools. The types of significant benefits realized by the District due to timely execution of alternative agreements include, but are not limited to: a reduction of the number of sites and/or amounts of spaces occupied by a given charter school, improved operational arrangements at a given school site, withdrawals of facilities requests and/or waivers of the District's obligation to allocated facilities, reductions in the amount of bond funds expended for Prop. 39 renovations, and releases of potential legal claims, among other things.

Delays to the execution of mutually agreeable alternative agreements may lead to additional costs related to the District's facilities renovation efforts to make sites ready for co-location, because work would need to proceed in accordance with regulatory timelines pending potential Board action. Alternative agreements often eliminate, reduce, or otherwise modify the project scope for the renovation efforts, so delays may cause additional work to proceed (which would eventually need reversal), thereby leading to increased costs. It would be operationally challenging and potentially limiting to bring each alternative agreement proposal to the Board prior to execution. To the extent any of the above challenges also impact facilities renovation effort board reports presented to and considered by the LAUSD School Construction Bond Citizens' Oversight Committee, the timing of such could further extend the consideration of potential alternative agreements.

Furthermore, Staff currently has a process in place to provide the Board with a quarterly Informative related to charter schools' payment of over-allocation reimbursements. If significant changes were to occur in between each quarterly report, staff would inform the Board. However, providing more frequent updates as a course of action would not produce new information. Considering this, staff would need further clarity regarding the Board's direction related to "monitoring, enforcement, and reporting of charters' payment of co-location fees and over-allocation fees."

Resolved (5) - further, That the District's annual preliminary co-location proposals, final offers, and Alternative Agreements should all be accompanied by a report to the Board on how the Policy was adhered to in the process; and, be it finally:

At present, Region Superintendents provide written confirmation to the Superintendent of adherence to District processes. If the proposed Resolution and recommended Policy are adopted, staff would prepare a report to the Board on the points below, with some modification. For reference, prior to the District's issuance of preliminary proposals, currently the Region Superintendents confirm that they:

- Collaborated with District divisions, including the Charter Schools Division and Facilities Services Division, to review charter schools' facilities requests in that Region.
- Reviewed District space inventory within that Region in connection with preliminary proposal recommendations, including those at multiple school sites.
- Attended the Proposition 39 Advisory Meeting (This meeting, in which potential matches are discussed prior to issuance of preliminary proposals, includes representatives from the Charter Schools Division, Facilities Services Division, Region leadership, Board offices, and labor partners).

- Discussed with District school principals at the school sites that have been identified for preliminary proposal recommendations within that region.
- Communicated with respective Board offices, as appropriate.

Additionally, prior to the District's issuance of final offers, currently the Region Superintendents confirm that they:

- Collaborated with District divisions, including the Charter Schools Division and Facilities Services Division, to review the status of charter schools' facilities requests in that Region.
- Reviewed District space inventory within that Region in connection with final offer recommendations, including those at multiple school sites.
- Approved room number identification and campus configuration at the school sites recommended for final offers within that Region.
- Communicated with respective Board offices and school communities, as appropriate.

Depending on what information is required with regard to alternative agreements, significant staff time may be needed to complete additional reporting requirements which might otherwise be spent supporting District school sites with co-locations.

Resolved (6) - That the Superintendent shall report back in 90 days with a clear plan and timeline for the creation of a redesigned Charter Schools Division page on the district's website or a standalone website which, in addition to its current content, will provide a clearinghouse to the public for information about charter schools, including charter petitions, co-location requests and offers, reports to the Board, Local Control and Accountability Plans, average daily attendance reports, and other relevant data:

Staff will be able to reorganize existing content and add some additional items in a single location on the CSD website. This may require coordination with a designee on the Information Technology Services team. However, it is unclear what is intended by "reports to the Board," "average daily attendance reports," and "other relevant data." Staff would also need advisement on the desired cadence for making updates to information.

Space Impact: Yes ☒ No ☐ If yes, please describe

Depending on what is adopted in a subsequent Charter Schools Co-Location Policy (Policy), the inventory of space might be limited for the District's Prop. 39 compliance efforts. If some school sites will be restricted from consideration, they might not face space impacts from Prop. 39. However, staff would need to assess other school sites, and this could lead to an increased number of multi-site co-locations. This might also lead to more operationally disruptive co-locations at sites. Given the various complexities, if the Resolution is adopted, the final Policy would need to provide appropriate flexibility to staff to recommend co-locations that would minimize operational disruptions, preserve District schools' capacities to serve neighborhood children, ensure student safety, and mitigate against increased liabilities, based on prior experience.

Please indicate if proposed actions above will be completed with current resources or if additional resources will be required, i.e., staff, funding, etc. (Please connect with Budget if funding impact)

Existing resources would be used to the maximum extent possible. However, depending on the final version of the Resolution, staff may need to plan for additional resources, and will review with the Office of the Superintendent, as appropriate.

Policy Impact

The District complies with its obligations and strives to minimize disruptions to all students in the implementation of Prop. 39. In the spirit of continuous improvement, staff annually assesses areas for improvement. Should the proposed Resolution be enacted, staff remains committed to applying the direction of the Board and lessons learned to further do so.

Staff shares the following observations:

- 1) In Resolved 2, staff notes that the District presently has programs with various grade level spans such as TK-8, 6-12, and TK-12, among other variations.
- 2) In Resolved 4, staff notes that the District currently follows the process outlined in the state regulations for collecting and monitoring ADA projections for charter schools on co-located sites. The relevant timelines process in the regulations is:

Title 5, California Code of Regulations, section 11969.9, subd. (1): “The charter school must report actual ADA to the school district every time that the charter school reports ADA for apportionment purposes. The reports must include in-district and total ADA and in-district and total classroom ADA. The charter school must maintain records documenting the data contained in the reports. These records shall be available on request by the school district.”

Staff utilizes data collected through this reporting process to help prepare over-allocated space notices. Moreover, staff understands from public statements at the June 13, 2023 Regular Meeting of the Board, that the proposed Resolution would be prospective vis a vis a potential avoidance of co-locations on certain sites. This could be clarified further depending on the final direction of the Board.

Student Impact

Any potential recommended Policy would continue to avoid, to the maximum extent possible, negative impacts to all students, and support the District’s compliance efforts while supporting the safety and well-being of all students.

Contact Person:	Telephone:	Email:
Veronica Arreguin José J. Cole-Gutiérrez	(213) 241-4240 (213) 241-0399	varre3@lausd.net jose.cole-gutierrez@lausd.net

Attachments:

- LAUSD Administrative Procedures for Prop 39 Over-Allocation Reimbursement
- BINF Prop 39 Over-Allocation Reimbursement Payments Status 2023 Q1
- 01-17-23 – LAUSD Multi-Site Findings
- Appendix B – Attachment 19 WISH Community School

Los Angeles Unified School District Administrative Procedures for Proposition 39 Over-Allocation Reimbursement Notification, Billing, and Collections

Table of Contents

Introduction	1
Outcomes Summary	2
Process Flow Chart	3
Roles & Responsibilities	4
Outcomes	5
Appendices A - H	
Appendix A – Proposition 39 Online Facilities Request Workshop Sample Agenda	7
Appendix B – Proposition 39 Co-location Operations Training Sample Agenda	9
Appendix C – Over-Allocation Reimbursement Notice	11
Appendix D – Proposition 39 Regulatory Communications to Charter Schools	14
Appendix E – Proposition 39 Reporting Deadline and Sample of Email Format to Charter Schools	19
Appendix F – Over-Allocation Data Report	22
Appendix G – Over-Allocation Billing Statements	24
Appendix H – Over-Allocation Notice	26

INTRODUCTION

Background

State law and the State Board of Education's ("SBE") Proposition 39 implementing regulations control charter schools' mandatory reimbursement obligations to school districts for over-allocated space. Specifically, Education Code section 47614 declares that each year, each charter school desiring facilities from a school district must provide the district with a reasonable projection of average daily attendance ("ADA") for the school year for which facilities are requested, and the District must allocate facilities based on this projection. If the charter school generates less ADA than it projected for the school year, "the charter school ***shall reimburse the district*** for the over-allocated space at rates to be set by the (SBE)".

The SBE has adopted an implementing regulation that provides (1) the methodology for determining if Proposition 39 space is over-allocated, (2) an explanation of how the per-pupil rate for over-allocated space is to be calculated by the California Department of Education ("CDE"), and (3) the uniform formula for determining the reimbursement amount owed by a charter school to a school district for over-allocated space using the CDE's per-pupil rate. (Cal. Code Regs., tit. 5, section 11969.8.)

Over-Allocation Analysis

For each charter school allocated Proposition 39 space by the District, an analysis of a potential over-allocation by a charter school is undertaken consistent with the regulatory formula.

First, each charter school's projected and actual in-district classroom ADA is examined to determine whether the charter school was over-allocated space in the relevant school year. Pursuant to the regulation, a cushion is applied to the difference. Specifically, the cushion is a "threshold" of 25 ADA, or ten percent (10%) of the charter school's projected ADA, whichever is greater. Therefore, space is only considered over-allocated if the difference between the charter school's projected and actual ADA is greater than the "threshold."

Next, for a charter school that was over-allocated space, the uniform regulatory formula is applied to determine the over-allocation reimbursement amount the charter school owes to the District.

Over-Allocation Notification

The District notifies all charter schools of their legal obligations to reimburse the District for over-allocated space under Proposition 39. Each charter school is reminded of these obligations in the District's preliminary proposal, final notification of space offered (i.e., final offer), notices throughout the year with illustrative examples of potential reimbursement payments, reminders of reporting deadlines and appropriate formats, as well as in-person trainings and workshops highlighting charter school over-allocation obligations. Additionally, if the District and a charter school enter into a Proposition 39 alternative agreement, the charter school expressly affirms that it remains subject to potential reimbursement obligations for over-allocated space.

Over-Allocation Billing and Collections

A written notice, including an invoice is sent to each charter school that owes reimbursement to the District for over-allocated space in the applicable school year. The notice explains how the charter school was determined to have over-allocated space, details how the reimbursement amount was calculated by applying the uniform formula, identifies the specific reimbursement amount owed, and provides instructions for payment to the District.

OUTCOMES

Technical Workshops & Compliance Training

- Semiweekly in October, Proposition 39 Online Facilities Request Informational Workshops highlighting over-allocation reporting obligations and illustrative examples of reimbursement payments (Appendix A). **(Charter Schools Division)**
- In May, each Local District Co-location Operations Training includes explanation of over-allocation reporting obligations for all charter schools that accept offers of space (Appendix B). **(Charter Schools Division)**

Over-Allocation Reimbursement Notices

- Using illustrative examples, provide notices (in October, January and April) for the current operating year to each Proposition 39 charter school regarding the charter school's potential for over-allocation reimbursement payments if the charter school fails to meet projections (Appendix C). **(Real Estate)**

Reminders in Regulatory Documents

- Consistent with regulatory guidelines, include over-allocation reminders in regulatory documents, as follows (Appendix D):
 - September 1 - Annual reminder
 - December 1 -- District ADA projection for charter school;
 - February 1 -- Preliminary Proposal to charter school;
 - April 1 -- Final Offer to charter school; and
 - Alternative Agreements -- throughout the school year. **(Charter Schools Division)**

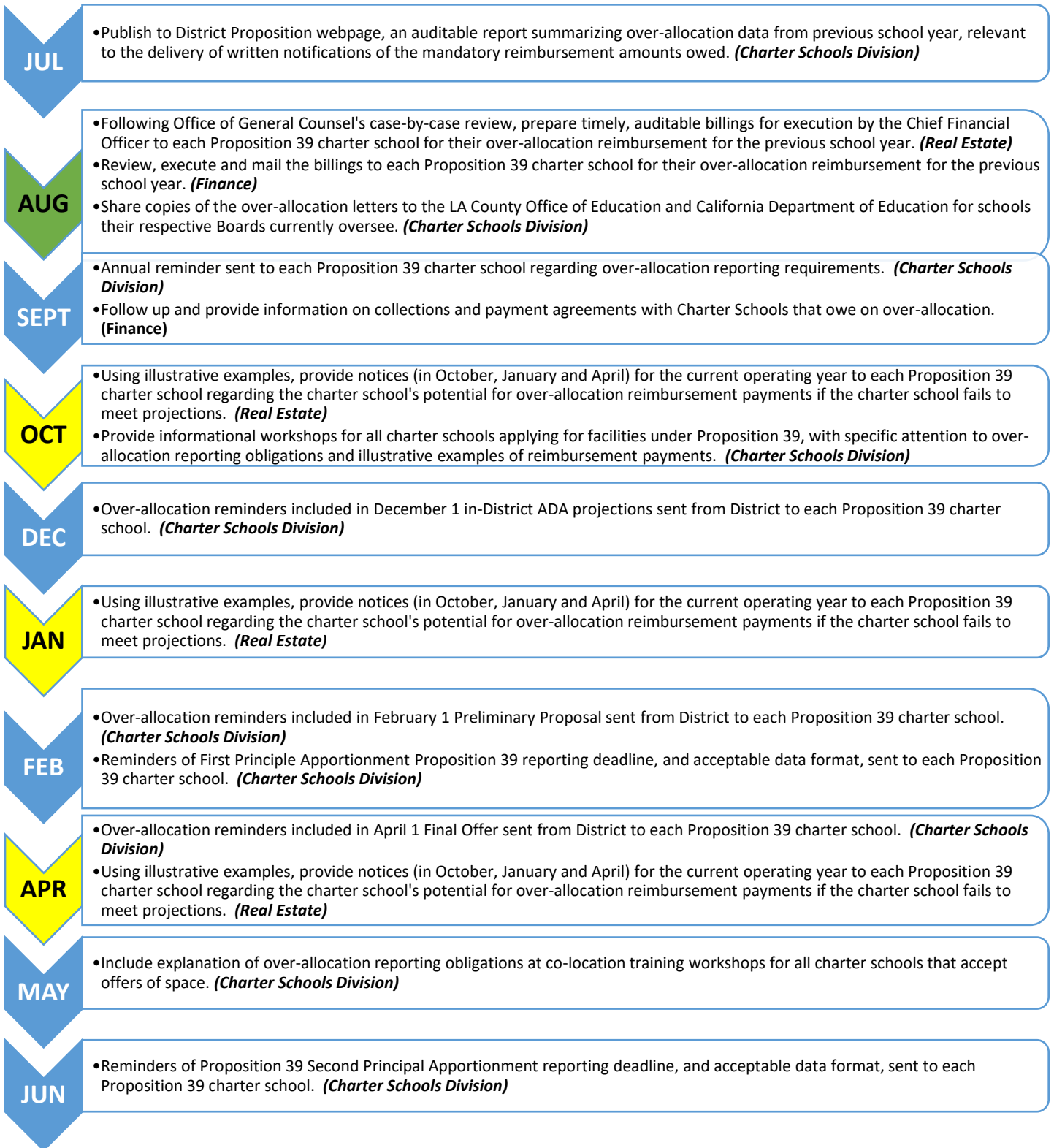
Charter School Reporting Management

- In advance of the reporting windows for 1st & 2nd Principle Apportionments, provide specific reminders of over-allocation reporting deadlines and acceptable reporting format (Appendix E). **(Charter Schools Division)**
- On or before July 31 of each school year, publish an auditable report summarizing over-allocation data relevant to the delivery of written notification of regulatory reimbursement amounts owed to the District (Appendix F). **(Charter Schools Division)**
- Share copies of the over-allocation letters to the LA County Office of Education and California Department of Education for schools their respective Boards currently oversee. **(Charter Schools Division)**

Over-Allocation Reimbursement Billing and Collection

- Following Office of General Counsel's case-by-case review, prepare timely, auditable billings for execution by the Chief Financial Officer to each Proposition 39 charter school for their over-allocation reimbursement for the previous school year (Appendix G). **(Real Estate)**
- Provide timely customer service to Proposition 39 charter school inquiries regarding billing statements. **(Real Estate)**
- A written notice, including an invoice, is sent to each charter school that owes reimbursement to the District for over-allocated space in the applicable school year. The notice explains how the charter school was determined to have over-allocated space, details how the reimbursement amount was calculated by applying the uniform formula, identifies the specific reimbursement amount owed, and provides instructions for payment to the District (Appendix H). **(Finance)**

PROCESS FLOWCHART



ROLES & RESPONSIBILITIES MATRIX

The purpose of the Roles & Responsibility Matrix is to unpack Outcomes by mapping out critical tasks, milestones and/or key decisions involved in bringing an Outcome to fruition. This model brings structure and clarity to describing how internal stakeholders across six (6) departments and six (6) Local Districts will work together to achieve a common goal.

The matrix includes assignments for staff that are Responsible for the work, which personnel are Accountable for certifying completion, and, where appropriate, which personnel must be Consulted before a Task is completed, or Informed with an update on progress.

The four roles that stakeholders might play include the following:

- **Responsible**: People who do the work. They must complete the task or objective, or make the decision. Several people can be jointly *Responsible*.
- **Accountable**: Person who is the "owner" of the work. He or she must sign off or approve when the task, objective or decision is complete. This person must make sure that responsibilities are assigned in the matrix for all related activities. Success requires that there is only one person *Accountable*: "the buck stops there."
- **Consulted**: People who need to give input before the *Accountable* person can provide certification of completion. These people are "in the loop" and active participants.
- **Informed**: People who need updates on progress or decisions, but do not provide formal consultation, nor do they contribute directly to the task or decision.
- *: No role assigned.

<u>Typical Observations</u>	<u>Guiding Questions for Best Practices</u>
I don't see any R's indicating a stakeholder that is Responsible for completing the task.	Who is doing the work in this step and getting things done? Whose role is it to take the initiative?
I see more than two (2) R's, indicating multiple Responsible stakeholders.	Is this a sign of too many "cooks in this kitchen" to keep things moving? Or, is the task stretched across departments requiring Responsible stakeholders to direct staff in various chains of command?
I don't see any A's indicating the Accountable stakeholder.	Who is <i>Accountable</i> ? There must be one 'A' for every step. One stakeholder must be <i>Accountable</i> for the thing happening -- "the buck stops" with this person.
I see more than one A, indicating multiple Accountable stakeholders.	Is there confusion on decision rights? Stakeholders with accountability have the final say on how the work should be done and how conflicts are resolved. Multiple A's invite slow and contentious decision-making.
I see every box filled in indicating that each stakeholder is involved in every task.	Do all the stakeholders really need to be involved? Are there justifiable benefits in involving all the stakeholders, or is this just covering all the bases? Overloading stakeholders can result in disengagement.
I see a lot of C's indicating Consulted stakeholders.	Do all the stakeholders need to be routinely <i>Consulted</i> ? Or, can they be kept <i>Informed</i> and raise exceptional circumstances if they feel they need to be <i>Consulted</i> ? Too many C's in the loop really slows down the process.
I don't see stakeholders in the matrix that I think should be included.	What role do you think this stakeholder should have? Communicate your recommendation to prop39@lausd.net so that the Office of the Superintendent may consider adding the additional stakeholder(s) to the matrix.

OUTCOMES	Roles (R = Responsible A = Accountable C = Consulted I = Informed * = No Role Assigned)					
	Charter Schools Division	Real Estate	Facilities Technology Services	Finance	Office of the Superintendent	Local Districts
Technical Assistance (Charter Schools Division) In October, provide Proposition 39 Facilities Request Semiweekly Workshops: Include informational workshops for charter schools with specific attention to over-allocation reporting obligations and illustrative examples of reimbursement payments (Appendix A).	A/R/C	C	C/I	I	I	I
Technical Assistance (Charter Schools Division) In May, provide Proposition 39 Co-location Operations Training: Include explanation of over-allocation reporting obligations at co-location training workshops for charter schools that accept offers of space (Appendix B).	A/R/C	R/I	C/I	I	I	I
Reminders in Regulatory Documents (Charter Schools Division) In September, December, February and April, include over-allocation reminders in regulatory documents sent to each Proposition 39 charter school, including in preliminary proposal, final offer, and alternative agreement, if applicable (Appendix D).	A/C/R	I	C/I	I	I	I
Charter School Reporting Management (Charter Schools Division) In February and June, provide specific reminders to each Proposition 39 charter school of reporting deadlines and acceptable data format (Appendix E).	A/C/R	C	C/I	I	I	I
Charter School Reporting Management (Charter Schools Division) In July, publish to the District Proposition 39 webpage, an auditable report summarizing over-allocation data from previous school year, relevant to the delivery of written notifications of the mandatory reimbursement amounts owed (Appendix F).	A/C/R	C/I	C/I	I	I	I

OUTCOMES	Roles (R = Responsible A = Accountable C = Consulted I = Informed * = No Role Assigned)					
	Charter Schools Division	Real Estate	Facilities Technology Services	Finance	Office of the Superintendent	Local Districts
Over-Allocation Reimbursement Notices (Real Estate) Using illustrative examples, provide notices (in October, January and April) for the current operating year to each Proposition 39 charter school regarding the charter school's potential for over-allocation reimbursement payments if the charter school fails to meet projections (Appendix C), and provide timely response to charter schools who inquire about the notice.	I	A/R	C/I	C	I	I
Over-Allocation Reimbursement Billing (Real Estate) In August, following Office of General Counsel's case-by-case review, prepare auditable billings for execution by the Chief Financial Officer to each Proposition 39 charter school for their over-allocation reimbursement for the previous school year (Appendix G).	I	A/R	*	C	I	I
Mailing of Letters and Collections (Finance) In August, a letter is sent to each charter school that owes reimbursement to the District for over-allocated space in the applicable school year. The letter includes an invoice that identifies the specific reimbursement amount owed, due dates for payment, and payment instructions. Staff (with advisement from OGC) to pursue all appropriate dispute resolution procedures and other legal options to recoup payments, if necessary (Appendix H).	C	C	C	A/R	I	I

Appendix A

Proposition 39

Online Facilities Request Workshop

Sample Agenda

(Semi-weekly in October 2019, informational workshops for charter schools, with specific attention to over-allocation reporting obligations and illustrative examples of reimbursement payments.)

**LOS ANGELES UNIFIED SCHOOL DISTRICT
CHARTER SCHOOLS DIVISION**

Proposition 39

Online Facilities Request Workshop

Tuesday, October 1, 2019

Beaudry – 23rd Floor – Room 180

10:00 a.m. – 12:00 p.m.

AGENDA

I. ONLINE FACILITIES REQUEST REGISTRATION

II. OVER-ALLOCATION REIMBURSEMENT OBLIGATIONS, REPORTING FORMAT, AND ILLUSTRATIVE EXAMPLES

III. ONLINE FACILITIES REQUEST Q&A

IV. NEXT STEPS

Appendix B

Proposition 39

Co-location Operations Training

Sample Agenda

(In May 2020, District operations training for charter schools that accept offers of space, with specific explanation of over-allocation reporting obligations.)

**LOS ANGELES UNIFIED SCHOOL DISTRICT
CHARTER SCHOOLS DIVISION**

Local District Central

Proposition 39 Co-location Operations Training

Wednesday, May 6, 2019

Beaudry – 23rd Floor – Room 180

1:00 – 3:00 p.m.

AGENDA

I. WELCOME AND INTRODUCTIONS

II. OVER-ALLOCATION REIMBURSEMENT OBLIGATIONS, REPORTING FORMAT, AND ILLUSTRATIVE EXAMPLES

III. LA SCHOOL POLICE

IV. INTEGRATED SAFE SCHOOL PLAN

V. PROJECT EXECUTION

VI. CAMPUS CLEANING SCHEDULE

VII. SHARED USE AGREEMENT

VIII. NEXT STEPS

Appendix C

Over-Allocation Reimbursement Notice

(Notices in October 2019, January and April 2020 of the current operating year, which include illustrative examples, to each Proposition 39 charter school regarding the charter school's potential for over-allocation reimbursement payments if the charter school fails to meet projections.)

SAMPLE LETTER

Via E-mail (EMAIL ADDRESS)

[DATE]

[NAME], [TITLE]
[CHARTER SCHOOL NAME]
[ADDRESS]

RE: Potential Proposition 39 Over-Allocated Space Reimbursement Obligation

Dear Charter School Operator,

This serves as a courtesy reminder regarding over-allocated space pursuant to Education Code section 47614 (“Prop. 39”), and illustrates Charter School’s potential financial reimbursement obligation for the current school year. Please note Charter School’s over-allocation reporting responsibilities, and the potential opportunity to limit its reimbursement obligations if it has over-allocated space.

Since Charter School is occupying Prop. 39 facilities, it must notify the Los Angeles Unified School District when it anticipates that it will have over-allocated space that could be used by the District. If Charter School has over-allocated space that is not returned for District use, the reimbursement amount owed by Charter School to the District could be significant. (This amount is in addition to pro rata share and other payments that Charter School may owe the District.)

The following chart is provided to Charter School as a reference guide illustrating the potential general range of reimbursement amounts owed to the District if Charter School’s actual in-district classroom average daily attendance (“ADA”) is less than its projected in-district classroom ADA for the current school year.

Charter School's **Projected** In-District Classroom ADA: **400.00**

Charter School's <u>Actual</u> In-District Classroom ADA	Percentage of Projected In-District Classroom ADA	Reimbursement Amount Owed by Charter School
400.00 (or above) - 360.01	100 (or above) - 90.01	\$0.00
360.00 - 320.00	90 - 80	\$44,220.00 - 132,660.00
319.99 - 280.00	80 - 70	\$132,682.11 - 221,100.00
279.99 - 240.00	70 - 60	\$221,122.11 - 309,540.00
239.99 - 200.00	60 - 50	\$309,562.11 - 397,980.00
199.99 - 160.00	50 - 40	\$398,002.11 - 486,420.00
159.99 - 120.00	40 - 30	\$486,442.11 - 574,860.00
119.99 - 80.00	30 - 20	\$574,882.11 - 663,300.00
79.99 - 40.00	20 - 10	\$663,322.11 - 751,740.00
39.99 - 0.00	10 - 0	\$751,762.11 - 840,180.00

Please be advised that the foregoing is provided for illustrative purposes only, and does not serve as an over-allocation notice or invoice from the District. The formula and rates for determining specific reimbursement amounts owed are set by the State Board of Education and are based on Charter School's projected and actual in-district classroom ADA. Since the California Department of Education publishes the per-pupil rate for over-allocated space after each applicable school year has concluded, the rate applied to the foregoing illustrations is based on the CDE's most recently published rate. (Please refer to Education Code section 47614 and California Code of Regulations, title 5, section 11969.8 for additional details.)

IMPORTANT: To potentially limit Charter School's financial obligation, it must notify the District when it anticipates that it will have over-allocated space that could be used by the District. In response, if the District notifies Charter School that it intends to use all or a portion of the over-allocated space, Charter School's payments for over-allocated space and pro rata share payments will be reduced accordingly beginning at the time of the District's notification. If the District notifies Charter School that it does not intend to use the space, Charter School must continue to make payments for over-allocated space and pro rata share payments.

Based on the foregoing, Charter School should carefully monitor its actual in-District classroom ADA and immediately notify the District when it anticipates that it will have over-allocated space that could be used by the District in the current school year. To submit a notification to the District, or if you have any questions, please contact our team at prop39@lausd.net. Thank you for your attention to this matter.

Sincerely,

[NAME]

[TITLE]

Appendix D

Proposition 39 Regulatory Communications to Charter Schools

(Over-allocation reminders included in regulatory documents sent to each Proposition 39 charter school, including an alternative agreement (if applicable), average daily attendance projection, preliminary proposal, and final offer.)

January 29, 2019

[Redacted] Operations and Administration
[Redacted]

RE: PROPOSITION 39 REQUEST FOR FACILITIES ALTERNATIVE AGREEMENT

Dear Charter School Operator,

The Los Angeles Unified School District ("District") wishes to express its gratitude for th

term of Charter School's occupancy of the facilities at Stoner ES.

As an additional material term of this alternative agreement, Charter School agrees to comply with California Code of Regulations, title 5, section 11969.9 subdivision (l), for the 2019-20 school year and report its actual ADA to the District via prop39@lausd.net every time that Charter School reports ADA for apportionment purposes. The reports must include in-district and total ADA and in-district and total classroom ADA. Charter School agrees to separately set forth in the reports to the District actual in-district and total ADA and in-district and total classroom ADA by school site (i.e., at [Redacted] and any other location(s) at which Charter School will operate), and also to maintain records documenting the data contained in the reports and make the records available upon the District's request.

Charter School remains subject to potential reimbursement obligations for over-allocated space in the 2019-20 school year pursuant to California Code of Regulations, title 5, section 11969.8. For purposes of determining whether space is considered to be over-allocated in accordance with California Code of Regulations, title 5, section 11969.8 and for purposes of determining whether fees may be assessed for facilities related services due to resulting increased impacts and costs as stated in section 9 of Exhibit "C" to the Use Agreement, Charter School's projected in-district classroom ADA [Redacted] which the facility allocation is based will be 153.44. (Note: No in-district classroom ADA from any location(s) operated by Charter School other than [Redacted] shall be included when determining potential reimbursement obligations for over-allocated space.)

This alternative agreement does not release, waive, or otherwise impact in any

Sincerely,



Frances Gibson, Ph.D.
Chief Academic Officer

c: Austin Beutner
David Holmquist
José Cole-Gutiérrez
Jeanette Borden

By signing below, I represent that I have the authority to enter into this alternative agreement for Proposition 39 facilities, and confirm ICEF's acceptance on behalf of Charter School.

Name _____

Title _____
DIP. B. SANCHEZ OPS & LOGS

Signature _____

Date _____
January 31, 2019

December 1, 2018

id Technol

VIA U.S. MAIL & E-MAIL

**RE: CHARTER SCHOOL'S ADA PROJECTIONS IN PROPOSITION 39 FACILITIES
REQUEST FOR THE 2019-20 FISCAL YEAR**

(District), we have thoroughly reviewed your facilities request.

Pursuant to California Code of Regulations, title 5, section 11969.9, subdivision (d), the District has reviewed [redacted] ("Charter School") average daily attendance ("ADA") projections in Charter School's Proposition 39 Facilities Request for the 2019-2020 school year. The District has accepted Charter School's in-district classroom ADA projection for the 2019-2020 fiscal year, as follows: 835.56.

Furthermore, for purposes of determining whether space is considered to be over-allocated in the 2019-20 school year in accordance with California Code of Regulations, title 5, section 11969.8, projected in-district classroom ADA on which the facility allocations are based are as follows: 835.56|

Please submit all written communications to the District regarding the foregoing including Charter

School's response (if any) pursuant to California Code of Regulations, title 5, section 11969.9, subdivision (e), via e-mail only to prop39@lausd.net.

Sincerely,


José Cole-Gutiérrez
Director, Charter Schools Division

c: David Holmquist
Frances Gipson
Pedro Salcido
Local District Superintendent
Local District Administrator of Operations
Robert Perry
Jeanette Borden

February 1, 2019

SENT BY U.S. MAIL AND EMAIL

Los Angeles, CA 90043

**2019-20 PRELIMINARY PROPOSAL REGARDING SPACE TO WHICH
ACADEMY IS TO BE PROVIDED ACCESS
(CALIFORNIA CODE OF REGULATIONS,
TITLE 5, SECTION 11969.9, SUBDIVISION (F))**

Dear Charter School Operator:

Pursuant to California Code of Regulations, title 5, section 11969.9, subdivision (F), the Los

2. The Projection of in-District Classroom ADA on which the Proposal is Based:

259.35

The District reserves the right to seek a monetary reimbursement amount from Charter School for over-allocated space pursuant California Code of Regulations, title 5, section 11969.8. Space is to be considered over-allocated if: (1) the charter school's actual in-district classroom ADA is less than the projected in-district classroom ADA upon which the facility allocation was based; and, (2) the difference is greater than or equal to a threshold ADA amount of 25 ADA or 10 percent of the projected in-district classroom ADA, whichever is greater. (Cal. Code Regs., tit. 5, § 11969.8, subd. (a).) California Code of Regulations, title 5, section 11969.8, subdivision (a), also specifies the regulatory formula for determining the reimbursement amount owed by a charter school to a school district if space has been over-allocated. Caution: If Charter School is over-allocated space, the reimbursement amount owed to the District could be significant. Refer to Section 11969.8 for additional details Pursuant to California Code of Regulations, title 5, section 11969.9 subdivision (I), Charter School is required to report its actual ADA to the District via prop39@lausd.net every time that Charter Schools report ADA for apportionment purposes. The reports must include in-district and total ADA and in-district and total classroom ADA. Charter Schools must maintain records documenting the data contained in the reports and make the records available upon the District's request.

3. All Conditions Pertaining to the Space:

prop39@lausd.net. Please **DO NOT** contact the LAUSD school site directly.

Sincerely,


Frances Gipson, Ph.D.
Chief Academic Officer

Attachments

c: Austin Beutner
David Holmquist
José Cole-Gutiérrez
Robert Perry
Jeanette Borden

April 1, 2019

SENT BY U.S. MAIL AND EMAIL

**FINAL NOTIFICATION OF SPACE OFFERED TO 1
ACADEMY (CAL. CODE REGS., TIT. 5, § 11969.9, SUBD. (H))**

Dear Charter School Operator:

Pursuant to California Code of Regulations, title 5, section 11969.9, subdivision (h), the Los Angel

5. The In-District Classroom ADA Assumptions upon which the Allocation is Based:

413.22

The District reserves the right to seek a monetary reimbursement amount from Charter School for over-allocated space pursuant California Code of Regulations, title 5, section 11969.8. Space is to be considered over-allocated if: (1) the charter school's actual in-district classroom ADA is less than the projected in-district classroom ADA upon which the facility allocation was based; and, (2) the difference is greater than or equal to a threshold ADA amount of 25 ADA or 10 percent of the projected in-district classroom ADA, whichever is greater. (Cal. Code Regs., tit. 5, § 11969.8, subd. (a).) California Code of Regulations, title 5, section 11969.8, subdivision (a), also specifies the regulatory formula for determining the reimbursement amount owed by a charter school to a school district if space has been over allocated. Caution: If Charter School is over-allocated space, the reimbursement amount owed to the District could be significant. Refer to Section 11969.8 for additional details.

Pursuant to California Code of Regulations, title 5, section 11969.9 subdivision (l), Charter School is required to report its actual ADA to the District via prop39@lausd.net every time that Charter School reports ADA for apportionment purposes. The reports must include in-district and total ADA and in-district and total classroom ADA. Charter School must maintain records documenting the data contained in the reports and make the records available upon the District's request.

Notification of Space, please contact the District via e-mail at prop39@lausd.net. Please **DO NOT** contact the offered District school site directly.

Sincerely,


Frances Gipson, Ph.D.
Chief Academic Officer

Attachments

c: Austin Beutner
David Holmquist
José Cole-Gutiérrez
Robert Perry
Jeanette Borden

Appendix E

Proposition 39 Reporting Deadline and Acceptable Data Format Reminders to Charter Schools

(In February and June, specific reminders to each Proposition 39 charter school of reporting deadlines and acceptable data format.)

ACTION: P1-Reporting for Over-allocation Due 02-22-19



Prop 39 <prop39@lausd.net>
2/16/2019 2:52 PM

!

Bcc: d [REDACTED]



Over-Allocation Courtesy Notice...
322.62 KB

On behalf of Prop. 39 of Los Angeles Unified School District

Dear Charter Operators:

This email serves as a reminder of your charter school's obligation pursuant to Prop. 39 to report its average daily attendance (ADA) to the District every time the charter school reports ADA to the state for apportionment purposes. (Cal. Code Regs., tit. 5, §11969.9, subd. (I).)

According to the California Department of Education, P1 reporting must be certified by February 20, 2019. Therefore, please report the charter school's actual ADA, including in-district and total ADA and in-district and total classroom ADA, for the 2018-19 school year, by no later than **Friday, February 22, 2019**. Please identify each of the ADA figures by specific school site (i.e., if the charter school operates at multiple sites, the ADA figures must be broken apart and separately reported to the District for each applicable school site). Please send the reports to the District via email to prop39@lausd.net. The charter school must also maintain records documenting the data contained in the reports and make the records available upon the District's request.

Please see the attached correspondence from September 2018, in which the District reminded charter schools of this reporting requirement. If you have already submitted the reports, please disregard this notice.

Thank you in advance for your prompt attention to this matter. Please feel free to reach out if you have any questions.

Sincerely,

Proposition 39

Los Angeles Unified School District
Charter Schools Division
Office (213) 241-0399 | Fax (213) 241-2054
Website: <http://charterschools.lausd.net>



**LOS ANGELES UNIFIED SCHOOL DISTRICT
CHARTER SCHOOLS DIVISION**

333 South Beaudry Avenue, 20th Floor, Los Angeles, CA 90017
Office: (213) 241-0399 ♦ Prop. 39: (213) 241-5130 ♦ Fax: (213) 241-2054

AUSTIN BEUTNER
Superintendent of Schools

FRANCES GIPSON, Ph.D.
*Chief Academic Officer
Division of Instruction*

JOSÉ COLE-GUTIÉRREZ
Director, Charter Schools Division

September 10, 2018

**RE: OVER-ALLOCATION OF SPACE AND AVERAGE DAILY ATTENDANCE REPORTING FOR
2018-19 SCHOOL YEAR IN COMPLIANCE WITH PROP. 39**

Dear Charter School Board Chairs and Charter School Leaders:

It is my hope that each of your schools is off to a successful start for the 2018-2019 school year. This serves as a courtesy reminder regarding both over-allocated space and your charter school's mandatory reporting of average daily attendance ("ADA") for the 2018-19 school year pursuant to Prop. 39.

A charter school occupying facilities under Prop. 39 must notify the Los Angeles Unified School District ("District") when it anticipates that it will have over-allocated space in the 2018-19 school year. Space is to be considered over-allocated if: (1) the charter school's actual in-district classroom ADA is less than the projected in-district classroom ADA upon which the facility allocation was based; and, (2) the difference is greater than or equal to a threshold ADA amount of 25 ADA or 10 percent of the projected in-district classroom ADA, whichever is greater. (Cal. Code Regs., tit. 5, § 11969.8, subd. (a).) California Code of Regulations, title 5, section 11969.8, subdivision (a), also specifies the regulatory formula for determining the reimbursement amount owed by a charter school to a school district if space has been over-allocated. Please note, if your charter school is over-allocated space, the reimbursement amount owed to the District could be significant. Please refer to California Code of Regulations, title 5, section 11969.8 for additional details.

Additionally, pursuant to California Code of Regulations, title 5, section 11969.9, subdivision (1), a charter school occupying facilities under Prop. 39 must report its ADA to the District every time the charter school reports ADA for apportionment purposes. The reports must include in-district and total ADA and in-district and total classroom ADA. These reports must be submitted to the District at prop39@lausd.net. The charter school must also maintain records documenting the data contained in the reports and make the records available upon the District's request.

The District notified your charter school of these legal obligations for the 2018-19 school year in both the preliminary proposal and the final notification of space offered that were issued by the District earlier this year. Please note that your charter school's failure to comply with these notification and reporting requirements may constitute violations of Prop. 39, the Single-Year Co-Location Facilities Use Agreement for the applicable school year, and its operative charter petition.

If you have any questions, please contact our team at prop39@lausd.net. Thank you for your attention to this matter.

Sincerely,


José Cole-Gutiérrez
Director, Charter Schools Division

c: Dr. Frances Gipson
Local District Superintendents
Local District Administrators of Operation
Robert Perry
Sean Jernigan

Jeanette Borden
CSD Oversight Administrators

Appendix F

Over-Allocation Data Report

(In July, published to the District Proposition 39 webpage, an auditable report summarizing over-allocation data from previous school year, relevant to the delivery of written notifications of the mandatory reimbursement amounts owed.)

CHARTER SCHOOLS OVER ALLOCATION DATA REPORT 2019-20

CHARTER SCHOOL	DISTRICT SITE	PRIVATE SITE ?	FINAL PROJ ADA	P2 IN-DISTRICT ADA 2019-20 (reported)	P2 is Greater than Proj	Charter School Reported Over-Allocation (Y/N)
Animo Charter Middle School #8	Marx McLeod Bethune Middle School	N	146.4	104.23	N	N

Animo South Los Angeles Charter High School	Henry Clay Middle School	Y	505.05	489.80	Y	N
APEX Academy	Helen Bernstein High School					
Apple Academy Charter Public Schools	Manhattan Place Elementary School					
Ararat Charter School	Erwin Elementary School					
	Kindergarten Learning Acad					
Celerity Cardinal Charter School	Sun Valley Magnet School					
Celerity Nascent Charter School	42nd Street Elementary School					
Celerity Octavia Charter School	Washington Irving MS Magnet					
	Fletcher Drive Elementary					
Celerity Palmati Charter School	Roy Romer Middle School					
Celerity Troika Charter School	Luther Burbank Middle School					
	Garvanza Elementary					
Citizens of the World Charter School Hollywood	Joseph Le Conte Middle School					
	Lockwood Avenue Elementary					
Citizens of the World Silver Lake	Grant Elementary					
	Ramona Elementary					
City Charter Elementary School	Coliseum St Elementary	N	202.40	207.17	N	N
	William D. Brown Elementary					

Appendix G

Over-Allocation Billing Statements

(In August, auditable billings for execution by the Chief Financial Officer to each Proposition 39 charter school for their over-allocation reimbursement for the previous school year.)

Invoice

THIS IS A BILL

Invoice Date:

Invoice Number:

19-20-____

(Charter School)

(Charter School Corporate Address)

(CITY), CA (ZIP)

Attn: (Charter School Contact/ Title)

School Site:

(District Campus)

Usage:

Prop 39 Occupancy

Dates	DESCRIPTION	Total Charges
(Instructional Year)	Prop 39 Over-Allocated Space Reimbursement	\$0.00

Total amount Due:	\$0.00
-------------------	--------

Please make check payable to: Los Angeles Unified School District

Note our new mailing address below

Mail to:

Los Angeles Unified School District LAUSD Permit Office

333 S Beaudry Ave, 1st Floor Los Angeles, CA 90017

ATTN: Over-Allocated Space Payment

Appendix H

Over-Allocation Notice

(In August, a letter is sent to each charter school that owes reimbursement to the District for over-allocated space in the applicable school year., which includes an invoice that identifies the specific reimbursement amount owed, due dates for payment, and payment instructions.)

MEMBERS OF THE BOARD

DR. RICHARD A. VLADOVIC, PRESIDENT
MÓNICA GARCÍA
JACKIE GOLDBERG
KELLY GONEZ
DR. GEORGE J. MCKENNA III
NICK MELVOIN
SCOTT M. SCHMERELSON



LOS ANGELES UNIFIED SCHOOL DISTRICT

AUSTIN BEUTNER
Superintendent

MEGAN K. REILLY
Deputy Superintendent

V. LUIS BUENDIA
Interim Chief Financial Officer

SAMPLE LETTER

[DATE]

[PRINCIPAL]

[CHARTER SCHOOL]

SUBJECT: PROPOSITION 39 OVER-ALLOCATED SPACE IN 2016-17 SCHOOL YEAR

Dear Charter School Operator,

The Los Angeles Unified School District (“District”) has determined that (“Charter School”) was over-allocated Proposition 39 space in the (“Applicable School Year”). This letter shall serve as written notice of Charter School’s reimbursement obligation to the District for over-allocated space in the Applicable School Year. This letter also explains how the reimbursement amount of **\$59,814.72** was calculated pursuant to the formula set forth by state law, and provides instructions for Charter School’s payment to the District.

Definition of Over-Allocated Space

State law controls Charter School’s mandatory reimbursement obligations to the District for over- allocated Proposition 39 space. Pursuant to Education Code section 47614, subdivision (b)(2), if Charter School generated less in-district classroom average daily attendance (“ADA”) than it projected for the Applicable School Year, Charter School “shall reimburse the district for the over-allocated space at rates to be set by the State Board of Education.”

The State Board of Education adopted California Code of Regulations, title 5, section 11969.8, subdivision (a), which declares that space is considered to be over-allocated if:

1. Charter School’s actual in-district classroom ADA is less than the projected in-district classroom ADA upon which the facility allocation was based, and
2. The difference is greater than or equal to a threshold ADA amount of 25 ADA or 10 percent of projected in-district classroom ADA, whichever is greater.

As shown below, Charter School’s actual in-district classroom ADA was less than its projected in- district classroom ADA upon which the facility allocation was based for the Applicable School Year. In addition, the difference was greater than or equal to the greater of 25 ADA or 10 percent of projected in-district classroom ADA.

Projected In-District Classroom ADA₁	Actual In-District Classroom ADA₂	Difference	Is the Difference greater than or equal to 25 ADA, or 10 percent of projected in-district classroom ADA, whichever is greater?
146.40	104.23	42.17	YES

Based on the foregoing, Charter School was over-allocated space in the Applicable School Year.

Reimbursement Amount Owed by Charter School to the District

Pursuant to section 11969.8, subdivision (a), the mandatory reimbursement amount owed by Charter School to the District due to over allocated space for the Applicable School Year was calculated using a per-pupil rate posted on the California Department of Education (“CDE”) website. ³ The per- pupil rate for over-allocated space for the Applicable School Year is \$2,016. (See <https://www.cde.ca.gov/sp/ch/overallocated.asp>.)

Section 11969.8, subdivision (a), states that the reimbursement amount owed by Charter School for over-allocated space shall be equal to (1) the per-pupil rate times the difference between Charter School’s actual in-district classroom ADA and the projected in-district classroom ADA upon which the facility allocation was based, less (2) this rate times one-half the threshold ADA. The “threshold ADA” is defined by section 11969.8, subdivision (a), as 25 ADA or 10 percent of projected in-district classroom ADA, whichever is greater. Based on this regulatory formula, the following describes the reimbursement amount owed by Charter School to the District for the Applicable School Year.

¹ If Charter School and the District did not enter into a Proposition 39 alternative agreement for the Applicable School Year, Charter School’s projected in-district classroom ADA was calculated by applying the projection identified in the District’s final notification of space offered. If Charter School and the District entered into a Proposition 39 alternative agreement for the Applicable School Year, Charter School’s projected in-district classroom ADA was calculated by multiplying the ratio of ADA-to-teaching stations (classrooms) provided to students attending Charter School’s comparison group schools with the number of exclusive use teaching stations (classrooms) allocated to Charter School.

² In compliance with California Code of Regulations, title 5, section 11969.8, subdivision (a), “actual in- district classroom ADA” was determined using the report submitted by Charter School pursuant to section 11969.9(l) in conjunction with the second principal apportionment under Education Code section 41601.

³ “The per-pupil rate for over-allocated space shall be equal to the statewide average cost avoided per pupil set pursuant to Education Code section 42263 for 2005-06, adjusted annually thereafter by the CDE by the annual percentage change in the general-purpose entitlement to charter schools calculated pursuant to Education Code section 47633, rounded to the next highest dollar, and posted on the CDE Web site.” California Code of Regulations, title 5, section 11969.8, subdivision (a).

(1) Per-Pupil Rate times the difference between Charter School's actual in-district classroom ADA and the projected in-district classroom ADA upon which the facility allocation was based	less	(2) Per-Pupil Rate times one-half the threshold ADA	equals	Reimbursement Amount Owed by Charter School to the District
\$2,016 x 42.17 = \$85,014.72	-	\$2,016 x (½ of 25.00) = \$25,200.00	=	\$59,814.72

Therefore, Charter School owes the District a reimbursement amount of \$59,814.72 (“Reimbursement”) due to over-allocated space for the Applicable School Year.

Charter School was reminded of its legal obligations to reimburse the District if it was over-allocated space both in the preliminary proposal and the final notification of space offered, if any, that were issued by the District for the Applicable School Year. If Charter School and the District entered into a Proposition 39 alternative agreement for the Applicable School Year, Charter School also affirmed therein that it remains subject to potential reimbursement obligations for over-allocated space pursuant to California Code of Regulations, title 5, section 11969.8. Moreover, the enclosed July 8, 2016 letter sent to charter schools from the District reminded charter schools – prior to the Applicable School Year – of their legal obligations to reimburse the District if they were over-allocated space.

Please remit the Reimbursement within 20 days of delivery of this letter via check payable to “The Los Angeles Unified School District” and delivered to:

Los Angeles Unified School District
LAUSD Permit Office
333 South Beaudry Avenue, 1st Floor
Los Angeles, CA 90017
ATTN: Over-Allocated Space Payment

Please be sure to include Charter School’s name and “Prop. 39 over-allocated space for (school year)” in the memo section of the check.

If you have any questions or wish to discuss this matter further, please send an e-mail to prop39@lausd.net.

Sincerely,

Luis Buendia
Interim Chief Financial Officer

Attachment


c: Austin Beutner, Superintendent

INTEROFFICE CORRESPONDENCE
Los Angeles Unified School District
Office of the Superintendent

INFORMATIVE

DATE: June 5, 2023

TO: Members, Board of Education

FROM: Alberto M. Carvalho, Superintendent 

**SUBJECT: PROPOSITION 39 OVER-ALLOCATION REIMBURSEMENT PAYMENTS
STATUS Q 1 2023**

This informative provides a quarterly update on the District's collections of Proposition 39 over-allocation reimbursements. The updates below are for the quarter ending on March 31, 2023. For additional details, please see the attached Charter Schools Over-Allocation Summary.

PAYMENT STATUS SUMMARY (ALL YEARS)

(2015-16, 2016-17, 2017-18, 2018-19, 2019-20, 2020-21, and 2021-22 school years)

Total Amount Owed*	Total Amount Paid	Total Remaining Amount Owed
\$ 12,058,627	\$ 8,052,542	\$ 4,006,086**

*Following resolution of disputes/claims against certain charter schools

**\$1 variance in total remaining amount owed is due to rounding of dollar amounts

As of March 31, 2023, 57 of 64 charter schools had fully paid, or were current on payment plans to fully pay, their total over-allocation reimbursement amounts owed for the above-referenced school years:

- | | |
|---|---|
| 1. Animo Ellen Ochoa Charter Middle School | 22. Global Education Academy 2 |
| 2. Animo Florence Firestone (Formerly Animo #8) | 23. Goethe International Charter School |
| 3. Animo South Los Angeles | 24. High Tech Los Angeles MS |
| 4. APEX Academy | 25. ICEF Vista Elementary Charter Academy |
| 5. Ararat Charter School | 26. Ingenium Charter Middle School |
| 6. Bert Corona Charter High School (YPI Valley Public Charter School) | 27. Ingenium Charter School |
| 7. California Collegiate Charter School | 28. ISANA Cardinal Academy (Formerly Celerity Cardinal) |
| 8. California Creative Learning Academy (Formerly Los Feliz Charter) | 29. ISANA Nascent Academy (Formerly Celerity Nascent) |
| 9. Celerity Rolas Charter School (CLOSED) | 30. ISANA Octavia Academy (Formerly Celerity Octavia) |
| 10. Celerity Troika Charter School (CLOSED) | 31. ISANA Palmati Academy (Formerly Celerity Palmati) |
| 11. Citizen of the World Charter School 5 | 32. KIPP Ignite Academy |
| 12. Citizens of the World – Mar Vista | 33. KIPP K-8/Corazon |
| 13. Citizens of the World – Silver Lake | 34. KIPP Pueblo Unido |
| 14. Citizens of the World – Hollywood | 35. Larchmont Charter School |
| 15. Collegiate Charter High School of Los Angeles | 36. Lashon Academy |
| 16. Crenshaw Arts/Tech Charter High (CATCH) | 37. Lashon Academy City |
| 17. Crown Preparatory Academy | 38. Libertas College Preparatory |
| 18. Extera Public School | 39. Los Angeles Academy of Arts & Enterprise |
| 19. Extera Public School 2 | 40. Magnolia Science Academy 3 |
| 20. Gabriella Charter School 2 | 41. Magnolia Science Academy 4 |
| 21. Girls Athletic Leadership School | 42. Magnolia Science Academy 5 |

43. Magnolia Science Academy 6
44. New Heights Charter School
45. New Horizons Charter Academy
46. New Los Angeles Charter Elementary School
47. New Millennium Secondary School
48. Ocean Charter School
49. Prepa Tec Los Angeles High
50. Russell Westbrook Why Not? Charter Middle School (Formerly LA's Promise Charter Middle School)

51. Stella Elementary Charter Academy
52. USC College Prep Orange Campus Charter School (Esperanza)
53. Valiente College Preparatory
54. Valley International Preparatory High School
55. Vista Horizon Global Academy
56. Watts Learning Center Charter Middle School
57. WISH Academy High School

As of March 31, 2023, 7 of 64 charter schools had not fully paid, or were not current on payment plans to fully pay, their total over-allocation reimbursement amounts owed for all of the above-referenced school years:

1. Clemente Charter School (CLOSED)
2. Excelencia Charter Academy (CLOSED)
3. Global Education Academy Middle School (CLOSED)
4. ICEF Lou Danztler Preparatory Charter Elementary (CLOSED)
5. Pathways Community School (CLOSED)
6. Resolute Academy (CLOSED)
7. Summit Preparatory Charter School (CLOSED)

DISTRIBUTION OF REIMBURSEMENTS TO DISTRICT SCHOOLS

In January 2023, over-allocation reimbursements collected between July 1, 2022, and December 31, 2022, were directed to District “host” school sites pursuant to District policy, “Directing Charter School Overallocation Reimbursement Funds to Home Schools (Res-024-19/20)”. The disbursements were made as follows:

District School Name	Amount	District School Name	Amount
Arlington Hts El	\$ 4,850	Audubon MS	\$ 15,853
Breed El	\$ 70,353	Belvedere MS	\$ 17,279
Eastman El	\$ 90,798	Columbus MS	\$ 102,375
Erwin El	\$ 28,243	Curtiss MS	\$ 86,195
Fair El	\$ 43,402	Romer MS	\$ 44,283
Fletcher Dr El	\$ 56,440	Fulton College Prep	\$ 216,642
42nd St El	\$117,645	Irving Mme Mag	\$ 71,833
Glenwood El	\$ 23,845	Le Conte MS	\$ 126,376
Grant El	\$ 16,638	Maclay MS	\$ 12,752
Hobart Blvd El	\$ 45,266	Marina Del Rey MS	\$ 185,307
Pacific Blvd School	\$ 157,097	Robert L Stevenson College & Career Prep	\$ 48,665
Lockwood El	\$ 7,340	Sun Valley Et Mag	\$ 63,990
Lorena El	\$ 130,115	Sutter MS	\$ 61,210
Pio Pico MS	\$ 52,683	Van Nuys MS	\$ 37,800
112th St El	\$ 39,438	Virgil MS	\$ 15,659
Ramona El	\$ 9,298	Webster MS	\$ 9,482
King Jr El	\$ 62,076	Roybal LC	\$ 3,770
2nd St El	\$ 87,656	Chatsworth Chtr HS	\$ 16,835

District School Name	Amount	District School Name	Amount
Shirley El	\$ 1,056	Panorama SH	\$ 29,960
6th Ave El	\$ 16,824	Gardena SH	\$ 1,115
Obama Global Prep Acad	\$ 24,226	Bernstein SH	\$ 134,456
Trinity El	\$ 83,106	South East SH	\$ 3,727
24th St El	\$ 53,806	Wesm Hlth/Sports Med	\$ 272,392

OVER-ALLOCATION REIMBURSEMENT OBLIGATION REMINDERS

- In February, the District included over-allocation reminders in February 1 Preliminary Proposals sent from the District to each Proposition 39 charter school.
- In February, the District sent reminders of the First Principal Apportionment Proposition 39 reporting deadline and acceptable data format to each Proposition 39 charter school. All applicable charter schools reported the required data.
- In March, the District issued notices using illustrative examples for the current operating year to each Proposition 39 charter school regarding the charter school's potential for over-allocation reimbursement payments if the charter school fails to meet projections.

Should you have any questions regarding the above, please contact Luis Buendia at (213) 241-7970 or via e-mail at luis.buendia@lausd.net or José Cole-Gutiérrez at (213) 241-0399 or via e-mail at jose.cole-gutierrez@lausd.net.

Attachment: Charter Schools Over-Allocation Summary as of 03-31-2023

c: Devora Navera Reed
Pedro Salcido
Karla V. Estrada
Kristen K. Murphy
Jaime Torrens
Amanda Wherritt
Autri Streeck
Patricia Chambers

Carol Delgado
Michael McLean
David D. Hart
Veronica Arreguin
Luis Buendia
José Cole-Gutiérrez
Jeanette Borden

Charter Schools Over-Allocation Summary

Item	School	Over-Allocation Amounts				Amount Outstanding	Payment Plan*
		FY 2021-22	FY 2015-16 through FY 2020-21	Total Amount Owed	Total Amount Paid		
1	Animo Ellen Ochoa Charter Middle School	\$0	\$43,004	\$43,004	\$43,004	\$0	N/A
2	Animo Florence Firestone (Formerly Animo #8)	\$0	\$184,769	\$184,769	\$184,769	\$0	N/A
3	Animo South Los Angeles	\$0	\$39,162	\$39,162	\$39,162	\$0	N/A
4	APEX Academy	\$139,272	\$348,927	\$488,199	\$488,199	\$0	N/A
5	Ararat Charter School	\$59,208	\$0	\$59,208	\$59,208	\$0	N/A
6	Bert Corona Charter High School (YPI Valley Public Charter School)	\$0	\$145,293	\$145,293	\$46,113	\$99,180	Yes
7	California Creative Learning Academy (Formerly Los Feliz Charter)	\$0	\$34,458	\$34,458	\$34,458	\$0	N/A
8	California Collegiate Charter School	\$0	\$40,185	\$40,185	\$40,185	\$0	N/A
9	Celerity Rolas Charter School (CLOSED)	\$0	\$20,592	\$20,592	\$20,592	\$0	N/A
10	Celerity Troika Charter School (CLOSED)	\$0	\$80,698	\$80,698	\$80,698	\$0	N/A
11	Citizen of the World Charter School 5	\$0	\$10,388	\$10,388	\$2,178	\$8,210	Yes
12	Citizens of the World - Mar Vista	\$0	\$84,830	\$84,830	\$47,204	\$37,626	Yes
13	Citizens of the World - Silver Lake	\$0	\$263,861	\$263,861	\$162,889	\$100,972	Yes
14	Citizens of the World Charter School - Hollywood	\$134,640	\$66,857	\$201,497	\$161,057	\$40,440	Yes
15	Clemente Charter School (CLOSED)	\$0	\$444,182	\$444,182	\$0	\$444,182	No
16	Collegiate Charter High School of Los Angeles	\$54,072	\$180,039	\$234,111	\$96,982	\$137,129	Yes
17	Crenshaw Arts/Tech Charter High (CATCH)	\$0	\$95,620	\$95,620	\$30,196	\$65,424	Yes
18	Crown Preparatory Academy	\$59,784	\$0	\$59,784	\$59,784	\$0	N/A
19	Ednovate - Esperanza College Prep (Formerly USC College Prep Orange Campus Charter)	\$0	\$60,266	\$60,266	\$60,266	\$0	N/A
20	Excelencia Charter Academy (CLOSED)	\$0	\$157,894	\$157,894	\$5,000	\$152,894	No
21	Extera Public School	\$166,356	\$75,204	\$241,560	\$200,119	\$41,441	Yes
22	Extera Public School 2	\$223,392	\$94,780	\$318,172	\$265,215	\$52,957	Yes
23	Gabriella Charter School 2	\$92,340	\$26,267	\$118,607	\$118,607	\$0	N/A
24	Girls Athletic Leadership School	\$33,288	\$75,427	\$108,715	\$108,715	\$0	N/A
25	Global Education Academy 2	\$86,904	\$121,683	\$208,587	\$208,587	\$0	N/A
26	Global Education Academy Middle School (CLOSED)	\$0	\$153,739	\$153,739	\$0	\$153,739	No
27	Goethe International Charter School	\$146,172	\$324,218	\$470,390	\$257,089	\$213,301	Yes
28	High Tech Los Angeles MS	\$42,000	\$77,708	\$119,708	\$119,708	\$0	N/A
29	ICEF Lou Danzler Preparatory Charter Elementary (CLOSED)	\$0	\$263,677	\$263,677	\$0	\$263,677	No
30	ICEF Vista Elementary Charter Academy	\$0	\$58,649	\$58,649	\$58,649	\$0	N/A
31	Ingenium Charter Middle School	\$58,344	\$57,476	\$115,820	\$79,915	\$35,905	Yes
32	Ingenium Charter School	\$83,700	\$271,153	\$354,853	\$144,506	\$210,347	Yes
33	ISANA Cardinal Academy (Formerly Celerity Cardinal)	\$71,100	\$21,008	\$92,108	\$92,108	\$0	N/A
34	ISANA Nascent Academy (Formerly Celerity Nascent)	\$130,716	\$141,506	\$272,222	\$272,222	\$0	N/A
35	ISANA Octavia Academy (Formerly Celerity Octavia)	\$142,524	\$163,146	\$305,670	\$305,670	\$0	N/A
36	ISANA Palmati Academy (Formerly Celerity Palmati)	\$75,696	\$317,470	\$393,166	\$393,166	\$0	N/A

Charter Schools Over-Allocation Summary

Item	School	Over-Allocation Amounts				Amount Outstanding	Payment Plan*
		FY 2021-22	FY 2015-16 through FY 2020-21	Total Amount Owed	Total Amount Paid		
37	KIPP Ignite Academy	\$0	\$213,877	\$213,877	\$213,877	\$0	N/A
38	KIPP K-8/Corazon	\$0	\$192,061	\$192,061	\$192,061	\$0	N/A
39	KIPP Pueblo Unido	\$174,552	\$0	\$174,552	\$174,552	\$0	N/A
40	Los Angeles Academy of Arts & Enterprise	\$0	\$383,528	\$383,528	\$354,210	\$29,318	Yes
41	Larchmont Charter School	\$0	\$21,655	\$21,655	\$21,655	\$0	N/A
42	Lashon Academy	\$203,304	37,409	\$240,713	\$240,712	\$0	N/A
43	Lashon Academy City	\$0	18,693	\$18,693	\$18,692	\$0	N/A
44	Libertas College Preparatory	\$0	\$76,342	\$76,342	\$76,342	\$0	N/A
45	Magnolia Science Academy 3	\$95,772	\$410,012	\$505,784	\$505,784	\$0	N/A
46	Magnolia Science Academy 4	\$0	\$351,457	\$351,457	\$351,457	\$0	N/A
47	Magnolia Science Academy 5	\$0	\$63,763	\$63,763	\$63,763	\$0	N/A
48	Magnolia Science Academy 6	\$58,536	\$0	\$58,536	\$58,536	\$0	N/A
49	New Heights Charter School	\$0	\$216,770	\$216,770	\$128,091	\$88,679	Yes
50	New Horizons Charter Academy	\$105,312	\$261,785	\$367,097	\$115,886	\$251,211	Yes
51	New Los Angeles Charter Elementary School	\$0	\$53,926	\$53,926	\$53,926	\$0	N/A
52	New Millennium Secondary School	\$0	\$39,389	\$39,389	\$30,548	\$8,841	Yes
53	Ocean Charter School	\$0	\$1,265,158	\$1,265,158	\$191,108	\$1,074,050	Yes
54	Pathways Community School (CLOSED)	\$0	\$193,144	\$193,144	\$115,954	\$77,190	No
55	Prepa Tec Los Angeles High	\$0	\$28,414	\$28,414	\$28,414	\$0	N/A
56	Resolute Academy (CLOSED)	\$143,328	\$49,713	\$193,041	\$49,713	\$143,328	N/A
57	Russell Westbrook Why Not? Charter Middle School (Formerly LA's Promise Charter Middle School)	\$0	\$26,812	\$26,812	\$26,812	\$0	N/A
58	Stella Elementary Charter Academy	\$0	\$72,123	\$72,123	\$72,123	\$0	N/A
59	Summit Preparatory Charter School (CLOSED)	\$0	\$82,910	\$82,910	\$0	\$82,910	No
60	Valiente College Preparatory	\$92,664	\$23,003	\$115,667	\$99,565	\$16,102	Yes
61	Valley International Preparatory High School	\$0	\$104,369	\$104,369	\$37,567	\$66,802	Yes
62	Vista Horizon Global Academy	\$31,173	\$148,476	\$179,649	\$69,418	\$110,231	Yes
63	Watts Learning Center Charter Middle School	\$0	\$96,529	\$96,529	\$96,529	\$0	N/A
64	WISH Academy High School	\$225,252	\$153,773	\$379,025	\$379,025	\$0	N/A
	Totals	\$2,929,401	\$9,129,226	\$12,058,627	\$8,052,542	\$4,006,086	

*Charter school has committed to pay total amount owed for FY 2015-16 through FY 2020-21 in multiple installments via a payment plan



Board of Education Report

File #: Rep-142-22/23, **Version:** 1

Proposition 39 Charter Facilities Compliance for the 2023-2024 School Year - Finding and Written Statements of Reasons Why Certain Charter Schools Cannot be Accommodated on a Single School Site, and Determination of Necessity to Move

January 17, 2023

**Office of the Chief Strategy Officer
Facilities Services Division**

Action Proposed:

Pursuant to California Education Code section 47614 and its implementing regulations (“Regulations”), find and adopt a written statement of reasons why certain charter schools (as identified in the Attachments hereto) that submitted a Proposition 39 facilities request for the 2023-2024 school year cannot be accommodated on a single school site. Also determine it is necessary to move part of certain charter schools’ operations to an additional school site.

Background:

With the passage of Proposition 39 in November 2000, California Education Code section 47614 (“Proposition 39”) was amended with the intent that public school facilities should be shared fairly among all public school pupils, including those in charter schools.

Proposition 39 requires that school districts make available, to each charter school operating in the school district, facilities that will accommodate all of the charter school’s in-district students. The facilities must be in conditions “reasonably equivalent” to those in which the students would be accommodated if they were attending other public schools of the district. For each legally sufficient facilities request submitted by a charter school to a school district, the Regulations require the school district to deliver to the charter school a preliminary proposal on or before February 1st, and a final offer on or before April 1st.

The Board of Education has authorized the Superintendent (and/or their designee(s)) to issue preliminary proposals and final offers of space to all charter schools that submitted legally sufficient facilities requests, for the specific school year at issue, in accordance with requirements and timelines of Proposition 39 and the Regulations. (Board Report No. 098 - 18/19, dated October 2, 2018).

The District is prepared to make preliminary proposals and final offers of space at operating District school sites to all eligible charter school applicants. While most preliminary proposals and final offers will accommodate charter schools at a single school site, some will accommodate certain charter schools (identified in the Attachments hereto) at more than one school site.

Section 11969.2, subdivision (d), of the Regulations provides that if a school district’s preliminary proposal or final offer of space does not accommodate a charter school at a single school site, the district’s governing board must first: (i) make a finding that the charter school cannot be accommodated at a single site; and (ii) adopt a written statement of the reasons explaining the finding.

The charter schools identified in the Attachments hereto cannot be accommodated at a single site because of several factors, such as: the large number of seats identified in the charter school's facilities request, the lack of available classrooms on a single site in the specific area requested by the charter school, multiple charter schools' requests for facilities at the same school site or in the same area, and/or the charter school's request to be located at more than one school site. In addition to design capacity and geographical limitations, the District gave substantial consideration to District and charter students' safety and welfare, including, but not limited to, the disproportionate harm to District students that would result from forcibly dislocating children from their neighborhood schools to make room for non-neighborhood charter students.

Each Attachment includes the following, as mandated by Proposition 39 and the Regulations:

- a) The process for staff's determination that a particular charter school cannot be accommodated on a single site. The process included, among other things, (1) a description of how the District determined available classroom inventory to meet a charter school's facilities request; (2) the rationale for making a multiple site offer; and (3) material considerations of student safety and welfare when balancing all available alternatives; and
- b) A recommended finding that a certain charter school could not be accommodated at a single site and written statement of reasons explaining the finding, and a determination that it is necessary to move part of the charter school's operations to an additional school site (if applicable).

Expected Outcomes:

As mandated by Proposition 39 and the Regulations, the Board will make findings and adopt written statements of the reasons why certain charter schools (as identified in the Attachments hereto) that submitted Proposition 39 facilities requests cannot be accommodated at a single school site for the 2023-2024 school year. The Board will also determine it is necessary to move part of certain charter schools' operations to an additional school site.

Board Options and Consequences:

If "no" vote, the District will not be in compliance with section 11969.2, subdivision (d) of the Regulations requiring the Board to make findings and adopt written statements as to why certain charter schools (as identified in the Attachments hereto) will receive Proposition 39 preliminary proposals and/or final offers accommodating them at more than one school site. The Board will also not determine it is necessary to move part of certain charter schools' operations to an additional school site.

If "yes" vote, the District will be in compliance with section 11969.2, subdivision (d) of the Regulations requiring the Board to make findings and adopt written statements as to why certain charter schools (as identified in the Attachments hereto) will receive Proposition 39 preliminary proposals and/or final offers accommodating them at more than one school site. The Board will also determine it is necessary to move part of certain charter schools' operations to an additional school site.

Policy Implications:

This action does not change District policies.

Budget Impact:

This finding has no budget impact.

Student Impact:

Pursuant to Proposition 39, public school facilities should be shared fairly among all public school pupils, including those in charter schools. Through this proposed action, the Board is adhering to this mandate.

Equity Impact:

Not Applicable.

Issues and Analysis:

Pursuant to Proposition 39 and the Regulations, the District is required to make a preliminary proposal and final offer of space to each charter school that submitted a legally sufficient request for facilities. If a charter school cannot be accommodated at a single school site, the Board must first make a finding that the charter school cannot be accommodated at a single site and adopt a written statement of the reasons explaining the finding.

Attachments:

Appendix A: Index of Charter Schools

Appendix B: Attachment for Each Charter School that Cannot be Accommodated on a Single School Site. Each Attachment includes two tabs:

- (a): Staff Report on the Deliberative Process for Determining Why the Charter School Cannot be Accommodated at a Single Site; and
- (b): Board of Education Finding that the Charter School Could Not be Accommodated at a Single Site and Written Statement of Reasons Explaining the Finding, and Determination of Necessity to Move (if applicable)

The documents for each charter school identified in Attachments will be available for viewing at the following link: https://drive.google.com/drive/folders/1JSJVmFXEUn4iig1PTLgg1ywntU_NkpNF?usp=share_link

Informatives:

Not applicable


Submitted:

01/05/23

RESPECTFULLY SUBMITTED,


ALBERTO M. CARVALHO
Interim Superintendent

APPROVED & PRESENTED BY:


VERONICA ARREGUIN
Chief Strategy Officer

REVIEWED BY:



DEVORA NAVERA REED
General Counsel

☒ Approved as to form.

APPROVED & PRESENTED BY:


MARK HOVATTER
Chief Facilities Executive
Facilities Services Division

REVIEWED BY:


TONY ATIENZA
Director
Budget Services and Financial Planning

☒ Approved as to budget impact statement.

APPENDIX A
BOARD OF EDUCATION REPORT 142-22/23
January 17, 2023

INDEX OF CHARTER SCHOOLS

**Proposition 39 Charter Facilities Compliance for the 2023-24 School Year
Findings and Written Statements of Reasons Why Certain Charter Schools
Cannot be Accommodated on a Single School Site, and Determination of Necessity to Move**

The charter schools identified below will be accommodated at more than one school site. For each of these charter schools, Appendix B includes Attachments (a) and (b), as follows:

- (a) Staff Report on Deliberative Process for Determining Why the Charter School Cannot be Accommodated at a Single Site;
- (b) Board of Education Finding that the Charter School Could Not be Accommodated at a Single Site and Written Statement of Reasons Explaining the Finding, and Determination of Necessity to Move (if applicable)

ATTACHMENT	CHARTER SCHOOL NAME	DISTRICT SCHOOL SITES
1	Animo Jackie Robinson Charter High School	John Adams Middle School William Jefferson Clinton Middle School
2	Ararat Charter School	Erwin Elementary Kindergarten Learning Academy
3	Citizens of the World Charter School Hollywood	Joseph Le Conte Middle School Ramona Elementary
4	Citizens of the World Charter School Mar Vista	Grand View Boulevard Elementary Webster Middle School
5	Citizens of the World Charter School Silver Lake	Alexandria Avenue Elementary Virgil Middle School
6	Extera Public School	Breed Street Elementary 2nd Street Elementary
7	Extera Public School #2	Eastman Avenue Elementary Lorena Street Elementary
8	Gabriella Charter School 2	Trinity Street Elementary West Vernon Avenue Elementary
9	HighTech Los Angeles Middle School	Louis Armstrong Middle School Van Nuys Middle School

ATTACHMENT	CHARTER SCHOOL NAME	DISTRICT SCHOOL SITES
10	ISANA Nascent Academy	42nd Street Elementary Thomas Bradley Global Awareness Magnet
11	ISANA Octavia Academy	Fletcher Drive Elementary Washington Irving Middle School Math, Music, and Engineering Magnet
12	ISANA Palmati Academy	Glenwood Elementary Roy Romer Middle School
13	Larchmont Charter School	Selma Elementary Hoover Street Elementary
14	Lashon Academy	Robert Fulton College Preparatory School Valerio Street Elementary
15	New Los Angeles Elementary School	Baldwin Hills Elementary Pilot & Gifted Magnet Cienega Elementary
16	North Valley Military Institute College Preparatory Academy	Valley Oaks Center for Enriched Studies (VOCES) Magnet Mount Gleason Middle School Francisco Sepulveda Middle School
17	Rise Kohyang High School	Berendo Middle School West Adams Preparatory Senior High
18	Synergy Charter Academy	28th Street Elementary Quincy Jones Elementary
19	WISH Community School	Orville Wright Engineering & Design Magnet Paseo Del Rey Elementary Natural Science Magnet Westchester Enriched Sciences Magnets

APPENDIX B

BOARD OF EDUCATION REPORT 142-22/23

January 17, 2023

ATTACHMENT 19(a): WISH COMMUNITY SCHOOL

Staff Report on Deliberative Process for Determining Why WISH Community School Cannot be Accommodated at a Single Site

Charter School's Facilities Request

1. On or before November 1, 2022, WISH Community School ("Charter School") submitted a Proposition 39 Online Facilities Request Form ("Facilities Request") to the District, requesting use of District facilities for a projected in-district classroom average daily attendance ("ADA") of 724.73 in grades TK-8 for the 2023-24 school year ("Next Fiscal Year"). Charter School identified 43 different District schools that its charter school students would otherwise attend. Charter School's Facilities Request was one of 51 that the District received for the Next Fiscal Year. Charter School appears to have requested facilities at Orville Wright Engineering and Design Magnet, with Westchester Enriched Sciences Magnets identified as an additional site if the request cannot be accommodated at just Orville Wright Engineering and Design Magnet. Charter School is currently co-located at Orville Wright Engineering and Design Magnet and Westchester Enriched Sciences Magnets.

2. District staff reviewed information provided in support of Charter School's ADA projections and determined that a reasonable in-district classroom ADA projection for Charter School is 721.68.

3. Education Code section 47614, subdivision (b) requires the District to provide charter schools with facilities sufficient for the charter school to accommodate all of its in-district students in conditions "reasonably equivalent" to those in which the students would be accommodated if they were attending other public schools of the district.

4. To determine whether the conditions of facilities provided to a charter school are "reasonably equivalent" to the school district facilities that charter school students would otherwise attend, the District adheres to the Proposition 39 implementing regulations (California Code of Regulations, title 5, section 11969.1, et seq.) which direct school districts to measure those facilities against the facilities used by district students at a "comparison group" of schools. As the District is

divided into high school attendance areas, in selecting comparison group schools, the District must follow California Code of Regulations, title 5, section 11969.3, subdivision (a)(2), which states, “[t]he comparison group shall be the district-operated schools with similar grade levels that serve students living in the high school attendance area... in which the largest number of students of the charter school reside.” District staff reviewed Charter School’s projected in-district classroom ADA broken down by grade level and its identification of the 43 different District schools its projected charter school students would otherwise attend. Based on the information provided by Charter School, District staff determined that the attendance area where the largest number of Charter School’s projected students reside is the Westchester Enriched Sciences Magnets attendance area. Consequently, based on the grade levels that Charter School projected it will serve, District staff identified the following as the District-operated schools with similar grade levels that serve students within the Westchester Enriched Sciences Magnets attendance area; i.e., Charter School’s comparison group schools: Cowan Avenue Elementary School, Johnson STEM Academy, Kentwood Elementary School, Loyola Village Elementary School, Paseo del Rey Elementary School, Playa Vista Elementary School, Westport Heights Elementary School, Windsor Hills Elementary Magnet, and Orville Wright Engineering and Design Magnet.

5. The District also follows California Code of Regulations, title 5, section 11969.3, subdivision (b)(1), which requires that the facilities made available by a school district to a charter school shall be provided in the same ratio of teaching stations (classrooms) to ADA as those provided to students in the district attending comparison group schools. To implement a fair sharing of space, the District determines the ratio of ADA-to-classrooms provided for each of the charter school’s comparison group schools and uses an average of those figures to determine the number of classrooms to provide to the charter school. It also results in the District allocating classroom space sufficient to allow a charter school to maintain the same minimum number of seats in a classroom as maintained in the District’s comparison group schools, that is, to maintain conditions reasonably equivalent to the comparison group schools as required by Proposition 39. In other words, it results in accommodating charter school students on District school sites as they would be accommodated if they otherwise attended those District

schools. Consequently, this calculation is used to ensure the number of classrooms provided to charter schools is equivalent to the number of classrooms allocated to a charter school's comparison group schools.

6. Relying upon an in-district classroom ADA projection of 721.68 for the Next Fiscal Year, and an average ADA to classrooms provided ratio at the comparison group schools of 18.35, the District determined that Charter School is entitled to 39 teaching stations (classrooms) and one classroom space to be used for its administrative office. The District also determined that Charter School is entitled to 5 special education classroom(s).

7. Charter School's facilities request states: "WISH Community would like to be all together on the Wright Middle School Campus. If that is not possible, it would like to stay in its current locations both on the Wright Middle School Campus and the Westchester Enriched Sciences Magnet Campus.... If a contiguous space cannot be provided for WISH Community grades TK-Grade 8 at Wright MS or Westchester SH then WISH would like to continue to co-locate on both campuses. Due to its close connection with LMU and its status as a professional development school. WISH must remain within close proximity to the university. Other sites within the target geographic area are Westchester SH, Emerson Adult School, Playa Vista Elementary, Paseo Del Rey, Loyola Village, Playa Del Rey, and any other elementary or middle schools within a 1-mile radius of Loyola Marymount University and within the 90045 zip code."

8. Based on the foregoing, if the in-district classroom ADA of Charter School cannot be accommodated entirely at Orville Wright Engineering and Design Magnet in the Next Fiscal Year, District staff recommends allocating Charter School facilities at Orville Wright Engineering and Design Magnet and at more than that school site.

9. As explained below, pursuant to Proposition 39, District staff first engaged in an effort to create a single-site offer to accommodate Charter School's projected total in-district classroom ADA in the Next Fiscal Year at Orville Wright Engineering and Design Magnet. District staff evaluated space at Orville Wright Engineering and Design Magnet (the District school site at which Charter School

wishes to locate) and determined that Orville Wright Engineering and Design Magnet will not have sufficient classroom space to accommodate Charter School's total in-district classroom ADA in the Next Fiscal Year. Rather than attempt to locate Charter School on a single site different from the requested site, pursuant to Education Code section 47614, District staff engaged in an effort to satisfy Charter School's request and provide a multi-site allocation of contiguous facilities.

10. Therefore, District staff recommends providing space at the following locations to Charter School to accommodate its total in-district classroom ADA for the Next Fiscal Year: Orville Wright Engineering and Design Magnet, Westchester Enriched Sciences Magnets, and Paseo del Rey Elementary School (collectively, the "Recommended Co-Locations"). By providing space to Charter School at the Recommended Co-Locations, the District has made reasonable efforts to provide Charter School with facilities near to where Charter School wishes to locate and to minimize the number of sites assigned to Charter School.

Process and Matching Guidelines District Staff Followed to Locate Space for Charter School

Pursuant to Proposition 39

11. The District's Charter Schools Division ("CSD") determined that in the 2022-23 school year, more than 150,059 students enrolled in charter schools authorized by the District. This figure reflects a 928 student decrease compared to the number of students enrolled during the previous school year. In the 2022-23 school year, the District had the most charter students attending schools authorized by a District of any school district in the nation. The District ensured that every eligible in-district charter student was offered a seat.

12. For the 2023-24 Proposition 39 cycle, the District is applying a comprehensive process to ensure that every eligible in-district charter school student is offered a seat at a District campus. The District is following a critical schedule of steps, from receiving the initial request for facilities by a charter school to making facilities ready for occupancy, in order to timely meet the Proposition 39 timeline. The general process District staff followed in administering Charter School's Facilities Request is the same that it used to process each of the other facilities requests the District received from

charter schools for the Next Fiscal Year. That process is as follows:

13. Beginning in September 2022, School Management Services and Demographics (“SMS”) staff, which includes District personnel in the District’s Facilities Services Division experienced in public school facilities utilization that assess all of the space within the District, conducted a comprehensive analysis of the use of District school facilities, called ALT E-CAR, similar to the Electronic Capacity Assessment Review (“E-CAR”) tool utilized in previous Proposition 39 cycles. As a result of the September 2022 cyberattack to the District’s information technology systems, the District has had to adapt its usual E-CAR process, which involved a comprehensive web-based application, to ALT E-CAR. Similar to E-CAR, ALT E-CAR was implemented at the beginning of the Proposition 39 process to assess capacity at school sites throughout the District, and required principals at over 700 District campuses to specifically identify and validate classroom space utilized as teaching stations and set-asides, along with classroom numbers, locations, and sizes. Additionally, the principals identified classrooms occupied by special education programs, charter schools, preschools, alternative education programs, and other third-party users, swing space needed for construction projects, options programs, and other classrooms out of service or mandated for removal due to legal and/or safety requirements. The purpose of ALT E-CAR is to accurately assess the present capacity of each District school site in several respects: the number and size of classrooms, the manner in which those classrooms are presently used, and the school’s operating capacity. ALT E-CAR entails a detailed review of the present use of District school sites and an analysis of the projected future uses of those facilities. The analysis includes reporting of data by individual schools, which is analyzed by SMS staff to confirm its accuracy and to ensure that space is used efficiently and uniformly throughout the District.

14. ALT E-CAR commenced with a preparation period during which SMS staff examined materials submitted by all District schools in the previous year for accuracy, as well as for consistency with previous assessments’ classroom usage and availability determinations. The SMS staff applied standard formulae for the usage of classrooms in order to generate an objective and uniform assessment of the amount of total classroom space at District school sites. The purpose of this calculus is to assess

the number of classrooms required to accommodate instructional program enrollment, based on grade level and specific course subject matters at secondary schools.

15. The ALT E-CAR process was similar to the E-CAR process. It involved District school principals at more than 700 District school sites logging in online to verify their school's enrollment and to review and confirm details regarding the school site's classrooms and their respective utilization. The school principals specifically identified and validated classroom space utilized as teaching stations and "set-asides" (classrooms used for purposes other than general education), along with classroom numbers, locations, and sizes. Additionally, they identified classrooms occupied by special education programs, charter schools, preschools, alternative education programs, and other third-party users, as well as swing space needed for construction projects, options programs, and other classrooms out of service or mandated for removal due to legal and/or safety/physical condition requirements.

16. To ensure that District school administrators are provided the data necessary for a complete and accurate assessment of school capacity, they were instructed to reference the following resource materials for their school site: A current school map; the school's former or most recent Norm Day classification report (which details the number of students enrolled at that school on September 16, 2022); the Norm Day classification report for any magnet centers and/or dual language programs located on the school site; the Classroom Inventory and Allocation Worksheet pages from the prior school year's Capacity Assessment Review report, which contains information for classroom counts and allocations into precisely-defined categories; and the number of teaching positions in all categories, including general education, special day, magnet, dual-language, physical education, and off-norm-funded positions. The school administrators were also provided reference documents, a training class, and a quick-start manual, as well as additional preparation support available for live, one-on-one expert telephone assistance.

17. Categorizing classrooms in this way is important because a school's capacity involves more than its raw seats and room numbers. The District must determine whether a school site has facilities available to sufficiently serve the particular requirements of a school, such as grade levels,

classes, special education programs, magnet centers, Small Learning Communities, Personalized Learning Environments, legal mandates, and other student needs.

18. As a result of the foregoing, District staff reviewed data regarding specific capacity information at District school sites for the Next Fiscal Year. Utilizing this data, SMS provided CSD with the number of estimated available seats, as well as classrooms, at each District school site given specific operating capacities per programmatic and mandated qualifiers. When planning for maximal use of available school facilities, and in interpreting data generated during the course of facilities planning, it is absolutely critical to understand the difference between “empty classrooms” and “available seats.” To illustrate, a hypothetical District school may not have any empty classrooms, but may have individual available seats. As a result, the school may be able to absorb 100 students into its existing classrooms by identifying two free seats spread out among 50 of its classrooms that are used for instruction appropriate to the grade level and subject matter requirements for the students being absorbed. Thus, it is an entirely different proposition to provide and integrate 100 seats across a campus than to provide four or five empty classrooms with the same total number of contiguous available seats. In many instances, there may be many available seats in a school, but no empty classrooms. This is especially the case for District middle and high schools where the students do not sit in one classroom all day, like an elementary school, but instead attend five or more different classes per day, each in different classrooms and with different teachers and groups of students, in order to receive the mandated curriculum.

19. SMS generated each instructional program’s operating capacity using a complex mathematical formula which took into account aspects of schools’ operations that would reduce operating capacity. The operating capacity also accounted for classrooms designated as “set asides.” Public school districts are required to provide special education space, and at least one parent center at each school which is classified as a set-aside. Also, pre-kindergarten and adult education students are served in classrooms at school sites across the District.

20. District staff analyzed each District school’s estimated available seats and classrooms for

the Next Fiscal Year based on the data.

21. Historically, the District had prepared to reserve 75 seats at every secondary school and 50 seats at every elementary school for additional unanticipated enrollment. As a public institution, the District is required to provide an education to every student who chooses to enroll. The District previously planned its programming and staffing based on estimated enrollment projections, but in the event projections were short, the District was still obligated to provide an education to students who were not originally anticipated. As a result, the District proactively planned to address any potential discrepancies in their projections by reserving seats as an “unanticipated growth cushion” rather than overcrowd classrooms to the detriment of that educational environment, as a result of failing to address this common occurrence up front. Importantly, however, beginning in 2013 and continuing this year, the analysis did not stop there. Rather, District staff added rigor to this process by examining the actual historical data over the last several years of enrollment at each school site to determine if a trend could be empirically established demonstrating unanticipated growth. Based upon this further analysis, the District determined that no seats at any District school sites offered to a charter school should be reserved for an unanticipated growth cushion. Therefore, this historical reservation of seats was not applied in this cycle.

22. The District uses the definition contained in California Code of Regulations, title 5, section 11969.3, subdivision (a)(2) to determine comparison group schools. No two schools are identical; however, on a grade-alike basis, a significant majority of the District’s schools share reasonably equivalent conditions, especially when taking into account age, quality of materials and state of maintenance, school site size, conditions of surfaces as well as mechanical, plumbing, electrical and fire-life systems, including conformity to applicable codes, availability and condition of technology infrastructure, the condition of the facility as a safe learning environment, including, but not limited to, the suitability of lighting, noise mitigation, and size for intended use, the conditions of the facility’s furnishings and equipment, and the condition of athletic fields and play area space. As part of this process, District staff determined whether the conditions of school facilities offered to a charter school

were reasonably equivalent to those of the comparison group schools.

Matching Guidelines Utilized by the District for Charter School

23. In accordance with *California School Bds. Assn. v. State Bd. of Ed.* (2010) 191 Cal.App.4th 530, CSD staff supports and facilitates the following process in order to make contiguous offers of space to charter schools in facilities with reasonably equivalent conditions to those which would accommodate the charter students if they otherwise attended District schools. District staff makes every reasonable effort to locate space on a single site, or on multiple sites only if necessary or specifically requested by the charter school, in the charter school applicant's geographic area of interest. Consequently, District staff first attempts to accommodate charter schools at a single school site and looks for available facilities sufficient to accommodate the entirety of a charter school's projected in-district classroom ADA within its desired area of geographic interest. Only when no single school site can be feasibly identified based upon school site design and occupancy limitations, as well as after taking into account the paramount considerations of both District and charter school student safety and welfare, does the District make offers that contemplate the use of multiple school sites.

24. District staff first identifies the classroom inventory by grade level configuration in each geographic region. Grade-alike matches typically provide reasonably equivalent space to charter schools; therefore, wherever possible, District staff allocates space to charter applicants on grade-alike school facilities.

25. District staff next identifies which charter school applicants are currently located in District facilities that they have identified in their geographic area of interest for the following Proposition 39 cycle and, when feasible, matches those charter schools to those school sites. District staff then examines and identifies the geographic areas of interest of other charter school applicants. As described above, multiple charter schools often request space in the exact same location so District staff must assess conflicting geographic as well as particular site interests. In doing so, District staff examines whether the potential match would utilize all available classrooms and whether the match represents a full, single-site offer. Priority is given to those charters where these two goals can be achieved.

26. Based on an examination of these criteria, District staff makes a preliminary match of available classrooms at a particular site to the projected in-district classroom ADA of each charter

school. District staff attempts to find the most geographically relevant grade-alike matches. For multi-site scenarios, District staff eliminates set-asides whenever reasonably possible to reduce the number of sites assigned to a charter school, which often results in being able to transform multi-site offers to single-site offers. District staff frequently engages in the materially disruptive measure of eliminating set-asides used to provide services at District schools in order to share space fairly among charter and non-charter students in the District. Set-asides are divided into two categories: District set-asides and School set-asides.

27. School set-asides allocate space for instructional, safety, and health programs that are specific to a particular school. For example, Title I funding coordinator offices are considered School set-asides. Title I funding provides financial assistance to schools with high numbers or high percentages of low-income children to help ensure that all children meet challenging state academic standards. The District uses Title I funds to provide additional academic support and learning opportunities to help low-achieving children master challenging curricula and meet state standards in core academic subjects. Such funds support extra instruction in reading and mathematics, as well as special preschool, after-school, and summer programs to extend and reinforce the regular school curriculum. Additionally, School set-asides are used to allocate space for small learning community (“SLC”) offices. An SLC, also referred to as a School-Within-A-School, is a form of school structure in secondary schools to subdivide large school populations into smaller, autonomous groups of students and teachers. SLCs include structures such as freshman academies, multi-grade academies organized around career interests or other themes, “houses” in which small groups of students remain together throughout high school, and autonomous schools-within-a-school, as well as personalization strategies, such as student advisories, family advocate systems, and mentoring programs. Research continues to show that small schools and SLCs have the necessary elements to counteract the inherent negative effects of poverty and poor academic achievement for low-income students and/or students of color. (Cotton, *New Small Learning Communities: Findings from Recent Literature*, Portland, Ore: Northwest Regional Educational Laboratory (2001); Jimerson, *The Hobbit Effect: Why Small Works in Public Schools*, The Rural School and Community Trust (August 2006).)

28. At the middle school level, School set-asides are used, for example, for Personal Learning Environment (“PLE”) offices, the middle school equivalent to an SLC. Likewise, School set-asides may be used for the District’s Response to Instruction and Intervention (“RTI²”) program. RTI² integrates assessment and intervention within a multi-level prevention system to maximize student achievement and to reduce behavior problems. With RTI², schools identify students at risk for poor learning outcomes, monitor student progress, provide evidence-based interventions and adjust the intensity and nature of those interventions depending on a student’s responsiveness, and identify students with learning disabilities or other disabilities. In order to provide space to charter schools requesting Proposition 39 facilities, District staff has eliminated or reduced the number of School set-asides on certain campuses. This instructional disruption unfortunately disproportionately affects low-income, low-performing, or disabled District neighborhood children, those who need assistance the most. However, District staff has taken these disruptive measures in order to share facilities fairly with charter schools.

29. District set-asides use school space to implement key District-wide instructional, health, and safety programs. For example, these set-asides include space for District police, regional special educational testing centers, health center clinics, food service, and Beyond the Bell programs, among others. Eliminating these set-asides would deny or interfere with students’ ability to receive the special education and related services to which they are entitled, or force students to travel as much as 50 miles to the next closest center. In the 2022-23 fiscal year, the District’s school-based health clinics are projected to provide approximately 156,000 visits to children who would otherwise have been challenged to access health care. This number is an increase from the previous school year as our staffing ratios improve and clinic hours increase with newly opened clinics. To eliminate these clinics would deprive the neediest children of vital health services. Additionally, Beyond the Bell programs ensure that all children and youth in the District have access to high-quality, safe, and supervised academic, enrichment, and recreation programs that inspire learning and achievement beyond the regular school day (before and after school and Saturdays). The three components of Beyond the Bell include academic tutorial, recreational, and enrichment programs. During a typical school year, over 100,000 students in more than 600 schools participate in Beyond the Bell programs on a daily basis. (See

LAUSD, *Beyond the Bell: Expanded Day Programs*, <http://btb.lausd.net/about>.) Students who participate in after-school programs have improved attendance. (*Ibid.*) Indeed, Beyond the Bell's after-school programs resulted in improved test scores in English/Language Arts and Mathematics. (*Ibid.*) Such programs are vital to the safety of school children. More than 28 million school-age children have parents who work outside of the home during after-school hours. (*Ibid.*) Of these 28 million school-age children, 14.3 million are left to look after themselves when the school day ends. (*Ibid.*) Research shows that juvenile crime, sexual activity, and experimentation with drugs, alcohol, and cigarettes peak between the hours of 3:00 p.m. to 6:00 p.m. (*Ibid.*) Teens who participate in after-school programs are three times less likely to skip classes than teens who do not participate. (*Ibid.*) They are also three times less likely to do drugs, consume alcohol, and engage in sexual activity. (*Ibid.*) To eliminate Beyond the Bell programs would expose the thousands of children who utilize these programs on a daily basis to danger, harming their academic performance and their overall wellbeing.

30. Although District and School set-asides provide space for programs that are vital to the curriculum of a particular school or to District-wide goals, in order to share space fairly, District staff has cut into these set-asides where doing so would minimize the number of sites offered to a charter school in order to make a complete offer of space.

31. For the Next Fiscal Year, District staff had to grapple with the conflicting needs of 51 different charter school applicants and cycled through its comprehensive space matching process as conscientiously as possible, shifting space and potential matches to fulfill the District's obligation to share space fairly among all students – charter school students and those students attending District schools alike. In doing so, District staff kept in the forefront considerations of student safety and welfare.

32. Often, many charter schools request to be located at the same school site, requiring District staff to assess conflicting geographic as well as particular site interests. In fact, 16 different charter schools (including Charter School) requested space in Region West for the Next Fiscal Year. District staff had to contend with the conflicting needs of these 16 charter schools, as well as all 51 eligible charter school applicants, shifting space and potential matches to fulfill the District's obligation to share space fairly among all in-district students. The process is extraordinarily dynamic with a complex set

of ever-changing pieces, decisions regarding any one of which can result in very real ripple effects for students and programs across multiple school sites.

33. The District's space matching guidelines are just that – guidelines. They cannot be applied in a vacuum and without rationale. In allocating space to charter schools, the District must consider the impact on other public school students, both those attending District schools and those attending other charter schools requesting space. District staff applied the District's matching guidelines in conjunction with thoughtful considerations of the real world impacts on all public students in providing co-location offers to charter schools for the Next Fiscal Year.

34. The District began its space analysis for Charter School by examining data from ALT E-CAR for Orville Wright Engineering and Design Magnet related to the 2023-24 school year. As explained above, the ALT E-CAR data for Orville Wright Engineering and Design Magnet reflects classroom usage as of September 16, 2022, which is known as "Norm Day." The ALT E-CAR data is a "snapshot in time" that reflects classroom availability and usage at a particular school site at the time it is prepared. It is merely the starting point for the District's comprehensive space analysis of the current and projected utilization and availability of space for a charter school. It does not contemplate any prospective future revisions or factor in projected classroom usage for any subsequent school year, or changes in space utilization needs that occur after the ALT E-CAR data is prepared, such as, for example, increases or decreases in the District school site's enrollment projections for the upcoming school year, planned programmatic expansions, adjustments to ADA-to-classrooms ratios and/or assigned teachers, changes to grade levels served, construction projects, removal of portable classrooms, charter schools' potentially forthcoming Proposition 39 facilities requests, the planned occupancy by other charter schools or District programs, or any other factor that would result in an adjustment of the number of available classrooms for the Next Fiscal Year. There were 0 unassigned standard size classrooms at Orville Wright Engineering and Design Magnet at Norm Day. Charter School exclusively occupies 23 spaces at the school site in the current school year pursuant to a Proposition 39 alternative agreement, which resulted in a smaller (single-site) allocation of space than the District's (multi-site) final notification of space offered at Orville Wright Engineering and Design Magnet, Westchester Enriched Sciences Magnets, and Paseo del Rey Elementary School, with a correspondingly reduced projected

ADA. In the alternative agreement, Charter School expressly acknowledged that its occupancy of facilities at the Orville Wright Engineering and Design Magnet site and Westchester Enriched Sciences Magnets site for the current school year “does not create any obligation for the District to offer or allocate, or any expectation by WISH or Charter School[] to receive, any of these same spaces for Charter School[]’s use in subsequent school years. In other words, this is a ‘one-year only’ arrangement for [] the [] 2022-23 school year[].”

35. In the second week of November 2022, Regional Offices were provided information regarding charter schools that had requested Proposition 39 space, and potential space availability at District school sites. Region West was advised of the District school site(s) and/or general geographic area in which Charter School wishes to locate, and that it was entitled to exclusively use a total of 45 spaces (39 instructional spaces, 5 special education spaces, and one administrative office space) for the Next Fiscal Year. Region West was also advised that there were 16 charter schools that had requested facilities within that same Region.

36. Meetings were also conducted between CSD, SMS, and others, so that additional District stakeholders such as Regional Office leadership and school-site staff could provide further valuable input regarding important information, such as impacts of a potential co-location at a particular school site or unique site conditions that might make it unsuitable. Various provisional matches within each Region were identified and deliberated, and participants thoughtfully discussed potential recommendations as part of the District’s comprehensive compliance effort. Per established protocols, the District also invited labor partners, including United Teachers Los Angeles, to an Advisory meeting to offer feedback.

37. During the course of the meetings and numerous additional discussions, CSD, Region West, District administrators, SMS, and others discussed that Orville Wright Engineering and Design Magnet will not have adequate availability of space in the Next Fiscal Year to accommodate Charter School’s entire in-district classroom ADA due to the planned programmatic needs as accounted for in ALT ECAR. Due to these circumstances, Orville Wright Engineering and Design Magnet will be unable to accommodate Charter School’s entire projected in-district classroom ADA in the Next Fiscal Year.

38. In summary, the District has no realistic ability to allocate 45 exclusive use classroom spaces to Charter School at the Orville Wright Engineering and Design Magnet site for the Next Fiscal Year. Allocating such space to Charter School would present significant safety, educational, scheduling, facilities, and operational challenges, and result in significantly harmful negative impacts, displacements, and disruptions to Orville Wright Engineering and Design Magnet students. Allocating such space to Charter School would result in an unfair sharing of space between Charter School and Orville Wright Engineering and Design Magnet on this school site.

39. If Charter School was provided 45 classroom spaces at Orville Wright Engineering and Design Magnet, it would so severely diminish the Orville Wright Engineering and Design Magnet program's usable instructional space that it could require some of its teachers to hold classes outside of classroom settings. Alternatively, Orville Wright Engineering and Design Magnet could either overcrowd its existing classrooms by reducing its teaching staff and increasing the number of student desks in classrooms or require two teachers to teach class simultaneously in one classroom. Both options would not only overburden the teachers forced to teach those classes, but would also unfairly crowd students and block safe access to doors. None of these possibilities are realistically feasible.

40. District staff has determined that the quality of the education for both Orville Wright Engineering and Design Magnet students and Charter School students would suffer significantly if Charter School were provided 45 classroom spaces at Orville Wright Engineering and Design Magnet. Orville Wright Engineering and Design Magnet's existing space constraints have already substantially impacted Orville Wright Engineering and Design Magnet students, teachers, staff, and administrators. Provision of facilities sufficient to accommodate the entirety of a charter school's projected in-district classroom ADA in the Next Fiscal Year would further exacerbate the negative harmful impacts to such a point that it would be impossible for all of the students to share space fairly and receive a proper education. It would also result in increased emotional hardship and further loss of morale in students, teachers, staff, and administrators alike.

41. To accommodate Charter School's entire in-district classroom ADA at Orville Wright Engineering and Design Magnet would also present substantial safety concerns for both charter and non-charter District students. By way of example, District staff estimated that to accommodate all of Charter

School's students at Orville Wright Engineering and Design Magnet would require the forcible displacement of a significant number of students attending Orville Wright Engineering and Design Magnet. Displacing students out of Orville Wright Engineering and Design Magnet would have far-reaching safety, instructional, and social implications.

42. For instance, many Orville Wright Engineering and Design Magnet students walk to and from their school. Recent District budgetary cutbacks and the harsh economic climate have made the ability to walk to school a necessity for many families with in-district children. The District school bus program has realized service cuts and route eliminations which have affected many students. As a result of past budget deficits, transportation funding was reduced as part of stabilization efforts. The latest impact came in July 2012, when the District was forced to implement a change to the eligible busing distance for secondary schools from three miles to five miles. These cuts disproportionately affect poorer students and make the ability to walk to school even more crucial.

43. Not only is the ability to walk to school at Orville Wright Engineering and Design Magnet a necessity for some students, but walking to school also provides key health benefits. According to the California Department of Public Health ("DPH"), close to one-third of California's children are overweight or obese. The DPH's California Active Communities ("CAC"), in collaboration with CA4Health (a project of the Public Health Institute, with funding from the Centers for Disease Control and Prevention) has determined that a child's overall health is affected by levels of physical inactivity which can be directly linked to time spent in automobiles versus in active transportation such as walking. Walking or biking to school provides an opportunity for purposeful physical activity toward the accumulation of the recommended 60 minutes or more of daily physical activity for children and youth. (Martin, Moeti and Pullen-Seufert, *Implementing Safe Routes to School: Application for the Socioecological Model and Issues to Consider* (2008).) Active transportation – such as walking and biking – to school can help increase physical activity levels of students and their families. (ChangeLabSolutions, *Incorporating Safe Routes to School into Local School Wellness Policies* (July 2015).) Physical activity reduces the risk of obesity and related chronic diseases, and improves mental health, attendance, and academic performance. (*Ibid.*) Active transportation can also have broad community benefits, including reducing traffic congestion and air pollution, creating safer streets,

encouraging cost savings, and building a stronger sense of community. (*Ibid.*) Increasing physical activity through walking and biking to school can help address high obesity rates. (*Ibid.*)

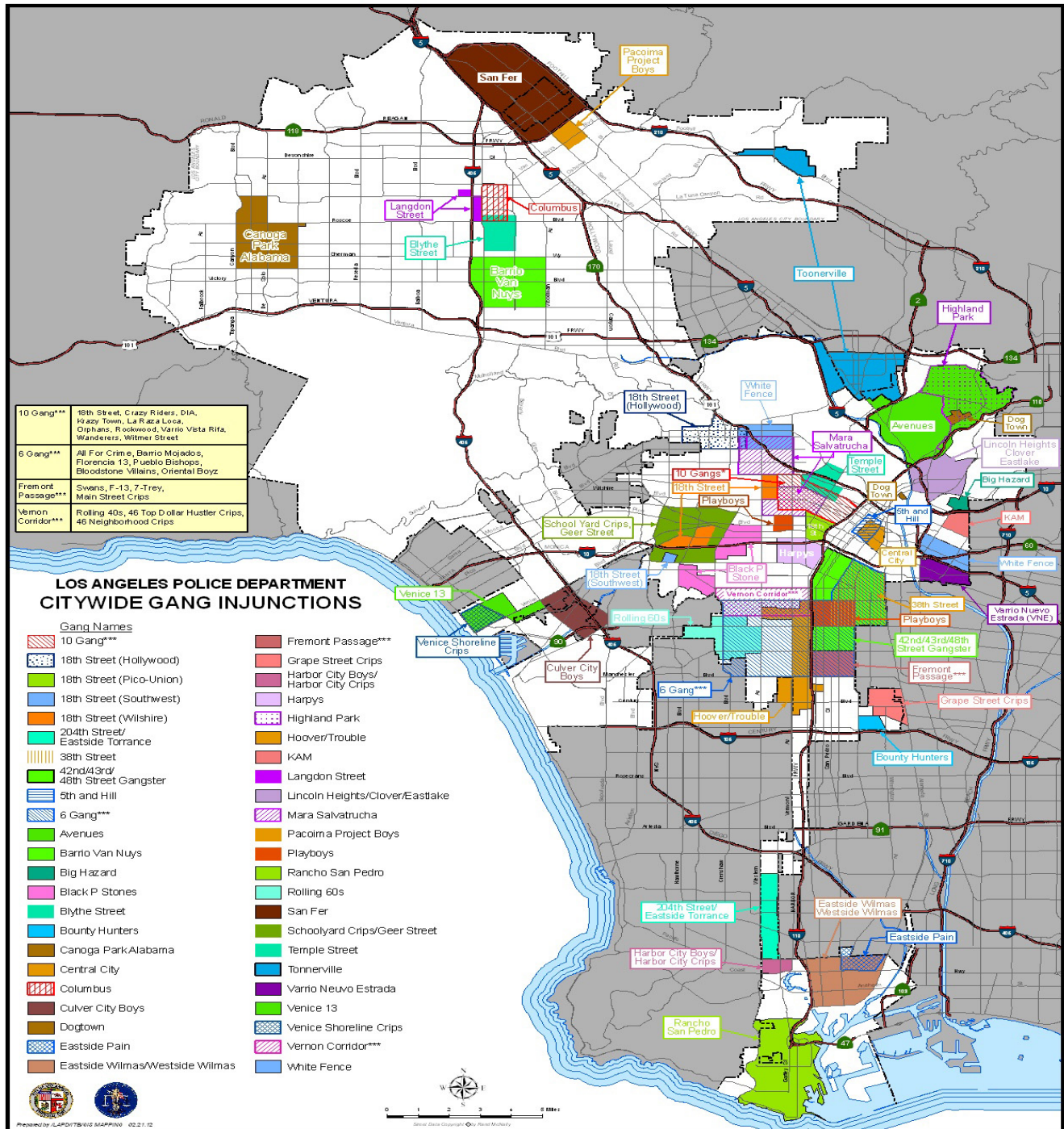
44. Empirical studies have determined that distance is a key impediment to children walking to school safely. (Martin, Moeti and Pullen-Seufert, *Implementing Safe Routes to School: Application for the Socioecological Model and Issues to Consider* (2008).) A study published in the Journal of Public Health Policy examines the multi-level correlates of walking to and from school. Of the physical environmental factors examined, the strongest negative correlates to walking to school were distance and safety concerns. (Zhu & Lee, *Correlates of Walking to School and Implications for Public Policies*, Journal of Public Health Policy (2009).) Recognizing distance as a barrier to the ability for a child to walk to school, CA4Health, the CAC, and the DPH support school siting as well as joint use policies and practices that encourage kids to walk or bike to school.

45. Displacing a significant number of students from Orville Wright Engineering and Design Magnet to make additional room for Charter School would prevent a significant number of Orville Wright Engineering and Design Magnet children who currently have the ability to safely walk to school from being able to do so. Conversely, Charter School draws its attendance from 43 different District schools. Therefore, providing a single-site offer at Orville Wright Engineering and Design Magnet to Charter School would endanger a significant number of children currently attending their nearby school. Moreover, the forcible displacements would not just be limited to the children attending Orville Wright Engineering and Design Magnet. Instead, those students would need to be absorbed into other District schools which may have insufficient space, programs and/or resources to house the influx of students, and would thereby cause the additional forcible displacement of children from these absorbing schools. This would create a ripple effect of forcible displacements necessitating hundreds of children to relocate for the benefit of a far lesser number of Charter School's children. Such a decision would pose disproportionate harm to a significant number of Orville Wright Engineering and Design Magnet students and to those District students displaced by the influx of these students, and thus produce inequity in the sharing of facilities.

46. Not only does distance play a factor in children safely walking to school due to traffic dangers, but several Los Angeles neighborhoods are plagued by gang violence. In order to create safe

passages to and from school in neighborhoods suffering from gang-related violence, meaningful programs and efforts to mitigate these risks have been launched, such as Kid Watch LA which instituted the Walking School Bus for District students. The Walking School Bus enlists parent and community volunteers to accompany groups of small children as they walk to and from their school.

47. According to the Los Angeles Police Department, the District is located within the territory known as the “gang capital” of the nation, with more than 450 competing gangs. Gang violence is unfortunately prevalent on some campuses and within the neighborhoods of several District schools. As shown by the map depicting former gang injunctions in Los Angeles below, Los Angeles gangs claim particular territories:



48. On March 15, 2018, the City of Los Angeles was enjoined from enforcing these gang injunctions. (See, *Youth Justice Coalition, et al., v. City of Los Angeles, et al., CV 16-07932 VAP.*) The inability to enforce these injunctions may result in an increase in gang-related activity and crime.

49. Involuntarily displacing students who themselves or whose parents are tied to a particular gang and placing them in a different school located in the territory of another gang would potentially breed gang warfare and violence affecting all children, teachers, staff, and parents at a particular school.

50. Pulling children out of their District schools and placing charter students at those school sites prevents the displaced children from taking advantage of safety measures such as the Walking School Bus and other relevant considerations their families have made, and therefore unfairly endangers the safety of those displaced children. These harms disproportionately affect students attending District schools. As parents of charter school students have elected to send their child to a school outside of his or her local attendance area, the parents have secured a means of transporting their child to this school. However, parents of children who attend District schools may not have the means to find alternate transportation and need to rely on children walking to their school. With the aforementioned reduction of several school bus routes and potential further elimination of transportation funding, many forcibly displaced children will be forced to walk long, unsafe distances or take unsafe public transit routes.

51. Displacing children attending Orville Wright Engineering and Design Magnet for the purpose of making a single-site offer to Charter School would have additional instructional and social ramifications. California has an accountability system reported through the California School Dashboard. The state's accountability system includes a three-level identification and support system for local educational agencies, and categorizes district performance levels using a system of five colors, stated in order from lowest to highest performing (Red, Orange, Yellow, Green, and Blue). The first release of the California School Dashboard was in fall of 2017, and identified the District for "Level 2" assistance from the Los Angeles County Office of Education ("LACOE"), because two of the District's student groups, Foster Youth and Students with Disabilities, had a Red performance level in the Graduation Rate Indicator and in the Academic Indicators (English Language Arts ("ELA") and math grades 3-8). As a result, the District and LACOE are working collaboratively to address identified performance issues with these student groups and develop strategies for accelerating progress. The following year, the fall 2018 Dashboard results indicated that the District had been assigned Yellow

performance levels for three of the six state indicators for all students: College/Career Readiness, ELA, and Mathematics. A Green performance level had been assigned for the Graduation Rate indicator and a Blue performance level for Suspension Rate. The only indicator that was assigned an Orange performance level was the Chronic Absenteeism indicator. The District did not receive any Red performance levels. The Dashboard also reports results for various student groups. The outcome for student groups showed that of the thirteen total student groups identified in the District, ten student groups were assigned at least one Red or Orange performance level. The fall 2019 Dashboard results indicated that the District had been assigned the same performance level as it did in the previous year in four of the six indicators: Suspension Rate (Blue), ELA (Yellow), Mathematics (Yellow), and College/Career Readiness (Yellow). The District's performance, however, dropped in two indicators: Chronic Absenteeism (which moved from Orange to Red) and Graduation Rate (which moved from Green to Yellow). The Red performance level for Chronic Absenteeism marked the first time the District received a Red performance level for any indicator. Of the District's thirteen total student groups, eleven (American Indian, African American, Students with Disabilities, English Learners, Foster Youth, Hispanic, Homeless, Pacific Islander, Socioeconomically Disadvantaged, Two or More Races, and White) received a Red, and two (Asian and Filipino) received an Orange for the Chronic Absenteeism indicator. Due to the COVID-19 pandemic, state law suspended the reporting of indicators on the 2020 and 2021 Dashboards. However, reporting resumed for the 2021-22 school year. For the fall 2022 Dashboard, performance levels are reported using one of five status levels (ranging from Very High, High, Medium, Low and Very Low). The results show the District has been assigned a Medium Status level for two of the six state indicators based on the performance of all student groups: English Learner Progress and Graduate Rate indicators. A Low status level has been assigned to ELA and Mathematics, and a Very Low status level for Suspension Rate. The District received one Very High-status level for Chronic Absenteeism. Of the thirteen student groups reported, four are in the Very Low status level, five in Low, three in High, and one in Very High.

52. As the foregoing indicates, the District is continuing its efforts to improve performance in all state indicators. Displacing District children attending their District school at Orville Wright Engineering and Design Magnet would thwart these efforts, and have instructional and social ramifications. Studies have empirically established that disrupting a child's trajectory to his or her district high school effectively increases drop-out rates. A review of 25 years of research conducted by the California Dropout Research Project identified strong predictors of dropping out of high school. The compilation study identified non-promotional school changes (student mobility) during middle school and high school as a key predictor of a child dropping out of school. (Rumberger & Lim, *Why Students Drop Out: A Review of 25 Years of Research*, California Dropout Research Project (October 2008).)

53. In 1998, a seminal study on the educational consequences of student mobility found a high causal connection between student mobility and an increased risk of high school drop-out. The staggering results of this study indicate that controlling for other predictors, students who made even one non-promotional school change between the eighth and twelfth grades were *twice* as likely to not complete high school as students who did not change schools. (Rumberger & Larson, *Student Mobility and the Increased Risk of High School Dropout*, American Journal of Education 107 (November 1998).)

54. The safety and welfare of all students is the District's paramount concern and principal charge. The data is indisputable that children who drop out of school are at far greater risk of a vast array of physical, social, and economic harm than those who stay in school and complete their secondary education. This paramount concern of the District remains a material consideration when weighing whether to forcibly displace children from their existing school (such as Orville Wright Engineering and Design Magnet) in order to make way for students who would attend school at that site (such as Charter School) from distant neighborhoods, especially when other solutions for sharing space fairly are feasible.

55. An additional impact of such displacement would be the difficulty of sustaining the same level of parental involvement in the absorbing schools. California State Board of Education Policy #89-01 acknowledges that a critical dimension of effective schooling is parental involvement. This policy initiative states that research studies demonstrate parental involvement at school propels a child's

educational career. Forcibly displacing students attending Orville Wright Engineering and Design Magnet would make it more challenging for those children to reap the benefits of parental involvement in their new schools.

56. An alternative to displacing students attending Orville Wright Engineering and Design Magnet would be to overcrowd the site by adding more of Charter School's students. However, this would cause severe safety and operational ramifications due to the design capacity of the Orville Wright Engineering and Design Magnet site, making this course of action infeasible. Adding Charter School's students to the Orville Wright Engineering and Design Magnet site or any other District campus with insufficient space to feasibly accommodate Charter School's total in-district classroom ADA would raise both schools' classroom loading ratios, thereby disadvantaging both of these schools' children. Likewise, having children over a school site's capacity sharing space would pose a great risk to student safety and well-being.

57. In making decisions regarding allocations of space, District staff placed the safety of students attending Charter School, Orville Wright Engineering and Design Magnet, and other charter and District schools at the forefront of the decision-making process. District staff made substantial efforts to locate charter schools, including Charter School, at or near their desired geographic location and further made material efforts to minimize the number of sites on which each charter school was located. As Charter School's parents/guardians have made a decision to place their child in a school outside of their District school, they have had the opportunity to weigh the safety implications of this decision for their child. On the contrary, the families of forcibly displaced students would have no place in such a decision-making process. Thus, forcibly displacing children from Orville Wright Engineering and Design Magnet and/or other impacted District schools would not afford their parents/guardians the same opportunity. In addition, the decision to forcibly displace students to make way for Charter School students necessarily will have safety impacts upon the displaced children, whereas, given the fact that many Charter School students already voluntarily travel to attend Charter School, these children may

not face any increased safety risk by being required to, for example, travel five miles east instead of five miles south.

58. Based on the foregoing, the District determined that it was simply not feasible to provide Charter School with a single-site offer at Orville Wright Engineering and Design Magnet, and only a total of 24 spaces (21 teaching stations, 2 special education spaces, and one administrative office space) could be provided to Charter School at Orville Wright Engineering and Design Magnet for the Next Fiscal Year. Therefore, in order to ensure a sufficient allocation of special education and administrative office spaces are provided to Charter School at each District school site, the District has identified 24 classrooms (18 instructional spaces, 4 special education spaces, and two administrative office space) at one or more additional District school site(s). While it is always the District's goal to accommodate a charter school's entire program on a single District school site, sometimes charter schools must be offered space on more than one site, particularly if, as in the case of Charter School, the charter school has a large projected in-district classroom ADA and has indicated in its facilities request a preference not to be moved from its current site.

59. Based on the geographic area of interest identified in Charter School's Facilities Request, the District reviewed and considered the space availability at various alternative nearby District sites with reasonably equivalent facilities in order to accommodate the remainder of the Charter School's ADA that could not be accommodated at Orville Wright Engineering and Design Magnet. In its facilities request, Charter School indicated a preference to stay in its current locations both on the Wright Middle School Campus and the Westchester Enriched Sciences Magnet Campus if it is not possible to be provided space at Orville Wright Engineering and Design Magnet only. Therefore, the District next determined the amount of space that could be allocated at the Westchester Enriched Sciences Magnets site. It was determined that the District could allocate 15 spaces at the Westchester Enriched Sciences Magnets site (12 instructional spaces, two special education spaces, and one office). No more space will be available at the Westchester Enriched Scienced Magnets in the Next Fiscal Year site due to programmatic needs of District programs and a single-site allocation of Proposition 39 space to another

charter school that is currently occupying the site. The remaining allocation (6 instructional spaces, two special education spaces, and one office) was able to be provided at Paseo del Rey Elementary School.

60. Education Code section 47614, subdivision (b), provides that facilities provided to a charter school by a school district must be, among other things, “contiguous.” The definition of “contiguous” expressed in California Code of Regulations, title 5, section 11969.2, subdivision (d), states that facilities are “contiguous” if they are contained on the school site or immediately adjacent to the school site, and that if the in-district classroom ADA of a charter school cannot be accommodated on any single school district school site, contiguous facilities also includes facilities located at more than one site, provided that the school district shall minimize the number of sites assigned and shall consider student safety. Although it would be preferable to accommodate Charter School’s entire program at the Orville Wright Engineering and Design Magnet site for the Next Fiscal Year, for the reasons set forth herein it is not possible to provide Charter School with 45 classrooms at the Orville Wright Engineering and Design Magnet site without presenting significant, safety, educational, scheduling, facilities, and operational challenges. The Westchester Enriched Sciences Magnets site, which is within Region West and Board District 4, and is located 0.4 miles from the Orville Wright Engineering and Design Magnet site according to Google Maps, was expressly requested by Charter School. Charter School is also currently occupying space at the Westchester Enriched Sciences Magnets site. The Paseo del Rey Elementary School site is within Region West and Board District 4, is 2.1 miles from the Orville Wright Engineering and Design Magnet site according to Google Maps, and located approximately 200 feet (less than 0.1 miles) from the Westchester Enriched Sciences Magnets site. Paseo del Rey Elementary School was also expressly identified in Charter School’s Facilities Request as a site “within the target geographic area,” and (like Orville Wright Engineering and Design Magnet) is a comparison group school for Charter School. The Westchester Enriched Sciences Magnets and Paseo del Rey Elementary School sites are the closest reasonably equivalent school sites that could also accommodate Charter School. Based on a school district spanning over 710 square miles, and the plain language of California Code of Regulations, title 5, section 11969.2, subdivision (d), the Westchester Enriched Sciences Magnets site and Paseo del Rey Elementary School

site are “contiguous” with the Orville Wright Engineering and Design Magnet site. Furthermore, all three of the Recommended Co-Locations are within the Westchester Enriched Sciences Magnets attendance area and, as requested by Charter School, within close proximity of Loyola Marymount University.

61. Based on all of the foregoing considerations, District staff recommends providing Charter School with a multi-site offer of contiguous facilities at the Recommended Co-Locations.

ATTACHMENT 19(b): WISH COMMUNITY SCHOOL

Board of Education Finding that WISH Community School Cannot Be Accommodated at a Single Site and Written Statement of Reasons Explaining the Finding (Cal. Code Regs., tit. 5, § 11969.2, subd. (d)), and Determination of Necessity to Move

Whereas, Under Proposition 39, the Los Angeles Unified School District (“District”) is required to fairly share space between public school pupils, charter and non-charter students alike;

Whereas, In making an allocation of space, the District attempts to place a charter school applicant on one school site or, when that is not feasible, alternatively attempts to minimize the number of school sites on which the charter school applicant is placed;

Whereas, In making an allocation of space, the District materially considers the safety implications to charter and District school students of making a multi-site offer, and balances the safety, instructional, and social consequences of displacing children from their District schools, as well as the burdens associated with such an action on their parents and the community;

Whereas, For the Next Fiscal Year, 51 charter schools requested facilities under the Proposition 39 process, asking for approximately 15,082 seats from the District;

Whereas, Charter School submitted an application for Proposition 39 facilities for the Next Fiscal Year;

Whereas, The Board hereby incorporates by reference the entire Staff Report on the Deliberative Process for Determining Why Charter School Cannot be Accommodated at a Single Site for the Next Fiscal Year;

Whereas, District staff engaged in an effort to create a single-site offer to accommodate Charter School’s total in-district classroom ADA;

Whereas, The District cannot accommodate Charter School’s request for a single site at Wright Engineering and Design Magnet;

Whereas, 16 different charter schools (including Charter School) requested space in Region West for the Next Fiscal Year;

Whereas, District staff determined that Orville Wright Engineering and Design Magnet (the District school site or general geographic area in which Charter School wishes to be located) will not have sufficient classroom space to accommodate Charter School’s entire projected in-district classroom ADA in the Next Fiscal Year;

Whereas, The District cannot accommodate Charter School’s entire in-district classroom ADA at Orville Wright Engineering and Design Magnet;

Whereas, To accommodate Charter School's entire in-district classroom ADA at Orville Wright Engineering and Design Magnet would present substantial, disproportionate safety concerns for both Charter School's students and students attending their District school;

Whereas, To accommodate all of Charter School's students at Orville Wright Engineering and Design Magnet would require the displacement of a significant number of children attending Orville Wright Engineering and Design Magnet, and potentially additional District schools;

Whereas, Involuntarily displacing children out of their existing District schools has far-reaching safety, instructional, and social implications including: prohibiting children from safely walking to school; subjecting children to possible gang violence; increasing high-school drop-out rates; and impairing parental involvement in their children's schools;

Whereas, Based on these safety and instructional considerations, District staff recommends keeping the student populations of Orville Wright Engineering and Design Magnet and other the District schools intact;

Whereas, Alternatively, over-crowding a school's campus in order to provide a single-site offer to Charter School would have equally severe safety and operational ramifications, making this course of action infeasible;

Whereas, The District can provide Charter School with a multi-site contiguous offer of reasonably equivalent facilities at the "Recommended Co-Locations";

Whereas, Providing Charter School space at the Recommended Co-Locations minimizes the number of sites assigned to Charter School;

Whereas, Because of the short distance between the Recommended Co-Locations, they are contiguous facilities in a school district spanning 710 square miles and serving over 27 cities;

Whereas, By providing space to Charter School at the Recommended Co-Locations, the District has made reasonable efforts to provide Charter School with facilities near to where Charter School wishes to locate; and

Whereas, The District can make a complete and contiguous, multi-site offer to accommodate Charter School's entire in-district classroom ADA; therefore be it

Resolved, That pursuant to California Code of Regulations, title 5, section 11969.2, subdivision (d), for the reasons set forth herein and as further expressed by District staff, the Governing Board of the Los Angeles Unified School District finds that the District cannot accommodate Charter School at a single school site;

Resolved, That pursuant to Education Code sections 35160-35160.1 and 47614, and California Code of Regulations, title 5, section 11969.1, et seq., for the reasons set forth herein and as further expressed by District staff, the Governing Board of the Los Angeles Unified School District authorizes the preliminary

proposal and final offer of facilities to Charter School for the Next Fiscal Year at multiple District school sites; and therefore be it finally

Resolved, That pursuant to Education Code section 47614, subdivision (b), for the reasons set forth herein and as further expressed by District staff, if to the extent that part of Charter School's operations which existed at the Orville Wright Engineering and Design Magnet site and/or Westchester Enriched Sciences Magnets site for the 2022-2023 school year must be accommodated at the Paseo del Rey Elementary School site for the Next Fiscal Year constitutes a "move" of Charter School, the Governing Board of the Los Angeles Unified School District determines that such a move is necessary.

TAB 7



Board of Education Report [Return to Order of Business](#)

File #: Sup Res -002-23/24, **Version:** 1

Appointment of Member to School Construction Bond Citizens' Oversight Committee

Resolved, That the Governing Board of the Los Angeles Unified School District ratifies the appointment of Ms. Aleigh Lewis, representing the City of Los Angeles Controller's Office, as Member to the School Construction Bond Citizens' Oversight Committee for a two-year term commencing immediately and determines that Ms. Lewis is not an employee, official, vendor, contractor, or consultant of the District.



**kenneth
mejia**
LA CITY CONTROLLER

TRANSPARENCY & ACCOUNTABILITY

September 14, 2023

The Honorable Jackie Goldberg
President, Los Angeles Unified School District Board of Education
333 South Beaudry Ave., 24th Floor
Los Angeles, CA 90017

Dear President Goldberg,

I am pleased to nominate Ms. Aleigh Lewis for a two-year term as a member of the Los Angeles Unified School District Construction Bond Citizens' Oversight Committee. Please find attached Ms. Lewis's resume describing her qualifications.

If you require anything further regarding Ms. Lewis's appointment, please do not hesitate to contact Michael Shear, my Director of Government Affairs, at 213-978-7988.

Sincerely,

KENNETH MEJIA, CPA
Los Angeles City Controller

Cc: Sharon Delugach, Chief of Staff - Office of Board President Jackie Goldberg
Perla Zitle, Bond Oversight Committee Coordinator, LAUSD
Michael McLean, Executive Officer of the Board of Education, LAUSD
Joseph Buchman, Esq., Legal Counsel

Aleigh Lewis

Forward thinking team player

C: 310-961-0176

E: AleighLewis@gmail.com

PROFESSIONAL EXPERIENCE

Program Manager, Los Angeles Neighborhood Initiative

2023- Current. Manage community engagement and construction for neighborhood-driven projects in Los Angeles County. Currently overseeing a park in South LA and a cultural gateway project in Koreatown.

VOLUNTEER COMMUNITY ORGANIZER EXPERIENCE

Green Schoolyards Lead Organizer

2021-Current. Founded parent advocacy group, Angelenos For Green Schools, to build momentum for green schoolyards in Los Angeles County as a way to resolve inequitable access to parks, tree density, and air quality. Strategically built relationships with various Living Schoolyard Coalition stakeholders to coordinate parent and student activism. Using research and analyzed data, designed a website to raise awareness: AngelenosForGreenSchools.com

Miyawaki Mini Forest Lead Organizer

2021-Current. Founded a group of environmental activists in Los Angeles to plant Miyawaki Mini Forest, a reforestation method to accelerate native tree growth. Presented to numerous local elected officials, nonprofit entities, and Recreation and Parks to find a location. Secured funding through Sugi Projects and partnered with local Gabrieleño Band of Mission Indians - Kizh Nation to advise on biodiversity and Indigenous knowledge. Various sites are being considered from city to state parks. Two elementary schools, San Pascual STEAM Magnet and California Creative Learning Academy have committed to use the mini forests in their weekly science lessons.

Co-Director New Programs, Booster Club

2021-Current. In charge of creating new programs at Mt. Washington Elementary School. We are in the process of starting a lunchtime composting program to be in compliance with SB1383.

Loose Parts Recess Lead Organizer

2018-Current. After completing a 12-part course in Adventure Playwork, founded a Loose Parts Recess program at Mt. Washington Elementary School. Developed, planned, and coordinated with the Principal and kindergarten teachers to implement the program. Organized and trained a 5-day-a-week volunteer workforce and raised \$2,500 from the booster club to cover materials. In spring 2022, will train Beyond The Bell staff to integrate Loose Parts into the after-school program at Mt. Washington Elementary.

SKILLS

- Project management
- Creative direction
- Relationship building
- Mobilizing/sustaining coalitions
- Excellent written/oral Communication
- Creative problem solving
- Design/deliver presentations
- Photography
- Video editing
- Avid, Premiere, Photoshop

LANGUAGES

English – first language
Spanish – proficient

GUILD

Local 700 since 2012

EDUCATION

CalArts, MFA Film/Video
Oberlin College, BA Visual Art

2020 ABAR Workshops:
Whiteness at Work (Desiree Adaway), Monique Marshall, CAPTA, PTA ABAR committee
2018 Adventure Playwork Certification
2015 UCB Improv 101
2013 Project Involve
2010 Centquatre Paris Artist Residency

Political Organizer

2018-2020. Mobilized volunteers to call, write, and canvas thousands of voters to help flip the House & Senate blue and elect President Joe Biden.

Cleland Park Redesign Lead Community Organizer

2018. Initiated community interest in the redesign of Cleland Park, a park in the Mt. Washington neighborhood, after widespread discontent regarding off-leash dog use and deteriorating playground equipment. Mobilized community support to encourage Gil Cedillo's office and Rec and Parks to accelerate the timeline of the project and allow community input in the design. Worked closely with the city landscape architect to design the playground and choose fence location separating field and play area. Commissioned banner to welcome neighbors and articulate leash rules.

DESIGN PORTFOLIO: WEBSITE / PRESENTATIONS / WRITING SAMPLE

2022: [What is a Green Schoolyard poster](#) - Art Director, copywriter
 2021: [Angelenos For Green Schools Instagram](#): Designer, copywriter
 2021: [Miyawaki Mini Forest Presentation](#) - Designer, presenter
 2021: [Miyawaki Mini Forest Proposal](#) - Author
 2020: [Loose Parts Recess Presentation](#) - Art Director, copywriter, presenter
 2020: [Loose Parts Recess Instagram](#) - Designer
 2018: [Cleland Park Playground Proposal](#) - Proposal concept director
 2018: [Cleland Park Banner](#) - Art Director

SELECTED POST PRODUCTION FEATURE FILM AND TELEVISION CREDITS

- Produce and edit raw material to tell compelling and engaging stories
- Build, organize, and track schedules/workflows across multiple departments
- Foster sustaining relationships with a range of personalities
- Excellent visualization, brainstorming, and abstract problem-solving skills
- Highly creative, flexible, organized, with great attention to detail

2021-2022: **The Wild Robot**, Dreamworks Animation

2021: **Archive 81**, Netflix

2019-2021: **Mixed-ish**, ABC

2018-2019: **Charmed**, The CW Network

2018-2019: **Cobra Kai**, Netflix

2013-2016: **Bob's Burgers**, 20th Century Studios

For a full credit list visit: [Aleigh Lewis IMDb](#)

TAB 8



Board of Education Report

[Return to Order of Business](#)

File #: Rep-030-23/24, **Version:** 1

Textbooks and Instructional Materials Certification Resolution - PUBLIC HEARING

September 26, 2023

Division of Instruction

Integrated Library & Textbook Support Services (ILTSS)

Action Proposed:

Adopt the attached resolution certifying the sufficiency of textbooks and instructional materials in the core and required subject areas.

Background:

As required by Education Code Section 60119, the Board of Education must annually certify, through a resolution after a public hearing, as to whether students in all District schools have sufficient textbooks or instructional materials in the core and required subject areas. The core and required subjects are mathematics, science, history/social science, reading/language arts, including the English language development (ELD) component, health, and world language (6-12).

The District has taken the following significant actions to ensure sufficient textbooks in the targeted core subjects:

- Expending \$124.8 million in school year 2022-23 for Core and Required textbooks; and in the school year 2023-24 budgeting \$69.1 million to purchase Core and Required textbooks; and \$95.1 million in school year 2024-25.
- Requiring all teachers to certify textbook sufficiency in their classrooms.
- Requiring all principals to certify textbook sufficiency in their schools.
- Requiring Region Superintendents to resolve identified insufficiencies in a timely manner.
- Requiring Region Superintendents to certify sufficiency in their respective regions.
- Presenting policies and procedures to Region personnel.
- Establishing a database to track all appropriate textbook requests, certifications, and LACOE audit results.
- Follow up on all insufficiencies identified as a result of norm day enrollment projections.

Expected Outcomes:

The Board will adopt the attached resolution declaring the District has sufficient textbooks, thus meeting compliance with Education Code 60119.

Board Options and Consequences:

If the District is found to have insufficient textbooks in the core subject areas and cannot remedy the insufficiency within three days of the Board meeting, the county superintendent would request the CDE purchase the textbooks or instructional materials necessary to comply with the sufficiency requirement. The funds used to make this purchase of instructional materials would be considered a loan that LAUSD would

File #: Rep-030-23/24, **Version:** 1

need to repay to the CDE. The CDE would also issue a public statement at the next SBE meeting indicating that the LAUSD Superintendent and Board of Education failed to provide students with sufficient instructional materials.

Policy Implications:

There is no change in District policy of targeting funding to purchase textbooks to ensure full compliance with Education Code Section 60119.

Budget Impact:

The Board of Education of the City of Los Angeles is required to conduct a public hearing to certify compliance with Education Code Section 60119. The District purchases textbooks from the General Funds Unrestricted amount. If the District is found to have insufficient textbooks in the core subject areas and cannot remedy the insufficiency within three days of the Board meeting, the county superintendent would request that the CDE purchase the textbooks or instructional materials necessary to comply with the sufficiency requirement. The funds used to make this purchase of instructional materials would be considered a loan that LAUSD would need to repay to the CDE. The CDE would also issue a public statement at the next SBE meeting indicating that the LAUSD Superintendent and Board of Education failed to provide students with sufficient instructional materials.

Student Impact:

Not applicable.

Equity Impact:

Not applicable.

Issues and Analysis:

Not applicable.

Attachments:

Textbooks and Instructional Materials Certification Public Hearing - English
Textbooks and Instructional Materials Certification Public Hearing - Spanish
Textbooks and Instructional Materials Certification of Schools 2023

Informatives:

Not Applicable.

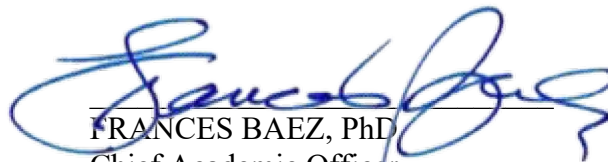
Submitted:

09/15/23

RESPECTFULLY SUBMITTED,


ALBERTO M. CARVALHO
Superintendent


APPROVED & PRESENTED BY:


FRANCES BAEZ, PhD
Chief Academic Officer
Division of Instruction

REVIEWED BY:


DEVORA NAVERA REED
General Counsel☒ Approved as to form.

APPROVED & PRESENTED BY:


KIMBERLY BALALA
Administrative Coordinator
Division of Instruction, ILTSS

REVIEWED BY:


NORBERTO DELGADILLO
Deputy Chief Business Officer, Finance☒ Approved as to budget impact statement.

TEXTBOOKS AND INSTRUCTIONAL MATERIALS CERTIFICATION PUBLIC HEARINGComments Sought at September 26, 2023, Board of Education Meeting

Parents, teachers, administrators, students, and community members are encouraged to comment at a public hearing on a Board resolution regarding the sufficiency of textbooks and/or instructional materials. The resolution will be acted on at the Public Hearing on September 26, 2023, Board of Education meeting to be held in the Board Room at 333 South Beaudry, which is scheduled to take place between 4:00 p.m. and 6:00 p.m. The Board resolution under consideration follows below:

TEXTBOOKS AND INSTRUCTIONAL MATERIALS CERTIFICATION PUBLIC HEARING

Whereas, As a recipient of state instructional materials funds, the Board of Education of the City of Los Angeles (“Board of Education”) is required under section 60119 of the Education Code to hold a public hearing and to encourage comment and participation from parents, teachers, bargaining unit members and leaders, and other community members on this resolution certifying the availability of textbooks and instructional materials for all pupils at all District schools; and

Whereas, The Board of Education provided at least ten (10) days notice of the public hearing posted in at least three (3) public places within the District that stated the time, place, and purpose of the hearing; and

Whereas, The Board of Education must make a determination, through resolution, as to whether each pupil in each school in the District has sufficient textbooks or instructional materials, or both, that are aligned to the content standards and are consistent with the content and cycles of the curriculum framework adopted by the State Board of Education in mathematics, science, history-social science and reading/language arts, including the English language development (“ELD”) component of the adopted program (“Core Subject Areas”); and

Whereas, The Board of Education must also make a determination as to whether each pupil enrolled in a foreign language or health course has sufficient textbooks or instructional materials, or both, that are consistent with the content and cycles of the curriculum frameworks adopted by the State Board of Education for those subjects (“Required Subject Areas”); and

Whereas, Section 60119 of the Education Code defines sufficient textbooks and instructional materials to mean that each pupil, including English learners, has a standards-aligned textbook or instructional materials, or both, to use in class and to take home in the Core and Required Subject Areas. Section 60119 does not require two sets of textbooks or instructional materials for each pupil; and

Whereas, In FY 2022-23 the District expended \$124.8 million for Core and Required textbooks and in the FY 2023-24, the District has a budget of \$69.1million to purchase other Core and Required textbooks for school year 2023-24 and \$95.1 million for school year 2024-25 and as of July 18, 2023, the District has already expended and encumbered \$38.8 million; and

Whereas, In August and September of the 2023-2024 school year, all teachers, principals, and Region Superintendents in the District have provided verifications and supporting documentation indicating whether each pupil in each school in the District has, as of the date of certification, sufficient textbooks or instructional materials, or both, in the Core and Required Subject Areas, and, in those instances in which the initial verification indicated that an insufficiency existed, that the insufficiency has been remedied; and

Whereas, The District has put into place procedures by which it will address, on an ongoing and continuous basis, reported subsequent identified needs for textbooks or instructional materials, or both, in the Core and Required Subject Areas; and

Whereas, The Superintendent of Schools, or designee, verifies, on an on-going and continuous basis, the subsequent identified needs for textbooks or instructional materials, or both, in Core and Required Subject Areas and funds appropriate requests within 10 days of the receipt of the request; and

Whereas, The Superintendent of Schools, or designee, will ensure, on an on-going and continuous basis, that orders for needed textbooks or instructional materials or both, in Core and Required Subject Areas will be placed within 5 days of Integrated Library & Textbook Support Services confirming the quantities required; and

Whereas, The Board of Education must make a determination regarding the availability of laboratory science equipment, as applicable, to science laboratory science courses offered in grades 9 to 12; and

Whereas, In August and September of the 2023-2024 school year, all principals of school offering science laboratory courses in grades 9 to 12, and Region Superintendents in the District have provided verifications and supporting documentation indicating sufficient science laboratory equipment in science laboratory courses offered in grades 9 to 12; and now, therefore be it

Resolved, That the Board of Education of the City of Los Angeles finds that, as of the date of this hearing, for the 2023-24 school year, all pupils in all schools in the District have been provided with sufficient textbooks or instructional materials, or both, that are aligned to the content standards and are consistent with the content and cycles of the curriculum framework adopted by the State Board of Education in the Core and Required Subject areas; and

Resolved, Further, that the Board of Education declares that as of the date of this hearing, for the 2023-24 school year, that all science laboratory classes offered in grades 9 to 12 in the District have been provided with sufficient science laboratory materials; and

Resolved, Further, That the Board of Education declares that it has timely and fully complied with the requirements of section 60119 of the Education Code for the 2023-2024 school year.

APPROVED: Dr. Frances Baez, Chief Academic Officer, Division of Instruction

Aviso Público

Distrito Escolar Unificado de Los Ángeles
División de Instrucción

Aviso Público

AUDIENCIA PÚBLICA PARA LA CERTIFICACIÓN
DE LIBROS DE TEXTOS Y MATERIALES DE INSTRUCCIÓNComentarios solicitados el 26 de Septiembre del 2023, en la reunión de la Mesa Directiva de Educación

Se invita a padres, maestros, administradores, estudiantes y miembros de la comunidad a participar en una audiencia pública sobre la resolución de la suficiencia de libros de textos y materiales de instrucción. La resolución será actuada en la audiencia pública el 26 de Septiembre del 2023, en la reunión de la Mesa Directiva de Educación, que se llevará a cabo en la sala de la Mesa Directiva de Educación en el 333 South Beaudry Ave., la cual está programada para empezar entre las 4:00 p.m. y 6:00 p.m. Lo siguiente será considerado:

CERTIFICACIÓN DE AUDIENCIA PÚBLICA PARA
LIBROS DE TEXTO Y MATERIALES DE INSTRUCCIÓN

Mientras que, como destinatario de los fondos del estado para los materiales de instrucción, la Mesa Directiva de Educación de la Ciudad de Los Ángeles está obligada bajo la sección 60119 del código educativo, a tener una audiencia pública e invitar la participación y los comentarios de padres, maestros, miembros y líderes de las uniones y otros miembros de la comunidad en esta resolución y que certifiquen la existencia de libros de texto y materiales de instrucción para todos los estudiantes del Distrito Escolar; y

Mientras que, la Mesa Directiva de Educación ha proveído por lo menos diez (10) días de notificación de la audiencia pública puesta por lo menos en tres (3) lugares públicos dentro del Distrito indicando la hora, lugar, y propósito de la audiencia; y

Mientras que, la Mesa Directiva de Educación tiene que determinar, por medio de esta resolución, que cada estudiante en cada escuela del Distrito tiene suficientes libros de texto o materiales de instrucción, o ambos, que están alineados a las normas y son consistentes con el contenido y los ciclos de la estructura del currículo adoptado por la Mesa Directiva Estatal de Educación en matemáticas, ciencias, historia ciencias sociales, lectura/lenguaje y literatura, incluyendo el componente del desarrollo del idioma inglés (“ELD”) del programa adoptado (“Áreas de Asignaturas Común”); y

Mientras que, por medio de esta resolución, La Mesa Directiva de Educación, tiene que determinar que cada estudiante inscrito en un curso de idioma extranjero o de salud, tiene suficientes libros de texto o materiales de instrucción, o ambos, que son consistentes con el contenido y los ciclos de estructura del currículo adoptado por la Mesa Directiva Estatal de Educación para esas materias (“Áreas de Asignaturas Requeridas”); y

Mientras que, la sección 60119 del código educativo define que suficientes libros de texto y materiales de instrucción significa que cada estudiante, incluyendo aprendices de inglés, tiene un libro de texto o materiales de instrucción, o ambos, para uso en el salón de clase y en su hogar, que están alineado a las

normas, en las áreas de asignaturas comunes y requeridas. Sección 60119 no requiere dos libros de texto o materiales de instrucción para cada estudiante; y

Mientras que, en el año 2022-23 el Distrito gastó \$124.8 millones en libros de texto y materiales de instrucción, y en el 2023-2024, el Distrito tiene un presupuesto de \$69.1 millones para la compra principalmente de libros de texto y materiales de instrucción en las áreas de asignaturas comunes y requeridas en los años 2023-2024 y \$95.1 millones por los años 2024-2025 y desde el 18 de Julio del 2023 el distrito ha gastado y obstruido \$38.8 millones; y

Mientras que, en agosto y septiembre del año escolar 2023-2024, todos los maestros, directores de las escuelas y superintendentes de las regiones han proveído certificaciones y documentación indicando si cada estudiante en cada escuela del Distrito tiene, desde el día que fue certificado, suficientes libros de textos o materiales de instrucción, o ambos, en las áreas de asignaturas comunes y requeridas, en esos instantes en la cual la certificación inicial indique que alguna insuficiencia existe, que la insuficiencia haya sido remediada; y

Mientras que, el Distrito ha establecido procedimientos por los cuales tratarán, en forma continua, necesidades de libros de textos o materiales de instrucción, o ambos, reportadas posteriormente, en las áreas de asignaturas comunes y requeridas; y

Mientras que, el superintendente de las escuelas, o persona designada, verifique, en forma continua, las necesidades identificadas posteriormente, de libros de textos o materiales de instrucción, o ambos, en las áreas de asignaturas comunes y requeridas, y apruebe los fondos apropiados dentro de 10 días de recibir la petición; y

Mientras que, el superintendente de las escuelas, o persona designada, asegurará, en forma continua, que los pedidos de los libros de textos o materiales de instrucción, o ambos, necesarios, en las áreas de asignaturas comunes y requeridas, sean ordenados dentro de 5 días de que el departamento de Servicio de Apoyo Integrado de Bibliotecas y Libros de Textos confirme las cantidades requeridas; y

Mientras que, la Mesa Directiva de Educación debe determinar en cuanto a la disponibilidad de equipo de laboratorios de ciencia, como sea aplicable, hacia cursos de laboratorios de ciencia ofrecidos en los grados 9 a 12; y

Mientras que, en agosto y septiembre del año escolar 2023-2024, todos los directores de escuelas ofreciendo cursos de laboratorio de ciencia en los grados 9 a 12, y superintendentes de las regiones en el distrito, han proveído certificaciones y documentación que indica suficiente equipo de laboratorios de ciencia en los cursos de laboratorios de ciencia ofrecidos en los grados del 9 a 12; y ahora, por lo tanto ya sea

Resuelto, que la Mesa Directiva de Educación de la ciudad de Los Ángeles encontró que, a partir de la fecha de esta audiencia para el año escolar 2023 – 2024, todos los estudiantes en todas las escuelas en el Distrito han recibido los libros de textos o materiales de instrucción, o ambos, que están alineados a las normas de contenido, y son consistente con el contenido y los ciclos de la estructura del currículo adoptados por la Mesa Directiva Estatal de Educación en las áreas de asignaturas comunes y requeridas; y

Resuelto, además, que la Mesa Directiva de Educación declara que a partir de la fecha de esta audiencia, para el año escolar 2023 – 2024, que todas las clases de laboratorios de ciencias ofrecidas en los grados 9 a 12 en el distrito se les ha proveído con suficiente materiales para laboratorios de ciencia; y

Resuelto, además, que la Mesa Directiva de Educación declara que ha cumplido en total y con tiempo apropiado con los requisitos de la sección 60119 del código para educación del año escolar de 2023-2024.

APROBADO: Dr. Frances Baez, Directora General en lo Académico, División de Instrucción

***Count of Sufficiency means:** Each class (elementary schools) or section (secondary schools) has verified sufficiency per subject matter.

Board District	Region	School Name	Class/Section Name	*Count of Number of classes/sections verifying sufficiency
1	S	24TH ST EL	Health	29
1	S	24TH ST EL	History/Social Science	29
1	S	24TH ST EL	Mathematics	29
1	S	24TH ST EL	Reading/English Language Arts	29
1	S	24TH ST EL	Science	29
1	S	32ND ST USC MAE MAG	ADV ELD MS 2A	1
1	S	32ND ST USC MAE MAG	ADV ELD SH A	1
1	S	32ND ST USC MAE MAG	AFRO-AM STU	2
1	S	32ND ST USC MAE MAG	AP CALC A EDGL	2
1	S	32ND ST USC MAE MAG	AP ENG LANG A	1
1	S	32ND ST USC MAE MAG	AP ENG LIT A	1
1	S	32ND ST USC MAE MAG	AP PRE-CALC A	2
1	S	32ND ST USC MAE MAG	AP ST ART 2D A	1
1	S	32ND ST USC MAE MAG	AP ST ART 3D A	1
1	S	32ND ST USC MAE MAG	AP WLD HIST A	1
1	S	32ND ST USC MAE MAG	BIOCHEMISTRY OF FOODS A	1
1	S	32ND ST USC MAE MAG	BIOLOGY:LIVING EARTH A	3
1	S	32ND ST USC MAE MAG	CC ALG 1 TUT LAB A	3
1	S	32ND ST USC MAE MAG	CC ALGEBRA 1	3
1	S	32ND ST USC MAE MAG	CC ALGEBRA 2A	3
1	S	32ND ST USC MAE MAG	CC GEOMETRY A	3
1	S	32ND ST USC MAE MAG	CC MATH 6 TUT LAB A	3
1	S	32ND ST USC MAE MAG	CC MATH 6A	3
1	S	32ND ST USC MAE MAG	CC MATH 7 TUT LAB A	2
1	S	32ND ST USC MAE MAG	CC MATH 7A	3
1	S	32ND ST USC MAE MAG	CC MATH 8 TUT LAB A	2
1	S	32ND ST USC MAE MAG	CC MATH 8A	3

***Count of Sufficiency means:** Each class (elementary schools) or section (secondary schools) has verified sufficiency per subject matter.

Board District	Region	School Name	Class/Section Name	*Count of Number of classes/sections verifying sufficiency
1	S	32ND ST USC MAE MAG	CHEMISTRY:EARTH SYS A	3
1	S	32ND ST USC MAE MAG	DEV READ HS A	2
1	S	32ND ST USC MAE MAG	DEV READ MS A	2
1	S	32ND ST USC MAE MAG	ENGLISH 10A	3
1	S	32ND ST USC MAE MAG	ENGLISH 6A	2
1	S	32ND ST USC MAE MAG	ENGLISH 7A	2
1	S	32ND ST USC MAE MAG	ENGLISH 8A	2
1	S	32ND ST USC MAE MAG	ENGLISH 9A	3
1	S	32ND ST USC MAE MAG	ENGLISH NON EQUIV COL	1
1	S	32ND ST USC MAE MAG	ENV STU A	1
1	S	32ND ST USC MAE MAG	ERWC A	2
1	S	32ND ST USC MAE MAG	ETHN STUDIES-IDTY&CMTY	1
1	S	32ND ST USC MAE MAG	FRENCH 1A	1
1	S	32ND ST USC MAE MAG	GEOGRAPHY EDGL	1
1	S	32ND ST USC MAE MAG	H ENG DES/DEV A	1
1	S	32ND ST USC MAE MAG	H ENGLISH 6A	1
1	S	32ND ST USC MAE MAG	H ENGLISH 7A	1
1	S	32ND ST USC MAE MAG	H ENGLISH 8A	1
1	S	32ND ST USC MAE MAG	H INTEG SCIENCE 7	1
1	S	32ND ST USC MAE MAG	H INTEG SCIENCE 8A	1
1	S	32ND ST USC MAE MAG	H INTEGR SCIENCE 6A	1
1	S	32ND ST USC MAE MAG	H INTR ENG DES A	2
1	S	32ND ST USC MAE MAG	H US HIST G&C A	1
1	S	32ND ST USC MAE MAG	H WHG: ANC CIV A	1
1	S	32ND ST USC MAE MAG	H WHG: MED/MOD A	1
1	S	32ND ST USC MAE MAG	INTEG SCIENCE 7	2
1	S	32ND ST USC MAE MAG	INTEGR SCIENCE 6A	2

***Count of Sufficiency means:** Each class (elementary schools) or section (secondary schools) has verified sufficiency per subject matter.

Board District	Region	School Name	Class/Section Name	*Count of Number of classes/sections verifying sufficiency
1	S	32ND ST USC MAE MAG	INTEGR SCIENCE 8A	2
1	S	32ND ST USC MAE MAG	INTERACTIONS A	2
1	S	32ND ST USC MAE MAG	INTRO FRENCH	3
1	S	32ND ST USC MAE MAG	INTRO SPANISH	6
1	S	32ND ST USC MAE MAG	INTRO TO ETHNIC STUDIES	2
1	S	32ND ST USC MAE MAG	JOURNALISM 1A	2
1	S	32ND ST USC MAE MAG	JOURNALISM 2A	2
1	S	32ND ST USC MAE MAG	L & L EL MS 1A	1
1	S	32ND ST USC MAE MAG	MARINE BIO A	1
1	S	32ND ST USC MAE MAG	MEX AM STU	1
1	S	32ND ST USC MAE MAG	PHYSICS:THE UNIVERSE A	2
1	S	32ND ST USC MAE MAG	PHYSIOLOGY A	1
1	S	32ND ST USC MAE MAG	PRIN AM DEMOCR	3
1	S	32ND ST USC MAE MAG	PSYCH A EDGL	1
1	S	32ND ST USC MAE MAG	SOCIO EDGL	1
1	S	32ND ST USC MAE MAG	SPANISH 1A	2
1	S	32ND ST USC MAE MAG	SPANISH 2A	2
1	S	32ND ST USC MAE MAG	SPANISH 3A	3
1	S	32ND ST USC MAE MAG	US HIST 20TH A	3
1	S	32ND ST USC MAE MAG	US HIST G&C A	2
1	S	32ND ST USC MAE MAG	WHG: ANC CIV A	2
1	S	32ND ST USC MAE MAG	WHG: MED/MOD A	2
1	S	32ND ST USC MAE MAG	WHG: MOD WLD A	2
1	S	32ND ST USC MAE MAG	WLD OF MUSIC	1
1	S	32ND ST USC PA MAG	Health	16
1	S	32ND ST USC PA MAG	History/Social Science	16
1	S	32ND ST USC PA MAG	Mathematics	16

***Count of Sufficiency means:** Each class (elementary schools) or section (secondary schools) has verified sufficiency per subject matter.

Board District	Region	School Name	Class/Section Name	*Count of Number of classes/sections verifying sufficiency
1	S	32ND ST USC PA MAG	Reading/English Language Arts	16
1	S	32ND ST USC PA MAG	Science	16
1	S	42ND ST EL	Health	17
1	S	42ND ST EL	History/Social Science	17
1	S	42ND ST EL	Mathematics	17
1	S	42ND ST EL	Reading/English Language Arts	17
1	S	42ND ST EL	Science	17
1	S	42ND ST EL DWS	Health	7
1	S	42ND ST EL DWS	History/Social Science	7
1	S	42ND ST EL DWS	Mathematics	7
1	S	42ND ST EL DWS	Reading/English Language Arts	7
1	S	42ND ST EL DWS	Science	7
1	S	52ND ST EL	Health	46
1	S	52ND ST EL	History/Social Science	46
1	S	52ND ST EL	Mathematics	46
1	S	52ND ST EL	Reading/English Language Arts	46
1	S	52ND ST EL	Science	46
1	S	59TH ST EL	Health	19
1	S	59TH ST EL	History/Social Science	19
1	S	59TH ST EL	Mathematics	19
1	S	59TH ST EL	Reading/English Language Arts	19
1	S	59TH ST EL	Science	19
1	S	61ST ST EL	Health	37
1	S	61ST ST EL	History/Social Science	37
1	S	61ST ST EL	Mathematics	37
1	S	61ST ST EL	Reading/English Language Arts	37
1	S	61ST ST EL	Science	37

***Count of Sufficiency means:** Each class (elementary schools) or section (secondary schools) has verified sufficiency per subject matter.

Board District	Region	School Name	Class/Section Name	*Count of Number of classes/sections verifying sufficiency
1	S	61ST ST EL DTS	Health	7
1	S	61ST ST EL DTS	History/Social Science	7
1	S	61ST ST EL DTS	Mathematics	7
1	S	61ST ST EL DTS	Reading/English Language Arts	7
1	S	61ST ST EL DTS	Science	7
1	S	74TH ST EL	Health	14
1	S	74TH ST EL	History/Social Science	14
1	S	74TH ST EL	Mathematics	14
1	S	74TH ST EL	Reading/English Language Arts	14
1	S	74TH ST EL	Science	14
1	S	74TH ST EL GIFTED MG	Health	5
1	S	74TH ST EL GIFTED MG	History/Social Science	5
1	S	74TH ST EL GIFTED MG	Mathematics	5
1	S	74TH ST EL GIFTED MG	Reading/English Language Arts	5
1	S	74TH ST EL GIFTED MG	Science	5
1	S	95TH ST EL	Health	42
1	S	95TH ST EL	History/Social Science	42
1	S	95TH ST EL	Mathematics	42
1	S	95TH ST EL	Reading/English Language Arts	42
1	S	95TH ST EL	Science	42
1	S	ALEXANDER SCS	Health	17
1	S	ALEXANDER SCS	History/Social Science	17
1	S	ALEXANDER SCS	Mathematics	17
1	S	ALEXANDER SCS	Reading/English Language Arts	17
1	S	ALEXANDER SCS	Science	17
1	S	ALEXANDER SCS DTS	Health	12
1	S	ALEXANDER SCS DTS	History/Social Science	12

***Count of Sufficiency means:** Each class (elementary schools) or section (secondary schools) has verified sufficiency per subject matter.

Board District	Region	School Name	Class/Section Name	*Count of Number of classes/sections verifying sufficiency
1	S	ALEXANDER SCS DTS	Mathematics	12
1	S	ALEXANDER SCS DTS	Reading/English Language Arts	12
1	S	ALEXANDER SCS DTS	Science	12
1	S	AUDUBON MS	ADV ELD MS 2A	1
1	S	AUDUBON MS	B READ MS A	10
1	S	AUDUBON MS	CC MATH 6 TUT LAB A	8
1	S	AUDUBON MS	CC MATH 6A	8
1	S	AUDUBON MS	CC MATH 7 TUT LAB A	7
1	S	AUDUBON MS	CC MATH 7A	6
1	S	AUDUBON MS	CC MATH 8 TUT LAB A	9
1	S	AUDUBON MS	CC MATH 8A	8
1	S	AUDUBON MS	DEV ELS MS A	3
1	S	AUDUBON MS	ELD 1A	2
1	S	AUDUBON MS	ELD 2A	2
1	S	AUDUBON MS	ELD MS 3A	2
1	S	AUDUBON MS	ELD MS 4A	1
1	S	AUDUBON MS	ENG ALT CUR 6A	1
1	S	AUDUBON MS	ENG ALT CUR 7A	2
1	S	AUDUBON MS	ENG ALT CUR 8A	2
1	S	AUDUBON MS	ENGLISH 6A	6
1	S	AUDUBON MS	ENGLISH 7A	6
1	S	AUDUBON MS	ENGLISH 8A	9
1	S	AUDUBON MS	ETHN STUDIES-IDTY&CMTY	3
1	S	AUDUBON MS	H ACC CC ALG 1A	1
1	S	AUDUBON MS	H ACC CC MATH 7A	1
1	S	AUDUBON MS	H ENGLISH 6A	2
1	S	AUDUBON MS	H ENGLISH 7A	1

***Count of Sufficiency means:** Each class (elementary schools) or section (secondary schools) has verified sufficiency per subject matter.

Board District	Region	School Name	Class/Section Name	*Count of Number of classes/sections verifying sufficiency
1	S	AUDUBON MS	H ENGLISH 8A	1
1	S	AUDUBON MS	H INTEG SCIENCE 7	1
1	S	AUDUBON MS	H INTEG SCIENCE 8A	1
1	S	AUDUBON MS	H INTEGR SCIENCE 6A	2
1	S	AUDUBON MS	H US HIST G&C A	1
1	S	AUDUBON MS	H WHG: ANC CIV A	2
1	S	AUDUBON MS	H WHG: MED/MOD A	1
1	S	AUDUBON MS	INTEG SCIENCE 7	6
1	S	AUDUBON MS	INTEGR SCIENCE 6A	6
1	S	AUDUBON MS	INTEGR SCIENCE 8A	7
1	S	AUDUBON MS	INTRO PHYS COMPUTING A MS	2
1	S	AUDUBON MS	L & L EL MS 1A	1
1	S	AUDUBON MS	L & L EL MS 2A	2
1	S	AUDUBON MS	LIT SUCCESS 1A	2
1	S	AUDUBON MS	LIT SUCCESS 2A	3
1	S	AUDUBON MS	SCI/HLT AC 6A	1
1	S	AUDUBON MS	SCI/HLT AC 7	2
1	S	AUDUBON MS	SP LANG/CUL INTERM SP A	1
1	S	AUDUBON MS	SPANISH 1A	4
1	S	AUDUBON MS	US HIST G&C A	8
1	S	AUDUBON MS	WHG: ANC CIV A	6
1	S	AUDUBON MS	WHG: MED/MOD A	6
1	S	AUDUBON MS	WHG: MED/MOD B	1
1	S	BAKEWELL PC	Health	9
1	S	BAKEWELL PC	History/Social Science	9
1	S	BAKEWELL PC	Mathematics	9
1	S	BAKEWELL PC	Reading/English Language Arts	9

***Count of Sufficiency means:** Each class (elementary schools) or section (secondary schools) has verified sufficiency per subject matter.

Board District	Region	School Name	Class/Section Name	*Count of Number of classes/sections verifying sufficiency
1	S	BAKEWELL PC	Science	9
1	S	BALA	ACAD LIT MS 6A	1
1	S	BALA	ACAD LIT MS 7A	1
1	S	BALA	ACAD LIT MS 8A	1
1	S	BALA	ACAD LIT SH 9A	1
1	S	BALA	ACAD LT SH 10A	1
1	S	BALA	AFRO-AM STU	1
1	S	BALA	AM LIT COMP	1
1	S	BALA	BIOLOGY:LIVING EARTH A	1
1	S	BALA	CC GEOMETRY A	1
1	S	BALA	CC MATH 6 TUT LAB A	1
1	S	BALA	CC MATH 6A	1
1	S	BALA	CHEMISTRY:EARTH SYS A	2
1	S	BALA	ELD 11A	1
1	S	BALA	ELD 7A	1
1	S	BALA	ELD 8A	1
1	S	BALA	ENGLISH 10A	2
1	S	BALA	ENGLISH 6A	1
1	S	BALA	ENGLISH 7A	1
1	S	BALA	ENGLISH 8A	1
1	S	BALA	ENGLISH 9A	1
1	S	BALA	ERWC A	2
1	S	BALA	GEOG A	2
1	S	BALA	H AM LIT COMP	1
1	S	BALA	H ENGLISH 10A	1
1	S	BALA	H ENGLISH 8A	1
1	S	BALA	H GEOG A	1

***Count of Sufficiency means:** Each class (elementary schools) or section (secondary schools) has verified sufficiency per subject matter.

Board District	Region	School Name	Class/Section Name	*Count of Number of classes/sections verifying sufficiency
1	S	BALA	H PRIN AM DEMOCR	1
1	S	BALA	HEALTH SH	2
1	S	BALA	INTEG SCIENCE 7	1
1	S	BALA	INTEGR SCIENCE 6A	1
1	S	BALA	INTEGR SCIENCE 8A	1
1	S	BALA	INTRO SPANISH	1
1	S	BALA	JOURNALISM 1A	1
1	S	BALA	JOURNALISM 2A	1
1	S	BALA	PR PHYSICS A	2
1	S	BALA	PRIN AM DEMOCR	2
1	S	BALA	STAT & PROB A	1
1	S	BALA	US HIST 20TH A	1
1	S	BALA	US HIST G&C A	1
1	S	BALA	WHG: ANC CIV A	1
1	S	BALA	WHG: MED/MOD A	1
1	S	BARRETT EL	Health	27
1	S	BARRETT EL	History/Social Science	27
1	S	BARRETT EL	Mathematics	27
1	S	BARRETT EL	Reading/English Language Arts	27
1	S	BARRETT EL	Science	27
1	S	BARRETT EL DTS	Health	6
1	S	BARRETT EL DTS	History/Social Science	6
1	S	BARRETT EL DTS	Mathematics	6
1	S	BARRETT EL DTS	Reading/English Language Arts	6
1	S	BARRETT EL DTS	Science	6
1	S	BRADLEY GLBL AWR MAG	Health	7
1	S	BRADLEY GLBL AWR MAG	History/Social Science	7

***Count of Sufficiency means:** Each class (elementary schools) or section (secondary schools) has verified sufficiency per subject matter.

Board District	Region	School Name	Class/Section Name	*Count of Number of classes/sections verifying sufficiency
1	S	BRADLEY GLBL AWR MAG	Mathematics	7
1	S	BRADLEY GLBL AWR MAG	Reading/English Language Arts	7
1	S	BRADLEY GLBL AWR MAG	Science	7
1	S	BUDLONG AVE EL	Health	34
1	S	BUDLONG AVE EL	History/Social Science	34
1	S	BUDLONG AVE EL	Mathematics	34
1	S	BUDLONG AVE EL	Reading/English Language Arts	34
1	S	BUDLONG AVE EL	Science	34
1	S	CENTURY PARK EL	Health	19
1	S	CENTURY PARK EL	History/Social Science	19
1	S	CENTURY PARK EL	Mathematics	19
1	S	CENTURY PARK EL	Reading/English Language Arts	19
1	S	CENTURY PARK EL	Science	19
1	S	CIMARRON AVE EL	Health	17
1	S	CIMARRON AVE EL	History/Social Science	17
1	S	CIMARRON AVE EL	Mathematics	17
1	S	CIMARRON AVE EL	Reading/English Language Arts	17
1	S	CIMARRON AVE EL	Science	17
1	S	CIMARRON EL STEAM MAG	Health	4
1	S	CIMARRON EL STEAM MAG	History/Social Science	4
1	S	CIMARRON EL STEAM MAG	Mathematics	4
1	S	CIMARRON EL STEAM MAG	Reading/English Language Arts	4
1	S	CIMARRON EL STEAM MAG	Science	4
1	S	COLISEUM ST EL	Health	18
1	S	COLISEUM ST EL	History/Social Science	18
1	S	COLISEUM ST EL	Mathematics	18
1	S	COLISEUM ST EL	Reading/English Language Arts	18

***Count of Sufficiency means:** Each class (elementary schools) or section (secondary schools) has verified sufficiency per subject matter.

Board District	Region	School Name	Class/Section Name	*Count of Number of classes/sections verifying sufficiency
1	S	COLISEUM ST EL	Science	18
1	S	CRENSHAW MAG STEMM	AM LIT COMP	4
1	S	CRENSHAW MAG STEMM	AP COMP SCI PRIN A CTE	1
1	S	CRENSHAW MAG STEMM	AP ENG LIT A	1
1	S	CRENSHAW MAG STEMM	AP US HIST A	1
1	S	CRENSHAW MAG STEMM	BIOLOGY:LIVING EARTH A	1
1	S	CRENSHAW MAG STEMM	CC ALG 1 TUT LAB A	1
1	S	CRENSHAW MAG STEMM	CC ALGEBRA 1	5
1	S	CRENSHAW MAG STEMM	CC ALGEBRA 2A	4
1	S	CRENSHAW MAG STEMM	CC ENG 10A EDGP	5
1	S	CRENSHAW MAG STEMM	CC ENG 10B EDGP	5
1	S	CRENSHAW MAG STEMM	CC ENG 11A EDGP	4
1	S	CRENSHAW MAG STEMM	CC ENG 11B EDGP	1
1	S	CRENSHAW MAG STEMM	CC ENG 9A EDGP	5
1	S	CRENSHAW MAG STEMM	CC ENG 9B EDGP	5
1	S	CRENSHAW MAG STEMM	CC GEOMETRY A	4
1	S	CRENSHAW MAG STEMM	CHEMISTRY:EARTH SYS A	5
1	S	CRENSHAW MAG STEMM	CONS MATH A	3
1	S	CRENSHAW MAG STEMM	DEV MATH SH A	1
1	S	CRENSHAW MAG STEMM	DEV READ HS A	4
1	S	CRENSHAW MAG STEMM	ECONOMICS	5
1	S	CRENSHAW MAG STEMM	ELD 11A	1
1	S	CRENSHAW MAG STEMM	ELD 12A	1
1	S	CRENSHAW MAG STEMM	ENGLISH 9A	3
1	S	CRENSHAW MAG STEMM	EXPOS COMP	1
1	S	CRENSHAW MAG STEMM	FRENCH 1A	2
1	S	CRENSHAW MAG STEMM	FRENCH 2A	3

***Count of Sufficiency means:** Each class (elementary schools) or section (secondary schools) has verified sufficiency per subject matter.

Board District	Region	School Name	Class/Section Name	*Count of Number of classes/sections verifying sufficiency
1	S	CRENSHAW MAG STEMM	FRENCH 3A	1
1	S	CRENSHAW MAG STEMM	H CC ALGEBRA 2A	1
1	S	CRENSHAW MAG STEMM	H CC GEOMETRY A	1
1	S	CRENSHAW MAG STEMM	H CHEMISTRY:EARTH SYS A	1
1	S	CRENSHAW MAG STEMM	H ECONOMICS	1
1	S	CRENSHAW MAG STEMM	H ENGLISH 10A	1
1	S	CRENSHAW MAG STEMM	H ENGLISH 9A	1
1	S	CRENSHAW MAG STEMM	H PRECALC A	2
1	S	CRENSHAW MAG STEMM	H WHG: MOD WLD A	1
1	S	CRENSHAW MAG STEMM	HEALTH SH	4
1	S	CRENSHAW MAG STEMM	HS INT NEW ELD A	2
1	S	CRENSHAW MAG STEMM	INTRO TO ETHNIC STUDIES	5
1	S	CRENSHAW MAG STEMM	MODERN LIT	5
1	S	CRENSHAW MAG STEMM	SPAN SP 1A	1
1	S	CRENSHAW MAG STEMM	SPAN SP 2A	1
1	S	CRENSHAW MAG STEMM	SPANISH 1A	2
1	S	CRENSHAW MAG STEMM	SPANISH 2A	3
1	S	CRENSHAW MAG STEMM	SPANISH 3A	2
1	S	CRENSHAW MAG STEMM	US HIST 20TH A	5
1	S	CRENSHAW MAG STEMM	US HIST A EDGP	5
1	S	CRENSHAW MAG STEMM	US HIST B EDGP	3
1	S	CRENSHAW MAG STEMM	WHG M A EDGP	2
1	S	CRENSHAW MAG STEMM	WHG M B EDGP	3
1	S	CRENSHAW MAG STEMM	WHG: MOD WLD A	4
1	S	DORSEY SH	ACADEMIC ELD 3A	2
1	S	DORSEY SH	ACADEMIC ELD 4A	1
1	S	DORSEY SH	ADV ELD SH 2A	1

***Count of Sufficiency means:** Each class (elementary schools) or section (secondary schools) has verified sufficiency per subject matter.

Board District	Region	School Name	Class/Section Name	*Count of Number of classes/sections verifying sufficiency
1	S	DORSEY SH	ADV ELD SH A	3
1	S	DORSEY SH	AM LIT COMP	8
1	S	DORSEY SH	AP AFRICAN-AM STU A	1
1	S	DORSEY SH	AP BIO A	1
1	S	DORSEY SH	AP CALCULUS A	1
1	S	DORSEY SH	AP COMP SCI PRIN A	1
1	S	DORSEY SH	AP ENG LANG A	1
1	S	DORSEY SH	AP ENG LIT A	1
1	S	DORSEY SH	AP GOVT & POL	1
1	S	DORSEY SH	AP SPAN LIT A	1
1	S	DORSEY SH	AP SPAN LNG A	1
1	S	DORSEY SH	AP US HIST A	2
1	S	DORSEY SH	AP WLD HIST A	2
1	S	DORSEY SH	BIOLOGY:LIVING EARTH A	14
1	S	DORSEY SH	CC ALG 2 TUT LAB A	1
1	S	DORSEY SH	CC ALGEBRA 1	9
1	S	DORSEY SH	CC ALGEBRA 2A	10
1	S	DORSEY SH	CC GEOMETRY A	13
1	S	DORSEY SH	CHEMISTRY:EARTH SYS A	7
1	S	DORSEY SH	CONSTITN LAW A	1
1	S	DORSEY SH	ELD 1A	2
1	S	DORSEY SH	ELD 2A	4
1	S	DORSEY SH	ENG DES/DEV A	1
1	S	DORSEY SH	ENGLISH 10A	7
1	S	DORSEY SH	ENGLISH 9A	10
1	S	DORSEY SH	ENGLISH NON EQUIV COL	1
1	S	DORSEY SH	EXPOS COMP	7

***Count of Sufficiency means:** Each class (elementary schools) or section (secondary schools) has verified sufficiency per subject matter.

Board District	Region	School Name	Class/Section Name	*Count of Number of classes/sections verifying sufficiency
1	S	DORSEY SH	GOVT LB CRMLAW	1
1	S	DORSEY SH	H BIOLOGY:LIVING EARTH A	1
1	S	DORSEY SH	H ENGLISH 10A	3
1	S	DORSEY SH	H ENGLISH 9A	2
1	S	DORSEY SH	H INTR ENG DES A	1
1	S	DORSEY SH	H PHYSIOLOGY A	2
1	S	DORSEY SH	H WRIT SEMINAR A	1
1	S	DORSEY SH	HEALTH SH	8
1	S	DORSEY SH	INTERACTIONS A	3
1	S	DORSEY SH	INTRO TO ETHNIC STUDIES	6
1	S	DORSEY SH	JOURNALISM 1A	1
1	S	DORSEY SH	L & L EL SH 2A	3
1	S	DORSEY SH	L & L EL SH A	3
1	S	DORSEY SH	LAW YOUTH	1
1	S	DORSEY SH	PHYSICS:THE UNIVERSE A	2
1	S	DORSEY SH	PRECALC A	4
1	S	DORSEY SH	PRIN AM DEMOCR	9
1	S	DORSEY SH	SPAN SP 1A	4
1	S	DORSEY SH	SPAN SP 2A	3
1	S	DORSEY SH	SPANISH 1A	4
1	S	DORSEY SH	SPANISH 2A	4
1	S	DORSEY SH	TC MATH STAT A	2
1	S	DORSEY SH	US HIST 20TH A	8
1	S	DORSEY SH	WHG: MOD WLD A	9
1	S	ELLINGTON HS	ADV ELD SH 2A	2
1	S	ELLINGTON HS	ADV ELD SH A	1
1	S	ELLINGTON HS	AM LIT COMP	5

***Count of Sufficiency means:** Each class (elementary schools) or section (secondary schools) has verified sufficiency per subject matter.

Board District	Region	School Name	Class/Section Name	*Count of Number of classes/sections verifying sufficiency
1	S	ELLINGTON HS	BIOLOGY:LIVING EARTH A	3
1	S	ELLINGTON HS	BIOLOGY:LIVING EARTH B	4
1	S	ELLINGTON HS	CC ALG 1 TUT LAB A	1
1	S	ELLINGTON HS	CC ALG 1 TUT LAB B	1
1	S	ELLINGTON HS	CC ALG 1A EDGL	1
1	S	ELLINGTON HS	CC ALGEBRA 1	4
1	S	ELLINGTON HS	CC ALGEBRA 2A	4
1	S	ELLINGTON HS	CC ALGEBRA 2B	2
1	S	ELLINGTON HS	CC GEOMETRY A	2
1	S	ELLINGTON HS	CC GEOMETRY B	2
1	S	ELLINGTON HS	CHEMISTRY:EARTH SYS A	1
1	S	ELLINGTON HS	CHEMISTRY:EARTH SYS B	1
1	S	ELLINGTON HS	ECONOMICS	6
1	S	ELLINGTON HS	ENGLISH 10A	5
1	S	ELLINGTON HS	ENGLISH 10B	4
1	S	ELLINGTON HS	ENGLISH 9A	4
1	S	ELLINGTON HS	ENGLISH 9B	3
1	S	ELLINGTON HS	EXPOS COMP	4
1	S	ELLINGTON HS	HEALTH SH	3
1	S	ELLINGTON HS	INTERACTIONS A	2
1	S	ELLINGTON HS	INTERACTIONS B	1
1	S	ELLINGTON HS	INTRO TO ETHNIC STUDIES	1
1	S	ELLINGTON HS	MODERN LIT	1
1	S	ELLINGTON HS	PRIN AM DEMOCR	7
1	S	ELLINGTON HS	SPANISH 1A EDGL	2
1	S	ELLINGTON HS	SPANISH 1B EDGL	2
1	S	ELLINGTON HS	SPANISH 2A EDGL	2

***Count of Sufficiency means:** Each class (elementary schools) or section (secondary schools) has verified sufficiency per subject matter.

Board District	Region	School Name	Class/Section Name	*Count of Number of classes/sections verifying sufficiency
1	S	ELLINGTON HS	SPANISH 2B EDGL	3
1	S	ELLINGTON HS	US HIST 20TH A	5
1	S	ELLINGTON HS	US HIST 20TH B	5
1	S	ELLINGTON HS	WHG: MOD WLD A	8
1	S	ELLINGTON HS	WHG: MOD WLD B	4
1	S	ELLINGTON HS	WORLD LIT	1
1	S	FIGUEROA ST EL	Health	24
1	S	FIGUEROA ST EL	History/Social Science	24
1	S	FIGUEROA ST EL	Mathematics	24
1	S	FIGUEROA ST EL	Reading/English Language Arts	24
1	S	FIGUEROA ST EL	Science	24
1	S	FOSHAY LC	ACAD LIT MS 6A	5
1	S	FOSHAY LC	ACCOUNTING A	2
1	S	FOSHAY LC	ADV ELD MS 1A	4
1	S	FOSHAY LC	ADV ELD MS 2A	1
1	S	FOSHAY LC	ADV ELD SH A	1
1	S	FOSHAY LC	AM LIT COMP	2
1	S	FOSHAY LC	AP AFRICAN-AM STU A	2
1	S	FOSHAY LC	AP BIO A	1
1	S	FOSHAY LC	AP CALCULUS A	2
1	S	FOSHAY LC	AP COMP SCI PRIN A CTE	2
1	S	FOSHAY LC	AP ENG LANG A	4
1	S	FOSHAY LC	AP ENG LIT A	3
1	S	FOSHAY LC	AP SPAN LNG A	3
1	S	FOSHAY LC	AP US HIST A	2
1	S	FOSHAY LC	AP WLD HIST A	2
1	S	FOSHAY LC	BIOLOGY:LIVING EARTH A	8

***Count of Sufficiency means:** Each class (elementary schools) or section (secondary schools) has verified sufficiency per subject matter.

Board District	Region	School Name	Class/Section Name	*Count of Number of classes/sections verifying sufficiency
1	S	FOSHAY LC	BIOMED SCI A	2
1	S	FOSHAY LC	CC ALG 1 TUT LAB A	1
1	S	FOSHAY LC	CC ALG 2 TUT LAB A	1
1	S	FOSHAY LC	CC ALG 2A EDGL	1
1	S	FOSHAY LC	CC ALG 2B EDGVP	1
1	S	FOSHAY LC	CC ALGEBRA 1	5
1	S	FOSHAY LC	CC ALGEBRA 2A	3
1	S	FOSHAY LC	CC ENG 9A EDGVP	1
1	S	FOSHAY LC	CC GEOM TUT LAB A	1
1	S	FOSHAY LC	CC GEOMETRY A	4
1	S	FOSHAY LC	CC MATH 6 TUT LAB A	5
1	S	FOSHAY LC	CC MATH 6A	9
1	S	FOSHAY LC	CC MATH 7A	11
1	S	FOSHAY LC	CC MATH 8A	11
1	S	FOSHAY LC	CHEM IN EAR SYS B EDGVP	2
1	S	FOSHAY LC	CHEMISTRY:EARTH SYS A	6
1	S	FOSHAY LC	CONSTITN LAW A	1
1	S	FOSHAY LC	CREAT EXP MS A	1
1	S	FOSHAY LC	DEV ELS MS A	1
1	S	FOSHAY LC	DEV ELS SH A	3
1	S	FOSHAY LC	DEV READ MS A	4
1	S	FOSHAY LC	ECONOMICS	5
1	S	FOSHAY LC	ECONOMICS EDGVP	1
1	S	FOSHAY LC	ELD 1A	2
1	S	FOSHAY LC	ELD 2A	2
1	S	FOSHAY LC	ENG ALT CUR 6A	1
1	S	FOSHAY LC	ENG ALT CUR 8A	1

***Count of Sufficiency means:** Each class (elementary schools) or section (secondary schools) has verified sufficiency per subject matter.

Board District	Region	School Name	Class/Section Name	*Count of Number of classes/sections verifying sufficiency
1	S	FOSHAY LC	ENGLISH 10A	5
1	S	FOSHAY LC	ENGLISH 6A	5
1	S	FOSHAY LC	ENGLISH 7A	6
1	S	FOSHAY LC	ENGLISH 8A	5
1	S	FOSHAY LC	ENGLISH 9A	5
1	S	FOSHAY LC	ERWC A	3
1	S	FOSHAY LC	ESL HISTORY A	1
1	S	FOSHAY LC	ESL MATH A	1
1	S	FOSHAY LC	ESL SCIENCE A	1
1	S	FOSHAY LC	ETHN STUDIES-IDTY&CMTY	6
1	S	FOSHAY LC	GEOGRAPHY FOR MS A	1
1	S	FOSHAY LC	H CC ALGEBRA 1	2
1	S	FOSHAY LC	H CC ALGEBRA 2A	4
1	S	FOSHAY LC	H CC GEOMETRY A	1
1	S	FOSHAY LC	H ENGLISH 10A	3
1	S	FOSHAY LC	H ENGLISH 6A	4
1	S	FOSHAY LC	H ENGLISH 7A	5
1	S	FOSHAY LC	H ENGLISH 8A	5
1	S	FOSHAY LC	H ENGLISH 9A	2
1	S	FOSHAY LC	H INTEG SCIENCE 7	5
1	S	FOSHAY LC	H INTEG SCIENCE 8A	5
1	S	FOSHAY LC	H INTEGR SCIENCE 6A	4
1	S	FOSHAY LC	H INTRO FORENSIC SCI A	1
1	S	FOSHAY LC	H MEX AM LIT	1
1	S	FOSHAY LC	H PRECALC A	3
1	S	FOSHAY LC	H PRN ENGINEER A	1
1	S	FOSHAY LC	H SHAKESPEARE	2

***Count of Sufficiency means:** Each class (elementary schools) or section (secondary schools) has verified sufficiency per subject matter.

Board District	Region	School Name	Class/Section Name	*Count of Number of classes/sections verifying sufficiency
1	S	FOSHAY LC	H US HIST G&C A	5
1	S	FOSHAY LC	H WHG: ANC CIV A	4
1	S	FOSHAY LC	H WHG: MED/MOD A	5
1	S	FOSHAY LC	Health	6
1	S	FOSHAY LC	HEALTH SH	3
1	S	FOSHAY LC	History/Social Science	6
1	S	FOSHAY LC	HUM BODY SYS A	2
1	S	FOSHAY LC	INTEG SCIENCE 7	6
1	S	FOSHAY LC	INTEGR SCIENCE 6A	5
1	S	FOSHAY LC	INTEGR SCIENCE 8A	6
1	S	FOSHAY LC	INTERACTIONS A	6
1	S	FOSHAY LC	INTR SCI TECH & ENGN SYS	1
1	S	FOSHAY LC	INTRO MAND	9
1	S	FOSHAY LC	INTRO TO ETHNIC STUDIES	3
1	S	FOSHAY LC	L & L EL SH 2A	1
1	S	FOSHAY LC	LAT AM STU	2
1	S	FOSHAY LC	LIT SUCCESS 1A	3
1	S	FOSHAY LC	MAND 1A	6
1	S	FOSHAY LC	MAND 2A	2
1	S	FOSHAY LC	MAND 3A	1
1	S	FOSHAY LC	Mathematics	6
1	S	FOSHAY LC	PRECALC A	3
1	S	FOSHAY LC	Reading/English Language Arts	6
1	S	FOSHAY LC	SCI/HLT AC 6A	1
1	S	FOSHAY LC	Science	6
1	S	FOSHAY LC	SPAN SP 1A	2
1	S	FOSHAY LC	SPAN SP 2A	2

***Count of Sufficiency means:** Each class (elementary schools) or section (secondary schools) has verified sufficiency per subject matter.

Board District	Region	School Name	Class/Section Name	*Count of Number of classes/sections verifying sufficiency
1	S	FOSHAY LC	SPANISH 1A	7
1	S	FOSHAY LC	SPANISH 2A	3
1	S	FOSHAY LC	SPANISH 3A	1
1	S	FOSHAY LC	SPEECH MS A	1
1	S	FOSHAY LC	STAT & PROB A	1
1	S	FOSHAY LC	US HIST 20TH A	4
1	S	FOSHAY LC	US HIST B EDGVP	2
1	S	FOSHAY LC	US HIST G&C A	6
1	S	FOSHAY LC	WHG M A EDGVP	1
1	S	FOSHAY LC	WHG M B EDGVP	1
1	S	FOSHAY LC	WHG: ANC CIV A	5
1	S	FOSHAY LC	WHG: MED/MOD A	6
1	S	FOSHAY LC	WHG: MOD WLD A	6
1	S	FOSHAY LC	WIND PERC MS A	2
1	S	FOSHAY LC	WRIT SEMINAR A	2
1	S	GARCETTI LA	Health	36
1	S	GARCETTI LA	History/Social Science	36
1	S	GARCETTI LA	Mathematics	36
1	S	GARCETTI LA	Reading/English Language Arts	36
1	S	GARCETTI LA	Science	36
1	S	HARTE PREP MS	B READ MS A	18
1	S	HARTE PREP MS	CC MATH 6 TUT LAB A	2
1	S	HARTE PREP MS	CC MATH 6A	4
1	S	HARTE PREP MS	CC MATH 7A	8
1	S	HARTE PREP MS	CC MATH 8A	8
1	S	HARTE PREP MS	CREAT EXP MS A	1
1	S	HARTE PREP MS	ELD 6A	3

***Count of Sufficiency means:** Each class (elementary schools) or section (secondary schools) has verified sufficiency per subject matter.

Board District	Region	School Name	Class/Section Name	*Count of Number of classes/sections verifying sufficiency
1	S	HARTE PREP MS	ELD 7A	2
1	S	HARTE PREP MS	ELD 8A	3
1	S	HARTE PREP MS	ENG ALT CUR 6A	1
1	S	HARTE PREP MS	ENG ALT CUR 8A	1
1	S	HARTE PREP MS	ENGLISH 6A	7
1	S	HARTE PREP MS	ENGLISH 7A	10
1	S	HARTE PREP MS	ENGLISH 8A	8
1	S	HARTE PREP MS	ESL HISTORY A	1
1	S	HARTE PREP MS	ESL MATH A	1
1	S	HARTE PREP MS	ESL SCIENCE A	1
1	S	HARTE PREP MS	ETHN STUDIES-IDTY&CMTY	1
1	S	HARTE PREP MS	H ENGLISH 6A	1
1	S	HARTE PREP MS	H ENGLISH 7A	1
1	S	HARTE PREP MS	H ENGLISH 8A	1
1	S	HARTE PREP MS	H INTEG SCIENCE 7	1
1	S	HARTE PREP MS	H INTEG SCIENCE 8A	2
1	S	HARTE PREP MS	H INTEGR SCIENCE 6A	1
1	S	HARTE PREP MS	H US HIST G&C A	2
1	S	HARTE PREP MS	H WHG: ANC CIV A	1
1	S	HARTE PREP MS	H WHG: MED/MOD A	1
1	S	HARTE PREP MS	INTEG SCIENCE 7	8
1	S	HARTE PREP MS	INTEGR SCIENCE 6A	4
1	S	HARTE PREP MS	INTEGR SCIENCE 8A	7
1	S	HARTE PREP MS	INTRO SPANISH	1
1	S	HARTE PREP MS	MS INT NEW ELD A	2
1	S	HARTE PREP MS	SCI/HLT AC 6A	1
1	S	HARTE PREP MS	SCI/HLT AC 7	1

***Count of Sufficiency means:** Each class (elementary schools) or section (secondary schools) has verified sufficiency per subject matter.

Board District	Region	School Name	Class/Section Name	*Count of Number of classes/sections verifying sufficiency
1	S	HARTE PREP MS	US HIST G&C A	7
1	S	HARTE PREP MS	WHG: ANC CIV A	6
1	S	HARTE PREP MS	WHG: MED/MOD A	8
1	S	HARTE PREP MS	WIND PERC MS A	1
1	S	HAWKINS SH	ACADEMIC ELD 3A	3
1	S	HAWKINS SH	ACADEMIC ELD 4A	1
1	S	HAWKINS SH	ADV ELD SH 2A	4
1	S	HAWKINS SH	ADV ELD SH A	4
1	S	HAWKINS SH	AFRO-AM STU	1
1	S	HAWKINS SH	AM LIT COMP	9
1	S	HAWKINS SH	AP CALCULUS A	2
1	S	HAWKINS SH	AP CHEMISTRY A	1
1	S	HAWKINS SH	AP COMP SCI PRIN A	2
1	S	HAWKINS SH	AP ENG LANG A	4
1	S	HAWKINS SH	AP ENG LIT A	2
1	S	HAWKINS SH	AP GOVT & POL	3
1	S	HAWKINS SH	AP PHYSICS 1A	1
1	S	HAWKINS SH	AP SPAN LIT A	1
1	S	HAWKINS SH	AP SPAN LNG A	4
1	S	HAWKINS SH	AP US HIST A	3
1	S	HAWKINS SH	AP WLD HIST A	3
1	S	HAWKINS SH	BIO:LIVING EARTH A EDGP	1
1	S	HAWKINS SH	BIO:LIVING EARTH B EDGP	1
1	S	HAWKINS SH	BIOLOGY:LIVING EARTH A	10
1	S	HAWKINS SH	CALLIGRAPHY A	1
1	S	HAWKINS SH	CC ALG 2B EDGP	1
1	S	HAWKINS SH	CC ALG 2B EDGVP	1

***Count of Sufficiency means:** Each class (elementary schools) or section (secondary schools) has verified sufficiency per subject matter.

Board District	Region	School Name	Class/Section Name	*Count of Number of classes/sections verifying sufficiency
1	S	HAWKINS SH	CC ALGEBRA 1	10
1	S	HAWKINS SH	CC ALGEBRA 2A	11
1	S	HAWKINS SH	CC ENG 10A EDGP	1
1	S	HAWKINS SH	CC ENG 10B EDGP	1
1	S	HAWKINS SH	CC ENG 10B EDGVP	1
1	S	HAWKINS SH	CC ENG 11A EDGP	2
1	S	HAWKINS SH	CC ENG 11B EDGP	1
1	S	HAWKINS SH	CC ENG 11B EDGVP	1
1	S	HAWKINS SH	CC ENG 9A EDGP	1
1	S	HAWKINS SH	CC ENG 9B EDGP	1
1	S	HAWKINS SH	CC ENG 9B EDGVP	1
1	S	HAWKINS SH	CC GEOM B EDGP	1
1	S	HAWKINS SH	CC GEOMETRY A	9
1	S	HAWKINS SH	CC YL ALGEBRA 1 EDGP	1
1	S	HAWKINS SH	CHEM IN EAR SYS A EDGP	1
1	S	HAWKINS SH	CHEMISTRY:EARTH SYS A	11
1	S	HAWKINS SH	DEV ELS SH A	3
1	S	HAWKINS SH	DEV MATH SH A	3
1	S	HAWKINS SH	DEV READ HS A	1
1	S	HAWKINS SH	ELD 1A	4
1	S	HAWKINS SH	ELD 2A	4
1	S	HAWKINS SH	ENGLISH 10A	9
1	S	HAWKINS SH	ENGLISH 9A	11
1	S	HAWKINS SH	EXPOS COMP	6
1	S	HAWKINS SH	FRENCH 1A	1
1	S	HAWKINS SH	FRENCH 2A	1
1	S	HAWKINS SH	H ADV MATH A	1

***Count of Sufficiency means:** Each class (elementary schools) or section (secondary schools) has verified sufficiency per subject matter.

Board District	Region	School Name	Class/Section Name	*Count of Number of classes/sections verifying sufficiency
1	S	HAWKINS SH	H BIOLOGY:LIVING EARTH A	2
1	S	HAWKINS SH	H CC ALGEBRA 1	1
1	S	HAWKINS SH	H CC GEOMETRY A	4
1	S	HAWKINS SH	H CHEMISTRY:EARTH SYS A	6
1	S	HAWKINS SH	H ENGLISH 10A	5
1	S	HAWKINS SH	H ENGLISH 9A	1
1	S	HAWKINS SH	HEALTH SH	6
1	S	HAWKINS SH	INTRO TO ETHNIC STUDIES	8
1	S	HAWKINS SH	JOURNALISM 1A	2
1	S	HAWKINS SH	JOURNALISM 2A	2
1	S	HAWKINS SH	JOURNALISM 3A	1
1	S	HAWKINS SH	L & L EL SH A	1
1	S	HAWKINS SH	PHYSICS:THE UNIVERSE A	5
1	S	HAWKINS SH	PHYSIOLOGY A	4
1	S	HAWKINS SH	PRECALC A	5
1	S	HAWKINS SH	PRIN AM DEMOCR	6
1	S	HAWKINS SH	SPAN SP 1A	8
1	S	HAWKINS SH	SPAN SP 2A	1
1	S	HAWKINS SH	SPANISH 1A	6
1	S	HAWKINS SH	SPANISH 2A	5
1	S	HAWKINS SH	SPANISH 3A	4
1	S	HAWKINS SH	TC MATH STAT A	3
1	S	HAWKINS SH	US HIST 20TH A	8
1	S	HAWKINS SH	US HIST A EDGP	1
1	S	HAWKINS SH	US HIST B EDGP	1
1	S	HAWKINS SH	WHG M A EDGP	1
1	S	HAWKINS SH	WHG M B EDGP	1

***Count of Sufficiency means:** Each class (elementary schools) or section (secondary schools) has verified sufficiency per subject matter.

Board District	Region	School Name	Class/Section Name	*Count of Number of classes/sections verifying sufficiency
1	S	HAWKINS SH	WHG: MOD WLD A	10
1	S	HILLCREST DR EL	Health	23
1	S	HILLCREST DR EL	History/Social Science	23
1	S	HILLCREST DR EL	Mathematics	23
1	S	HILLCREST DR EL	Reading/English Language Arts	23
1	S	HILLCREST DR EL	Science	23
1	S	HILLCREST DR EL DTS	Health	6
1	S	HILLCREST DR EL DTS	History/Social Science	6
1	S	HILLCREST DR EL DTS	Mathematics	6
1	S	HILLCREST DR EL DTS	Reading/English Language Arts	6
1	S	HILLCREST DR EL DTS	Science	6
1	S	HILLCREST EL MUS MAG	Health	6
1	S	HILLCREST EL MUS MAG	History/Social Science	6
1	S	HILLCREST EL MUS MAG	Mathematics	6
1	S	HILLCREST EL MUS MAG	Reading/English Language Arts	6
1	S	HILLCREST EL MUS MAG	Science	6
1	S	IOVINE YOUNG CTR MAG	CC ALGEBRA 1	1
1	S	IOVINE YOUNG CTR MAG	CC ALGEBRA 2A	1
1	S	IOVINE YOUNG CTR MAG	CC GEOMETRY A	1
1	S	IOVINE YOUNG CTR MAG	CC PRECALC A EDGL	1
1	S	IOVINE YOUNG CTR MAG	ENGLISH 10A	1
1	S	IOVINE YOUNG CTR MAG	ENGLISH 9A	1
1	S	IOVINE YOUNG CTR MAG	INTRO TO ETHNIC STUDIES	1
1	S	IOVINE YOUNG CTR MAG	SPANISH 1A	1
1	S	IOVINE YOUNG CTR MAG	SPANISH 1A EDGL	1
1	S	IOVINE YOUNG CTR MAG	SPANISH 2A	1
1	S	IOVINE YOUNG CTR MAG	SPEECH A	1

***Count of Sufficiency means:** Each class (elementary schools) or section (secondary schools) has verified sufficiency per subject matter.

Board District	Region	School Name	Class/Section Name	*Count of Number of classes/sections verifying sufficiency
1	S	IOVINE YOUNG CTR MAG	US HIST 20TH A	1
1	S	IOVINE YOUNG CTR MAG	WHG: MOD WLD A	1
1	S	JONES PC	Health	5
1	S	JONES PC	History/Social Science	5
1	S	JONES PC	Mathematics	5
1	S	JONES PC	Reading/English Language Arts	5
1	S	JONES PC	Science	5
1	S	KING JR EL	Health	15
1	S	KING JR EL	History/Social Science	15
1	S	KING JR EL	Mathematics	15
1	S	KING JR EL	Reading/English Language Arts	15
1	S	KING JR EL	Science	15
1	S	KING JR EL DTS	Health	5
1	S	KING JR EL DTS	History/Social Science	5
1	S	KING JR EL DTS	Mathematics	5
1	S	KING JR EL DTS	Reading/English Language Arts	5
1	S	KING JR EL DTS	Science	5
1	S	LA SALLE AVE EL	Health	11
1	S	LA SALLE AVE EL	History/Social Science	11
1	S	LA SALLE AVE EL	Mathematics	11
1	S	LA SALLE AVE EL	Reading/English Language Arts	11
1	S	LA SALLE AVE EL	Science	11
1	S	LA SALLE_AVE EL DTS	Health	5
1	S	LA SALLE_AVE EL DTS	History/Social Science	5
1	S	LA SALLE_AVE EL DTS	Mathematics	5
1	S	LA SALLE_AVE EL DTS	Reading/English Language Arts	5
1	S	LA SALLE_AVE EL DTS	Science	5

***Count of Sufficiency means:** Each class (elementary schools) or section (secondary schools) has verified sufficiency per subject matter.

Board District	Region	School Name	Class/Section Name	*Count of Number of classes/sections verifying sufficiency
1	S	LAWSON ACAD A/M/S EL	Health	27
1	S	LAWSON ACAD A/M/S EL	History/Social Science	27
1	S	LAWSON ACAD A/M/S EL	Mathematics	27
1	S	LAWSON ACAD A/M/S EL	Reading/English Language Arts	27
1	S	LAWSON ACAD A/M/S EL	Science	27
1	S	MACK EL	Health	16
1	S	MACK EL	History/Social Science	16
1	S	MACK EL	Mathematics	16
1	S	MACK EL	Reading/English Language Arts	16
1	S	MACK EL	Science	16
1	S	MACK EL DTS	Health	6
1	S	MACK EL DTS	History/Social Science	6
1	S	MACK EL DTS	Mathematics	6
1	S	MACK EL DTS	Reading/English Language Arts	6
1	S	MACK EL DTS	Science	6
1	S	MANCHESTER AV CB MAG	Health	3
1	S	MANCHESTER AV CB MAG	History/Social Science	3
1	S	MANCHESTER AV CB MAG	Mathematics	3
1	S	MANCHESTER AV CB MAG	Reading/English Language Arts	3
1	S	MANCHESTER AV CB MAG	Science	3
1	S	MANCHESTER AVE EL	Health	25
1	S	MANCHESTER AVE EL	History/Social Science	25
1	S	MANCHESTER AVE EL	Mathematics	25
1	S	MANCHESTER AVE EL	Reading/English Language Arts	25
1	S	MANCHESTER AVE EL	Science	25
1	S	MANHATTAN PLACE EL	Health	21
1	S	MANHATTAN PLACE EL	History/Social Science	21

***Count of Sufficiency means:** Each class (elementary schools) or section (secondary schools) has verified sufficiency per subject matter.

Board District	Region	School Name	Class/Section Name	*Count of Number of classes/sections verifying sufficiency
1	S	MANHATTAN PLACE EL	Mathematics	21
1	S	MANHATTAN PLACE EL	Reading/English Language Arts	21
1	S	MANHATTAN PLACE EL	Science	21
1	S	MANN UCLA COMM SCH	AM LIT COMP	1
1	S	MANN UCLA COMM SCH	AP BIO A	1
1	S	MANN UCLA COMM SCH	AP CALCULUS A	1
1	S	MANN UCLA COMM SCH	AP ENG LANG A	1
1	S	MANN UCLA COMM SCH	AP ST ART 2D A	1
1	S	MANN UCLA COMM SCH	AP US HIST A	1
1	S	MANN UCLA COMM SCH	B READ MS A	2
1	S	MANN UCLA COMM SCH	BIOLOGY:LIVING EARTH A	1
1	S	MANN UCLA COMM SCH	CC ALG 1 TUT LAB A	1
1	S	MANN UCLA COMM SCH	CC ALGEBRA 1	1
1	S	MANN UCLA COMM SCH	CC ALGEBRA 2A	2
1	S	MANN UCLA COMM SCH	CC GEOMETRY A	1
1	S	MANN UCLA COMM SCH	CC MATH 6 TUT LAB A	5
1	S	MANN UCLA COMM SCH	CC MATH 6A	6
1	S	MANN UCLA COMM SCH	CC MATH 7 TUT LAB A	2
1	S	MANN UCLA COMM SCH	CC MATH 7A	4
1	S	MANN UCLA COMM SCH	CC MATH 8A	5
1	S	MANN UCLA COMM SCH	CHEMISTRY:EARTH SYS A	1
1	S	MANN UCLA COMM SCH	CREAT WRIT	2
1	S	MANN UCLA COMM SCH	DEV ELS MS A	1
1	S	MANN UCLA COMM SCH	DEV READ HS A	1
1	S	MANN UCLA COMM SCH	DEV READ MS A	5
1	S	MANN UCLA COMM SCH	ECONOMICS	2
1	S	MANN UCLA COMM SCH	ELD 10A	1

***Count of Sufficiency means:** Each class (elementary schools) or section (secondary schools) has verified sufficiency per subject matter.

Board District	Region	School Name	Class/Section Name	*Count of Number of classes/sections verifying sufficiency
1	S	MANN UCLA COMM SCH	ELD 11A	1
1	S	MANN UCLA COMM SCH	ELD 12A	1
1	S	MANN UCLA COMM SCH	ELD 6A	1
1	S	MANN UCLA COMM SCH	ELD 7A	1
1	S	MANN UCLA COMM SCH	ELD 8A	1
1	S	MANN UCLA COMM SCH	ELD 9A	1
1	S	MANN UCLA COMM SCH	ENG ALT CUR 6A	2
1	S	MANN UCLA COMM SCH	ENG ALT CUR 7A	2
1	S	MANN UCLA COMM SCH	ENG ALT CUR 8A	2
1	S	MANN UCLA COMM SCH	ENGLISH 10A	1
1	S	MANN UCLA COMM SCH	ENGLISH 6A	6
1	S	MANN UCLA COMM SCH	ENGLISH 7A	4
1	S	MANN UCLA COMM SCH	ENGLISH 8A	5
1	S	MANN UCLA COMM SCH	ENGLISH 9A	1
1	S	MANN UCLA COMM SCH	ETHN STUDIES-IDTY&CMTY	2
1	S	MANN UCLA COMM SCH	EXPLORATN SCI	6
1	S	MANN UCLA COMM SCH	GEOGRAPHY FOR MS A	2
1	S	MANN UCLA COMM SCH	H ACC CC ALG 1A	1
1	S	MANN UCLA COMM SCH	H ACC CC MATH 7A	1
1	S	MANN UCLA COMM SCH	H BIOLOGY:LIVING EARTH A	1
1	S	MANN UCLA COMM SCH	H CC ALGEBRA 1	1
1	S	MANN UCLA COMM SCH	H CC ALGEBRA 2A	1
1	S	MANN UCLA COMM SCH	H CC GEOMETRY A	1
1	S	MANN UCLA COMM SCH	H CHEMISTRY:EARTH SYS A	1
1	S	MANN UCLA COMM SCH	H ENGLISH 10A	1
1	S	MANN UCLA COMM SCH	H ENGLISH 7A	1
1	S	MANN UCLA COMM SCH	H ENGLISH 8A	1

***Count of Sufficiency means:** Each class (elementary schools) or section (secondary schools) has verified sufficiency per subject matter.

Board District	Region	School Name	Class/Section Name	*Count of Number of classes/sections verifying sufficiency
1	S	MANN UCLA COMM SCH	H ENGLISH 9A	1
1	S	MANN UCLA COMM SCH	H WHG: MOD WLD A	1
1	S	MANN UCLA COMM SCH	HEALTH SH	2
1	S	MANN UCLA COMM SCH	INTEG SCIENCE 7	5
1	S	MANN UCLA COMM SCH	INTEGR SCIENCE 6A	6
1	S	MANN UCLA COMM SCH	INTEGR SCIENCE 8A	6
1	S	MANN UCLA COMM SCH	INTRO SOCIO	2
1	S	MANN UCLA COMM SCH	INTRO TO ETHNIC STUDIES	2
1	S	MANN UCLA COMM SCH	LANG SKLS MS A	2
1	S	MANN UCLA COMM SCH	LAW & YOUTH SE	2
1	S	MANN UCLA COMM SCH	LIT SUCCESS 1A	3
1	S	MANN UCLA COMM SCH	MODERN LIT	2
1	S	MANN UCLA COMM SCH	MS INT NEW ELD A	2
1	S	MANN UCLA COMM SCH	PHYSICS:THE UNIVERSE A	2
1	S	MANN UCLA COMM SCH	PHYSIOLOGY A	2
1	S	MANN UCLA COMM SCH	PRECALC A	2
1	S	MANN UCLA COMM SCH	SCI/HLT AC 6A	2
1	S	MANN UCLA COMM SCH	SCI/HLT AC 7	2
1	S	MANN UCLA COMM SCH	SPANISH 1A	2
1	S	MANN UCLA COMM SCH	SPANISH 2A	4
1	S	MANN UCLA COMM SCH	SPEECH MS A	1
1	S	MANN UCLA COMM SCH	US HIST 20TH A	1
1	S	MANN UCLA COMM SCH	US HIST G&C A	6
1	S	MANN UCLA COMM SCH	WHG: ANC CIV A	6
1	S	MANN UCLA COMM SCH	WHG: MED/MOD A	5
1	S	MANN UCLA COMM SCH	WHG: MOD WLD A	1
1	S	MANUAL ARTS SH	ACADEMIC ELD 3A	3

***Count of Sufficiency means:** Each class (elementary schools) or section (secondary schools) has verified sufficiency per subject matter.

Board District	Region	School Name	Class/Section Name	*Count of Number of classes/sections verifying sufficiency
1	S	MANUAL ARTS SH	ACADEMIC ELD 4A	1
1	S	MANUAL ARTS SH	ADV ELD SH 2A	1
1	S	MANUAL ARTS SH	ADV ELD SH A	3
1	S	MANUAL ARTS SH	ADV SPEECH	1
1	S	MANUAL ARTS SH	AFRO-AM HIST	3
1	S	MANUAL ARTS SH	AM LIT COMP	8
1	S	MANUAL ARTS SH	AP AFRICAN-AM STU A	1
1	S	MANUAL ARTS SH	AP BIO A	2
1	S	MANUAL ARTS SH	AP CALCULUS A	1
1	S	MANUAL ARTS SH	AP CHEMISTRY A	1
1	S	MANUAL ARTS SH	AP ENG LANG A	2
1	S	MANUAL ARTS SH	AP ENG LIT A	2
1	S	MANUAL ARTS SH	AP ENV SCI A	2
1	S	MANUAL ARTS SH	AP PRE-CALC A	1
1	S	MANUAL ARTS SH	AP SPAN LIT A	1
1	S	MANUAL ARTS SH	AP SPAN LNG A	3
1	S	MANUAL ARTS SH	AP ST ART DR A	2
1	S	MANUAL ARTS SH	AP US HIST A	2
1	S	MANUAL ARTS SH	BIO:LIVING EARTH A EDGP	4
1	S	MANUAL ARTS SH	BIOLOGY:LIVING EARTH A	12
1	S	MANUAL ARTS SH	CC ALG 2 TUT LAB A	9
1	S	MANUAL ARTS SH	CC ALGEBRA 1	11
1	S	MANUAL ARTS SH	CC ALGEBRA 2A	9
1	S	MANUAL ARTS SH	CC GEOMETRY A	12
1	S	MANUAL ARTS SH	CHEMISTRY:EARTH SYS A	12
1	S	MANUAL ARTS SH	CREAT WRIT	2
1	S	MANUAL ARTS SH	ELD 1A	6

***Count of Sufficiency means:** Each class (elementary schools) or section (secondary schools) has verified sufficiency per subject matter.

Board District	Region	School Name	Class/Section Name	*Count of Number of classes/sections verifying sufficiency
1	S	MANUAL ARTS SH	ELD 2A	6
1	S	MANUAL ARTS SH	ENGLISH 10A	8
1	S	MANUAL ARTS SH	ENGLISH 9A	9
1	S	MANUAL ARTS SH	ERWC A	6
1	S	MANUAL ARTS SH	H ENGLISH 10A	3
1	S	MANUAL ARTS SH	H ENGLISH 9A	3
1	S	MANUAL ARTS SH	H WHG: MOD WLD A	3
1	S	MANUAL ARTS SH	HEALTH SH	8
1	S	MANUAL ARTS SH	INTRO ANTHRO	3
1	S	MANUAL ARTS SH	INTRO TO ETHNIC STUDIES	8
1	S	MANUAL ARTS SH	JOURNALISM 1A	1
1	S	MANUAL ARTS SH	JOURNALISM 2A	1
1	S	MANUAL ARTS SH	L & L EL SH 2A	2
1	S	MANUAL ARTS SH	L & L EL SH A	1
1	S	MANUAL ARTS SH	PHILOSOPHY A	2
1	S	MANUAL ARTS SH	PHYSICS:THE UNIVERSE A	3
1	S	MANUAL ARTS SH	PHYSIOLOGY A	3
1	S	MANUAL ARTS SH	PRECALC A	6
1	S	MANUAL ARTS SH	PRIN AM DEMOCR	8
1	S	MANUAL ARTS SH	READ IMPR A	10
1	S	MANUAL ARTS SH	SPAN SP 1A	6
1	S	MANUAL ARTS SH	SPAN SP 2A	7
1	S	MANUAL ARTS SH	SPANISH 1A	6
1	S	MANUAL ARTS SH	SPANISH 2A	6
1	S	MANUAL ARTS SH	SPANISH 3A	1
1	S	MANUAL ARTS SH	TCH FL FTBL	1
1	S	MANUAL ARTS SH	US HIST 20TH A	8

***Count of Sufficiency means:** Each class (elementary schools) or section (secondary schools) has verified sufficiency per subject matter.

Board District	Region	School Name	Class/Section Name	*Count of Number of classes/sections verifying sufficiency
1	S	MANUAL ARTS SH	WHG: MOD WLD A	9
1	S	MANUAL ARTS SH	WRIT COMM SH A	2
1	S	MENLO AV EL STEAM MAG	Health	6
1	S	MENLO AV EL STEAM MAG	History/Social Science	6
1	S	MENLO AV EL STEAM MAG	Mathematics	6
1	S	MENLO AV EL STEAM MAG	Reading/English Language Arts	6
1	S	MENLO AV EL STEAM MAG	Science	6
1	S	MENLO AVE EL	CC MATH 6A	3
1	S	MENLO AVE EL	CC MATH 7A	2
1	S	MENLO AVE EL	CC MATH 8A	2
1	S	MENLO AVE EL	ELD 6A	1
1	S	MENLO AVE EL	ELD 7A	1
1	S	MENLO AVE EL	ELD 8A	1
1	S	MENLO AVE EL	ENGLISH 6A	3
1	S	MENLO AVE EL	ENGLISH 7A	2
1	S	MENLO AVE EL	ENGLISH 8A	2
1	S	MENLO AVE EL	Health	19
1	S	MENLO AVE EL	HEALTH JH	2
1	S	MENLO AVE EL	History/Social Science	19
1	S	MENLO AVE EL	INTEGR SCIENCE 6A	3
1	S	MENLO AVE EL	INTEGR SCIENCE 8A	2
1	S	MENLO AVE EL	Mathematics	19
1	S	MENLO AVE EL	MS INT NEW ELD A	2
1	S	MENLO AVE EL	Reading/English Language Arts	19
1	S	MENLO AVE EL	Science	19
1	S	MENLO AVE EL	US HIST G&C A	2
1	S	MENLO AVE EL	WHG: ANC CIV A	3

***Count of Sufficiency means:** Each class (elementary schools) or section (secondary schools) has verified sufficiency per subject matter.

Board District	Region	School Name	Class/Section Name	*Count of Number of classes/sections verifying sufficiency
1	S	MENLO AVE EL	WHG: MED/MOD A	2
1	S	MENLO AVE EL DTS	Health	3
1	S	MENLO AVE EL DTS	History/Social Science	3
1	S	MENLO AVE EL DTS	Mathematics	3
1	S	MENLO AVE EL DTS	Reading/English Language Arts	3
1	S	MENLO AVE EL DTS	Science	3
1	S	MIDDLE COLLEGE HS	AM LIT COMP	1
1	S	MIDDLE COLLEGE HS	AP BIO A	1
1	S	MIDDLE COLLEGE HS	AP ENG LANG A	2
1	S	MIDDLE COLLEGE HS	AP ENG LIT A	2
1	S	MIDDLE COLLEGE HS	AP PHYSICS 1A	1
1	S	MIDDLE COLLEGE HS	AP US HIST A	1
1	S	MIDDLE COLLEGE HS	AP WLD HIST A	1
1	S	MIDDLE COLLEGE HS	BIOLOGY:LIVING EARTH A	1
1	S	MIDDLE COLLEGE HS	CC ALG 1 TUT LAB A	3
1	S	MIDDLE COLLEGE HS	CC ALG 2 TUT LAB A	4
1	S	MIDDLE COLLEGE HS	CC ALGEBRA 1	3
1	S	MIDDLE COLLEGE HS	CC ALGEBRA 2A	3
1	S	MIDDLE COLLEGE HS	CC GEOMETRY A	3
1	S	MIDDLE COLLEGE HS	CHEMISTRY:EARTH SYS A	4
1	S	MIDDLE COLLEGE HS	ECONOMICS	2
1	S	MIDDLE COLLEGE HS	ELD 11A	1
1	S	MIDDLE COLLEGE HS	ELD 12A	1
1	S	MIDDLE COLLEGE HS	ELD 9A	1
1	S	MIDDLE COLLEGE HS	ENGLISH 10A	1
1	S	MIDDLE COLLEGE HS	ENGLISH 9A	1
1	S	MIDDLE COLLEGE HS	ERWC A	2

***Count of Sufficiency means:** Each class (elementary schools) or section (secondary schools) has verified sufficiency per subject matter.

Board District	Region	School Name	Class/Section Name	*Count of Number of classes/sections verifying sufficiency
1	S	MIDDLE COLLEGE HS	H BIOLOGY:LIVING EARTH A	3
1	S	MIDDLE COLLEGE HS	H CC ALGEBRA 2A	1
1	S	MIDDLE COLLEGE HS	H CC GEOMETRY A	1
1	S	MIDDLE COLLEGE HS	H ENGLISH 10A	3
1	S	MIDDLE COLLEGE HS	H ENGLISH 9A	3
1	S	MIDDLE COLLEGE HS	H SPAN SP 1A	1
1	S	MIDDLE COLLEGE HS	INTRO TO ETHNIC STUDIES	1
1	S	MIDDLE COLLEGE HS	JOURNALISM 1A	1
1	S	MIDDLE COLLEGE HS	JOURNALISM 2A	1
1	S	MIDDLE COLLEGE HS	LAW YOUTH	2
1	S	MIDDLE COLLEGE HS	MARINE BIO A	1
1	S	MIDDLE COLLEGE HS	PHILOSOPHY A	1
1	S	MIDDLE COLLEGE HS	PHYSICS:THE UNIVERSE A	1
1	S	MIDDLE COLLEGE HS	PHYSIOLOGY A	2
1	S	MIDDLE COLLEGE HS	PRECALC A	2
1	S	MIDDLE COLLEGE HS	SPANISH 1A	3
1	S	MIDDLE COLLEGE HS	SPANISH 2A	4
1	S	MIDDLE COLLEGE HS	TC MATH STAT A	2
1	S	MIDDLE COLLEGE HS	US HIST 20TH A	3
1	S	MIDDLE COLLEGE HS	WHG: MOD WLD A	3
1	S	MILLER EL	Health	32
1	S	MILLER EL	History/Social Science	32
1	S	MILLER EL	Mathematics	32
1	S	MILLER EL	Reading/English Language Arts	32
1	S	MILLER EL	Science	32
1	S	MUIR MS	ADV ELD MS 1A	2
1	S	MUIR MS	ADV ELD MS 2A	2

***Count of Sufficiency means:** Each class (elementary schools) or section (secondary schools) has verified sufficiency per subject matter.

Board District	Region	School Name	Class/Section Name	*Count of Number of classes/sections verifying sufficiency
1	S	MUIR MS	B READ MS A	2
1	S	MUIR MS	CC MATH 6A	10
1	S	MUIR MS	CC MATH 7 TUT LAB A	1
1	S	MUIR MS	CC MATH 7A	8
1	S	MUIR MS	CC MATH 8A	7
1	S	MUIR MS	DEV READ MS A	1
1	S	MUIR MS	ELD 1A	2
1	S	MUIR MS	ELD 2A	2
1	S	MUIR MS	ELD MS 3A	1
1	S	MUIR MS	ELD MS 4A	1
1	S	MUIR MS	ENGLISH 6A	7
1	S	MUIR MS	ENGLISH 7A	8
1	S	MUIR MS	ENGLISH 8A	8
1	S	MUIR MS	ETHN STUDIES-IDTY&CMTY	1
1	S	MUIR MS	H ENGLISH 6A	2
1	S	MUIR MS	H ENGLISH 7A	2
1	S	MUIR MS	H ENGLISH 8A	3
1	S	MUIR MS	H INTEG SCIENCE 8A	1
1	S	MUIR MS	H INTEGR SCIENCE 6A	3
1	S	MUIR MS	H US HIST G&C A	3
1	S	MUIR MS	H WHG: ANC CIV A	2
1	S	MUIR MS	H WHG: MED/MOD A	2
1	S	MUIR MS	INTEG SCIENCE 7	8
1	S	MUIR MS	INTEGR SCIENCE 6A	7
1	S	MUIR MS	INTEGR SCIENCE 8A	7
1	S	MUIR MS	L & L EL MS 1A	3
1	S	MUIR MS	L & L EL MS 2A	3

***Count of Sufficiency means:** Each class (elementary schools) or section (secondary schools) has verified sufficiency per subject matter.

Board District	Region	School Name	Class/Section Name	*Count of Number of classes/sections verifying sufficiency
1	S	MUIR MS	US HIST G&C A	8
1	S	MUIR MS	WHG: ANC CIV A	7
1	S	MUIR MS	WHG: MED/MOD A	9
1	S	NORMANDIE AVE EL	Health	33
1	S	NORMANDIE AVE EL	History/Social Science	33
1	S	NORMANDIE AVE EL	Mathematics	33
1	S	NORMANDIE AVE EL	Reading/English Language Arts	33
1	S	NORMANDIE AVE EL	Science	33
1	S	NORMANDIE AVE EL DTS	Health	6
1	S	NORMANDIE AVE EL DTS	History/Social Science	6
1	S	NORMANDIE AVE EL DTS	Mathematics	6
1	S	NORMANDIE AVE EL DTS	Reading/English Language Arts	6
1	S	NORMANDIE AVE EL DTS	Science	6
1	S	OBAMA GLBL PREP ACAD	ACADEMIC ELD 3A	1
1	S	OBAMA GLBL PREP ACAD	ADV ELD SH 2A	1
1	S	OBAMA GLBL PREP ACAD	ADV ELD SH A	1
1	S	OBAMA GLBL PREP ACAD	AM LIT COMP	1
1	S	OBAMA GLBL PREP ACAD	BIOLOGY:LIVING EARTH A	2
1	S	OBAMA GLBL PREP ACAD	CC ALGEBRA 1	2
1	S	OBAMA GLBL PREP ACAD	CC ALGEBRA 2A	2
1	S	OBAMA GLBL PREP ACAD	CC GEOMETRY A	1
1	S	OBAMA GLBL PREP ACAD	CC MATH 6A	5
1	S	OBAMA GLBL PREP ACAD	CC MATH 7A	4
1	S	OBAMA GLBL PREP ACAD	CC MATH 8A	4
1	S	OBAMA GLBL PREP ACAD	CHEMISTRY:EARTH SYS A	1
1	S	OBAMA GLBL PREP ACAD	ELD 1A	4
1	S	OBAMA GLBL PREP ACAD	ELD 2A	4

***Count of Sufficiency means:** Each class (elementary schools) or section (secondary schools) has verified sufficiency per subject matter.

Board District	Region	School Name	Class/Section Name	*Count of Number of classes/sections verifying sufficiency
1	S	OBAMA GLBL PREP ACAD	ENG ALT CUR 6A	1
1	S	OBAMA GLBL PREP ACAD	ENG ALT CUR 7A	1
1	S	OBAMA GLBL PREP ACAD	ENG ALT CUR 8A	1
1	S	OBAMA GLBL PREP ACAD	ENGLISH 10A	1
1	S	OBAMA GLBL PREP ACAD	ENGLISH 6A	4
1	S	OBAMA GLBL PREP ACAD	ENGLISH 7A	4
1	S	OBAMA GLBL PREP ACAD	ENGLISH 8A	4
1	S	OBAMA GLBL PREP ACAD	ENGLISH 9A	2
1	S	OBAMA GLBL PREP ACAD	ENGLISH LIT	1
1	S	OBAMA GLBL PREP ACAD	ENV STU A	1
1	S	OBAMA GLBL PREP ACAD	H ENGLISH 6A	1
1	S	OBAMA GLBL PREP ACAD	H WHG: ANC CIV A	1
1	S	OBAMA GLBL PREP ACAD	HEALTH JH	4
1	S	OBAMA GLBL PREP ACAD	HEALTH SH	2
1	S	OBAMA GLBL PREP ACAD	INTEGR SCIENCE 6A	5
1	S	OBAMA GLBL PREP ACAD	INTEGR SCIENCE 8A	4
1	S	OBAMA GLBL PREP ACAD	INTRO TO ETHNIC STUDIES	1
1	S	OBAMA GLBL PREP ACAD	L & L EL MS 1A	1
1	S	OBAMA GLBL PREP ACAD	L & L EL MS 2A	1
1	S	OBAMA GLBL PREP ACAD	L & L EL SH 2A	1
1	S	OBAMA GLBL PREP ACAD	L & L EL SH A	1
1	S	OBAMA GLBL PREP ACAD	LAW YOUTH	1
1	S	OBAMA GLBL PREP ACAD	PRECALC A	1
1	S	OBAMA GLBL PREP ACAD	PRIN AM DEMOCR	1
1	S	OBAMA GLBL PREP ACAD	SPANISH 1A	3
1	S	OBAMA GLBL PREP ACAD	SPANISH 2A	2
1	S	OBAMA GLBL PREP ACAD	SPANISH 3A	1

***Count of Sufficiency means:** Each class (elementary schools) or section (secondary schools) has verified sufficiency per subject matter.

Board District	Region	School Name	Class/Section Name	*Count of Number of classes/sections verifying sufficiency
1	S	OBAMA GLBL PREP ACAD	US HIST 20TH A	1
1	S	OBAMA GLBL PREP ACAD	US HIST G&C A	4
1	S	OBAMA GLBL PREP ACAD	WHG: ANC CIV A	4
1	S	OBAMA GLBL PREP ACAD	WHG: MED/MOD A	4
1	S	OBAMA GLBL PREP ACAD	WHG: MOD WLD A	2
1	S	OBAMA GLBL PREP ACAD	WIND PERC MS A	2
1	S	POINDEXTER LAMOTTE EL	Health	26
1	S	POINDEXTER LAMOTTE EL	History/Social Science	26
1	S	POINDEXTER LAMOTTE EL	Mathematics	26
1	S	POINDEXTER LAMOTTE EL	Reading/English Language Arts	26
1	S	POINDEXTER LAMOTTE EL	Science	26
1	S	POINDEXTERLAMOTTE DTS	Health	2
1	S	POINDEXTERLAMOTTE DTS	History/Social Science	2
1	S	POINDEXTERLAMOTTE DTS	Mathematics	2
1	S	POINDEXTERLAMOTTE DTS	Reading/English Language Arts	2
1	S	POINDEXTERLAMOTTE DTS	Science	2
1	S	RAYMOND AVE EL	Health	26
1	S	RAYMOND AVE EL	History/Social Science	26
1	S	RAYMOND AVE EL	Mathematics	26
1	S	RAYMOND AVE EL	Reading/English Language Arts	26
1	S	RAYMOND AVE EL	Science	26
1	S	VA COMPUTER SCIENCE	AM LIT COMP	9
1	S	VA COMPUTER SCIENCE	AM SIGN LNG 1A	5
1	S	VA COMPUTER SCIENCE	AM SIGN LNG 2A	1
1	S	VA COMPUTER SCIENCE	AP ART HIS A	1
1	S	VA COMPUTER SCIENCE	AP BIO A	2
1	S	VA COMPUTER SCIENCE	AP CALC A EDGL	1

***Count of Sufficiency means:** Each class (elementary schools) or section (secondary schools) has verified sufficiency per subject matter.

Board District	Region	School Name	Class/Section Name	*Count of Number of classes/sections verifying sufficiency
1	S	VA COMPUTER SCIENCE	AP COMP SC A A	1
1	S	VA COMPUTER SCIENCE	AP ENG LANG A	1
1	S	VA COMPUTER SCIENCE	AP ENG LIT A	1
1	S	VA COMPUTER SCIENCE	AP GOVT & POL	1
1	S	VA COMPUTER SCIENCE	AP HUMAN GEO A	1
1	S	VA COMPUTER SCIENCE	AP US HIST A	1
1	S	VA COMPUTER SCIENCE	BIO:LIVING EARTH A EDGL	1
1	S	VA COMPUTER SCIENCE	BIOLOGY:LIVING EARTH A	7
1	S	VA COMPUTER SCIENCE	CC ALG 2B EDGL	1
1	S	VA COMPUTER SCIENCE	CC ALGEBRA 1	7
1	S	VA COMPUTER SCIENCE	CC ALGEBRA 2A	9
1	S	VA COMPUTER SCIENCE	CC ENG 10A EDGL	1
1	S	VA COMPUTER SCIENCE	CC ENG 10B EDGL	1
1	S	VA COMPUTER SCIENCE	CC ENG 11A EDGL	1
1	S	VA COMPUTER SCIENCE	CC ENG 9A EDGL	1
1	S	VA COMPUTER SCIENCE	CC ENG 9B EDGL	1
1	S	VA COMPUTER SCIENCE	CC GEOM A EDGL	1
1	S	VA COMPUTER SCIENCE	CC GEOMETRY A	6
1	S	VA COMPUTER SCIENCE	CC GEOMETRY B	3
1	S	VA COMPUTER SCIENCE	CC MATH 6A	4
1	S	VA COMPUTER SCIENCE	CC MATH 7A	4
1	S	VA COMPUTER SCIENCE	CC MATH 8A	4
1	S	VA COMPUTER SCIENCE	CHEMISTRY:EARTH SYS A	8
1	S	VA COMPUTER SCIENCE	CONS MATH A	1
1	S	VA COMPUTER SCIENCE	ELD 10A	1
1	S	VA COMPUTER SCIENCE	ELD 11A	2
1	S	VA COMPUTER SCIENCE	ELD 12A	3

***Count of Sufficiency means:** Each class (elementary schools) or section (secondary schools) has verified sufficiency per subject matter.

Board District	Region	School Name	Class/Section Name	*Count of Number of classes/sections verifying sufficiency
1	S	VA COMPUTER SCIENCE	ELD 6A	2
1	S	VA COMPUTER SCIENCE	ELD 7A	3
1	S	VA COMPUTER SCIENCE	ELD 8A	2
1	S	VA COMPUTER SCIENCE	ELD 9A	3
1	S	VA COMPUTER SCIENCE	ENG ALT CUR 6A	1
1	S	VA COMPUTER SCIENCE	ENG ALT CUR 7A	1
1	S	VA COMPUTER SCIENCE	ENG ALT CUR 8A	1
1	S	VA COMPUTER SCIENCE	ENGLISH 10A	10
1	S	VA COMPUTER SCIENCE	ENGLISH 10B	1
1	S	VA COMPUTER SCIENCE	ENGLISH 6A	4
1	S	VA COMPUTER SCIENCE	ENGLISH 7A	4
1	S	VA COMPUTER SCIENCE	ENGLISH 8A	4
1	S	VA COMPUTER SCIENCE	ENGLISH 9A	6
1	S	VA COMPUTER SCIENCE	ENGLISH 9B	1
1	S	VA COMPUTER SCIENCE	ERWC A	5
1	S	VA COMPUTER SCIENCE	FRENCH 1A	1
1	S	VA COMPUTER SCIENCE	H ACC CC ALG 1A	1
1	S	VA COMPUTER SCIENCE	H ACC CC MATH 7A	1
1	S	VA COMPUTER SCIENCE	H AM LIT COMP	1
1	S	VA COMPUTER SCIENCE	H BIOLOGY:LIVING EARTH A	1
1	S	VA COMPUTER SCIENCE	H CC ALGEBRA 1	1
1	S	VA COMPUTER SCIENCE	H CC ALGEBRA 2A	1
1	S	VA COMPUTER SCIENCE	H CC GEOMETRY A	2
1	S	VA COMPUTER SCIENCE	H CHEMISTRY:EARTH SYS A	1
1	S	VA COMPUTER SCIENCE	H ENGLISH 10A	1
1	S	VA COMPUTER SCIENCE	H ENGLISH 6A	1
1	S	VA COMPUTER SCIENCE	H ENGLISH 7A	1

***Count of Sufficiency means:** Each class (elementary schools) or section (secondary schools) has verified sufficiency per subject matter.

Board District	Region	School Name	Class/Section Name	*Count of Number of classes/sections verifying sufficiency
1	S	VA COMPUTER SCIENCE	H ENGLISH 8A	1
1	S	VA COMPUTER SCIENCE	H ENGLISH 9A	1
1	S	VA COMPUTER SCIENCE	H INTEG SCIENCE 7	1
1	S	VA COMPUTER SCIENCE	H INTEG SCIENCE 8A	2
1	S	VA COMPUTER SCIENCE	H INTEGR SCIENCE 6A	1
1	S	VA COMPUTER SCIENCE	H PHYSICS:THE UNIVERSE A	1
1	S	VA COMPUTER SCIENCE	H US HIST G&C A	1
1	S	VA COMPUTER SCIENCE	H WHG: MED/MOD A	1
1	S	VA COMPUTER SCIENCE	H WHG: MOD WLD A	1
1	S	VA COMPUTER SCIENCE	Health	24
1	S	VA COMPUTER SCIENCE	HEALTH SH	9
1	S	VA COMPUTER SCIENCE	History/Social Science	24
1	S	VA COMPUTER SCIENCE	INTEG SCIENCE 7	4
1	S	VA COMPUTER SCIENCE	INTEGR SCIENCE 6A	4
1	S	VA COMPUTER SCIENCE	INTEGR SCIENCE 8A	4
1	S	VA COMPUTER SCIENCE	INTRO PSYCH	3
1	S	VA COMPUTER SCIENCE	INTRO SPANISH	7
1	S	VA COMPUTER SCIENCE	MAND 1A	2
1	S	VA COMPUTER SCIENCE	Mathematics	24
1	S	VA COMPUTER SCIENCE	PHYSIOLOGY A	3
1	S	VA COMPUTER SCIENCE	PRECALC A	1
1	S	VA COMPUTER SCIENCE	PRIN AM DEMOCR	5
1	S	VA COMPUTER SCIENCE	Reading/English Language Arts	24
1	S	VA COMPUTER SCIENCE	SCI/HLT AC 6A	1
1	S	VA COMPUTER SCIENCE	SCI/HLT AC 7	1
1	S	VA COMPUTER SCIENCE	Science	24
1	S	VA COMPUTER SCIENCE	SPANISH 1A	12

***Count of Sufficiency means:** Each class (elementary schools) or section (secondary schools) has verified sufficiency per subject matter.

Board District	Region	School Name	Class/Section Name	*Count of Number of classes/sections verifying sufficiency
1	S	VA COMPUTER SCIENCE	SPANISH 2A	10
1	S	VA COMPUTER SCIENCE	SPANISH 3A	8
1	S	VA COMPUTER SCIENCE	STAT & PROB A	5
1	S	VA COMPUTER SCIENCE	US HIST 20TH A	6
1	S	VA COMPUTER SCIENCE	US HIST 20TH B	1
1	S	VA COMPUTER SCIENCE	US HIST G&C A	4
1	S	VA COMPUTER SCIENCE	WHG: ANC CIV A	4
1	S	VA COMPUTER SCIENCE	WHG: MED/MOD A	4
1	S	VA COMPUTER SCIENCE	WHG: MOD WLD A	8
1	S	VA COMPUTER SCIENCE	WHG: MOD WLD B	2
1	S	VA COMPUTER SCIENCE	WLD HIST A EDGL	1
1	S	VA COMPUTER SCIENCE	WLD HIST B EDGL	1
1	S	VA LDSRP & PUB SRVC	AM LIT COMP	11
1	S	VA LDSRP & PUB SRVC	AM SIGN LNG 1A	7
1	S	VA LDSRP & PUB SRVC	AP ART HIS A	2
1	S	VA LDSRP & PUB SRVC	AP BIO A	2
1	S	VA LDSRP & PUB SRVC	AP CALC A EDGL	2
1	S	VA LDSRP & PUB SRVC	AP ENG LANG A	2
1	S	VA LDSRP & PUB SRVC	AP ENG LIT A	1
1	S	VA LDSRP & PUB SRVC	AP ENV SCI A	1
1	S	VA LDSRP & PUB SRVC	AP GOVT & POL	1
1	S	VA LDSRP & PUB SRVC	AP HUMAN GEO A	1
1	S	VA LDSRP & PUB SRVC	AP PSYCHOLOG A	3
1	S	VA LDSRP & PUB SRVC	AP STATISTICS A	1
1	S	VA LDSRP & PUB SRVC	AP US HIST A	1
1	S	VA LDSRP & PUB SRVC	BIOLOGY:LIVING EARTH A	10
1	S	VA LDSRP & PUB SRVC	CC ALGEBRA 1	9

***Count of Sufficiency means:** Each class (elementary schools) or section (secondary schools) has verified sufficiency per subject matter.

Board District	Region	School Name	Class/Section Name	*Count of Number of classes/sections verifying sufficiency
1	S	VA LDSRP & PUB SRVC	CC ALGEBRA 2A	10
1	S	VA LDSRP & PUB SRVC	CC ALGEBRA 2B	1
1	S	VA LDSRP & PUB SRVC	CC GEOMETRY A	11
1	S	VA LDSRP & PUB SRVC	CC GEOMETRY B	2
1	S	VA LDSRP & PUB SRVC	CC MATH 6A	3
1	S	VA LDSRP & PUB SRVC	CC MATH 7A	3
1	S	VA LDSRP & PUB SRVC	CC MATH 8A	3
1	S	VA LDSRP & PUB SRVC	CHEMISTRY:EARTH SYS A	12
1	S	VA LDSRP & PUB SRVC	ECONOMICS	1
1	S	VA LDSRP & PUB SRVC	ELD 10A	2
1	S	VA LDSRP & PUB SRVC	ELD 11A	2
1	S	VA LDSRP & PUB SRVC	ELD 12A	2
1	S	VA LDSRP & PUB SRVC	ELD 6A	1
1	S	VA LDSRP & PUB SRVC	ELD 7A	1
1	S	VA LDSRP & PUB SRVC	ELD 8A	1
1	S	VA LDSRP & PUB SRVC	ELD 9A	1
1	S	VA LDSRP & PUB SRVC	ENGLISH 10A	7
1	S	VA LDSRP & PUB SRVC	ENGLISH 10B	3
1	S	VA LDSRP & PUB SRVC	ENGLISH 6A	3
1	S	VA LDSRP & PUB SRVC	ENGLISH 7A	3
1	S	VA LDSRP & PUB SRVC	ENGLISH 8A	3
1	S	VA LDSRP & PUB SRVC	ENGLISH 9A	5
1	S	VA LDSRP & PUB SRVC	ENGLISH 9B	1
1	S	VA LDSRP & PUB SRVC	ENGLISH NON EQUIV COL	1
1	S	VA LDSRP & PUB SRVC	ERWC A	6
1	S	VA LDSRP & PUB SRVC	FORENSIC SC SH	2
1	S	VA LDSRP & PUB SRVC	FRENCH 1A	8

***Count of Sufficiency means:** Each class (elementary schools) or section (secondary schools) has verified sufficiency per subject matter.

Board District	Region	School Name	Class/Section Name	*Count of Number of classes/sections verifying sufficiency
1	S	VA LDSRP & PUB SRVC	FRENCH 2A	2
1	S	VA LDSRP & PUB SRVC	H ACC CC MATH 7A	1
1	S	VA LDSRP & PUB SRVC	H AM LIT COMP	2
1	S	VA LDSRP & PUB SRVC	H ART HIST AN A	12
1	S	VA LDSRP & PUB SRVC	H BIOLOGY:LIVING EARTH A	1
1	S	VA LDSRP & PUB SRVC	H CC ALGEBRA 1	1
1	S	VA LDSRP & PUB SRVC	H CC ALGEBRA 2A	1
1	S	VA LDSRP & PUB SRVC	H CC GEOMETRY A	1
1	S	VA LDSRP & PUB SRVC	H CHEMISTRY:EARTH SYS A	2
1	S	VA LDSRP & PUB SRVC	H ENGLISH 10A	1
1	S	VA LDSRP & PUB SRVC	H ENGLISH 6A	1
1	S	VA LDSRP & PUB SRVC	H ENGLISH 7A	1
1	S	VA LDSRP & PUB SRVC	H ENGLISH 8A	1
1	S	VA LDSRP & PUB SRVC	H ENGLISH 9A	1
1	S	VA LDSRP & PUB SRVC	H HGH ACC CC MATH 8/ALG1A	1
1	S	VA LDSRP & PUB SRVC	H INTEG SCIENCE 7	1
1	S	VA LDSRP & PUB SRVC	H INTEG SCIENCE 8A	1
1	S	VA LDSRP & PUB SRVC	H INTEGR SCIENCE 6A	1
1	S	VA LDSRP & PUB SRVC	H PHYSICS:THE UNIVERSE A	1
1	S	VA LDSRP & PUB SRVC	H PHYSIOLOGY A	1
1	S	VA LDSRP & PUB SRVC	H PRIN AM DEMOCR	1
1	S	VA LDSRP & PUB SRVC	H US HIST 20TH A	1
1	S	VA LDSRP & PUB SRVC	H US HIST G&C A	1
1	S	VA LDSRP & PUB SRVC	H WHG: MED/MOD A	1
1	S	VA LDSRP & PUB SRVC	H WHG: MOD WLD A	1
1	S	VA LDSRP & PUB SRVC	Health	12
1	S	VA LDSRP & PUB SRVC	HEALTH SH	9

***Count of Sufficiency means:** Each class (elementary schools) or section (secondary schools) has verified sufficiency per subject matter.

Board District	Region	School Name	Class/Section Name	*Count of Number of classes/sections verifying sufficiency
1	S	VA LDSRP & PUB SRVC	History/Social Science	12
1	S	VA LDSRP & PUB SRVC	INTEG SCIENCE 7	3
1	S	VA LDSRP & PUB SRVC	INTEGR SCIENCE 6A	3
1	S	VA LDSRP & PUB SRVC	INTEGR SCIENCE 8A	3
1	S	VA LDSRP & PUB SRVC	INTRO SPANISH	6
1	S	VA LDSRP & PUB SRVC	MAND 1A	4
1	S	VA LDSRP & PUB SRVC	MARINE SCI A	7
1	S	VA LDSRP & PUB SRVC	Mathematics	12
1	S	VA LDSRP & PUB SRVC	MS EXPLORG MUS A FP	5
1	S	VA LDSRP & PUB SRVC	PHYSICS:THE UNIVERSE A	8
1	S	VA LDSRP & PUB SRVC	PHYSIOLOGY A	7
1	S	VA LDSRP & PUB SRVC	PRIN AM DEMOCR	6
1	S	VA LDSRP & PUB SRVC	Reading/English Language Arts	12
1	S	VA LDSRP & PUB SRVC	Science	12
1	S	VA LDSRP & PUB SRVC	SPANISH 1A	14
1	S	VA LDSRP & PUB SRVC	SPANISH 2A	12
1	S	VA LDSRP & PUB SRVC	SPANISH 3A	8
1	S	VA LDSRP & PUB SRVC	STAT & PROB A	6
1	S	VA LDSRP & PUB SRVC	US HIST 20TH A	10
1	S	VA LDSRP & PUB SRVC	US HIST 20TH B	3
1	S	VA LDSRP & PUB SRVC	US HIST G&C A	3
1	S	VA LDSRP & PUB SRVC	WHG: ANC CIV A	3
1	S	VA LDSRP & PUB SRVC	WHG: MED/MOD A	3
1	S	VA LDSRP & PUB SRVC	WHG: MOD WLD A	8
1	S	VA LDSRP & PUB SRVC	WHG: MOD WLD B	2
1	S	VERMONT AVE EL	Health	23
1	S	VERMONT AVE EL	History/Social Science	23

***Count of Sufficiency means:** Each class (elementary schools) or section (secondary schools) has verified sufficiency per subject matter.

Board District	Region	School Name	Class/Section Name	*Count of Number of classes/sections verifying sufficiency
1	S	VERMONT AVE EL	Mathematics	23
1	S	VERMONT AVE EL	Reading/English Language Arts	23
1	S	VERMONT AVE EL	Science	23
1	S	VIEW PARK CONTN HS	BIOLOGY:LIVING EARTH A	3
1	S	VIEW PARK CONTN HS	BIOLOGY:LIVING EARTH B	2
1	S	VIEW PARK CONTN HS	CC ALG 2A EDGL	1
1	S	VIEW PARK CONTN HS	CC ALG 2B EDGL	1
1	S	VIEW PARK CONTN HS	CC ALGEBRA 2A	1
1	S	VIEW PARK CONTN HS	CC ALGEBRA 2B	2
1	S	VIEW PARK CONTN HS	CC GEOM A EDGL	1
1	S	VIEW PARK CONTN HS	CC GEOMETRY A	1
1	S	VIEW PARK CONTN HS	CC GEOMETRY B	2
1	S	VIEW PARK CONTN HS	CC YL ALGEBRA 1 EDGL	1
1	S	VIEW PARK CONTN HS	CC YL ALGEBRA 1 EDGP	1
1	S	VIEW PARK CONTN HS	CHEMISTRY:EARTH SYS B	1
1	S	VIEW PARK CONTN HS	ECONOMICS EDGL	1
1	S	VIEW PARK CONTN HS	HEALTH SH	1
1	S	VIEW PARK CONTN HS	INTRO SOCIO	1
1	S	VIEW PARK CONTN HS	SPANISH 1A EDGL	1
1	S	VIEW PARK CONTN HS	SPANISH 1B EDGL	2
1	S	VIEW PARK CONTN HS	SPANISH 2A EDGL	1
1	S	VIEW PARK CONTN HS	SPANISH 2B EDGL	2
1	S	WASHINGTON PC	Health	6
1	S	WASHINGTON PC	History/Social Science	6
1	S	WASHINGTON PC	Mathematics	6
1	S	WASHINGTON PC	Reading/English Language Arts	6
1	S	WASHINGTON PC	Science	6

***Count of Sufficiency means:** Each class (elementary schools) or section (secondary schools) has verified sufficiency per subject matter.

Board District	Region	School Name	Class/Section Name	*Count of Number of classes/sections verifying sufficiency
1	S	WASHINGTON PC DTS	Health	3
1	S	WASHINGTON PC DTS	History/Social Science	3
1	S	WASHINGTON PC DTS	Mathematics	3
1	S	WASHINGTON PC DTS	Reading/English Language Arts	3
1	S	WASHINGTON PC DTS	Science	3
1	S	WASHINGTON PREP SH	ACADEMIC ELD 3A	2
1	S	WASHINGTON PREP SH	ACADEMIC ELD 4A	1
1	S	WASHINGTON PREP SH	ADV ELD SH 2A	1
1	S	WASHINGTON PREP SH	ADV ELD SH A	1
1	S	WASHINGTON PREP SH	ADV SPEECH	1
1	S	WASHINGTON PREP SH	AFRO-AM STU	1
1	S	WASHINGTON PREP SH	AM LIT COMP	8
1	S	WASHINGTON PREP SH	AP BIO A	1
1	S	WASHINGTON PREP SH	AP COMP SCI PRIN A	1
1	S	WASHINGTON PREP SH	AP ENG LANG A	2
1	S	WASHINGTON PREP SH	AP ENG LIT A	1
1	S	WASHINGTON PREP SH	AP GOVT & POL	1
1	S	WASHINGTON PREP SH	AP SEMINAR A	1
1	S	WASHINGTON PREP SH	AP SPAN LIT A	1
1	S	WASHINGTON PREP SH	AP SPAN LNG A	2
1	S	WASHINGTON PREP SH	AP ST ART DR A	1
1	S	WASHINGTON PREP SH	AP US HIST A	2
1	S	WASHINGTON PREP SH	AP WLD HIST A	1
1	S	WASHINGTON PREP SH	BIOLOGY:LIVING EARTH A	10
1	S	WASHINGTON PREP SH	BIOLOGY:LIVING EARTH B	1
1	S	WASHINGTON PREP SH	CC ALG 1 TUT LAB A	4
1	S	WASHINGTON PREP SH	CC ALGEBRA 1	8

***Count of Sufficiency means:** Each class (elementary schools) or section (secondary schools) has verified sufficiency per subject matter.

Board District	Region	School Name	Class/Section Name	*Count of Number of classes/sections verifying sufficiency
1	S	WASHINGTON PREP SH	CC ALGEBRA 2A	6
1	S	WASHINGTON PREP SH	CC GEOMETRY A	10
1	S	WASHINGTON PREP SH	CC GEOMETRY B	1
1	S	WASHINGTON PREP SH	CHEMISTRY:EARTH SYS A	8
1	S	WASHINGTON PREP SH	CHEMISTRY:EARTH SYS B	1
1	S	WASHINGTON PREP SH	CONS MATH A	1
1	S	WASHINGTON PREP SH	DEV MATH SH A	1
1	S	WASHINGTON PREP SH	DEV READ HS A	1
1	S	WASHINGTON PREP SH	ECONOMICS	1
1	S	WASHINGTON PREP SH	ELD 1A	2
1	S	WASHINGTON PREP SH	ELD 2A	4
1	S	WASHINGTON PREP SH	ENGLISH 10A	12
1	S	WASHINGTON PREP SH	ENGLISH 10B	7
1	S	WASHINGTON PREP SH	ENGLISH 9A	13
1	S	WASHINGTON PREP SH	ENGLISH 9B	7
1	S	WASHINGTON PREP SH	ERWC A	6
1	S	WASHINGTON PREP SH	FINANCIAL ALGEBRA 2A	2
1	S	WASHINGTON PREP SH	FOUND OF FOODS & NUTR A	4
1	S	WASHINGTON PREP SH	H BIOLOGY:LIVING EARTH A	1
1	S	WASHINGTON PREP SH	H CC ALGEBRA 2A	1
1	S	WASHINGTON PREP SH	H CC GEOMETRY A	1
1	S	WASHINGTON PREP SH	H CHEMISTRY:EARTH SYS A	1
1	S	WASHINGTON PREP SH	H ENGLISH 10A	2
1	S	WASHINGTON PREP SH	H ENGLISH 9A	1
1	S	WASHINGTON PREP SH	H MODERN LIT	1
1	S	WASHINGTON PREP SH	H PHYSICS:THE UNIVERSE A	1
1	S	WASHINGTON PREP SH	H PRECALC A	1

***Count of Sufficiency means:** Each class (elementary schools) or section (secondary schools) has verified sufficiency per subject matter.

Board District	Region	School Name	Class/Section Name	*Count of Number of classes/sections verifying sufficiency
1	S	WASHINGTON PREP SH	H PRIN AM DEMOCR	1
1	S	WASHINGTON PREP SH	H US HIST 20TH A	1
1	S	WASHINGTON PREP SH	H WHG: MOD WLD A	1
1	S	WASHINGTON PREP SH	HEALTH SH	6
1	S	WASHINGTON PREP SH	HUMANITIES A	4
1	S	WASHINGTON PREP SH	INTERACTIONS A	2
1	S	WASHINGTON PREP SH	INTRO PSYCH	2
1	S	WASHINGTON PREP SH	INTRO SOCIO	1
1	S	WASHINGTON PREP SH	INTRO TO ETHNIC STUDIES	1
1	S	WASHINGTON PREP SH	L & L EL SH 2A	1
1	S	WASHINGTON PREP SH	L & L EL SH A	1
1	S	WASHINGTON PREP SH	LANG SKLS SH A	2
1	S	WASHINGTON PREP SH	LAW YOUTH	1
1	S	WASHINGTON PREP SH	PHYSICS:THE UNIVERSE A	1
1	S	WASHINGTON PREP SH	PHYSIOLOGY A	5
1	S	WASHINGTON PREP SH	PRECALC A	2
1	S	WASHINGTON PREP SH	PRIN AM DEMOCR	5
1	S	WASHINGTON PREP SH	SPAN SP 1A	2
1	S	WASHINGTON PREP SH	SPAN SP 2A	3
1	S	WASHINGTON PREP SH	SPANISH 1A	3
1	S	WASHINGTON PREP SH	SPANISH 2A	5
1	S	WASHINGTON PREP SH	SPANISH 3A	2
1	S	WASHINGTON PREP SH	STAT & PROB A	1
1	S	WASHINGTON PREP SH	STRATGC LIT 1A	1
1	S	WASHINGTON PREP SH	US HIST 20TH A	10
1	S	WASHINGTON PREP SH	US HIST 20TH B	2
1	S	WASHINGTON PREP SH	WHG: MOD WLD A	15

***Count of Sufficiency means:** Each class (elementary schools) or section (secondary schools) has verified sufficiency per subject matter.

Board District	Region	School Name	Class/Section Name	*Count of Number of classes/sections verifying sufficiency
1	S	WASHINGTON PREP SH	WHG: MOD WLD B	7
1	S	WEEMES EL	Health	28
1	S	WEEMES EL	History/Social Science	28
1	S	WEEMES EL	Mathematics	28
1	S	WEEMES EL	Reading/English Language Arts	28
1	S	WEEMES EL	Science	28
1	S	WEST ATHENS EL	Health	32
1	S	WEST ATHENS EL	History/Social Science	32
1	S	WEST ATHENS EL	Mathematics	32
1	S	WEST ATHENS EL	Reading/English Language Arts	32
1	S	WEST ATHENS EL	Science	32
1	S	WESTERN AV TECH MAG	ACAD LIT MS 7A	2
1	S	WESTERN AV TECH MAG	CC MATH 6 TUT LAB A	2
1	S	WESTERN AV TECH MAG	CC MATH 6A	2
1	S	WESTERN AV TECH MAG	CC MATH 7 TUT LAB A	2
1	S	WESTERN AV TECH MAG	CC MATH 7A	2
1	S	WESTERN AV TECH MAG	CC MATH 8 TUT LAB A	2
1	S	WESTERN AV TECH MAG	CC MATH 8A	2
1	S	WESTERN AV TECH MAG	DEV READ MS A	2
1	S	WESTERN AV TECH MAG	ELD 6A	1
1	S	WESTERN AV TECH MAG	ELD 7A	1
1	S	WESTERN AV TECH MAG	ELD 8A	1
1	S	WESTERN AV TECH MAG	ENGLISH 6A	2
1	S	WESTERN AV TECH MAG	ENGLISH 7A	2
1	S	WESTERN AV TECH MAG	ENGLISH 8A	2
1	S	WESTERN AV TECH MAG	ETHN STUDIES-IDTY&CMTY	1
1	S	WESTERN AV TECH MAG	Health	23

***Count of Sufficiency means:** Each class (elementary schools) or section (secondary schools) has verified sufficiency per subject matter.

Board District	Region	School Name	Class/Section Name	*Count of Number of classes/sections verifying sufficiency
1	S	WESTERN AV TECH MAG	History/Social Science	23
1	S	WESTERN AV TECH MAG	INTEG SCIENCE 7	2
1	S	WESTERN AV TECH MAG	INTEGR SCIENCE 6A	2
1	S	WESTERN AV TECH MAG	INTEGR SCIENCE 8A	2
1	S	WESTERN AV TECH MAG	JOURNALS MS A	1
1	S	WESTERN AV TECH MAG	Mathematics	23
1	S	WESTERN AV TECH MAG	MS INT NEW ELD A	2
1	S	WESTERN AV TECH MAG	Reading/English Language Arts	23
1	S	WESTERN AV TECH MAG	Science	23
1	S	WESTERN AV TECH MAG	US HIST G&C A	2
1	S	WESTERN AV TECH MAG	WHG: ANC CIV A	2
1	S	WESTERN AV TECH MAG	WHG: MED/MOD A	2
1	S	WOODCREST EL	Health	31
1	S	WOODCREST EL	History/Social Science	31
1	S	WOODCREST EL	Mathematics	31
1	S	WOODCREST EL	Reading/English Language Arts	31
1	S	WOODCREST EL	Science	31
1	S	YES ACADEMY	Health	29
1	S	YES ACADEMY	History/Social Science	29
1	S	YES ACADEMY	Mathematics	29
1	S	YES ACADEMY	Reading/English Language Arts	29
1	S	YES ACADEMY	Science	29
1	S	YOUNG HS	ACADEMIC ELD 3A	3
1	S	YOUNG HS	ACADEMIC ELD 3B	1
1	S	YOUNG HS	ACADEMIC ELD 4A	1
1	S	YOUNG HS	AM LIT COMP	4
1	S	YOUNG HS	BIOLOGY:LIVING EARTH A	2

***Count of Sufficiency means:** Each class (elementary schools) or section (secondary schools) has verified sufficiency per subject matter.

Board District	Region	School Name	Class/Section Name	*Count of Number of classes/sections verifying sufficiency
1	S	YOUNG HS	BIOLOGY:LIVING EARTH B	2
1	S	YOUNG HS	CC ALGEBRA 1	3
1	S	YOUNG HS	CC ALGEBRA 2A	2
1	S	YOUNG HS	CC ALGEBRA 2B	2
1	S	YOUNG HS	CC GEOMETRY A	2
1	S	YOUNG HS	CHEMISTRY:EARTH SYS A	1
1	S	YOUNG HS	CHEMISTRY:EARTH SYS B	3
1	S	YOUNG HS	ECONOMICS	3
1	S	YOUNG HS	ENGLISH 10A	4
1	S	YOUNG HS	ENGLISH 10B	3
1	S	YOUNG HS	ENGLISH 9A	4
1	S	YOUNG HS	ENGLISH 9B	3
1	S	YOUNG HS	EXPOS COMP	3
1	S	YOUNG HS	HEALTH SH	1
1	S	YOUNG HS	MODERN LIT	2
1	S	YOUNG HS	PRIN AM DEMOCR	2
1	S	YOUNG HS	US HIST 20TH A	3
1	S	YOUNG HS	US HIST 20TH B	2
1	S	YOUNG HS	WHG: MOD WLD A	2
1	S	YOUNG HS	WHG: MOD WLD B	4
1	S	YTH OPP UNLTD ALT HS	ADV ELD SH 2A	1
1	S	YTH OPP UNLTD ALT HS	ADV ELD SH 2B	1
1	S	YTH OPP UNLTD ALT HS	AM LIT COMP	1
1	S	YTH OPP UNLTD ALT HS	BIOLOGY:LIVING EARTH A	2
1	S	YTH OPP UNLTD ALT HS	BIOLOGY:LIVING EARTH B	2
1	S	YTH OPP UNLTD ALT HS	BRITISH LIT EDGP	1
1	S	YTH OPP UNLTD ALT HS	CC ALGEBRA 1	1

***Count of Sufficiency means:** Each class (elementary schools) or section (secondary schools) has verified sufficiency per subject matter.

Board District	Region	School Name	Class/Section Name	*Count of Number of classes/sections verifying sufficiency
1	S	YTH OPP UNLTD ALT HS	CC ALGEBRA 2A	2
1	S	YTH OPP UNLTD ALT HS	CC ALGEBRA 2B	2
1	S	YTH OPP UNLTD ALT HS	CC GEOMETRY A	3
1	S	YTH OPP UNLTD ALT HS	CC GEOMETRY B	3
1	S	YTH OPP UNLTD ALT HS	CHEM IN EAR SYS A EDGL	1
1	S	YTH OPP UNLTD ALT HS	CHEMISTRY:EARTH SYS A	1
1	S	YTH OPP UNLTD ALT HS	CHEMISTRY:EARTH SYS B	1
1	S	YTH OPP UNLTD ALT HS	ECONOMICS	1
1	S	YTH OPP UNLTD ALT HS	ENGLISH 10A	1
1	S	YTH OPP UNLTD ALT HS	ENGLISH 10B	1
1	S	YTH OPP UNLTD ALT HS	ENGLISH 9A	1
1	S	YTH OPP UNLTD ALT HS	ENGLISH 9B	1
1	S	YTH OPP UNLTD ALT HS	EXPOS COMP	1
1	S	YTH OPP UNLTD ALT HS	INTRO TO ETHNIC STUDIES	1
1	S	YTH OPP UNLTD ALT HS	PRIN AM DEM EDGP	1
1	S	YTH OPP UNLTD ALT HS	PRIN AM DEMOCR	1
1	S	YTH OPP UNLTD ALT HS	PSYCH A EDGL	5
1	S	YTH OPP UNLTD ALT HS	PSYCH B EDGL	1
1	S	YTH OPP UNLTD ALT HS	SOCIO EDGL	6
1	S	YTH OPP UNLTD ALT HS	SPANISH 1A	1
1	S	YTH OPP UNLTD ALT HS	SPANISH 1B	1
1	S	YTH OPP UNLTD ALT HS	SPANISH 1B EDGL	1
1	S	YTH OPP UNLTD ALT HS	SPANISH 2A	2
1	S	YTH OPP UNLTD ALT HS	SPANISH 2B	1
1	S	YTH OPP UNLTD ALT HS	SPANISH 2B EDGL	1
1	S	YTH OPP UNLTD ALT HS	US HIST 20TH A	2
1	S	YTH OPP UNLTD ALT HS	US HIST 20TH B	2

***Count of Sufficiency means:** Each class (elementary schools) or section (secondary schools) has verified sufficiency per subject matter.

Board District	Region	School Name	Class/Section Name	*Count of Number of classes/sections verifying sufficiency
1	S	YTH OPP UNLTD ALT HS	WHG: MOD WLD A	1
1	S	YTH OPP UNLTD ALT HS	WHG: MOD WLD B	1
1	S	YTH OPP UNLTD ALT HS	WORLD LIT	1
1	W	54TH ST EL	Health	15
1	W	54TH ST EL	History/Social Science	15
1	W	54TH ST EL	Mathematics	15
1	W	54TH ST EL	Reading/English Language Arts	15
1	W	54TH ST EL	Science	15
1	W	6TH AVE EL	Health	16
1	W	6TH AVE EL	History/Social Science	16
1	W	6TH AVE EL	Mathematics	16
1	W	6TH AVE EL	Reading/English Language Arts	16
1	W	6TH AVE EL	Science	16
1	W	6TH AVE EL DTS	Health	7
1	W	6TH AVE EL DTS	History/Social Science	7
1	W	6TH AVE EL DTS	Mathematics	7
1	W	6TH AVE EL DTS	Reading/English Language Arts	7
1	W	6TH AVE EL DTS	Science	7
1	W	ALTA LOMA EL	Health	21
1	W	ALTA LOMA EL	History/Social Science	21
1	W	ALTA LOMA EL	Mathematics	21
1	W	ALTA LOMA EL	Reading/English Language Arts	21
1	W	ALTA LOMA EL	Science	21
1	W	ALTA LOMA EL DTS	Health	7
1	W	ALTA LOMA EL DTS	History/Social Science	7
1	W	ALTA LOMA EL DTS	Mathematics	7
1	W	ALTA LOMA EL DTS	Reading/English Language Arts	7

***Count of Sufficiency means:** Each class (elementary schools) or section (secondary schools) has verified sufficiency per subject matter.

Board District	Region	School Name	Class/Section Name	*Count of Number of classes/sections verifying sufficiency
1	W	ALTA LOMA EL DTS	Science	7
1	W	ANGELES MESA EL	Health	11
1	W	ANGELES MESA EL	History/Social Science	11
1	W	ANGELES MESA EL	Mathematics	11
1	W	ANGELES MESA EL	Reading/English Language Arts	11
1	W	ANGELES MESA EL	Science	11
1	W	ANGELES MSA DREAMS MG	Health	5
1	W	ANGELES MSA DREAMS MG	History/Social Science	5
1	W	ANGELES MSA DREAMS MG	Mathematics	5
1	W	ANGELES MSA DREAMS MG	Reading/English Language Arts	5
1	W	ANGELES MSA DREAMS MG	Science	5
1	W	ARLINGTON HTS DTS	Health	5
1	W	ARLINGTON HTS DTS	History/Social Science	5
1	W	ARLINGTON HTS DTS	Mathematics	5
1	W	ARLINGTON HTS DTS	Reading/English Language Arts	5
1	W	ARLINGTON HTS DTS	Science	5
1	W	ARLINGTON HTS EL	Health	14
1	W	ARLINGTON HTS EL	History/Social Science	14
1	W	ARLINGTON HTS EL	Mathematics	14
1	W	ARLINGTON HTS EL	Reading/English Language Arts	14
1	W	ARLINGTON HTS EL	Science	14
1	W	BALDWIN HILLS EL	Health	20
1	W	BALDWIN HILLS EL	History/Social Science	20
1	W	BALDWIN HILLS EL	Mathematics	20
1	W	BALDWIN HILLS EL	Reading/English Language Arts	20
1	W	BALDWIN HILLS EL	Science	20
1	W	BLDWN HLS GIFTED MAG	Health	9

***Count of Sufficiency means:** Each class (elementary schools) or section (secondary schools) has verified sufficiency per subject matter.

Board District	Region	School Name	Class/Section Name	*Count of Number of classes/sections verifying sufficiency
1	W	BLDWN HLS GIFTED MAG	History/Social Science	9
1	W	BLDWN HLS GIFTED MAG	Mathematics	9
1	W	BLDWN HLS GIFTED MAG	Reading/English Language Arts	9
1	W	BLDWN HLS GIFTED MAG	Science	9
1	W	BRIGHT EL	Health	20
1	W	BRIGHT EL	History/Social Science	20
1	W	BRIGHT EL	Mathematics	20
1	W	BRIGHT EL	Reading/English Language Arts	20
1	W	BRIGHT EL	Science	20
1	W	BURROUGHS MS	ADV ELD MS 1A	3
1	W	BURROUGHS MS	ADV ELD MS 2A	2
1	W	BURROUGHS MS	B READ MS A	1
1	W	BURROUGHS MS	CC GEOMETRY A	1
1	W	BURROUGHS MS	CC MATH 6A	16
1	W	BURROUGHS MS	CC MATH 7A	8
1	W	BURROUGHS MS	CC MATH 8A	13
1	W	BURROUGHS MS	DEV ELS MS A	2
1	W	BURROUGHS MS	DEV READ MS A	2
1	W	BURROUGHS MS	ELD 1A	2
1	W	BURROUGHS MS	ELD 2A	2
1	W	BURROUGHS MS	ELD MS 3A	2
1	W	BURROUGHS MS	ELD MS 4A	2
1	W	BURROUGHS MS	ENG ALT CUR 6A	1
1	W	BURROUGHS MS	ENG ALT CUR 7A	1
1	W	BURROUGHS MS	ENG ALT CUR 8A	1
1	W	BURROUGHS MS	ENGLISH 6A	13
1	W	BURROUGHS MS	ENGLISH 7A	14

***Count of Sufficiency means:** Each class (elementary schools) or section (secondary schools) has verified sufficiency per subject matter.

Board District	Region	School Name	Class/Section Name	*Count of Number of classes/sections verifying sufficiency
1	W	BURROUGHS MS	ENGLISH 8A	15
1	W	BURROUGHS MS	ETHN STUDIES-IDTY&CMTY	2
1	W	BURROUGHS MS	FRENCH 1A	1
1	W	BURROUGHS MS	H ACC CC ALG 1A	3
1	W	BURROUGHS MS	H ACC CC MATH 7A	2
1	W	BURROUGHS MS	H ENGLISH 6A	4
1	W	BURROUGHS MS	H ENGLISH 7A	2
1	W	BURROUGHS MS	H ENGLISH 8A	2
1	W	BURROUGHS MS	H HGH ACC CC MATH 6/7A	1
1	W	BURROUGHS MS	H HGH ACC CC MATH 8/ALG1A	1
1	W	BURROUGHS MS	H INTEG SCIENCE 8A	3
1	W	BURROUGHS MS	H INTEGR SCIENCE 6A	4
1	W	BURROUGHS MS	H US HIST G&C A	3
1	W	BURROUGHS MS	H WHG: ANC CIV A	4
1	W	BURROUGHS MS	H WHG: MED/MOD A	3
1	W	BURROUGHS MS	HEALTH JH	16
1	W	BURROUGHS MS	INTEGR SCIENCE 6A	13
1	W	BURROUGHS MS	INTEGR SCIENCE 8A	14
1	W	BURROUGHS MS	KOREAN 1A	1
1	W	BURROUGHS MS	KOREAN 2A	1
1	W	BURROUGHS MS	KOREAN CLT INTERM 1A	1
1	W	BURROUGHS MS	L & L EL MS 1A	2
1	W	BURROUGHS MS	SCI/HLT AC 6A	1
1	W	BURROUGHS MS	SP LANG/CUL INTERM SP A	1
1	W	BURROUGHS MS	SPAN SP 1A	3
1	W	BURROUGHS MS	SPAN SP 2A	1
1	W	BURROUGHS MS	SPANISH 1A	3

***Count of Sufficiency means:** Each class (elementary schools) or section (secondary schools) has verified sufficiency per subject matter.

Board District	Region	School Name	Class/Section Name	*Count of Number of classes/sections verifying sufficiency
1	W	BURROUGHS MS	US HIST G&C A	17
1	W	BURROUGHS MS	WHG: ANC CIV A	15
1	W	BURROUGHS MS	WHG: MED/MOD A	16
1	W	CANFIELD AVE EL	Health	21
1	W	CANFIELD AVE EL	History/Social Science	21
1	W	CANFIELD AVE EL	Mathematics	21
1	W	CANFIELD AVE EL	Reading/English Language Arts	21
1	W	CANFIELD AVE EL	Science	21
1	W	CARSON-GORE ACADEMY	Health	23
1	W	CARSON-GORE ACADEMY	History/Social Science	23
1	W	CARSON-GORE ACADEMY	Mathematics	23
1	W	CARSON-GORE ACADEMY	Reading/English Language Arts	23
1	W	CARSON-GORE ACADEMY	Science	23
1	W	CARSON-GORE DTS	Health	5
1	W	CARSON-GORE DTS	History/Social Science	5
1	W	CARSON-GORE DTS	Mathematics	5
1	W	CARSON-GORE DTS	Reading/English Language Arts	5
1	W	CARSON-GORE DTS	Science	5
1	W	CARTHAY EL ES MAG	Health	17
1	W	CARTHAY EL ES MAG	History/Social Science	17
1	W	CARTHAY EL ES MAG	Mathematics	17
1	W	CARTHAY EL ES MAG	Reading/English Language Arts	17
1	W	CARTHAY EL ES MAG	Science	17
1	W	CASTLE HTS EL	Health	18
1	W	CASTLE HTS EL	History/Social Science	18
1	W	CASTLE HTS EL	Mathematics	18
1	W	CASTLE HTS EL	Reading/English Language Arts	18

***Count of Sufficiency means:** Each class (elementary schools) or section (secondary schools) has verified sufficiency per subject matter.

Board District	Region	School Name	Class/Section Name	*Count of Number of classes/sections verifying sufficiency
1	W	CASTLE HTS EL	Science	18
1	W	CASTLE HTS EL DWS	Health	6
1	W	CASTLE HTS EL DWS	History/Social Science	6
1	W	CASTLE HTS EL DWS	Mathematics	6
1	W	CASTLE HTS EL DWS	Reading/English Language Arts	6
1	W	CASTLE HTS EL DWS	Science	6
1	W	CHARNOCK ROAD EL	Health	26
1	W	CHARNOCK ROAD EL	History/Social Science	26
1	W	CHARNOCK ROAD EL	Mathematics	26
1	W	CHARNOCK ROAD EL	Reading/English Language Arts	26
1	W	CHARNOCK ROAD EL	Science	26
1	W	CHEVIOT HILLS HS	BIOLOGY:LIVING EARTH A	3
1	W	CHEVIOT HILLS HS	BIOLOGY:LIVING EARTH B	3
1	W	CHEVIOT HILLS HS	CC ALGEBRA 1	2
1	W	CHEVIOT HILLS HS	CC ALGEBRA 2A	3
1	W	CHEVIOT HILLS HS	CC ALGEBRA 2B	1
1	W	CHEVIOT HILLS HS	CC GEOMETRY A	3
1	W	CHEVIOT HILLS HS	CC GEOMETRY B	3
1	W	CHEVIOT HILLS HS	CHEMISTRY:EARTH SYS A	3
1	W	CHEVIOT HILLS HS	CHEMISTRY:EARTH SYS B	3
1	W	CHEVIOT HILLS HS	ECONOMICS	4
1	W	CHEVIOT HILLS HS	FINANCIAL ALGEBRA 2B	1
1	W	CHEVIOT HILLS HS	FRENCH 1A	1
1	W	CHEVIOT HILLS HS	FRENCH 1B	1
1	W	CHEVIOT HILLS HS	HEALTH SH	1
1	W	CHEVIOT HILLS HS	INTERACTIONS B	1
1	W	CHEVIOT HILLS HS	PHYSICS:THE UNIVERSE A	1

***Count of Sufficiency means:** Each class (elementary schools) or section (secondary schools) has verified sufficiency per subject matter.

Board District	Region	School Name	Class/Section Name	*Count of Number of classes/sections verifying sufficiency
1	W	CHEVIOT HILLS HS	PHYSICS:THE UNIVERSE B	1
1	W	CHEVIOT HILLS HS	PRIN AM DEMOCR	3
1	W	CHEVIOT HILLS HS	SPANISH 1A	4
1	W	CHEVIOT HILLS HS	SPANISH 1B	3
1	W	CHEVIOT HILLS HS	SPANISH 2A	2
1	W	CHEVIOT HILLS HS	SPANISH 2B	2
1	W	CHEVIOT HILLS HS	US HIST 20TH A	4
1	W	CHEVIOT HILLS HS	US HIST 20TH B	4
1	W	CHEVIOT HILLS HS	WHG: MOD WLD A	3
1	W	CHEVIOT HILLS HS	WHG: MOD WLD B	3
1	W	CIENEGA EL	Health	22
1	W	CIENEGA EL	History/Social Science	22
1	W	CIENEGA EL	Mathematics	22
1	W	CIENEGA EL	Reading/English Language Arts	22
1	W	CIENEGA EL	Science	22
1	W	CIENEGA EL DTS	Health	6
1	W	CIENEGA EL DTS	History/Social Science	6
1	W	CIENEGA EL DTS	Mathematics	6
1	W	CIENEGA EL DTS	Reading/English Language Arts	6
1	W	CIENEGA EL DTS	Science	6
1	W	CLOVER AVE EL	Health	20
1	W	CLOVER AVE EL	History/Social Science	20
1	W	CLOVER AVE EL	Mathematics	20
1	W	CLOVER AVE EL	Reading/English Language Arts	20
1	W	CLOVER AVE EL	Science	20
1	W	COCHRAN MS	ADV ELD MS 1A	1
1	W	COCHRAN MS	ADV ELD MS 2A	1

***Count of Sufficiency means:** Each class (elementary schools) or section (secondary schools) has verified sufficiency per subject matter.

Board District	Region	School Name	Class/Section Name	*Count of Number of classes/sections verifying sufficiency
1	W	COCHRAN MS	CC MATH 6A	8
1	W	COCHRAN MS	CC MATH 7A	8
1	W	COCHRAN MS	CC MATH 8A	7
1	W	COCHRAN MS	DEV ELS MS A	4
1	W	COCHRAN MS	DEV MATH MS A	1
1	W	COCHRAN MS	DEV READ MS A	2
1	W	COCHRAN MS	ELD 1A	2
1	W	COCHRAN MS	ELD 2A	2
1	W	COCHRAN MS	ELD MS 3A	1
1	W	COCHRAN MS	ELD MS 4A	1
1	W	COCHRAN MS	ENG ALT CUR 6A	1
1	W	COCHRAN MS	ENG ALT CUR 7A	1
1	W	COCHRAN MS	ENG ALT CUR 8A	1
1	W	COCHRAN MS	ENGLISH 6A	7
1	W	COCHRAN MS	ENGLISH 7A	7
1	W	COCHRAN MS	ENGLISH 8A	6
1	W	COCHRAN MS	ETHN STUDIES-IDTY&CMTY	1
1	W	COCHRAN MS	H ACC CC ALG 1A	1
1	W	COCHRAN MS	H ACC CC MATH 7A	1
1	W	COCHRAN MS	H ENGLISH 6A	1
1	W	COCHRAN MS	H ENGLISH 7A	1
1	W	COCHRAN MS	H ENGLISH 8A	1
1	W	COCHRAN MS	H INTEG SCIENCE 7	1
1	W	COCHRAN MS	H INTEG SCIENCE 8A	1
1	W	COCHRAN MS	H INTEGR SCIENCE 6A	1
1	W	COCHRAN MS	H US HIST G&C A	1
1	W	COCHRAN MS	H WHG: ANC CIV A	1

***Count of Sufficiency means:** Each class (elementary schools) or section (secondary schools) has verified sufficiency per subject matter.

Board District	Region	School Name	Class/Section Name	*Count of Number of classes/sections verifying sufficiency
1	W	COCHRAN MS	H WHG: MED/MOD A	1
1	W	COCHRAN MS	INTEG SCIENCE 7	8
1	W	COCHRAN MS	INTEGR SCIENCE 6A	7
1	W	COCHRAN MS	INTEGR SCIENCE 8A	6
1	W	COCHRAN MS	INTRO PHYS COMPUTING A MS	2
1	W	COCHRAN MS	INTRO SPANISH	1
1	W	COCHRAN MS	L & L EL MS 1A	1
1	W	COCHRAN MS	L & L EL MS 2A	2
1	W	COCHRAN MS	SCI/HLT AC 6A	1
1	W	COCHRAN MS	SCI/HLT AC 7	1
1	W	COCHRAN MS	SP LANG/CUL INTERM SP A	1
1	W	COCHRAN MS	SPANISH 1A	3
1	W	COCHRAN MS	SPANISH 2A	1
1	W	COCHRAN MS	US HIST G&C A	6
1	W	COCHRAN MS	WHG: ANC CIV A	7
1	W	COCHRAN MS	WHG: MED/MOD A	8
1	W	CRESCENT HTS BL EL MG	Health	12
1	W	CRESCENT HTS BL EL MG	History/Social Science	12
1	W	CRESCENT HTS BL EL MG	Mathematics	12
1	W	CRESCENT HTS BL EL MG	Reading/English Language Arts	12
1	W	CRESCENT HTS BL EL MG	Science	12
1	W	GAL KING SCH FOR STEM	ADV COMP	2
1	W	GAL KING SCH FOR STEM	ADV ELD MS 1A	1
1	W	GAL KING SCH FOR STEM	ADV ELD MS 2A	1
1	W	GAL KING SCH FOR STEM	ADV ELD SH 2A	1
1	W	GAL KING SCH FOR STEM	AM LIT COMP	1
1	W	GAL KING SCH FOR STEM	AP AFRICAN-AM STU A	1

***Count of Sufficiency means:** Each class (elementary schools) or section (secondary schools) has verified sufficiency per subject matter.

Board District	Region	School Name	Class/Section Name	*Count of Number of classes/sections verifying sufficiency
1	W	GAL KING SCH FOR STEM	AP BIO A	3
1	W	GAL KING SCH FOR STEM	AP CALCULUS A	1
1	W	GAL KING SCH FOR STEM	AP CHEMISTRY A	1
1	W	GAL KING SCH FOR STEM	AP COMP SC A A	1
1	W	GAL KING SCH FOR STEM	AP COMP SCI PRIN A	3
1	W	GAL KING SCH FOR STEM	AP ENG LANG A	3
1	W	GAL KING SCH FOR STEM	AP ENG LIT A	1
1	W	GAL KING SCH FOR STEM	AP ENV SCI A	2
1	W	GAL KING SCH FOR STEM	AP GOVT & POL	1
1	W	GAL KING SCH FOR STEM	AP PHYSICS 1A	1
1	W	GAL KING SCH FOR STEM	AP PSYCHOLOG A	2
1	W	GAL KING SCH FOR STEM	AP RESEARCH A	2
1	W	GAL KING SCH FOR STEM	AP SEMINAR A	2
1	W	GAL KING SCH FOR STEM	AP STATISTICS A	2
1	W	GAL KING SCH FOR STEM	AP US HIST A	3
1	W	GAL KING SCH FOR STEM	AP WLD HIST A	4
1	W	GAL KING SCH FOR STEM	BIOLOGY:LIVING EARTH A	2
1	W	GAL KING SCH FOR STEM	CC ALG 2 TUT LAB A	1
1	W	GAL KING SCH FOR STEM	CC ALGEBRA 1	2
1	W	GAL KING SCH FOR STEM	CC ALGEBRA 2A	4
1	W	GAL KING SCH FOR STEM	CC GEOMETRY A	3
1	W	GAL KING SCH FOR STEM	CC MATH 6 TUT LAB A	1
1	W	GAL KING SCH FOR STEM	CC MATH 6A	4
1	W	GAL KING SCH FOR STEM	CC MATH 7 TUT LAB A	2
1	W	GAL KING SCH FOR STEM	CC MATH 7A	2
1	W	GAL KING SCH FOR STEM	CC MATH 8 TUT LAB A	2
1	W	GAL KING SCH FOR STEM	CC MATH 8A	2

***Count of Sufficiency means:** Each class (elementary schools) or section (secondary schools) has verified sufficiency per subject matter.

Board District	Region	School Name	Class/Section Name	*Count of Number of classes/sections verifying sufficiency
1	W	GAL KING SCH FOR STEM	CONSTITN LAW A	1
1	W	GAL KING SCH FOR STEM	DEV READ HS A	1
1	W	GAL KING SCH FOR STEM	DEV READ MS A	1
1	W	GAL KING SCH FOR STEM	ENGINEERING DYN A	2
1	W	GAL KING SCH FOR STEM	ENGLISH 10A	4
1	W	GAL KING SCH FOR STEM	ENGLISH 6A	4
1	W	GAL KING SCH FOR STEM	ENGLISH 7A	5
1	W	GAL KING SCH FOR STEM	ENGLISH 8A	5
1	W	GAL KING SCH FOR STEM	ENGLISH 9A	4
1	W	GAL KING SCH FOR STEM	EXPLORATN SCI	1
1	W	GAL KING SCH FOR STEM	GEOGRAPHY FOR MS A	1
1	W	GAL KING SCH FOR STEM	H ACC CC ALG 1A	3
1	W	GAL KING SCH FOR STEM	H ACC CC MATH 7A	3
1	W	GAL KING SCH FOR STEM	H US HIST 20TH A	3
1	W	GAL KING SCH FOR STEM	H WHG: MOD WLD A	1
1	W	GAL KING SCH FOR STEM	HEALTH SH	2
1	W	GAL KING SCH FOR STEM	INT DATA SCI A	2
1	W	GAL KING SCH FOR STEM	INTEG SCIENCE 7	3
1	W	GAL KING SCH FOR STEM	INTEGR SCIENCE 6A	4
1	W	GAL KING SCH FOR STEM	INTEGR SCIENCE 8A	5
1	W	GAL KING SCH FOR STEM	INTRO SOCIO	1
1	W	GAL KING SCH FOR STEM	INTRO TO ETHNIC STUDIES	2
1	W	GAL KING SCH FOR STEM	LAT AM STU	1
1	W	GAL KING SCH FOR STEM	MAND 1A	1
1	W	GAL KING SCH FOR STEM	MAND 1B	1
1	W	GAL KING SCH FOR STEM	MAND 2A	1
1	W	GAL KING SCH FOR STEM	MAND 2B	1

***Count of Sufficiency means:** Each class (elementary schools) or section (secondary schools) has verified sufficiency per subject matter.

Board District	Region	School Name	Class/Section Name	*Count of Number of classes/sections verifying sufficiency
1	W	GAL KING SCH FOR STEM	MARINE BIO A	1
1	W	GAL KING SCH FOR STEM	PHYSICS:THE UNIVERSE A	2
1	W	GAL KING SCH FOR STEM	PRECALC A	2
1	W	GAL KING SCH FOR STEM	PRIN AM DEMOCR	2
1	W	GAL KING SCH FOR STEM	SPANISH 1A	5
1	W	GAL KING SCH FOR STEM	SPANISH 2A	4
1	W	GAL KING SCH FOR STEM	SPANISH 3A	3
1	W	GAL KING SCH FOR STEM	SPEECH A	1
1	W	GAL KING SCH FOR STEM	STAT & PROB A	1
1	W	GAL KING SCH FOR STEM	STAT & PROB B	1
1	W	GAL KING SCH FOR STEM	US HIST G&C A	5
1	W	GAL KING SCH FOR STEM	WHG: ANC CIV A	4
1	W	GAL KING SCH FOR STEM	WHG: MED/MOD A	5
1	W	HAMILTON SH	ACADEMIC ELD 3A	1
1	W	HAMILTON SH	ACADEMIC ELD 4A	1
1	W	HAMILTON SH	ADV ELD SH 2A	2
1	W	HAMILTON SH	ADV ELD SH A	3
1	W	HAMILTON SH	AFRO-AM LIT	1
1	W	HAMILTON SH	AM LIT COMP	11
1	W	HAMILTON SH	AM SIGN LNG 1A	2
1	W	HAMILTON SH	AMER IMAGE A	2
1	W	HAMILTON SH	ANCT CIVL	4
1	W	HAMILTON SH	AP AFRICAN-AM STU A	1
1	W	HAMILTON SH	AP ART HIS A	2
1	W	HAMILTON SH	AP BIO A	3
1	W	HAMILTON SH	AP CALCULUS A	2
1	W	HAMILTON SH	AP CALCULUS B	1

***Count of Sufficiency means:** Each class (elementary schools) or section (secondary schools) has verified sufficiency per subject matter.

Board District	Region	School Name	Class/Section Name	*Count of Number of classes/sections verifying sufficiency
1	W	HAMILTON SH	AP CHEMISTRY A	1
1	W	HAMILTON SH	AP COMP SCI A CTE A	1
1	W	HAMILTON SH	AP COMP SCI PRIN A CTE	4
1	W	HAMILTON SH	AP ENG LANG A	6
1	W	HAMILTON SH	AP ENG LIT A	5
1	W	HAMILTON SH	AP ENV SCI A	3
1	W	HAMILTON SH	AP FR LANG A	1
1	W	HAMILTON SH	AP GOVT & POL	3
1	W	HAMILTON SH	AP HUMAN GEO A	1
1	W	HAMILTON SH	AP MICRO ECONO	1
1	W	HAMILTON SH	AP MUSIC THY A	1
1	W	HAMILTON SH	AP PHY:C MEC A	1
1	W	HAMILTON SH	AP PHYSICS 1A	1
1	W	HAMILTON SH	AP PSYCHOLOG A	3
1	W	HAMILTON SH	AP SPAN LIT A	1
1	W	HAMILTON SH	AP SPAN LNG A	3
1	W	HAMILTON SH	AP ST ART 2D A	1
1	W	HAMILTON SH	AP STATISTICS A	2
1	W	HAMILTON SH	AP US HIST A	4
1	W	HAMILTON SH	AP WLD HIST A	4
1	W	HAMILTON SH	ARABIC 1A	3
1	W	HAMILTON SH	ARABIC 2A	1
1	W	HAMILTON SH	ARABIC 3A	1
1	W	HAMILTON SH	BALLET SH 2A	1
1	W	HAMILTON SH	BIO:LIVING EARTH A EDGP	1
1	W	HAMILTON SH	BIO:LIVING EARTH B EDGP	1
1	W	HAMILTON SH	BIOLOGY:LIVING EARTH A	15

***Count of Sufficiency means:** Each class (elementary schools) or section (secondary schools) has verified sufficiency per subject matter.

Board District	Region	School Name	Class/Section Name	*Count of Number of classes/sections verifying sufficiency
1	W	HAMILTON SH	CC ALG 2B EDGP	1
1	W	HAMILTON SH	CC ALGEBRA 1	23
1	W	HAMILTON SH	CC ALGEBRA 2A	15
1	W	HAMILTON SH	CC ENG 10A EDGP	1
1	W	HAMILTON SH	CC ENG 10B EDGP	1
1	W	HAMILTON SH	CC ENG 11A EDGP	1
1	W	HAMILTON SH	CC ENG 11B EDGP	1
1	W	HAMILTON SH	CC ENG 9A EDGP	1
1	W	HAMILTON SH	CC ENG 9B EDGP	1
1	W	HAMILTON SH	CC GEOM A EDGP	1
1	W	HAMILTON SH	CC GEOM B EDGP	1
1	W	HAMILTON SH	CC GEOMETRY A	22
1	W	HAMILTON SH	CHEM IN EAR SYS A EDGP	1
1	W	HAMILTON SH	CHEM IN EAR SYS B EDGP	1
1	W	HAMILTON SH	CHEMISTRY:EARTH SYS A	7
1	W	HAMILTON SH	CONS MATH A	1
1	W	HAMILTON SH	CREAT WRIT	1
1	W	HAMILTON SH	DEV MATH SH A	5
1	W	HAMILTON SH	DEV READ HS A	5
1	W	HAMILTON SH	ECONOMICS	7
1	W	HAMILTON SH	ELD 1A	2
1	W	HAMILTON SH	ELD 2A	2
1	W	HAMILTON SH	ENGLISH 10A	15
1	W	HAMILTON SH	ENGLISH 9A	13
1	W	HAMILTON SH	ENV STU A	3
1	W	HAMILTON SH	EXPOS COMP	8
1	W	HAMILTON SH	FINANCIAL ALGEBRA 2A	3

***Count of Sufficiency means:** Each class (elementary schools) or section (secondary schools) has verified sufficiency per subject matter.

Board District	Region	School Name	Class/Section Name	*Count of Number of classes/sections verifying sufficiency
1	W	HAMILTON SH	FRENCH 1A	3
1	W	HAMILTON SH	FRENCH 2A	2
1	W	HAMILTON SH	FRENCH 3A	1
1	W	HAMILTON SH	H AFRO-AM LIT	1
1	W	HAMILTON SH	H AM LIT COMP	4
1	W	HAMILTON SH	H ART HIST AN A	1
1	W	HAMILTON SH	H BIOLOGY:LIVING EARTH A	8
1	W	HAMILTON SH	H CHEMISTRY:EARTH SYS A	9
1	W	HAMILTON SH	H ECONOMICS	2
1	W	HAMILTON SH	H ENGLISH 10A	10
1	W	HAMILTON SH	H ENGLISH 9A	11
1	W	HAMILTON SH	H EXPOS COMP	4
1	W	HAMILTON SH	H MEX AM LIT	1
1	W	HAMILTON SH	H PHYSICS:THE UNIVERSE A	2
1	W	HAMILTON SH	H PHYSIOLOGY A	2
1	W	HAMILTON SH	H PRIN AM DEMOCR	4
1	W	HAMILTON SH	H SCI FI LIT	3
1	W	HAMILTON SH	H TOPICS IN ADV ARABIC A	2
1	W	HAMILTON SH	H US HIST 20TH A	7
1	W	HAMILTON SH	H WHG: MOD WLD A	7
1	W	HAMILTON SH	HEALTH SH	15
1	W	HAMILTON SH	HUMANITIES A	2
1	W	HAMILTON SH	INTERACTIONS A	4
1	W	HAMILTON SH	INTRO TO ETHNIC STUDIES	10
1	W	HAMILTON SH	JOURNALISM 1A	1
1	W	HAMILTON SH	JOURNALISM 2A	1
1	W	HAMILTON SH	KOREAN CLT/CONV	1

***Count of Sufficiency means:** Each class (elementary schools) or section (secondary schools) has verified sufficiency per subject matter.

Board District	Region	School Name	Class/Section Name	*Count of Number of classes/sections verifying sufficiency
1	W	HAMILTON SH	L & L EL SH 2A	4
1	W	HAMILTON SH	L & L EL SH A	2
1	W	HAMILTON SH	MAND 1A	2
1	W	HAMILTON SH	MAND 2A	1
1	W	HAMILTON SH	MAND 3A	1
1	W	HAMILTON SH	MAND 4A	1
1	W	HAMILTON SH	MARINE BIO A	3
1	W	HAMILTON SH	MESA INTRO ENGIN A	1
1	W	HAMILTON SH	MEX AM LIT	1
1	W	HAMILTON SH	MEX AM STU	1
1	W	HAMILTON SH	PHYSICS:THE UNIVERSE A	1
1	W	HAMILTON SH	PRECALC A	8
1	W	HAMILTON SH	PRIN AM DEMOCR	4
1	W	HAMILTON SH	SPAN SP 1A	3
1	W	HAMILTON SH	SPAN SP 2A	2
1	W	HAMILTON SH	SPANISH 1A	10
1	W	HAMILTON SH	SPANISH 2A	13
1	W	HAMILTON SH	SPANISH 3A	4
1	W	HAMILTON SH	SPANISH 4A	1
1	W	HAMILTON SH	SPEECH A	1
1	W	HAMILTON SH	TC MATH STAT A	2
1	W	HAMILTON SH	TCH FL FTBL	1
1	W	HAMILTON SH	US HIST 20TH A	11
1	W	HAMILTON SH	US HIST A EDGP	1
1	W	HAMILTON SH	US HIST B EDGP	1
1	W	HAMILTON SH	WHG M A EDGP	1
1	W	HAMILTON SH	WHG M B EDGP	1

***Count of Sufficiency means:** Each class (elementary schools) or section (secondary schools) has verified sufficiency per subject matter.

Board District	Region	School Name	Class/Section Name	*Count of Number of classes/sections verifying sufficiency
1	W	HAMILTON SH	WHG: MOD WLD A	13
1	W	LACES MAG	ACAD LIT MS 6A	6
1	W	LACES MAG	ACAD LT SH 10A	1
1	W	LACES MAG	ADV ELD MS 1A	1
1	W	LACES MAG	ADV ELD MS 2A	1
1	W	LACES MAG	ADV ELD SH 2A	1
1	W	LACES MAG	AFRO-AM HIST	1
1	W	LACES MAG	AM LIT COMP	3
1	W	LACES MAG	AP BIO A	5
1	W	LACES MAG	AP CALCULUS A	3
1	W	LACES MAG	AP CALCULUS B	2
1	W	LACES MAG	AP CHEMISTRY A	1
1	W	LACES MAG	AP COMP SCI A CTE A	1
1	W	LACES MAG	AP COMP SCI PRIN A CTE	2
1	W	LACES MAG	AP ENG LANG A	4
1	W	LACES MAG	AP ENG LIT A	4
1	W	LACES MAG	AP ENV SCI A	3
1	W	LACES MAG	AP GOVT & POL	5
1	W	LACES MAG	AP HUMAN GEO A	3
1	W	LACES MAG	AP JAPAN A	1
1	W	LACES MAG	AP PRE-CALC A	3
1	W	LACES MAG	AP PSYCHOLOG A	3
1	W	LACES MAG	AP RESEARCH A	1
1	W	LACES MAG	AP SEMINAR A	1
1	W	LACES MAG	AP SPAN LIT A	1
1	W	LACES MAG	AP SPAN LNG A	2
1	W	LACES MAG	AP ST ART 2D A	1

***Count of Sufficiency means:** Each class (elementary schools) or section (secondary schools) has verified sufficiency per subject matter.

Board District	Region	School Name	Class/Section Name	*Count of Number of classes/sections verifying sufficiency
1	W	LACES MAG	AP STATISTICS A	2
1	W	LACES MAG	AP US HIST A	5
1	W	LACES MAG	AP WLD HIST A	7
1	W	LACES MAG	B READ MS A	1
1	W	LACES MAG	BIOLOGY:LIVING EARTH A	3
1	W	LACES MAG	CC ALGEBRA 1	6
1	W	LACES MAG	CC ALGEBRA 2A	6
1	W	LACES MAG	CC GEOMETRY A	5
1	W	LACES MAG	CC MATH 6A	6
1	W	LACES MAG	CC MATH 7A	2
1	W	LACES MAG	CC MATH 8A	2
1	W	LACES MAG	CHEMISTRY:EARTH SYS A	7
1	W	LACES MAG	CREAT WRT MS A	2
1	W	LACES MAG	DEV MATH MS A	3
1	W	LACES MAG	DEV MATH SH A	1
1	W	LACES MAG	DEV READ HS A	7
1	W	LACES MAG	DEV READ MS A	4
1	W	LACES MAG	ECONOMICS	3
1	W	LACES MAG	ENGLISH 10A	3
1	W	LACES MAG	ENGLISH 6A	7
1	W	LACES MAG	ENGLISH 7A	7
1	W	LACES MAG	ENGLISH 8A	3
1	W	LACES MAG	ENGLISH 9A	4
1	W	LACES MAG	EXPLORATN SCI	1
1	W	LACES MAG	EXPOS COMP	3
1	W	LACES MAG	FRENCH 1A	2
1	W	LACES MAG	FRENCH 2A	2

***Count of Sufficiency means:** Each class (elementary schools) or section (secondary schools) has verified sufficiency per subject matter.

Board District	Region	School Name	Class/Section Name	*Count of Number of classes/sections verifying sufficiency
1	W	LACES MAG	FRENCH 3A	1
1	W	LACES MAG	FRENCH 4A	1
1	W	LACES MAG	H ACC CC MATH 7A	6
1	W	LACES MAG	H CC ALGEBRA 1	2
1	W	LACES MAG	H CC ALGEBRA 2A	3
1	W	LACES MAG	H CC GEOMETRY A	2
1	W	LACES MAG	H ENGLISH 10A	5
1	W	LACES MAG	H ENGLISH 8A	4
1	W	LACES MAG	H ENGLISH 9A	4
1	W	LACES MAG	H PHYSIOLOGY A	2
1	W	LACES MAG	H US HIST G&C A	7
1	W	LACES MAG	HEALTH SH	4
1	W	LACES MAG	INTEG SCIENCE 7	7
1	W	LACES MAG	INTEGR SCIENCE 6A	7
1	W	LACES MAG	INTEGR SCIENCE 8A	7
1	W	LACES MAG	INTERACTIONS A	7
1	W	LACES MAG	INTRO FRENCH	1
1	W	LACES MAG	INTRO JAPANESE	1
1	W	LACES MAG	INTRO SPANISH	1
1	W	LACES MAG	INTRO TO ETHNIC STUDIES	4
1	W	LACES MAG	JAPAN 1A	2
1	W	LACES MAG	JAPAN 2A	1
1	W	LACES MAG	JAPAN 3A	1
1	W	LACES MAG	JAPAN 4A	1
1	W	LACES MAG	JOURNALISM 1A	1
1	W	LACES MAG	JOURNALISM 2A	1
1	W	LACES MAG	JOURNALISM 3A	1

***Count of Sufficiency means:** Each class (elementary schools) or section (secondary schools) has verified sufficiency per subject matter.

Board District	Region	School Name	Class/Section Name	*Count of Number of classes/sections verifying sufficiency
1	W	LACES MAG	JOURNALS MS A	1
1	W	LACES MAG	KOREAN 1A	1
1	W	LACES MAG	KOREAN 2A	1
1	W	LACES MAG	KOREAN 3A	1
1	W	LACES MAG	KOREAN 4A	1
1	W	LACES MAG	KOREAN 5A	1
1	W	LACES MAG	KOREAN CLT/CONV	1
1	W	LACES MAG	PHYSICS:THE UNIVERSE A	2
1	W	LACES MAG	PRECALC A	3
1	W	LACES MAG	SPAN SP 1A	1
1	W	LACES MAG	SPAN SP 2A	1
1	W	LACES MAG	SPANISH 1A	5
1	W	LACES MAG	SPANISH 2A	6
1	W	LACES MAG	SPANISH 3A	4
1	W	LACES MAG	SPANISH 4A	2
1	W	LACES MAG	STAT & PROB A	2
1	W	LACES MAG	URBAN ECOL A	1
1	W	LACES MAG	US HIST 20TH A	2
1	W	LACES MAG	WHG: ANC CIV A	7
1	W	LACES MAG	WHG: MED/MOD A	7
1	W	LACES MAG	WHG: MOD WLD A	1
1	W	LACES MAG	WRIT SEMINAR A	1
1	W	LOS ANGELES SH	ACADEMIC ELD 3A	2
1	W	LOS ANGELES SH	ACADEMIC ELD 4A	1
1	W	LOS ANGELES SH	ADV ELD SH 2A	3
1	W	LOS ANGELES SH	AM LIT COMP	9
1	W	LOS ANGELES SH	AP AFRICAN-AM STU A	1

***Count of Sufficiency means:** Each class (elementary schools) or section (secondary schools) has verified sufficiency per subject matter.

Board District	Region	School Name	Class/Section Name	*Count of Number of classes/sections verifying sufficiency
1	W	LOS ANGELES SH	AP BIO A	1
1	W	LOS ANGELES SH	AP CALCULUS A	1
1	W	LOS ANGELES SH	AP CHEMISTRY A	2
1	W	LOS ANGELES SH	AP COMP SCI PRIN A	1
1	W	LOS ANGELES SH	AP ENG LANG A	2
1	W	LOS ANGELES SH	AP ENG LIT A	2
1	W	LOS ANGELES SH	AP ENV SCI A	2
1	W	LOS ANGELES SH	AP GOVT & POL	4
1	W	LOS ANGELES SH	AP HUMAN GEO A	2
1	W	LOS ANGELES SH	AP SPAN LNG A	2
1	W	LOS ANGELES SH	AP US HIST A	3
1	W	LOS ANGELES SH	AP WLD HIST A	2
1	W	LOS ANGELES SH	BIO:LIVING EARTH A EDGL	3
1	W	LOS ANGELES SH	BIO:LIVING EARTH B EDGL	4
1	W	LOS ANGELES SH	BIOLOGY:LIVING EARTH A	12
1	W	LOS ANGELES SH	CC ALG 1 TUT LAB A	3
1	W	LOS ANGELES SH	CC ALG 1A EDGL	2
1	W	LOS ANGELES SH	CC ALG 2A EDGL	5
1	W	LOS ANGELES SH	CC ALG 2B EDGL	5
1	W	LOS ANGELES SH	CC ALGEBRA 1	11
1	W	LOS ANGELES SH	CC ALGEBRA 2A	8
1	W	LOS ANGELES SH	CC ENG 10A EDGL	5
1	W	LOS ANGELES SH	CC ENG 10B EDGL	4
1	W	LOS ANGELES SH	CC ENG 11A EDGL	1
1	W	LOS ANGELES SH	CC ENG 11B EDGL	1
1	W	LOS ANGELES SH	CC ENG 9A EDGL	5
1	W	LOS ANGELES SH	CC ENG 9B EDGL	3

***Count of Sufficiency means:** Each class (elementary schools) or section (secondary schools) has verified sufficiency per subject matter.

Board District	Region	School Name	Class/Section Name	*Count of Number of classes/sections verifying sufficiency
1	W	LOS ANGELES SH	CC GEOM A EDGL	5
1	W	LOS ANGELES SH	CC GEOM B EDGL	4
1	W	LOS ANGELES SH	CC GEOM TUT LAB A	1
1	W	LOS ANGELES SH	CC GEOMETRY A	9
1	W	LOS ANGELES SH	CHEM IN EAR SYS A EDGL	2
1	W	LOS ANGELES SH	CHEM IN EAR SYS B EDGL	1
1	W	LOS ANGELES SH	CHEMISTRY:EARTH SYS A	7
1	W	LOS ANGELES SH	CONS MATH A	3
1	W	LOS ANGELES SH	CREAT WRIT	3
1	W	LOS ANGELES SH	DEV ELS SH A	2
1	W	LOS ANGELES SH	DEV MATH SH A	7
1	W	LOS ANGELES SH	DEV READ HS A	12
1	W	LOS ANGELES SH	ELD 1A	2
1	W	LOS ANGELES SH	ELD 2A	4
1	W	LOS ANGELES SH	ENGLISH 10A	9
1	W	LOS ANGELES SH	ENGLISH 9A	11
1	W	LOS ANGELES SH	ERWC A	5
1	W	LOS ANGELES SH	ESL HISTORY A	1
1	W	LOS ANGELES SH	EXPOS COMP	1
1	W	LOS ANGELES SH	FINANCIAL ALGEBRA 2A	1
1	W	LOS ANGELES SH	FOUND OF FOODS & NUTR A	4
1	W	LOS ANGELES SH	FRENCH 1A	3
1	W	LOS ANGELES SH	FRENCH 2A	2
1	W	LOS ANGELES SH	FRENCH 3A	1
1	W	LOS ANGELES SH	H BIOLOGY:LIVING EARTH A	2
1	W	LOS ANGELES SH	H CC ALGEBRA 2A	2
1	W	LOS ANGELES SH	H CC GEOMETRY A	4

***Count of Sufficiency means:** Each class (elementary schools) or section (secondary schools) has verified sufficiency per subject matter.

Board District	Region	School Name	Class/Section Name	*Count of Number of classes/sections verifying sufficiency
1	W	LOS ANGELES SH	H CHEMISTRY:EARTH SYS A	2
1	W	LOS ANGELES SH	H ENGLISH 10A	2
1	W	LOS ANGELES SH	H ENGLISH 9A	2
1	W	LOS ANGELES SH	H WHG: MOD WLD A	1
1	W	LOS ANGELES SH	HEALTH SH	7
1	W	LOS ANGELES SH	INTERACTIONS A	4
1	W	LOS ANGELES SH	INTRO SOCIO	4
1	W	LOS ANGELES SH	INTRO TO ETHNIC STUDIES	5
1	W	LOS ANGELES SH	JOURNALISM 1A	1
1	W	LOS ANGELES SH	L & L EL SH 2A	1
1	W	LOS ANGELES SH	L & L EL SH A	1
1	W	LOS ANGELES SH	LAT AM STU	2
1	W	LOS ANGELES SH	MARINE BIO A	1
1	W	LOS ANGELES SH	MEX AM LIT	1
1	W	LOS ANGELES SH	MEX AM STU	1
1	W	LOS ANGELES SH	PHYSICS:THE UNIVERSE A	3
1	W	LOS ANGELES SH	PHYSIOLOGY A	1
1	W	LOS ANGELES SH	PRECALC A	4
1	W	LOS ANGELES SH	PRIN AM DEMOCR	5
1	W	LOS ANGELES SH	SCI FI LIT	2
1	W	LOS ANGELES SH	SPAN SP 1A	2
1	W	LOS ANGELES SH	SPAN SP 2A	3
1	W	LOS ANGELES SH	SPANISH 1A	5
1	W	LOS ANGELES SH	SPANISH 2A	7
1	W	LOS ANGELES SH	TC MATH STAT A	3
1	W	LOS ANGELES SH	US HIST 20TH A	6
1	W	LOS ANGELES SH	US HIST A EDGL	3

***Count of Sufficiency means:** Each class (elementary schools) or section (secondary schools) has verified sufficiency per subject matter.

Board District	Region	School Name	Class/Section Name	*Count of Number of classes/sections verifying sufficiency
1	W	LOS ANGELES SH	US HIST B EDGL	3
1	W	LOS ANGELES SH	WHG: MOD WLD A	10
1	W	LOS ANGELES SH	WLD HIST A EDGL	2
1	W	LOS ANGELES SH	WLD HIST B EDGL	3
1	W	LOS ANGELES SH	ZOOLOGY	2
1	W	MARVIN EL	Health	25
1	W	MARVIN EL	History/Social Science	25
1	W	MARVIN EL	Mathematics	25
1	W	MARVIN EL	Reading/English Language Arts	25
1	W	MARVIN EL	Science	25
1	W	MARVIN EL LANG MAG	Health	9
1	W	MARVIN EL LANG MAG	History/Social Science	9
1	W	MARVIN EL LANG MAG	Mathematics	9
1	W	MARVIN EL LANG MAG	Reading/English Language Arts	9
1	W	MARVIN EL LANG MAG	Science	9
1	W	MID-CITY PSES MAG	Health	10
1	W	MID-CITY PSES MAG	History/Social Science	10
1	W	MID-CITY PSES MAG	Mathematics	10
1	W	MID-CITY PSES MAG	Reading/English Language Arts	10
1	W	MID-CITY PSES MAG	Science	10
1	W	OVERLAND AVE EL	Health	22
1	W	OVERLAND AVE EL	History/Social Science	22
1	W	OVERLAND AVE EL	Mathematics	22
1	W	OVERLAND AVE EL	Reading/English Language Arts	22
1	W	OVERLAND AVE EL	Science	22
1	W	PALMS EL	Health	22
1	W	PALMS EL	History/Social Science	22

***Count of Sufficiency means:** Each class (elementary schools) or section (secondary schools) has verified sufficiency per subject matter.

Board District	Region	School Name	Class/Section Name	*Count of Number of classes/sections verifying sufficiency
1	W	PALMS EL	Mathematics	22
1	W	PALMS EL	Reading/English Language Arts	22
1	W	PALMS EL	Science	22
1	W	PALMS MS	ADV ELD MS 2A	1
1	W	PALMS MS	CC ALG 2A EDGL	1
1	W	PALMS MS	CC MATH 6A	15
1	W	PALMS MS	CC MATH 7A	11
1	W	PALMS MS	CC MATH 8A	10
1	W	PALMS MS	CREAT EXP MS A	8
1	W	PALMS MS	CREAT WRT MS A	2
1	W	PALMS MS	DEV ELS MS A	2
1	W	PALMS MS	DEV READ MS A	1
1	W	PALMS MS	ELD 1A	2
1	W	PALMS MS	ELD 2A	2
1	W	PALMS MS	ELD MS 3A	1
1	W	PALMS MS	ENG ALT CUR 6A	1
1	W	PALMS MS	ENG ALT CUR 7A	1
1	W	PALMS MS	ENG ALT CUR 8A	1
1	W	PALMS MS	ENGLISH 6A	8
1	W	PALMS MS	ENGLISH 7A	8
1	W	PALMS MS	ENGLISH 8A	7
1	W	PALMS MS	H ACC CC ALG 1A	3
1	W	PALMS MS	H ACC CC MATH 7A	3
1	W	PALMS MS	H CC GEOMETRY A	2
1	W	PALMS MS	H ENGLISH 6A	9
1	W	PALMS MS	H ENGLISH 7A	8
1	W	PALMS MS	H ENGLISH 8A	9

***Count of Sufficiency means:** Each class (elementary schools) or section (secondary schools) has verified sufficiency per subject matter.

Board District	Region	School Name	Class/Section Name	*Count of Number of classes/sections verifying sufficiency
1	W	PALMS MS	H HGH ACC CC MATH 6/7A	2
1	W	PALMS MS	H HGH ACC CC MATH 8/ALG1A	2
1	W	PALMS MS	H INTEG SCIENCE 7	9
1	W	PALMS MS	H INTEG SCIENCE 8A	9
1	W	PALMS MS	H INTEGR SCIENCE 6A	9
1	W	PALMS MS	H US HIST G&C A	8
1	W	PALMS MS	H WHG: ANC CIV A	9
1	W	PALMS MS	H WHG: MED/MOD A	9
1	W	PALMS MS	INTEG SCIENCE 7	7
1	W	PALMS MS	INTEGR SCIENCE 6A	8
1	W	PALMS MS	INTEGR SCIENCE 8A	7
1	W	PALMS MS	JOURNALS MS A	1
1	W	PALMS MS	L & L EL MS 1A	1
1	W	PALMS MS	L & L EL MS 2A	1
1	W	PALMS MS	SCI/HLT AC 6A	1
1	W	PALMS MS	SCI/HLT AC 7	1
1	W	PALMS MS	SP LANG/CUL INTERM SP A	1
1	W	PALMS MS	SPANISH 1A	1
1	W	PALMS MS	SPEECH MS A	2
1	W	PALMS MS	US HIST G&C A	7
1	W	PALMS MS	WHG: ANC CIV A	9
1	W	PALMS MS	WHG: MED/MOD A	8
1	W	PALMS MS	WIND PERC MS A	1
1	W	PIO PICO MS	CC MATH 6A	7
1	W	PIO PICO MS	CC MATH 7A	3
1	W	PIO PICO MS	CC MATH 8A	5
1	W	PIO PICO MS	DEV ELS MS A	1

***Count of Sufficiency means:** Each class (elementary schools) or section (secondary schools) has verified sufficiency per subject matter.

Board District	Region	School Name	Class/Section Name	*Count of Number of classes/sections verifying sufficiency
1	W	PIO PICO MS	ELD 6A	2
1	W	PIO PICO MS	ELD 7A	1
1	W	PIO PICO MS	ELD 8A	1
1	W	PIO PICO MS	ENGLISH 6A	4
1	W	PIO PICO MS	ENGLISH 7A	3
1	W	PIO PICO MS	ENGLISH 8A	4
1	W	PIO PICO MS	H ENGLISH 6A	2
1	W	PIO PICO MS	H ENGLISH 8A	1
1	W	PIO PICO MS	H HGH ACC CC MATH 8/ALG1A	1
1	W	PIO PICO MS	H INTEG SCIENCE 8A	1
1	W	PIO PICO MS	H INTEGR SCIENCE 6A	2
1	W	PIO PICO MS	H US HIST G&C A	1
1	W	PIO PICO MS	H WHG: ANC CIV A	2
1	W	PIO PICO MS	INTEG SCIENCE 7	2
1	W	PIO PICO MS	INTEGR SCIENCE 6A	4
1	W	PIO PICO MS	INTEGR SCIENCE 8A	3
1	W	PIO PICO MS	LIT SUCCESS 2A	1
1	W	PIO PICO MS	MS INT NEW ELD A	2
1	W	PIO PICO MS	US HIST G&C A	3
1	W	PIO PICO MS	WHG: ANC CIV A	4
1	W	PIO PICO MS	WHG: MED/MOD A	2
1	W	QUEEN ANNE PL EL	Health	8
1	W	QUEEN ANNE PL EL	History/Social Science	8
1	W	QUEEN ANNE PL EL	Mathematics	8
1	W	QUEEN ANNE PL EL	Reading/English Language Arts	8
1	W	QUEEN ANNE PL EL	Science	8
1	W	QUEEN ANNE PL EL DTS	Health	8

***Count of Sufficiency means:** Each class (elementary schools) or section (secondary schools) has verified sufficiency per subject matter.

Board District	Region	School Name	Class/Section Name	*Count of Number of classes/sections verifying sufficiency
1	W	QUEEN ANNE PL EL DTS	History/Social Science	8
1	W	QUEEN ANNE PL EL DTS	Mathematics	8
1	W	QUEEN ANNE PL EL DTS	Reading/English Language Arts	8
1	W	QUEEN ANNE PL EL DTS	Science	8
1	W	SATURN ST EL	Health	15
1	W	SATURN ST EL	History/Social Science	15
1	W	SATURN ST EL	Mathematics	15
1	W	SATURN ST EL	Reading/English Language Arts	15
1	W	SATURN ST EL	Science	15
1	W	SATURN ST EL AM MAG	Health	6
1	W	SATURN ST EL AM MAG	History/Social Science	6
1	W	SATURN ST EL AM MAG	Mathematics	6
1	W	SATURN ST EL AM MAG	Reading/English Language Arts	6
1	W	SATURN ST EL AM MAG	Science	6
1	W	SHENANDOAH ST EL	Health	17
1	W	SHENANDOAH ST EL	History/Social Science	17
1	W	SHENANDOAH ST EL	Mathematics	17
1	W	SHENANDOAH ST EL	Reading/English Language Arts	17
1	W	SHENANDOAH ST EL	Science	17
1	W	VIRGINIA RD EL	Health	9
1	W	VIRGINIA RD EL	History/Social Science	9
1	W	VIRGINIA RD EL	Mathematics	9
1	W	VIRGINIA RD EL	Reading/English Language Arts	9
1	W	VIRGINIA RD EL	Science	9
1	W	VIRGINIA RD EL DTS	Health	5
1	W	VIRGINIA RD EL DTS	History/Social Science	5
1	W	VIRGINIA RD EL DTS	Mathematics	5

***Count of Sufficiency means:** Each class (elementary schools) or section (secondary schools) has verified sufficiency per subject matter.

Board District	Region	School Name	Class/Section Name	*Count of Number of classes/sections verifying sufficiency
1	W	VIRGINIA RD EL DTS	Reading/English Language Arts	5
1	W	VIRGINIA RD EL DTS	Science	5
1	W	WILSHIRE CREST EL	Health	4
1	W	WILSHIRE CREST EL	History/Social Science	4
1	W	WILSHIRE CREST EL	Mathematics	4
1	W	WILSHIRE CREST EL	Reading/English Language Arts	4
1	W	WILSHIRE CREST EL	Science	4
1	W	WILSHIRE CRST DTS	Health	7
1	W	WILSHIRE CRST DTS	History/Social Science	7
1	W	WILSHIRE CRST DTS	Mathematics	7
1	W	WILSHIRE CRST DTS	Reading/English Language Arts	7
1	W	WILSHIRE CRST DTS	Science	7
1	W	WILSHIRE PARK EL	Health	19
1	W	WILSHIRE PARK EL	History/Social Science	19
1	W	WILSHIRE PARK EL	Mathematics	19
1	W	WILSHIRE PARK EL	Reading/English Language Arts	19
1	W	WILSHIRE PARK EL	Science	19
1	W	WILSHIRE PARK EL DWL	Health	2
1	W	WILSHIRE PARK EL DWL	History/Social Science	2
1	W	WILSHIRE PARK EL DWL	Mathematics	2
1	W	WILSHIRE PARK EL DWL	Reading/English Language Arts	2
1	W	WILSHIRE PARK EL DWL	Science	2
1	W	WILTON PL EL	Health	18
1	W	WILTON PL EL	History/Social Science	18
1	W	WILTON PL EL	Mathematics	18
1	W	WILTON PL EL	Reading/English Language Arts	18
1	W	WILTON PL EL	Science	18

***Count of Sufficiency means:** Each class (elementary schools) or section (secondary schools) has verified sufficiency per subject matter.

Board District	Region	School Name	Class/Section Name	*Count of Number of classes/sections verifying sufficiency
1	W	WILTON PL EL DTK	Health	5
1	W	WILTON PL EL DTK	History/Social Science	5
1	W	WILTON PL EL DTK	Mathematics	5
1	W	WILTON PL EL DTK	Reading/English Language Arts	5
1	W	WILTON PL EL DTK	Science	5
1	W	WILTON PL EL DTS	Health	8
1	W	WILTON PL EL DTS	History/Social Science	8
1	W	WILTON PL EL DTS	Mathematics	8
1	W	WILTON PL EL DTS	Reading/English Language Arts	8
1	W	WILTON PL EL DTS	Science	8
1	W	WINDSOR HILLS EL MAG	Health	17
1	W	WINDSOR HILLS EL MAG	History/Social Science	17
1	W	WINDSOR HILLS EL MAG	Mathematics	17
1	W	WINDSOR HILLS EL MAG	Reading/English Language Arts	17
1	W	WINDSOR HILLS EL MAG	Science	17
2	E	10TH ST EL	Health	21
2	E	10TH ST EL	History/Social Science	21
2	E	10TH ST EL	Mathematics	21
2	E	10TH ST EL	Reading/English Language Arts	21
2	E	10TH ST EL	Science	21
2	E	1ST ST EL	Health	18
2	E	1ST ST EL	History/Social Science	18
2	E	1ST ST EL	Mathematics	18
2	E	1ST ST EL	Reading/English Language Arts	18
2	E	1ST ST EL	Science	18
2	E	2ND ST EL	Health	12
2	E	2ND ST EL	History/Social Science	12

***Count of Sufficiency means:** Each class (elementary schools) or section (secondary schools) has verified sufficiency per subject matter.

Board District	Region	School Name	Class/Section Name	*Count of Number of classes/sections verifying sufficiency
2	E	2ND ST EL	Mathematics	12
2	E	2ND ST EL	Reading/English Language Arts	12
2	E	2ND ST EL	Science	12
2	E	2ND ST EL DTS	Health	7
2	E	2ND ST EL DTS	History/Social Science	7
2	E	2ND ST EL DTS	Mathematics	7
2	E	2ND ST EL DTS	Reading/English Language Arts	7
2	E	2ND ST EL DTS	Science	7
2	E	4TH ST EL	Health	18
2	E	4TH ST EL	History/Social Science	18
2	E	4TH ST EL	Mathematics	18
2	E	4TH ST EL	Reading/English Language Arts	18
2	E	4TH ST EL	Science	18
2	E	4TH ST EL DTS	Health	3
2	E	4TH ST EL DTS	History/Social Science	3
2	E	4TH ST EL DTS	Mathematics	3
2	E	4TH ST EL DTS	Reading/English Language Arts	3
2	E	4TH ST EL DTS	Science	3
2	E	4TH ST PC	Health	11
2	E	4TH ST PC	History/Social Science	11
2	E	4TH ST PC	Mathematics	11
2	E	4TH ST PC	Reading/English Language Arts	11
2	E	4TH ST PC	Science	11
2	E	4TH ST PC DTS	Health	2
2	E	4TH ST PC DTS	History/Social Science	2
2	E	4TH ST PC DTS	Mathematics	2
2	E	4TH ST PC DTS	Reading/English Language Arts	2

***Count of Sufficiency means:** Each class (elementary schools) or section (secondary schools) has verified sufficiency per subject matter.

Board District	Region	School Name	Class/Section Name	*Count of Number of classes/sections verifying sufficiency
2	E	4TH ST PC DTS	Science	2
2	E	9TH ST EL	Health	13
2	E	9TH ST EL	History/Social Science	13
2	E	9TH ST EL	Mathematics	13
2	E	9TH ST EL	Reading/English Language Arts	13
2	E	9TH ST EL	Science	13
2	E	ALBION ST EL	Health	10
2	E	ALBION ST EL	History/Social Science	10
2	E	ALBION ST EL	Mathematics	10
2	E	ALBION ST EL	Reading/English Language Arts	10
2	E	ALBION ST EL	Science	10
2	E	ALDAMA EL	Health	12
2	E	ALDAMA EL	History/Social Science	12
2	E	ALDAMA EL	Mathematics	12
2	E	ALDAMA EL	Reading/English Language Arts	12
2	E	ALDAMA EL	Science	12
2	E	ALDAMA EL DTS	Health	10
2	E	ALDAMA EL DTS	History/Social Science	10
2	E	ALDAMA EL DTS	Mathematics	10
2	E	ALDAMA EL DTS	Reading/English Language Arts	10
2	E	ALDAMA EL DTS	Science	10
2	E	ALEXANDRIA AV EL DTS	Health	7
2	E	ALEXANDRIA AV EL DTS	History/Social Science	7
2	E	ALEXANDRIA AV EL DTS	Mathematics	7
2	E	ALEXANDRIA AV EL DTS	Reading/English Language Arts	7
2	E	ALEXANDRIA AV EL DTS	Science	7
2	E	ALEXANDRIA AVE EL	Health	24

***Count of Sufficiency means:** Each class (elementary schools) or section (secondary schools) has verified sufficiency per subject matter.

Board District	Region	School Name	Class/Section Name	*Count of Number of classes/sections verifying sufficiency
2	E	ALEXANDRIA AVE EL	History/Social Science	24
2	E	ALEXANDRIA AVE EL	Mathematics	24
2	E	ALEXANDRIA AVE EL	Reading/English Language Arts	24
2	E	ALEXANDRIA AVE EL	Science	24
2	E	AMANECER PC	Health	6
2	E	AMANECER PC	History/Social Science	6
2	E	AMANECER PC	Mathematics	6
2	E	AMANECER PC	Reading/English Language Arts	6
2	E	AMANECER PC	Science	6
2	E	ANN ST EL	Health	7
2	E	ANN ST EL	History/Social Science	7
2	E	ANN ST EL	Mathematics	7
2	E	ANN ST EL	Reading/English Language Arts	7
2	E	ANN ST EL	Science	7
2	E	ANTON EL	Health	24
2	E	ANTON EL	History/Social Science	24
2	E	ANTON EL	Mathematics	24
2	E	ANTON EL	Reading/English Language Arts	24
2	E	ANTON EL	Science	24
2	E	ANTON EL DTS	Health	5
2	E	ANTON EL DTS	History/Social Science	5
2	E	ANTON EL DTS	Mathematics	5
2	E	ANTON EL DTS	Reading/English Language Arts	5
2	E	ANTON EL DTS	Science	5
2	E	ARROYO SECO MUS/S MAG	ADV ELD MS 1A	1
2	E	ARROYO SECO MUS/S MAG	CC MATH 6A	2
2	E	ARROYO SECO MUS/S MAG	CC MATH 7A	2

***Count of Sufficiency means:** Each class (elementary schools) or section (secondary schools) has verified sufficiency per subject matter.

Board District	Region	School Name	Class/Section Name	*Count of Number of classes/sections verifying sufficiency
2	E	ARROYO SECO MUS/S MAG	CC MATH 8A	2
2	E	ARROYO SECO MUS/S MAG	DEV READ MS A	1
2	E	ARROYO SECO MUS/S MAG	ENGLISH 6A	2
2	E	ARROYO SECO MUS/S MAG	ENGLISH 7A	2
2	E	ARROYO SECO MUS/S MAG	ENGLISH 8A	2
2	E	ARROYO SECO MUS/S MAG	ENV STUDIES MS	1
2	E	ARROYO SECO MUS/S MAG	H ACC CC ALG 1A	1
2	E	ARROYO SECO MUS/S MAG	Health	12
2	E	ARROYO SECO MUS/S MAG	HEALTH JH	2
2	E	ARROYO SECO MUS/S MAG	History/Social Science	12
2	E	ARROYO SECO MUS/S MAG	INTEGR SCIENCE 6A	2
2	E	ARROYO SECO MUS/S MAG	INTEGR SCIENCE 8A	2
2	E	ARROYO SECO MUS/S MAG	L & L EL MS 1A	1
2	E	ARROYO SECO MUS/S MAG	Mathematics	12
2	E	ARROYO SECO MUS/S MAG	Reading/English Language Arts	12
2	E	ARROYO SECO MUS/S MAG	Science	12
2	E	ARROYO SECO MUS/S MAG	US HIST G&C A	2
2	E	ARROYO SECO MUS/S MAG	WHG: ANC CIV A	2
2	E	ARROYO SECO MUS/S MAG	WHG: MED/MOD A	2
2	E	BELMONT SH	ACADEMIC ELD 3A	5
2	E	BELMONT SH	ACADEMIC ELD 4A	1
2	E	BELMONT SH	AM LIT COMP	1
2	E	BELMONT SH	AP CALCULUS A	1
2	E	BELMONT SH	AP CALCULUS B	1
2	E	BELMONT SH	AP ENG LANG A	1
2	E	BELMONT SH	AP ENG LIT A	1
2	E	BELMONT SH	AP ENV SCI A	2

***Count of Sufficiency means:** Each class (elementary schools) or section (secondary schools) has verified sufficiency per subject matter.

Board District	Region	School Name	Class/Section Name	*Count of Number of classes/sections verifying sufficiency
2	E	BELMONT SH	AP GOVT & POL	1
2	E	BELMONT SH	AP MICRO ECONO	1
2	E	BELMONT SH	AP SPAN LIT A	3
2	E	BELMONT SH	AP SPAN LNG A	5
2	E	BELMONT SH	AP STATISTICS A	1
2	E	BELMONT SH	AP US HIST A	1
2	E	BELMONT SH	AP WLD HIST A	1
2	E	BELMONT SH	BIOLOGY:LIVING EARTH A	6
2	E	BELMONT SH	BIOLOGY:LIVING EARTH B	1
2	E	BELMONT SH	CC ALGEBRA 1	4
2	E	BELMONT SH	CC ALGEBRA 2A	6
2	E	BELMONT SH	CC GEOMETRY A	8
2	E	BELMONT SH	CC GEOMETRY B	1
2	E	BELMONT SH	CHEMISTRY:EARTH SYS A	3
2	E	BELMONT SH	CONS MATH A	1
2	E	BELMONT SH	DEV ELS SH A	2
2	E	BELMONT SH	ECONOMICS	1
2	E	BELMONT SH	ELD 1A	2
2	E	BELMONT SH	ELD 1B	2
2	E	BELMONT SH	ELD 2A	10
2	E	BELMONT SH	ELD 2B	5
2	E	BELMONT SH	ENGLISH 10A	5
2	E	BELMONT SH	ENGLISH 10B	1
2	E	BELMONT SH	ENGLISH 9A	4
2	E	BELMONT SH	ENGLISH 9B	1
2	E	BELMONT SH	EXPOS COMP	5
2	E	BELMONT SH	H BIOLOGY:LIVING EARTH A	1

***Count of Sufficiency means:** Each class (elementary schools) or section (secondary schools) has verified sufficiency per subject matter.

Board District	Region	School Name	Class/Section Name	*Count of Number of classes/sections verifying sufficiency
2	E	BELMONT SH	H CC GEOMETRY A	1
2	E	BELMONT SH	HEALTH SH	2
2	E	BELMONT SH	INTRO TO ETHNIC STUDIES	2
2	E	BELMONT SH	L & L EL SH 2A	3
2	E	BELMONT SH	L & L EL SH A	5
2	E	BELMONT SH	PRECALC A	1
2	E	BELMONT SH	PRIN AM DEMOCR	1
2	E	BELMONT SH	SPAN SP 1A	1
2	E	BELMONT SH	SPAN SP 2A	1
2	E	BELMONT SH	SPANISH 1A	1
2	E	BELMONT SH	SPANISH 2A	1
2	E	BELMONT SH	US HIST 20TH A	3
2	E	BELMONT SH	WHG: MOD WLD A	5
2	E	BELMONT SH	WHG: MOD WLD B	1
2	E	BELVEDERE EL	Health	30
2	E	BELVEDERE EL	History/Social Science	30
2	E	BELVEDERE EL	Mathematics	30
2	E	BELVEDERE EL	Reading/English Language Arts	30
2	E	BELVEDERE EL	Science	30
2	E	BELVEDERE MS	ACAD LIT MS 6A	1
2	E	BELVEDERE MS	ACAD LIT MS 7A	2
2	E	BELVEDERE MS	ACAD LIT MS 8A	1
2	E	BELVEDERE MS	CC MATH 6A	6
2	E	BELVEDERE MS	CC MATH 7A	14
2	E	BELVEDERE MS	CC MATH 8A	12
2	E	BELVEDERE MS	DEV ELS MS A	1
2	E	BELVEDERE MS	DEV READ MS A	3

***Count of Sufficiency means:** Each class (elementary schools) or section (secondary schools) has verified sufficiency per subject matter.

Board District	Region	School Name	Class/Section Name	*Count of Number of classes/sections verifying sufficiency
2	E	BELVEDERE MS	ELD 6A	4
2	E	BELVEDERE MS	ELD 7A	5
2	E	BELVEDERE MS	ELD 8A	3
2	E	BELVEDERE MS	ELD 8B	1
2	E	BELVEDERE MS	ENG ALT CUR 7A	1
2	E	BELVEDERE MS	ENG ALT CUR 8A	1
2	E	BELVEDERE MS	ENGLISH 6A	4
2	E	BELVEDERE MS	ENGLISH 7A	13
2	E	BELVEDERE MS	ENGLISH 8A	9
2	E	BELVEDERE MS	H ACC CC ALG 1A	3
2	E	BELVEDERE MS	H ACC CC MATH 7A	3
2	E	BELVEDERE MS	H ENGLISH 6A	2
2	E	BELVEDERE MS	H ENGLISH 7A	4
2	E	BELVEDERE MS	H ENGLISH 8A	4
2	E	BELVEDERE MS	H INTEG SCIENCE 7	3
2	E	BELVEDERE MS	H INTEG SCIENCE 8A	3
2	E	BELVEDERE MS	H INTEGR SCIENCE 6A	2
2	E	BELVEDERE MS	H US HIST G&C A	4
2	E	BELVEDERE MS	H WHG: ANC CIV A	2
2	E	BELVEDERE MS	H WHG: MED/MOD A	4
2	E	BELVEDERE MS	INTEG SCIENCE 7	14
2	E	BELVEDERE MS	INTEGR SCIENCE 6A	4
2	E	BELVEDERE MS	INTEGR SCIENCE 8A	10
2	E	BELVEDERE MS	INTRO PHYS COMPUTING A MS	1
2	E	BELVEDERE MS	MS INT NEW ELD A	2
2	E	BELVEDERE MS	SCI/HLT AC 7	1
2	E	BELVEDERE MS	US HIST G&C A	9

***Count of Sufficiency means:** Each class (elementary schools) or section (secondary schools) has verified sufficiency per subject matter.

Board District	Region	School Name	Class/Section Name	*Count of Number of classes/sections verifying sufficiency
2	E	BELVEDERE MS	WHG: ANC CIV A	4
2	E	BELVEDERE MS	WHG: MED/MOD A	13
2	E	BOYLE HEIGHTS HS	ACADEMIC ELD 3A	1
2	E	BOYLE HEIGHTS HS	ADV ELD SH 2A	1
2	E	BOYLE HEIGHTS HS	ADV ELD SH 2B	1
2	E	BOYLE HEIGHTS HS	ADV ELD SH B	1
2	E	BOYLE HEIGHTS HS	AM LIT COMP	2
2	E	BOYLE HEIGHTS HS	AP ELIT A EDGL	1
2	E	BOYLE HEIGHTS HS	BIOLOGY:LIVING EARTH A	1
2	E	BOYLE HEIGHTS HS	BIOLOGY:LIVING EARTH B	1
2	E	BOYLE HEIGHTS HS	CC ALGEBRA 1	1
2	E	BOYLE HEIGHTS HS	CC ALGEBRA 2A	1
2	E	BOYLE HEIGHTS HS	CC ALGEBRA 2B	1
2	E	BOYLE HEIGHTS HS	CC GEOMETRY A	1
2	E	BOYLE HEIGHTS HS	CC GEOMETRY B	1
2	E	BOYLE HEIGHTS HS	ECONOMICS	1
2	E	BOYLE HEIGHTS HS	ENGLISH 10A	1
2	E	BOYLE HEIGHTS HS	ENGLISH 10B	1
2	E	BOYLE HEIGHTS HS	ENGLISH 9A	1
2	E	BOYLE HEIGHTS HS	ENGLISH 9B	1
2	E	BOYLE HEIGHTS HS	EXPOS COMP	2
2	E	BOYLE HEIGHTS HS	INTERACTIONS A	1
2	E	BOYLE HEIGHTS HS	INTERACTIONS B	1
2	E	BOYLE HEIGHTS HS	MODERN LIT	2
2	E	BOYLE HEIGHTS HS	US HIST 20TH A	2
2	E	BOYLE HEIGHTS HS	US HIST 20TH B	2
2	E	BOYLE HEIGHTS HS	WHG: MOD WLD A	2

***Count of Sufficiency means:** Each class (elementary schools) or section (secondary schools) has verified sufficiency per subject matter.

Board District	Region	School Name	Class/Section Name	*Count of Number of classes/sections verifying sufficiency
2	E	BOYLE HEIGHTS HS	WHG: MOD WLD B	2
2	E	BOYLE HTS STEM MAG	AP ENV SCI A	1
2	E	BOYLE HTS STEM MAG	AP WLD HIST A	2
2	E	BOYLE HTS STEM MAG	BIOLOGY:LIVING EARTH A	2
2	E	BOYLE HTS STEM MAG	CC ALG 1 TUT LAB A	2
2	E	BOYLE HTS STEM MAG	CC ALG 2 TUT LAB A	2
2	E	BOYLE HTS STEM MAG	CC GEOM TUT LAB A	2
2	E	BOYLE HTS STEM MAG	DEV ELS SH A	1
2	E	BOYLE HTS STEM MAG	DEV MATH SH A	1
2	E	BOYLE HTS STEM MAG	DISCR MATH A	1
2	E	BOYLE HTS STEM MAG	ELD 10A	1
2	E	BOYLE HTS STEM MAG	ELD 11A	1
2	E	BOYLE HTS STEM MAG	ELD 9A	2
2	E	BOYLE HTS STEM MAG	H ADV MATH A	1
2	E	BOYLE HTS STEM MAG	H AUTH COMP A	2
2	E	BOYLE HTS STEM MAG	H BIOLOGY:LIVING EARTH A	1
2	E	BOYLE HTS STEM MAG	H HUMANITIES A	1
2	E	BOYLE HTS STEM MAG	H INTR ENG DES A	2
2	E	BOYLE HTS STEM MAG	H MEX AM LIT	2
2	E	BOYLE HTS STEM MAG	HS INT NEW ELD A	1
2	E	BOYLE HTS STEM MAG	HUMANITIES A	1
2	E	BOYLE HTS STEM MAG	MEX AM LIT	1
2	E	BOYLE HTS STEM MAG	SPANISH 1A EDGVP	1
2	E	BOYLE HTS STEM MAG	SPANISH 2A	1
2	E	BRAVO SH MEDICAL MAG	AM LIT COMP	4
2	E	BRAVO SH MEDICAL MAG	AMER HIS OF ROCK N ROLL	2
2	E	BRAVO SH MEDICAL MAG	AP BIO A	2

***Count of Sufficiency means:** Each class (elementary schools) or section (secondary schools) has verified sufficiency per subject matter.

Board District	Region	School Name	Class/Section Name	*Count of Number of classes/sections verifying sufficiency
2	E	BRAVO SH MEDICAL MAG	AP CALCULUS A	4
2	E	BRAVO SH MEDICAL MAG	AP CALCULUS B	1
2	E	BRAVO SH MEDICAL MAG	AP CHEMISTRY A	2
2	E	BRAVO SH MEDICAL MAG	AP COMP SC A A	1
2	E	BRAVO SH MEDICAL MAG	AP COMP SCI PRIN A	2
2	E	BRAVO SH MEDICAL MAG	AP ENG LANG A	5
2	E	BRAVO SH MEDICAL MAG	AP ENG LIT A	2
2	E	BRAVO SH MEDICAL MAG	AP ENV SCI A	2
2	E	BRAVO SH MEDICAL MAG	AP GOVT & POL	2
2	E	BRAVO SH MEDICAL MAG	AP MACRO ECONO	2
2	E	BRAVO SH MEDICAL MAG	AP RESEARCH A	1
2	E	BRAVO SH MEDICAL MAG	AP SEMINAR A	1
2	E	BRAVO SH MEDICAL MAG	AP SPAN LIT A	1
2	E	BRAVO SH MEDICAL MAG	AP SPAN LNG A	4
2	E	BRAVO SH MEDICAL MAG	AP STATISTICS A	4
2	E	BRAVO SH MEDICAL MAG	AP US HIST A	3
2	E	BRAVO SH MEDICAL MAG	AP WLD HIST A	2
2	E	BRAVO SH MEDICAL MAG	B READ SH A	2
2	E	BRAVO SH MEDICAL MAG	BIOLOGY:LIVING EARTH A	8
2	E	BRAVO SH MEDICAL MAG	CC ALGEBRA 2A	14
2	E	BRAVO SH MEDICAL MAG	CC GEOMETRY A	20
2	E	BRAVO SH MEDICAL MAG	CHEMISTRY:EARTH SYS A	5
2	E	BRAVO SH MEDICAL MAG	CONSTITN LAW A	1
2	E	BRAVO SH MEDICAL MAG	DEV ELS SH A	3
2	E	BRAVO SH MEDICAL MAG	DEV MATH SH A	3
2	E	BRAVO SH MEDICAL MAG	DEV READ HS A	3
2	E	BRAVO SH MEDICAL MAG	ECONOMICS	5

***Count of Sufficiency means:** Each class (elementary schools) or section (secondary schools) has verified sufficiency per subject matter.

Board District	Region	School Name	Class/Section Name	*Count of Number of classes/sections verifying sufficiency
2	E	BRAVO SH MEDICAL MAG	ELD 10A	1
2	E	BRAVO SH MEDICAL MAG	ELD 9A	1
2	E	BRAVO SH MEDICAL MAG	ENGLISH 10A	4
2	E	BRAVO SH MEDICAL MAG	ENGLISH 9A	7
2	E	BRAVO SH MEDICAL MAG	ENV STU A	1
2	E	BRAVO SH MEDICAL MAG	ENVIR TECH 1A	1
2	E	BRAVO SH MEDICAL MAG	ERWC A	6
2	E	BRAVO SH MEDICAL MAG	FOUND OF BIOTECHNOLOGY A	2
2	E	BRAVO SH MEDICAL MAG	H ADV COMP	7
2	E	BRAVO SH MEDICAL MAG	H AM LIT COMP	7
2	E	BRAVO SH MEDICAL MAG	H BIOLOGY:LIVING EARTH A	7
2	E	BRAVO SH MEDICAL MAG	H CHEMISTRY:EARTH SYS A	8
2	E	BRAVO SH MEDICAL MAG	H ENGLISH 10A	10
2	E	BRAVO SH MEDICAL MAG	H ENGLISH 9A	7
2	E	BRAVO SH MEDICAL MAG	H INTRO FORENSIC SCI A	4
2	E	BRAVO SH MEDICAL MAG	H PHYSICS:THE UNIVERSE A	1
2	E	BRAVO SH MEDICAL MAG	H PHYSIOLOGY A	3
2	E	BRAVO SH MEDICAL MAG	H PRECALC A	6
2	E	BRAVO SH MEDICAL MAG	H SPANISH 4A	2
2	E	BRAVO SH MEDICAL MAG	H US HIST 20TH A	7
2	E	BRAVO SH MEDICAL MAG	H WHG: MOD WLD A	7
2	E	BRAVO SH MEDICAL MAG	HS INT NEW ELD A	2
2	E	BRAVO SH MEDICAL MAG	HUMANITIES A	2
2	E	BRAVO SH MEDICAL MAG	INTR BIOTECH A	1
2	E	BRAVO SH MEDICAL MAG	INTRO PSYCH	2
2	E	BRAVO SH MEDICAL MAG	INTRO TO ETHNIC STUDIES	4
2	E	BRAVO SH MEDICAL MAG	JOURNALISM 1A	1

***Count of Sufficiency means:** Each class (elementary schools) or section (secondary schools) has verified sufficiency per subject matter.

Board District	Region	School Name	Class/Section Name	*Count of Number of classes/sections verifying sufficiency
2	E	BRAVO SH MEDICAL MAG	JOURNALISM 2A	1
2	E	BRAVO SH MEDICAL MAG	MAND 1A	2
2	E	BRAVO SH MEDICAL MAG	MAND 2A	2
2	E	BRAVO SH MEDICAL MAG	MAND 3A	1
2	E	BRAVO SH MEDICAL MAG	PHYSIOLOGY A	4
2	E	BRAVO SH MEDICAL MAG	PRIN AM DEMOCR	6
2	E	BRAVO SH MEDICAL MAG	SPAN SP 1A	5
2	E	BRAVO SH MEDICAL MAG	SPAN SP 2A	4
2	E	BRAVO SH MEDICAL MAG	SPANISH 1A	7
2	E	BRAVO SH MEDICAL MAG	SPANISH 2A	6
2	E	BRAVO SH MEDICAL MAG	SPANISH 3A	2
2	E	BRAVO SH MEDICAL MAG	STAT & PROB A	6
2	E	BRAVO SH MEDICAL MAG	STRAT READ A	1
2	E	BRAVO SH MEDICAL MAG	TC MATH STAT A	2
2	E	BRAVO SH MEDICAL MAG	TEEN HLTH	15
2	E	BRAVO SH MEDICAL MAG	US HIST 20TH A	6
2	E	BRAVO SH MEDICAL MAG	WHG: MOD WLD A	5
2	E	BRAVO SH MEDICAL MAG	WRIT SEMINAR A	1
2	E	BREED ST EL	Health	19
2	E	BREED ST EL	History/Social Science	19
2	E	BREED ST EL	Mathematics	19
2	E	BREED ST EL	Reading/English Language Arts	19
2	E	BREED ST EL	Science	19
2	E	BRIDGE ST EL	Health	21
2	E	BRIDGE ST EL	History/Social Science	21
2	E	BRIDGE ST EL	Mathematics	21
2	E	BRIDGE ST EL	Reading/English Language Arts	21

***Count of Sufficiency means:** Each class (elementary schools) or section (secondary schools) has verified sufficiency per subject matter.

Board District	Region	School Name	Class/Section Name	*Count of Number of classes/sections verifying sufficiency
2	E	BRIDGE ST EL	Science	21
2	E	BROOKLYN SCHOOL	ADV ELD MS 1A	1
2	E	BROOKLYN SCHOOL	CC MATH 6A	2
2	E	BROOKLYN SCHOOL	CC MATH 7A	2
2	E	BROOKLYN SCHOOL	CC MATH 8A	2
2	E	BROOKLYN SCHOOL	DEV READ MS A	1
2	E	BROOKLYN SCHOOL	ELD 1A	1
2	E	BROOKLYN SCHOOL	ENGLISH 6A	2
2	E	BROOKLYN SCHOOL	ENGLISH 7A	2
2	E	BROOKLYN SCHOOL	ENGLISH 8A	2
2	E	BROOKLYN SCHOOL	H ACC CC MATH 7A	2
2	E	BROOKLYN SCHOOL	H ENGLISH 6A	2
2	E	BROOKLYN SCHOOL	H ENGLISH 7A	2
2	E	BROOKLYN SCHOOL	H ENGLISH 8A	2
2	E	BROOKLYN SCHOOL	H HGH ACC CC MATH 6/7A	2
2	E	BROOKLYN SCHOOL	H HGH ACC CC MATH 8/ALG1A	2
2	E	BROOKLYN SCHOOL	Health	20
2	E	BROOKLYN SCHOOL	History/Social Science	20
2	E	BROOKLYN SCHOOL	INTEG SCIENCE 7	2
2	E	BROOKLYN SCHOOL	INTEGR SCIENCE 6A	2
2	E	BROOKLYN SCHOOL	INTEGR SCIENCE 8A	2
2	E	BROOKLYN SCHOOL	L & L EL MS 1A	1
2	E	BROOKLYN SCHOOL	Mathematics	20
2	E	BROOKLYN SCHOOL	Reading/English Language Arts	20
2	E	BROOKLYN SCHOOL	Science	20
2	E	BROOKLYN SCHOOL	US HIST G&C A	2
2	E	BROOKLYN SCHOOL	WHG: ANC CIV A	2

***Count of Sufficiency means:** Each class (elementary schools) or section (secondary schools) has verified sufficiency per subject matter.

Board District	Region	School Name	Class/Section Name	*Count of Number of classes/sections verifying sufficiency
2	E	BROOKLYN SCHOOL	WHG: MED/MOD A	2
2	E	BUCHANAN EL DLC SP	Health	3
2	E	BUCHANAN EL DLC SP	History/Social Science	3
2	E	BUCHANAN EL DLC SP	Mathematics	3
2	E	BUCHANAN EL DLC SP	Reading/English Language Arts	3
2	E	BUCHANAN EL DLC SP	Science	3
2	E	BUCHANAN EL STM MAG	Health	6
2	E	BUCHANAN EL STM MAG	History/Social Science	6
2	E	BUCHANAN EL STM MAG	Mathematics	6
2	E	BUCHANAN EL STM MAG	Reading/English Language Arts	6
2	E	BUCHANAN EL STM MAG	Science	6
2	E	BUCHANAN ST EL	Health	16
2	E	BUCHANAN ST EL	History/Social Science	16
2	E	BUCHANAN ST EL	Mathematics	16
2	E	BUCHANAN ST EL	Reading/English Language Arts	16
2	E	BUCHANAN ST EL	Science	16
2	E	BURBANK MS A/T/C MAG	ACAD LIT MS 6A	8
2	E	BURBANK MS A/T/C MAG	ACAD LIT MS 7A	11
2	E	BURBANK MS A/T/C MAG	ACAD LIT MS 8A	12
2	E	BURBANK MS A/T/C MAG	CC MATH 6 TUT LAB A	11
2	E	BURBANK MS A/T/C MAG	CC MATH 6A	11
2	E	BURBANK MS A/T/C MAG	CC MATH 7 TUT LAB A	14
2	E	BURBANK MS A/T/C MAG	CC MATH 7 TUT LAB B	1
2	E	BURBANK MS A/T/C MAG	CC MATH 7A	13
2	E	BURBANK MS A/T/C MAG	CC MATH 8 TUT LAB A	16
2	E	BURBANK MS A/T/C MAG	CC MATH 8A	14
2	E	BURBANK MS A/T/C MAG	DEV ELS MS A	3

***Count of Sufficiency means:** Each class (elementary schools) or section (secondary schools) has verified sufficiency per subject matter.

Board District	Region	School Name	Class/Section Name	*Count of Number of classes/sections verifying sufficiency
2	E	BURBANK MS A/T/C MAG	DEV MATH MS A	3
2	E	BURBANK MS A/T/C MAG	ELD 6A	4
2	E	BURBANK MS A/T/C MAG	ELD 7A	9
2	E	BURBANK MS A/T/C MAG	ELD 8A	8
2	E	BURBANK MS A/T/C MAG	ENGLISH 6A	12
2	E	BURBANK MS A/T/C MAG	ENGLISH 7A	16
2	E	BURBANK MS A/T/C MAG	ENGLISH 8A	17
2	E	BURBANK MS A/T/C MAG	H ACC CC ALG 1A	2
2	E	BURBANK MS A/T/C MAG	H ACC CC MATH 7A	2
2	E	BURBANK MS A/T/C MAG	INTEG SCIENCE 7	15
2	E	BURBANK MS A/T/C MAG	INTEGR SCIENCE 6A	11
2	E	BURBANK MS A/T/C MAG	INTEGR SCIENCE 8A	16
2	E	BURBANK MS A/T/C MAG	INTRO SPANISH	6
2	E	BURBANK MS A/T/C MAG	LIT SUCCESS 1A	6
2	E	BURBANK MS A/T/C MAG	LIT SUCCESS 2A	5
2	E	BURBANK MS A/T/C MAG	MS INT NEW ELD A	2
2	E	BURBANK MS A/T/C MAG	US HIST G&C A	16
2	E	BURBANK MS A/T/C MAG	WHG: ANC CIV A	11
2	E	BURBANK MS A/T/C MAG	WHG: MED/MOD A	15
2	E	BUSHNELL WAY DTS	Health	6
2	E	BUSHNELL WAY DTS	History/Social Science	6
2	E	BUSHNELL WAY DTS	Mathematics	6
2	E	BUSHNELL WAY DTS	Reading/English Language Arts	6
2	E	BUSHNELL WAY DTS	Science	6
2	E	BUSHNELL WAY EL	Health	10
2	E	BUSHNELL WAY EL	History/Social Science	10
2	E	BUSHNELL WAY EL	Mathematics	10

***Count of Sufficiency means:** Each class (elementary schools) or section (secondary schools) has verified sufficiency per subject matter.

Board District	Region	School Name	Class/Section Name	*Count of Number of classes/sections verifying sufficiency
2	E	BUSHNELL WAY EL	Reading/English Language Arts	10
2	E	BUSHNELL WAY EL	Science	10
2	E	CASTELAR ST EL	CC MATH 6A	2
2	E	CASTELAR ST EL	CC MATH 7A	2
2	E	CASTELAR ST EL	CC MATH 8A	2
2	E	CASTELAR ST EL	CREAT EXP MS A	1
2	E	CASTELAR ST EL	GEOGRAPHY FOR MS A	1
2	E	CASTELAR ST EL	H ENGLISH 6A	2
2	E	CASTELAR ST EL	H ENGLISH 7A	1
2	E	CASTELAR ST EL	H ENGLISH 8A	1
2	E	CASTELAR ST EL	H INTEG SCIENCE 7	2
2	E	CASTELAR ST EL	H INTEG SCIENCE 8A	1
2	E	CASTELAR ST EL	H INTEGR SCIENCE 6A	2
2	E	CASTELAR ST EL	H MAND 1A	1
2	E	CASTELAR ST EL	H MAND 2A	1
2	E	CASTELAR ST EL	H US HIST G&C A	1
2	E	CASTELAR ST EL	H WHG: ANC CIV A	1
2	E	CASTELAR ST EL	H WHG: MED/MOD A	1
2	E	CASTELAR ST EL	Health	15
2	E	CASTELAR ST EL	History/Social Science	15
2	E	CASTELAR ST EL	MAND CLT INTERM 2A	1
2	E	CASTELAR ST EL	MAND CLT INTERM 3A	1
2	E	CASTELAR ST EL	MAND LANG INTERM 1A	1
2	E	CASTELAR ST EL	Mathematics	15
2	E	CASTELAR ST EL	Reading/English Language Arts	15
2	E	CASTELAR ST EL	Science	15
2	E	CASTELAR ST EL	WHG: ANC CIV A	1

***Count of Sufficiency means:** Each class (elementary schools) or section (secondary schools) has verified sufficiency per subject matter.

Board District	Region	School Name	Class/Section Name	*Count of Number of classes/sections verifying sufficiency
2	E	CASTELAR ST EL	WLD LANG CLT	1
2	E	CASTELAR ST EL DTM	Health	14
2	E	CASTELAR ST EL DTM	History/Social Science	14
2	E	CASTELAR ST EL DTM	Mathematics	14
2	E	CASTELAR ST EL DTM	Reading/English Language Arts	14
2	E	CASTELAR ST EL DTM	Science	14
2	E	CASTRO MS	CC MATH 6A	5
2	E	CASTRO MS	CC MATH 7A	5
2	E	CASTRO MS	CC MATH 8A	3
2	E	CASTRO MS	DEV ELS MS A	1
2	E	CASTRO MS	ELD 1A	2
2	E	CASTRO MS	ELD 2A	2
2	E	CASTRO MS	ENGLISH 6A	5
2	E	CASTRO MS	ENGLISH 7A	5
2	E	CASTRO MS	ENGLISH 8A	4
2	E	CASTRO MS	ETHN STUDIES-IDTY&CMTY	1
2	E	CASTRO MS	EXPLORATN SCI	1
2	E	CASTRO MS	GEOGRAPHY FOR MS A	1
2	E	CASTRO MS	H ACC CC MATH 7A	1
2	E	CASTRO MS	H ENGLISH 6A	1
2	E	CASTRO MS	H ENGLISH 7A	1
2	E	CASTRO MS	H ENGLISH 8A	1
2	E	CASTRO MS	H HGH ACC CC MATH 6/7A	1
2	E	CASTRO MS	H HGH ACC CC MATH 8/ALG1A	1
2	E	CASTRO MS	H INTEG SCIENCE 7	1
2	E	CASTRO MS	H INTEGR SCIENCE 6A	1
2	E	CASTRO MS	H US HIST G&C A	1

***Count of Sufficiency means:** Each class (elementary schools) or section (secondary schools) has verified sufficiency per subject matter.

Board District	Region	School Name	Class/Section Name	*Count of Number of classes/sections verifying sufficiency
2	E	CASTRO MS	H WHG: ANC CIV A	1
2	E	CASTRO MS	H WHG: MED/MOD A	1
2	E	CASTRO MS	INTEG SCIENCE 7	5
2	E	CASTRO MS	INTEGR SCIENCE 6A	4
2	E	CASTRO MS	INTEGR SCIENCE 8A	1
2	E	CASTRO MS	LIT SUCCESS 1A	1
2	E	CASTRO MS	LIT SUCCESS 2A	1
2	E	CASTRO MS	US HIST G&C A	6
2	E	CASTRO MS	WHG: ANC CIV A	4
2	E	CASTRO MS	WHG: MED/MOD A	6
2	E	CDS TRI-C	ADV COMP	11
2	E	CDS TRI-C	ADV ELD SH 2B	22
2	E	CDS TRI-C	AFRO-AM LIT	4
2	E	CDS TRI-C	AM LIT COMP	16
2	E	CDS TRI-C	BIOLOGY:LIVING EARTH A	14
2	E	CDS TRI-C	BIOLOGY:LIVING EARTH B	12
2	E	CDS TRI-C	CC ALG 2 TUT LAB A	4
2	E	CDS TRI-C	CC ALG 2 TUT LAB B	1
2	E	CDS TRI-C	CC ALGEBRA 1	17
2	E	CDS TRI-C	CC ALGEBRA 2A	13
2	E	CDS TRI-C	CC ALGEBRA 2B	11
2	E	CDS TRI-C	CC GEOMETRY A	14
2	E	CDS TRI-C	CC GEOMETRY B	15
2	E	CDS TRI-C	CHEMISTRY:EARTH SYS A	16
2	E	CDS TRI-C	CHEMISTRY:EARTH SYS B	10
2	E	CDS TRI-C	ECONOMICS	20
2	E	CDS TRI-C	ENGLISH 10A	16

***Count of Sufficiency means:** Each class (elementary schools) or section (secondary schools) has verified sufficiency per subject matter.

Board District	Region	School Name	Class/Section Name	*Count of Number of classes/sections verifying sufficiency
2	E	CDS TRI-C	ENGLISH 10B	15
2	E	CDS TRI-C	ENGLISH 9A	16
2	E	CDS TRI-C	ENGLISH 9B	15
2	E	CDS TRI-C	ENV STU A	16
2	E	CDS TRI-C	ENV STU B	2
2	E	CDS TRI-C	EXPOS COMP	16
2	E	CDS TRI-C	HEALTH SH	19
2	E	CDS TRI-C	INTRO TO ETHNIC STUDIES	11
2	E	CDS TRI-C	PRIN AM DEMOCR	23
2	E	CDS TRI-C	US HIST 20TH A	19
2	E	CDS TRI-C	US HIST 20TH B	17
2	E	CDS TRI-C	WHG: MOD WLD A	14
2	E	CDS TRI-C	WHG: MOD WLD B	17
2	E	CENTRAL HS	ADV COMP	13
2	E	CENTRAL HS	ADV ELD SH 2B	19
2	E	CENTRAL HS	AFRO-AM LIT	5
2	E	CENTRAL HS	AM LIT COMP	18
2	E	CENTRAL HS	BIOLOGY:LIVING EARTH A	13
2	E	CENTRAL HS	BIOLOGY:LIVING EARTH B	17
2	E	CENTRAL HS	CC ALG 2 TUT LAB A	4
2	E	CENTRAL HS	CC ALG 2 TUT LAB B	2
2	E	CENTRAL HS	CC ALGEBRA 1	14
2	E	CENTRAL HS	CC ALGEBRA 2A	11
2	E	CENTRAL HS	CC ALGEBRA 2B	10
2	E	CENTRAL HS	CC GEOMETRY A	16
2	E	CENTRAL HS	CC GEOMETRY B	13
2	E	CENTRAL HS	CHEMISTRY:EARTH SYS A	16

***Count of Sufficiency means:** Each class (elementary schools) or section (secondary schools) has verified sufficiency per subject matter.

Board District	Region	School Name	Class/Section Name	*Count of Number of classes/sections verifying sufficiency
2	E	CENTRAL HS	CHEMISTRY:EARTH SYS B	13
2	E	CENTRAL HS	ECONOMICS	22
2	E	CENTRAL HS	ENGLISH 10A	16
2	E	CENTRAL HS	ENGLISH 10B	20
2	E	CENTRAL HS	ENGLISH 9A	20
2	E	CENTRAL HS	ENGLISH 9B	14
2	E	CENTRAL HS	ENV STU A	4
2	E	CENTRAL HS	ENV STU B	1
2	E	CENTRAL HS	EXPOS COMP	21
2	E	CENTRAL HS	FINANCIAL ALGEBRA 2A	1
2	E	CENTRAL HS	FINANCIAL ALGEBRA 2B	1
2	E	CENTRAL HS	HEALTH SH	16
2	E	CENTRAL HS	INTRO TO ETHNIC STUDIES	5
2	E	CENTRAL HS	PRIN AM DEMOCR	25
2	E	CENTRAL HS	SPANISH 1A	2
2	E	CENTRAL HS	SPANISH 1B	1
2	E	CENTRAL HS	SPANISH 2A	1
2	E	CENTRAL HS	SPANISH 2B	1
2	E	CENTRAL HS	US HIST 20TH A	17
2	E	CENTRAL HS	US HIST 20TH B	17
2	E	CENTRAL HS	WHG: MOD WLD A	19
2	E	CENTRAL HS	WHG: MOD WLD B	17
2	E	CHAVEZ EL	Health	17
2	E	CHAVEZ EL	History/Social Science	17
2	E	CHAVEZ EL	Mathematics	17
2	E	CHAVEZ EL	Reading/English Language Arts	17
2	E	CHAVEZ EL	Science	17

***Count of Sufficiency means:** Each class (elementary schools) or section (secondary schools) has verified sufficiency per subject matter.

Board District	Region	School Name	Class/Section Name	*Count of Number of classes/sections verifying sufficiency
2	E	CITY OF ANGELS	ACADEMIC ELD 3A	2
2	E	CITY OF ANGELS	ADV ELD MS 1A	1
2	E	CITY OF ANGELS	ADV ELD MS 2A	1
2	E	CITY OF ANGELS	ADV ELD SH 2A	5
2	E	CITY OF ANGELS	ADV ELD SH 2B	3
2	E	CITY OF ANGELS	ADV ELD SH A	3
2	E	CITY OF ANGELS	ADV ELD SH B	2
2	E	CITY OF ANGELS	AFRO-AM HIST	5
2	E	CITY OF ANGELS	AM LIT COMP	40
2	E	CITY OF ANGELS	AP CALC A EDGL	1
2	E	CITY OF ANGELS	AP ELAN A EDGL	1
2	E	CITY OF ANGELS	AP ENV SCI A APXL	1
2	E	CITY OF ANGELS	BIO A EDG	25
2	E	CITY OF ANGELS	BIO B EDG	21
2	E	CITY OF ANGELS	BIOCHEMISTRY OF FOODS A	15
2	E	CITY OF ANGELS	BIOCHEMISTRY OF FOODS B	12
2	E	CITY OF ANGELS	BIOLOGY:LIVING EARTH A	26
2	E	CITY OF ANGELS	BIOLOGY:LIVING EARTH B	40
2	E	CITY OF ANGELS	BRITISH LIT EDG	6
2	E	CITY OF ANGELS	CC ALG 1 EDG	32
2	E	CITY OF ANGELS	CC ALGEBRA 1	57
2	E	CITY OF ANGELS	CC ALGEBRA 2A	29
2	E	CITY OF ANGELS	CC ALGEBRA 2A EDG	23
2	E	CITY OF ANGELS	CC ALGEBRA 2B	22
2	E	CITY OF ANGELS	CC ALGEBRA 2B EDG	22
2	E	CITY OF ANGELS	CC ENG 10A EDG	25
2	E	CITY OF ANGELS	CC ENG 10B EDG	24

***Count of Sufficiency means:** Each class (elementary schools) or section (secondary schools) has verified sufficiency per subject matter.

Board District	Region	School Name	Class/Section Name	*Count of Number of classes/sections verifying sufficiency
2	E	CITY OF ANGELS	CC ENG 11A EDG	34
2	E	CITY OF ANGELS	CC ENG 11B EDG	31
2	E	CITY OF ANGELS	CC ENG 9A EDG	19
2	E	CITY OF ANGELS	CC ENG 9B EDG	11
2	E	CITY OF ANGELS	CC GEOM A EDG	27
2	E	CITY OF ANGELS	CC GEOM B EDG	23
2	E	CITY OF ANGELS	CC GEOMETRY A	43
2	E	CITY OF ANGELS	CC GEOMETRY B	30
2	E	CITY OF ANGELS	CC MATH 6A	10
2	E	CITY OF ANGELS	CC MATH 7A	14
2	E	CITY OF ANGELS	CC MATH 8A	18
2	E	CITY OF ANGELS	CC PRECALC A EDG	8
2	E	CITY OF ANGELS	CC PRECALC B EDG	2
2	E	CITY OF ANGELS	CHEM A EDG	37
2	E	CITY OF ANGELS	CHEM B EDG	28
2	E	CITY OF ANGELS	CHEMISTRY:EARTH SYS A	4
2	E	CITY OF ANGELS	CHEMISTRY:EARTH SYS B	4
2	E	CITY OF ANGELS	CREAT WRIT	1
2	E	CITY OF ANGELS	ECONOMICS	46
2	E	CITY OF ANGELS	ECONOMICS EDG	29
2	E	CITY OF ANGELS	ENGLISH 10A	44
2	E	CITY OF ANGELS	ENGLISH 10B	36
2	E	CITY OF ANGELS	ENGLISH 6A	10
2	E	CITY OF ANGELS	ENGLISH 7A	14
2	E	CITY OF ANGELS	ENGLISH 8A	18
2	E	CITY OF ANGELS	ENGLISH 9A	37
2	E	CITY OF ANGELS	ENGLISH 9B	29

***Count of Sufficiency means:** Each class (elementary schools) or section (secondary schools) has verified sufficiency per subject matter.

Board District	Region	School Name	Class/Section Name	*Count of Number of classes/sections verifying sufficiency
2	E	CITY OF ANGELS	ERW A EDG	39
2	E	CITY OF ANGELS	ERW B EDG	27
2	E	CITY OF ANGELS	ERWC A	41
2	E	CITY OF ANGELS	ERWC B	30
2	E	CITY OF ANGELS	EXPOS COMP	22
2	E	CITY OF ANGELS	FINANCIAL ALGEBRA 2B	1
2	E	CITY OF ANGELS	GEOG A	3
2	E	CITY OF ANGELS	GEOG B	4
2	E	CITY OF ANGELS	GEOGRAPHY EDG	2
2	E	CITY OF ANGELS	Health	11
2	E	CITY OF ANGELS	HEALTH SH	39
2	E	CITY OF ANGELS	History/Social Science	11
2	E	CITY OF ANGELS	INTEG SCIENCE 7	14
2	E	CITY OF ANGELS	INTEGR SCIENCE 6A	9
2	E	CITY OF ANGELS	INTEGR SCIENCE 8A	18
2	E	CITY OF ANGELS	INTERACTIONS A	43
2	E	CITY OF ANGELS	INTERACTIONS B	30
2	E	CITY OF ANGELS	INTRO PSYCH	31
2	E	CITY OF ANGELS	INTRO SOCIO	20
2	E	CITY OF ANGELS	INTRO TO ETHNIC STUDIES	32
2	E	CITY OF ANGELS	L & L EL SH A	1
2	E	CITY OF ANGELS	Mathematics	11
2	E	CITY OF ANGELS	MEX AM LIT	12
2	E	CITY OF ANGELS	MEX AM STU	9
2	E	CITY OF ANGELS	MODERN LIT	7
2	E	CITY OF ANGELS	PHYS OF THE UNIV A EDGL	2
2	E	CITY OF ANGELS	PHYS OF THE UNIV B EDGL	1

***Count of Sufficiency means:** Each class (elementary schools) or section (secondary schools) has verified sufficiency per subject matter.

Board District	Region	School Name	Class/Section Name	*Count of Number of classes/sections verifying sufficiency
2	E	CITY OF ANGELS	PHYSICS:THE UNIVERSE A	1
2	E	CITY OF ANGELS	PHYSICS:THE UNIVERSE B	2
2	E	CITY OF ANGELS	PHYSIOLOGY A	1
2	E	CITY OF ANGELS	PHYSIOLOGY B	2
2	E	CITY OF ANGELS	PRECALC A	2
2	E	CITY OF ANGELS	PRECALC B	2
2	E	CITY OF ANGELS	PRIN AM DEM EDG	40
2	E	CITY OF ANGELS	PRIN AM DEMOCR	60
2	E	CITY OF ANGELS	PSYCH A EDG	25
2	E	CITY OF ANGELS	PSYCH B EDG	12
2	E	CITY OF ANGELS	Reading/English Language Arts	11
2	E	CITY OF ANGELS	Science	11
2	E	CITY OF ANGELS	SOCIO EDG	14
2	E	CITY OF ANGELS	SPAN 1A EDG	51
2	E	CITY OF ANGELS	SPAN 1B EDG	42
2	E	CITY OF ANGELS	SPAN 2A EDG	44
2	E	CITY OF ANGELS	SPAN 2B EDG	42
2	E	CITY OF ANGELS	SPANISH 2B	1
2	E	CITY OF ANGELS	SPANISH 3A EDG	7
2	E	CITY OF ANGELS	SPANISH 3B EDG	2
2	E	CITY OF ANGELS	STAT & PROB A	3
2	E	CITY OF ANGELS	STAT & PROB A EDGL	2
2	E	CITY OF ANGELS	STAT & PROB B EDGL	1
2	E	CITY OF ANGELS	US HIST 20TH A	45
2	E	CITY OF ANGELS	US HIST 20TH B	46
2	E	CITY OF ANGELS	US HIST A EDG	28
2	E	CITY OF ANGELS	US HIST B EDG	33

***Count of Sufficiency means:** Each class (elementary schools) or section (secondary schools) has verified sufficiency per subject matter.

Board District	Region	School Name	Class/Section Name	*Count of Number of classes/sections verifying sufficiency
2	E	CITY OF ANGELS	US HIST G&C A	18
2	E	CITY OF ANGELS	WHG: ANC CIV A	10
2	E	CITY OF ANGELS	WHG: MED/MOD A	16
2	E	CITY OF ANGELS	WHG: MOD WLD A	43
2	E	CITY OF ANGELS	WHG: MOD WLD B	41
2	E	CITY OF ANGELS	WLD HIST A EDG	24
2	E	CITY OF ANGELS	WLD HIST B EDG	18
2	E	CITY TERRACE DTM	Health	7
2	E	CITY TERRACE DTM	History/Social Science	7
2	E	CITY TERRACE DTM	Mathematics	7
2	E	CITY TERRACE DTM	Reading/English Language Arts	7
2	E	CITY TERRACE DTM	Science	7
2	E	CITY TERRACE EL	Health	12
2	E	CITY TERRACE EL	History/Social Science	12
2	E	CITY TERRACE EL	Mathematics	12
2	E	CITY TERRACE EL	Reading/English Language Arts	12
2	E	CITY TERRACE EL	Science	12
2	E	COMMONWLTH AV GAT MG	Health	4
2	E	COMMONWLTH AV GAT MG	History/Social Science	4
2	E	COMMONWLTH AV GAT MG	Mathematics	4
2	E	COMMONWLTH AV GAT MG	Reading/English Language Arts	4
2	E	COMMONWLTH AV GAT MG	Science	4
2	E	COMMONWLTH AVE EL	Health	37
2	E	COMMONWLTH AVE EL	History/Social Science	37
2	E	COMMONWLTH AVE EL	Mathematics	37
2	E	COMMONWLTH AVE EL	Reading/English Language Arts	37
2	E	COMMONWLTH AVE EL	Science	37

***Count of Sufficiency means:** Each class (elementary schools) or section (secondary schools) has verified sufficiency per subject matter.

Board District	Region	School Name	Class/Section Name	*Count of Number of classes/sections verifying sufficiency
2	E	CONTRERAS LC ALC	ACADEMIC ELD 3A	1
2	E	CONTRERAS LC ALC	ACADEMIC ELD 4A	1
2	E	CONTRERAS LC ALC	ADV COMP	1
2	E	CONTRERAS LC ALC	ADV ELD SH A	2
2	E	CONTRERAS LC ALC	AM LIT COMP	2
2	E	CONTRERAS LC ALC	AP CALCULUS A	1
2	E	CONTRERAS LC ALC	AP ENG LANG A	2
2	E	CONTRERAS LC ALC	AP ENG LIT A	2
2	E	CONTRERAS LC ALC	AP ENV SCI A	1
2	E	CONTRERAS LC ALC	AP GOVT & POL	1
2	E	CONTRERAS LC ALC	AP PHYSICS 1A	1
2	E	CONTRERAS LC ALC	AP ST ART 2D A	1
2	E	CONTRERAS LC ALC	AP US HIST A	2
2	E	CONTRERAS LC ALC	AP WLD HIST A	1
2	E	CONTRERAS LC ALC	BIOLOGY:LIVING EARTH A	2
2	E	CONTRERAS LC ALC	CC ALG 2B EDGP	1
2	E	CONTRERAS LC ALC	CC ALGEBRA 1	5
2	E	CONTRERAS LC ALC	CC ALGEBRA 2A	4
2	E	CONTRERAS LC ALC	CC ENG 11A EDGP	1
2	E	CONTRERAS LC ALC	CC GEOMETRY A	5
2	E	CONTRERAS LC ALC	CHEMISTRY:EARTH SYS A	1
2	E	CONTRERAS LC ALC	ELD 1A	1
2	E	CONTRERAS LC ALC	ELD 2A	1
2	E	CONTRERAS LC ALC	ENGLISH 10A	3
2	E	CONTRERAS LC ALC	ENGLISH 9A	3
2	E	CONTRERAS LC ALC	ERWC A	3
2	E	CONTRERAS LC ALC	H BIOLOGY:LIVING EARTH A	2

***Count of Sufficiency means:** Each class (elementary schools) or section (secondary schools) has verified sufficiency per subject matter.

Board District	Region	School Name	Class/Section Name	*Count of Number of classes/sections verifying sufficiency
2	E	CONTRERAS LC ALC	H CHEMISTRY:EARTH SYS A	1
2	E	CONTRERAS LC ALC	H ENGLISH 10A	2
2	E	CONTRERAS LC ALC	H ENGLISH 9A	2
2	E	CONTRERAS LC ALC	H WHG: MOD WLD A	2
2	E	CONTRERAS LC ALC	HEALTH SH	2
2	E	CONTRERAS LC ALC	INT DATA SCI A	2
2	E	CONTRERAS LC ALC	INTRO PSYCH	1
2	E	CONTRERAS LC ALC	INTRO SOCIO	1
2	E	CONTRERAS LC ALC	INTRO TO ETHNIC STUDIES	2
2	E	CONTRERAS LC ALC	JOURNALISM 1A	1
2	E	CONTRERAS LC ALC	L & L EL SH 2A	2
2	E	CONTRERAS LC ALC	L & L EL SH A	2
2	E	CONTRERAS LC ALC	PHYSICS:THE UNIVERSE A	3
2	E	CONTRERAS LC ALC	PRECALC A	2
2	E	CONTRERAS LC ALC	PRIN AM DEMOCR	2
2	E	CONTRERAS LC ALC	SPAN SP 1A	3
2	E	CONTRERAS LC ALC	SPAN SP 2A	1
2	E	CONTRERAS LC ALC	SPANISH 1A	1
2	E	CONTRERAS LC ALC	SPANISH 2A	1
2	E	CONTRERAS LC ALC	SPANISH 2A EDGL	1
2	E	CONTRERAS LC ALC	US HIST 20TH A	2
2	E	CONTRERAS LC ALC	WHG: MOD WLD A	2
2	E	CONTRERAS LC BUS TR	ACADEMIC ELD 3A	1
2	E	CONTRERAS LC BUS TR	ADV ELD SH 2A	1
2	E	CONTRERAS LC BUS TR	ADV ELD SH A	2
2	E	CONTRERAS LC BUS TR	AM LIT COMP	4
2	E	CONTRERAS LC BUS TR	AP CHEMISTRY A	1

***Count of Sufficiency means:** Each class (elementary schools) or section (secondary schools) has verified sufficiency per subject matter.

Board District	Region	School Name	Class/Section Name	*Count of Number of classes/sections verifying sufficiency
2	E	CONTRERAS LC BUS TR	AP ENG LANG A	1
2	E	CONTRERAS LC BUS TR	AP ENG LIT A	1
2	E	CONTRERAS LC BUS TR	AP ENV SCI A	1
2	E	CONTRERAS LC BUS TR	AP PRE-CALC A	1
2	E	CONTRERAS LC BUS TR	AP SPAN LNG A	1
2	E	CONTRERAS LC BUS TR	AP STATISTICS A	1
2	E	CONTRERAS LC BUS TR	AP US HIST A	1
2	E	CONTRERAS LC BUS TR	BIOLOGY:LIVING EARTH A	5
2	E	CONTRERAS LC BUS TR	CC ALG 2 TUT LAB A	1
2	E	CONTRERAS LC BUS TR	CC ALGEBRA 1	5
2	E	CONTRERAS LC BUS TR	CC ALGEBRA 2A	4
2	E	CONTRERAS LC BUS TR	CC GEOMETRY A	5
2	E	CONTRERAS LC BUS TR	CHEMISTRY:EARTH SYS A	4
2	E	CONTRERAS LC BUS TR	DEV READ HS A	1
2	E	CONTRERAS LC BUS TR	ECOTOURISM A	2
2	E	CONTRERAS LC BUS TR	ELD 1A	2
2	E	CONTRERAS LC BUS TR	ELD 2A	2
2	E	CONTRERAS LC BUS TR	ENGLISH 10A	4
2	E	CONTRERAS LC BUS TR	ENGLISH 9A	5
2	E	CONTRERAS LC BUS TR	EXPOS COMP	3
2	E	CONTRERAS LC BUS TR	GEOG A	2
2	E	CONTRERAS LC BUS TR	H CC GEOMETRY A	1
2	E	CONTRERAS LC BUS TR	H ENGLISH 10A	1
2	E	CONTRERAS LC BUS TR	H WHG: MOD WLD A	1
2	E	CONTRERAS LC BUS TR	JOURNALISM 1A	1
2	E	CONTRERAS LC BUS TR	JOURNALISM 2A	1
2	E	CONTRERAS LC BUS TR	L & L EL SH 2A	3

***Count of Sufficiency means:** Each class (elementary schools) or section (secondary schools) has verified sufficiency per subject matter.

Board District	Region	School Name	Class/Section Name	*Count of Number of classes/sections verifying sufficiency
2	E	CONTRERAS LC BUS TR	L & L EL SH A	2
2	E	CONTRERAS LC BUS TR	MARINE BIO A	1
2	E	CONTRERAS LC BUS TR	PRECALC A	2
2	E	CONTRERAS LC BUS TR	PRIN AM DEMOCR	4
2	E	CONTRERAS LC BUS TR	SPAN SP 1A	2
2	E	CONTRERAS LC BUS TR	SPANISH 1A	1
2	E	CONTRERAS LC BUS TR	SPANISH 2A	1
2	E	CONTRERAS LC BUS TR	SPANISH 3A	1
2	E	CONTRERAS LC BUS TR	US HIST 20TH A	4
2	E	CONTRERAS LC BUS TR	US HIST 20TH B	1
2	E	CONTRERAS LC BUS TR	WHG: MOD WLD A	4
2	E	CONTRERAS LC GLBL ST	AM LIT COMP	3
2	E	CONTRERAS LC GLBL ST	BIOLOGY:LIVING EARTH A	3
2	E	CONTRERAS LC GLBL ST	CC ALG 1 TUT LAB A	4
2	E	CONTRERAS LC GLBL ST	CC ALG 2 TUT LAB A	3
2	E	CONTRERAS LC GLBL ST	CC ALGEBRA 1	3
2	E	CONTRERAS LC GLBL ST	CC ALGEBRA 2A	3
2	E	CONTRERAS LC GLBL ST	CC GEOM TUT LAB A	3
2	E	CONTRERAS LC GLBL ST	CC GEOMETRY A	2
2	E	CONTRERAS LC GLBL ST	CHEMISTRY:EARTH SYS B	1
2	E	CONTRERAS LC GLBL ST	DEV ELS SH A	1
2	E	CONTRERAS LC GLBL ST	ECONOMICS	2
2	E	CONTRERAS LC GLBL ST	ELD 10A	3
2	E	CONTRERAS LC GLBL ST	ELD 11A	2
2	E	CONTRERAS LC GLBL ST	ELD 12A	3
2	E	CONTRERAS LC GLBL ST	ELD 1A	2
2	E	CONTRERAS LC GLBL ST	ELD 2A	2

***Count of Sufficiency means:** Each class (elementary schools) or section (secondary schools) has verified sufficiency per subject matter.

Board District	Region	School Name	Class/Section Name	*Count of Number of classes/sections verifying sufficiency
2	E	CONTRERAS LC GLBL ST	ELD 9A	3
2	E	CONTRERAS LC GLBL ST	ENGLISH 10A	2
2	E	CONTRERAS LC GLBL ST	ENGLISH 9A	3
2	E	CONTRERAS LC GLBL ST	EXPOS COMP	2
2	E	CONTRERAS LC GLBL ST	GEOG A	1
2	E	CONTRERAS LC GLBL ST	H CC ALGEBRA 1	1
2	E	CONTRERAS LC GLBL ST	H CC GEOMETRY A	1
2	E	CONTRERAS LC GLBL ST	H ENGLISH 10A	1
2	E	CONTRERAS LC GLBL ST	H ENGLISH 9A	1
2	E	CONTRERAS LC GLBL ST	HEALTH SH	4
2	E	CONTRERAS LC GLBL ST	HUMANITIES A	3
2	E	CONTRERAS LC GLBL ST	LAT AM STU	3
2	E	CONTRERAS LC GLBL ST	MATH NON EQUIV COL	3
2	E	CONTRERAS LC GLBL ST	PHYSICS:THE UNIVERSE A	2
2	E	CONTRERAS LC GLBL ST	PHYSICS:THE UNIVERSE B	2
2	E	CONTRERAS LC GLBL ST	SPAN CLT/CONV	1
2	E	CONTRERAS LC GLBL ST	SPAN SP 1A	3
2	E	CONTRERAS LC GLBL ST	SPANISH 1A	2
2	E	CONTRERAS LC GLBL ST	SPANISH 2A	2
2	E	CONTRERAS LC GLBL ST	STAT & PROB A	4
2	E	CONTRERAS LC GLBL ST	US HIST 20TH A	3
2	E	CONTRERAS LC GLBL ST	WHG: MOD WLD A	4
2	E	CONTRERAS LC SOC JUS	ACADEMIC ELD 3A	2
2	E	CONTRERAS LC SOC JUS	ACADEMIC ELD 4A	2
2	E	CONTRERAS LC SOC JUS	ADV ELD SH 2A	2
2	E	CONTRERAS LC SOC JUS	ADV ELD SH A	2
2	E	CONTRERAS LC SOC JUS	AM LIT COMP	2

***Count of Sufficiency means:** Each class (elementary schools) or section (secondary schools) has verified sufficiency per subject matter.

Board District	Region	School Name	Class/Section Name	*Count of Number of classes/sections verifying sufficiency
2	E	CONTRERAS LC SOC JUS	AP CALCULUS A	1
2	E	CONTRERAS LC SOC JUS	AP ENG LANG A	1
2	E	CONTRERAS LC SOC JUS	AP ENG LIT A	1
2	E	CONTRERAS LC SOC JUS	AP GOVT & POL	1
2	E	CONTRERAS LC SOC JUS	AP US HIST A	1
2	E	CONTRERAS LC SOC JUS	BIOLOGY:LIVING EARTH A	6
2	E	CONTRERAS LC SOC JUS	CC ALG 1 TUT LAB A	3
2	E	CONTRERAS LC SOC JUS	CC ALG 2 TUT LAB A	3
2	E	CONTRERAS LC SOC JUS	CC ALGEBRA 1	3
2	E	CONTRERAS LC SOC JUS	CC ALGEBRA 2A	4
2	E	CONTRERAS LC SOC JUS	CC GEOM TUT LAB A	4
2	E	CONTRERAS LC SOC JUS	CC GEOMETRY A	5
2	E	CONTRERAS LC SOC JUS	CHEMISTRY:EARTH SYS A	4
2	E	CONTRERAS LC SOC JUS	ELD 1A	2
2	E	CONTRERAS LC SOC JUS	ELD 2A	4
2	E	CONTRERAS LC SOC JUS	ENGLISH 10A	4
2	E	CONTRERAS LC SOC JUS	ENGLISH 9A	6
2	E	CONTRERAS LC SOC JUS	ERWC A	2
2	E	CONTRERAS LC SOC JUS	H WHG: MOD WLD A	1
2	E	CONTRERAS LC SOC JUS	HEALTH SH	2
2	E	CONTRERAS LC SOC JUS	INTRO TO ETHNIC STUDIES	2
2	E	CONTRERAS LC SOC JUS	MEX AM LIT	9
2	E	CONTRERAS LC SOC JUS	PHYSICS:THE UNIVERSE A	2
2	E	CONTRERAS LC SOC JUS	PRECALC A	2
2	E	CONTRERAS LC SOC JUS	PRIN AM DEMOCR	2
2	E	CONTRERAS LC SOC JUS	SPAN SP 1A	4
2	E	CONTRERAS LC SOC JUS	SPAN SP 2A	1

***Count of Sufficiency means:** Each class (elementary schools) or section (secondary schools) has verified sufficiency per subject matter.

Board District	Region	School Name	Class/Section Name	*Count of Number of classes/sections verifying sufficiency
2	E	CONTRERAS LC SOC JUS	SPANISH 2A	1
2	E	CONTRERAS LC SOC JUS	SPANISH 3A	1
2	E	CONTRERAS LC SOC JUS	STAT & PROB A	2
2	E	CONTRERAS LC SOC JUS	US HIST 20TH A	3
2	E	CONTRERAS LC SOC JUS	WHG: MOD WLD A	4
2	E	CORTINES SCH OF VAPA	AM LIT COMP	10
2	E	CORTINES SCH OF VAPA	AM SIGN LNG 1A	1
2	E	CORTINES SCH OF VAPA	AM SIGN LNG 2A	1
2	E	CORTINES SCH OF VAPA	AP AFRICAN-AM STU A	1
2	E	CORTINES SCH OF VAPA	AP BIO A	1
2	E	CORTINES SCH OF VAPA	AP CALCULUS A	1
2	E	CORTINES SCH OF VAPA	AP CALCULUS B	1
2	E	CORTINES SCH OF VAPA	AP ENG LANG A	2
2	E	CORTINES SCH OF VAPA	AP ENG LIT A	2
2	E	CORTINES SCH OF VAPA	AP GOVT & POL	1
2	E	CORTINES SCH OF VAPA	AP HUMAN GEO A	1
2	E	CORTINES SCH OF VAPA	AP PRE-CALC A	1
2	E	CORTINES SCH OF VAPA	AP PSYCHOLOG A	2
2	E	CORTINES SCH OF VAPA	AP SPAN LIT A	1
2	E	CORTINES SCH OF VAPA	AP ST ART 2D A	2
2	E	CORTINES SCH OF VAPA	AP ST ART 3D A	1
2	E	CORTINES SCH OF VAPA	AP ST ART DR A	2
2	E	CORTINES SCH OF VAPA	AP STATISTICS A	1
2	E	CORTINES SCH OF VAPA	AP US HIST A	2
2	E	CORTINES SCH OF VAPA	AP WLD HIST A	2
2	E	CORTINES SCH OF VAPA	BALLET SH 2A	1
2	E	CORTINES SCH OF VAPA	BALLET SH 3A	1

***Count of Sufficiency means:** Each class (elementary schools) or section (secondary schools) has verified sufficiency per subject matter.

Board District	Region	School Name	Class/Section Name	*Count of Number of classes/sections verifying sufficiency
2	E	CORTINES SCH OF VAPA	BIO:LIVING EARTH A EDGL	1
2	E	CORTINES SCH OF VAPA	BIOLOGY:LIVING EARTH A	5
2	E	CORTINES SCH OF VAPA	CC ALG 1B EDGP	1
2	E	CORTINES SCH OF VAPA	CC ALGEBRA 1	13
2	E	CORTINES SCH OF VAPA	CC ALGEBRA 2A	6
2	E	CORTINES SCH OF VAPA	CC ENG 10A EDGP	5
2	E	CORTINES SCH OF VAPA	CC ENG 10B EDGP	2
2	E	CORTINES SCH OF VAPA	CC ENG 11A EDGP	3
2	E	CORTINES SCH OF VAPA	CC ENG 11B EDGP	2
2	E	CORTINES SCH OF VAPA	CC ENG 9A EDGP	5
2	E	CORTINES SCH OF VAPA	CC ENG 9B EDGP	4
2	E	CORTINES SCH OF VAPA	CC GEOM A EDGP	1
2	E	CORTINES SCH OF VAPA	CC GEOM B EDGP	2
2	E	CORTINES SCH OF VAPA	CC GEOMETRY A	12
2	E	CORTINES SCH OF VAPA	CHEM IN EAR SYS B EDGVP	3
2	E	CORTINES SCH OF VAPA	CHEMISTRY:EARTH SYS A	10
2	E	CORTINES SCH OF VAPA	DEV ELS SH A	14
2	E	CORTINES SCH OF VAPA	DEV MATH SH A	14
2	E	CORTINES SCH OF VAPA	DEV READ HS A	10
2	E	CORTINES SCH OF VAPA	ELD 10A	1
2	E	CORTINES SCH OF VAPA	ELD 11A	1
2	E	CORTINES SCH OF VAPA	ELD 12A	1
2	E	CORTINES SCH OF VAPA	ELD 9A	1
2	E	CORTINES SCH OF VAPA	ENGLISH 10A	8
2	E	CORTINES SCH OF VAPA	ENGLISH 9A	11
2	E	CORTINES SCH OF VAPA	EXPOS COMP	8
2	E	CORTINES SCH OF VAPA	H BIOLOGY:LIVING EARTH A	2

***Count of Sufficiency means:** Each class (elementary schools) or section (secondary schools) has verified sufficiency per subject matter.

Board District	Region	School Name	Class/Section Name	*Count of Number of classes/sections verifying sufficiency
2	E	CORTINES SCH OF VAPA	H CHEMISTRY:EARTH SYS A	4
2	E	CORTINES SCH OF VAPA	H ENGLISH 10A	5
2	E	CORTINES SCH OF VAPA	H ENGLISH 9A	3
2	E	CORTINES SCH OF VAPA	H TECH SCR WRI & ANALYS A	1
2	E	CORTINES SCH OF VAPA	HEALTH SH	6
2	E	CORTINES SCH OF VAPA	HS INT NEW ELD A	1
2	E	CORTINES SCH OF VAPA	HS INT NEW ELD B	1
2	E	CORTINES SCH OF VAPA	INTRO TO ETHNIC STUDIES	6
2	E	CORTINES SCH OF VAPA	JAPAN 1A	5
2	E	CORTINES SCH OF VAPA	JAPAN 2A	5
2	E	CORTINES SCH OF VAPA	JAPAN 3A	2
2	E	CORTINES SCH OF VAPA	JOURNALISM 1A	1
2	E	CORTINES SCH OF VAPA	MARINE BIO A	4
2	E	CORTINES SCH OF VAPA	PHYSICS:THE UNIVERSE A	1
2	E	CORTINES SCH OF VAPA	PHYSIOLOGY A	3
2	E	CORTINES SCH OF VAPA	PRECALC A	3
2	E	CORTINES SCH OF VAPA	PRIN AM DEMOCR	8
2	E	CORTINES SCH OF VAPA	SPAN SP 1A	2
2	E	CORTINES SCH OF VAPA	SPAN SP 2A	1
2	E	CORTINES SCH OF VAPA	SPANISH 1A	4
2	E	CORTINES SCH OF VAPA	SPANISH 2A	6
2	E	CORTINES SCH OF VAPA	SPANISH 3A	4
2	E	CORTINES SCH OF VAPA	STAT & PROB A	2
2	E	CORTINES SCH OF VAPA	US HIST 20TH A	9
2	E	CORTINES SCH OF VAPA	US HIST A EDGP	3
2	E	CORTINES SCH OF VAPA	US HIST B EDGP	2
2	E	CORTINES SCH OF VAPA	WHG M A EDGP	4

***Count of Sufficiency means:** Each class (elementary schools) or section (secondary schools) has verified sufficiency per subject matter.

Board District	Region	School Name	Class/Section Name	*Count of Number of classes/sections verifying sufficiency
2	E	CORTINES SCH OF VAPA	WHG M B EDGP	3
2	E	CORTINES SCH OF VAPA	WHG: MOD WLD A	10
2	E	DBM	ACADEMIC ELD 3A	1
2	E	DBM	ACCOUNTING A	1
2	E	DBM	ADV ELD SH 2A	1
2	E	DBM	ADV ELD SH A	1
2	E	DBM	AM LIT COMP	2
2	E	DBM	AP ART HIS A	1
2	E	DBM	AP BIO A	2
2	E	DBM	AP CALCULUS A	2
2	E	DBM	AP CALCULUS B	2
2	E	DBM	AP CHEMISTRY A	1
2	E	DBM	AP CHIN LANG A	1
2	E	DBM	AP COMP SC A A	1
2	E	DBM	AP ENG LANG A	2
2	E	DBM	AP ENG LIT A	4
2	E	DBM	AP ENV SCI A	2
2	E	DBM	AP GOVT & POL	3
2	E	DBM	AP HUMAN GEO A	2
2	E	DBM	AP PHYSICS 1A	2
2	E	DBM	AP PSYCHOLOG A	2
2	E	DBM	AP SPAN LNG A	1
2	E	DBM	AP ST ART 2D A	1
2	E	DBM	AP ST ART DR A	1
2	E	DBM	AP US HIST A	3
2	E	DBM	AP WLD HIST A	3
2	E	DBM	BIOLOGY:LIVING EARTH A	9

***Count of Sufficiency means:** Each class (elementary schools) or section (secondary schools) has verified sufficiency per subject matter.

Board District	Region	School Name	Class/Section Name	*Count of Number of classes/sections verifying sufficiency
2	E	DBM	CC ALGEBRA 1	8
2	E	DBM	CC ALGEBRA 2A	10
2	E	DBM	CC GEOMETRY A	9
2	E	DBM	CC GEOMETRY B	1
2	E	DBM	CHEMISTRY:EARTH SYS A	6
2	E	DBM	DEV MATH SH A	1
2	E	DBM	DEV READ HS A	1
2	E	DBM	ECONOMICS	2
2	E	DBM	ELD 2A	1
2	E	DBM	ENGLISH 10A	3
2	E	DBM	ENGLISH 10B	1
2	E	DBM	ENGLISH 9A	3
2	E	DBM	ENGLISH 9B	1
2	E	DBM	ENGLISH NON EQUIV COL	1
2	E	DBM	ERWC A	4
2	E	DBM	H ADV MATH A	2
2	E	DBM	H ADV BIO A	1
2	E	DBM	H AM LIT COMP	3
2	E	DBM	H ENGLISH 10A	6
2	E	DBM	H ENGLISH 9A	6
2	E	DBM	H HUMANITIES A	1
2	E	DBM	H PRECALC A	3
2	E	DBM	H SPAN SP 2A	1
2	E	DBM	H STATISTICS A	3
2	E	DBM	HEALTH SH	4
2	E	DBM	IB BIO SL A	1
2	E	DBM	IB ENG HL 1A	1

***Count of Sufficiency means:** Each class (elementary schools) or section (secondary schools) has verified sufficiency per subject matter.

Board District	Region	School Name	Class/Section Name	*Count of Number of classes/sections verifying sufficiency
2	E	DBM	IB ENGLISH HL 2A	1
2	E	DBM	IB HS AMR HL 2A	1
2	E	DBM	IB MATH ANLYS & APPR SL A	1
2	E	DBM	IB MATH APPL & INTRP SL A	1
2	E	DBM	IB PHYSICS SL A	1
2	E	DBM	IB SPAN SL A	1
2	E	DBM	INTRO TO ETHNIC STUDIES	4
2	E	DBM	L & L EL SH 2A	1
2	E	DBM	L & L EL SH A	1
2	E	DBM	MAND 1A	2
2	E	DBM	MAND 2A	2
2	E	DBM	PHYSICS:THE UNIVERSE A	2
2	E	DBM	PHYSIOLOGY A	4
2	E	DBM	PRECALC B	1
2	E	DBM	PRIN AM DEMOCR	4
2	E	DBM	SPAN SP 1A	3
2	E	DBM	SPAN SP 2A	1
2	E	DBM	SPANISH 1A	4
2	E	DBM	SPANISH 2A	5
2	E	DBM	SPANISH 3A	1
2	E	DBM	TC MATH STAT A	2
2	E	DBM	US HIST 20TH A	5
2	E	DBM	WHG: MOD WLD A	1
2	E	DEL OLMO EL	Health	29
2	E	DEL OLMO EL	History/Social Science	29
2	E	DEL OLMO EL	Mathematics	29
2	E	DEL OLMO EL	Reading/English Language Arts	29

***Count of Sufficiency means:** Each class (elementary schools) or section (secondary schools) has verified sufficiency per subject matter.

Board District	Region	School Name	Class/Section Name	*Count of Number of classes/sections verifying sufficiency
2	E	DEL OLMO EL	Science	29
2	E	DENA EL	Health	24
2	E	DENA EL	History/Social Science	24
2	E	DENA EL	Mathematics	24
2	E	DENA EL	Reading/English Language Arts	24
2	E	DENA EL	Science	24
2	E	EASTMAN AVE EL	Health	22
2	E	EASTMAN AVE EL	History/Social Science	22
2	E	EASTMAN AVE EL	Mathematics	22
2	E	EASTMAN AVE EL	Reading/English Language Arts	22
2	E	EASTMAN AVE EL	Science	22
2	E	EASTMAN AVE EL DTS&D	Health	15
2	E	EASTMAN AVE EL DTS&D	History/Social Science	15
2	E	EASTMAN AVE EL DTS&D	Mathematics	15
2	E	EASTMAN AVE EL DTS&D	Reading/English Language Arts	15
2	E	EASTMAN AVE EL DTS&D	Science	15
2	E	EL SERENO EL	Health	14
2	E	EL SERENO EL	History/Social Science	14
2	E	EL SERENO EL	Mathematics	14
2	E	EL SERENO EL	Reading/English Language Arts	14
2	E	EL SERENO EL	Science	14
2	E	EL SERENO MS	CC MATH 6 TUT LAB A	1
2	E	EL SERENO MS	CC MATH 6A	9
2	E	EL SERENO MS	CC MATH 7 TUT LAB A	3
2	E	EL SERENO MS	CC MATH 7A	13
2	E	EL SERENO MS	CC MATH 8 TUT LAB A	3
2	E	EL SERENO MS	CC MATH 8A	13

***Count of Sufficiency means:** Each class (elementary schools) or section (secondary schools) has verified sufficiency per subject matter.

Board District	Region	School Name	Class/Section Name	*Count of Number of classes/sections verifying sufficiency
2	E	EL SERENO MS	DEV ELS MS A	2
2	E	EL SERENO MS	DEV MATH MS A	4
2	E	EL SERENO MS	DEV READ MS A	3
2	E	EL SERENO MS	ELD 6A	3
2	E	EL SERENO MS	ELD 7A	2
2	E	EL SERENO MS	ELD 8A	2
2	E	EL SERENO MS	ENG ALT CUR 6A	1
2	E	EL SERENO MS	ENG ALT CUR 7A	1
2	E	EL SERENO MS	ENG ALT CUR 8A	1
2	E	EL SERENO MS	ENGLISH 6A	5
2	E	EL SERENO MS	ENGLISH 7A	10
2	E	EL SERENO MS	ENGLISH 8A	10
2	E	EL SERENO MS	ENV STUDIES MS	1
2	E	EL SERENO MS	EXPLORATN SCI	1
2	E	EL SERENO MS	H ACC CC ALG 1A	3
2	E	EL SERENO MS	H ACC CC MATH 7A	4
2	E	EL SERENO MS	H ENGLISH 6A	4
2	E	EL SERENO MS	H ENGLISH 7A	6
2	E	EL SERENO MS	H ENGLISH 8A	6
2	E	EL SERENO MS	H HGH ACC CC MATH 6/7A	1
2	E	EL SERENO MS	H HGH ACC CC MATH 8/ALG1A	1
2	E	EL SERENO MS	H INTEG SCIENCE 8A	6
2	E	EL SERENO MS	H INTEGR SCIENCE 6A	5
2	E	EL SERENO MS	H US HIST G&C A	6
2	E	EL SERENO MS	H WHG: ANC CIV A	3
2	E	EL SERENO MS	H WHG: MED/MOD A	6
2	E	EL SERENO MS	HEALTH JH	16

***Count of Sufficiency means:** Each class (elementary schools) or section (secondary schools) has verified sufficiency per subject matter.

Board District	Region	School Name	Class/Section Name	*Count of Number of classes/sections verifying sufficiency
2	E	EL SERENO MS	HUMANIT MS A	2
2	E	EL SERENO MS	INTEGR SCIENCE 6A	4
2	E	EL SERENO MS	INTEGR SCIENCE 8A	10
2	E	EL SERENO MS	INTRO PHYS COMPUTING A MS	3
2	E	EL SERENO MS	INTRO SPANISH	4
2	E	EL SERENO MS	JOURNALS MS A	1
2	E	EL SERENO MS	MAND LANG INTERM 1A	1
2	E	EL SERENO MS	MAND SP 1A	1
2	E	EL SERENO MS	MAND SP 2A	2
2	E	EL SERENO MS	MS INT NEW ELD A	2
2	E	EL SERENO MS	SCI/HLT AC 6A	1
2	E	EL SERENO MS	SCI/HLT AC 7	1
2	E	EL SERENO MS	SP LANG/CUL INTERM SP A	1
2	E	EL SERENO MS	SPAN SP 1A	5
2	E	EL SERENO MS	SPAN SP 2A	1
2	E	EL SERENO MS	SPANISH 1A	6
2	E	EL SERENO MS	SPEECH MS A	1
2	E	EL SERENO MS	US HIST G&C A	10
2	E	EL SERENO MS	WHG: ANC CIV A	6
2	E	EL SERENO MS	WHG: MED/MOD A	10
2	E	EL SERENO MS	WLD LANG CLT	3
2	E	ELEMENTARY CDS	Health	4
2	E	ELEMENTARY CDS	History/Social Science	4
2	E	ELEMENTARY CDS	Mathematics	4
2	E	ELEMENTARY CDS	Reading/English Language Arts	4
2	E	ELEMENTARY CDS	Science	4
2	E	ESPERANZA EL	Health	32

***Count of Sufficiency means:** Each class (elementary schools) or section (secondary schools) has verified sufficiency per subject matter.

Board District	Region	School Name	Class/Section Name	*Count of Number of classes/sections verifying sufficiency
2	E	ESPERANZA EL	History/Social Science	32
2	E	ESPERANZA EL	Mathematics	32
2	E	ESPERANZA EL	Reading/English Language Arts	32
2	E	ESPERANZA EL	Science	32
2	E	EUCLID AVE EL	Health	17
2	E	EUCLID AVE EL	History/Social Science	17
2	E	EUCLID AVE EL	Mathematics	17
2	E	EUCLID AVE EL	Reading/English Language Arts	17
2	E	EUCLID AVE EL	Science	17
2	E	EUCLID AVE EL DTS	Health	12
2	E	EUCLID AVE EL DTS	History/Social Science	12
2	E	EUCLID AVE EL DTS	Mathematics	12
2	E	EUCLID AVE EL DTS	Reading/English Language Arts	12
2	E	EUCLID AVE EL DTS	Science	12
2	E	EUCLID EL GSTEAM MAG	Health	7
2	E	EUCLID EL GSTEAM MAG	History/Social Science	7
2	E	EUCLID EL GSTEAM MAG	Mathematics	7
2	E	EUCLID EL GSTEAM MAG	Reading/English Language Arts	7
2	E	EUCLID EL GSTEAM MAG	Science	7
2	E	EVERGREEN AVE EL	Health	32
2	E	EVERGREEN AVE EL	History/Social Science	32
2	E	EVERGREEN AVE EL	Mathematics	32
2	E	EVERGREEN AVE EL	Reading/English Language Arts	32
2	E	EVERGREEN AVE EL	Science	32
2	E	FARMDALE EL	Health	13
2	E	FARMDALE EL	History/Social Science	13
2	E	FARMDALE EL	Mathematics	13

***Count of Sufficiency means:** Each class (elementary schools) or section (secondary schools) has verified sufficiency per subject matter.

Board District	Region	School Name	Class/Section Name	*Count of Number of classes/sections verifying sufficiency
2	E	FARMDALE EL	Reading/English Language Arts	13
2	E	FARMDALE EL	Science	13
2	E	FARMDALE EL DOS	Health	6
2	E	FARMDALE EL DOS	History/Social Science	6
2	E	FARMDALE EL DOS	Mathematics	6
2	E	FARMDALE EL DOS	Reading/English Language Arts	6
2	E	FARMDALE EL DOS	Science	6
2	E	FORD BLVD EL	Health	31
2	E	FORD BLVD EL	History/Social Science	31
2	E	FORD BLVD EL	Mathematics	31
2	E	FORD BLVD EL	Reading/English Language Arts	31
2	E	FORD BLVD EL	Science	31
2	E	FORD BLVD EL DTS	Health	16
2	E	FORD BLVD EL DTS	History/Social Science	16
2	E	FORD BLVD EL DTS	Mathematics	16
2	E	FORD BLVD EL DTS	Reading/English Language Arts	16
2	E	FORD BLVD EL DTS	Science	16
2	E	FRANKLIN HS	ACADEMIC ELD 3A	1
2	E	FRANKLIN HS	ACADEMIC ELD 4A	1
2	E	FRANKLIN HS	ADV ELD SH 2A	1
2	E	FRANKLIN HS	ADV ELD SH A	1
2	E	FRANKLIN HS	AM LIT COMP	6
2	E	FRANKLIN HS	AP BIO A	2
2	E	FRANKLIN HS	AP CALCULUS A	2
2	E	FRANKLIN HS	AP CALCULUS B	1
2	E	FRANKLIN HS	AP CHEMISTRY A	1
2	E	FRANKLIN HS	AP COMP SC A A	1

***Count of Sufficiency means:** Each class (elementary schools) or section (secondary schools) has verified sufficiency per subject matter.

Board District	Region	School Name	Class/Section Name	*Count of Number of classes/sections verifying sufficiency
2	E	FRANKLIN HS	AP COMP SCI PRIN A	2
2	E	FRANKLIN HS	AP ENG LANG A	3
2	E	FRANKLIN HS	AP ENG LIT A	2
2	E	FRANKLIN HS	AP ENV SCI A	9
2	E	FRANKLIN HS	AP GOVT & POL	2
2	E	FRANKLIN HS	AP HUMAN GEO A	2
2	E	FRANKLIN HS	AP PHYSICS 1A	1
2	E	FRANKLIN HS	AP RESEARCH A	1
2	E	FRANKLIN HS	AP SEMINAR A	1
2	E	FRANKLIN HS	AP SPAN LIT A	1
2	E	FRANKLIN HS	AP SPAN LNG A	2
2	E	FRANKLIN HS	AP ST ART 2D A	1
2	E	FRANKLIN HS	AP STATISTICS A	1
2	E	FRANKLIN HS	AP US HIST A	2
2	E	FRANKLIN HS	AP WLD HIST A	4
2	E	FRANKLIN HS	BIOLOGY:LIVING EARTH A	8
2	E	FRANKLIN HS	CC ALG 2 TUT LAB A	1
2	E	FRANKLIN HS	CC ALGEBRA 1	9
2	E	FRANKLIN HS	CC ALGEBRA 2A	9
2	E	FRANKLIN HS	CC ENG 10B EDGP	1
2	E	FRANKLIN HS	CC ENG 11A EDGP	1
2	E	FRANKLIN HS	CC ENG 11B EDGP	1
2	E	FRANKLIN HS	CC ENG 9A EDGP	1
2	E	FRANKLIN HS	CC ENG 9B EDGP	1
2	E	FRANKLIN HS	CC GEOMETRY A	8
2	E	FRANKLIN HS	CC MATH 6A	2
2	E	FRANKLIN HS	CC MATH 7A	2

***Count of Sufficiency means:** Each class (elementary schools) or section (secondary schools) has verified sufficiency per subject matter.

Board District	Region	School Name	Class/Section Name	*Count of Number of classes/sections verifying sufficiency
2	E	FRANKLIN HS	CC MATH 8A	2
2	E	FRANKLIN HS	CHEMISTRY:EARTH SYS A	7
2	E	FRANKLIN HS	DEV ELS SH A	2
2	E	FRANKLIN HS	DEV MATH SH A	1
2	E	FRANKLIN HS	DEV READ HS A	1
2	E	FRANKLIN HS	ELD 1A	2
2	E	FRANKLIN HS	ELD 2A	2
2	E	FRANKLIN HS	ENGLISH 10A	7
2	E	FRANKLIN HS	ENGLISH 6A	2
2	E	FRANKLIN HS	ENGLISH 7A	2
2	E	FRANKLIN HS	ENGLISH 8A	2
2	E	FRANKLIN HS	ENGLISH 9A	9
2	E	FRANKLIN HS	ENVIR TECH 1A	1
2	E	FRANKLIN HS	EXPOS COMP	7
2	E	FRANKLIN HS	H AM LIT COMP	5
2	E	FRANKLIN HS	H BIOLOGY:LIVING EARTH A	5
2	E	FRANKLIN HS	H CC ALGEBRA 1	4
2	E	FRANKLIN HS	H CC ALGEBRA 2A	5
2	E	FRANKLIN HS	H CC GEOMETRY A	6
2	E	FRANKLIN HS	H CHEMISTRY:EARTH SYS A	5
2	E	FRANKLIN HS	H ENGLISH 10A	7
2	E	FRANKLIN HS	H ENGLISH 9A	6
2	E	FRANKLIN HS	H EXPOS COMP	4
2	E	FRANKLIN HS	H INTR ENG DES A	2
2	E	FRANKLIN HS	H PHYSICS:THE UNIVERSE A	4
2	E	FRANKLIN HS	H PRECALC A	4
2	E	FRANKLIN HS	H PRIN AM DEMOCR	3

***Count of Sufficiency means:** Each class (elementary schools) or section (secondary schools) has verified sufficiency per subject matter.

Board District	Region	School Name	Class/Section Name	*Count of Number of classes/sections verifying sufficiency
2	E	FRANKLIN HS	H STATISTICS A	2
2	E	FRANKLIN HS	H US HIST 20TH A	2
2	E	FRANKLIN HS	H WHG: MOD WLD A	3
2	E	FRANKLIN HS	HEALTH SH	8
2	E	FRANKLIN HS	INTEG SCIENCE 7	2
2	E	FRANKLIN HS	INTEGR SCIENCE 6A	2
2	E	FRANKLIN HS	INTEGR SCIENCE 8A	2
2	E	FRANKLIN HS	INTRO TO ETHNIC STUDIES	5
2	E	FRANKLIN HS	JOURNALISM 1A	1
2	E	FRANKLIN HS	JOURNALISM 2A	1
2	E	FRANKLIN HS	L & L EL SH 2A	1
2	E	FRANKLIN HS	L & L EL SH A	1
2	E	FRANKLIN HS	MATERIAL SCI ENGIN A	1
2	E	FRANKLIN HS	MATH NON EQUIV COL	1
2	E	FRANKLIN HS	PRECALC A	3
2	E	FRANKLIN HS	PRIN AM DEMOCR	7
2	E	FRANKLIN HS	PSYCH A EDGL	1
2	E	FRANKLIN HS	SOCIO EDGP	1
2	E	FRANKLIN HS	SP LANG/CUL INTERM SP A	2
2	E	FRANKLIN HS	SPAN SP 1A	5
2	E	FRANKLIN HS	SPAN SP 2A	4
2	E	FRANKLIN HS	SPAN SP 3A	1
2	E	FRANKLIN HS	SPANISH 1A	6
2	E	FRANKLIN HS	SPANISH 2A	7
2	E	FRANKLIN HS	SPANISH 3A	3
2	E	FRANKLIN HS	STAT & PROB A	2
2	E	FRANKLIN HS	US HIST 20TH A	7

***Count of Sufficiency means:** Each class (elementary schools) or section (secondary schools) has verified sufficiency per subject matter.

Board District	Region	School Name	Class/Section Name	*Count of Number of classes/sections verifying sufficiency
2	E	FRANKLIN HS	US HIST A EDGP	1
2	E	FRANKLIN HS	US HIST G&C A	2
2	E	FRANKLIN HS	WHG M A EDGP	1
2	E	FRANKLIN HS	WHG M B EDGP	1
2	E	FRANKLIN HS	WHG: ANC CIV A	2
2	E	FRANKLIN HS	WHG: MED/MOD A	2
2	E	FRANKLIN HS	WHG: MOD WLD A	9
2	E	GARFIELD SH	ACADEMIC ELD 3A	1
2	E	GARFIELD SH	ADV ELD SH 2A	1
2	E	GARFIELD SH	ADV ELD SH A	6
2	E	GARFIELD SH	AM LIT COMP	1
2	E	GARFIELD SH	AP CALCULUS B	1
2	E	GARFIELD SH	AP COMP SCI PRIN A	4
2	E	GARFIELD SH	AP ENG LIT A	2
2	E	GARFIELD SH	AP MUSIC THY A	1
2	E	GARFIELD SH	AP PSYCHOLOG A	1
2	E	GARFIELD SH	AP SPAN LIT A	1
2	E	GARFIELD SH	AP SPAN LNG A	5
2	E	GARFIELD SH	AP STATISTICS A	1
2	E	GARFIELD SH	BIOLOGY:LIVING EARTH A	1
2	E	GARFIELD SH	BIOLOGY:LIVING EARTH B	1
2	E	GARFIELD SH	CC ALG 1 TUT LAB A	18
2	E	GARFIELD SH	CC ALG 2 TUT LAB A	20
2	E	GARFIELD SH	CC ALGEBRA 1	1
2	E	GARFIELD SH	CC ALGEBRA 2A	1
2	E	GARFIELD SH	CC ALGEBRA 2B	1
2	E	GARFIELD SH	CC GEOM TUT LAB A	24

***Count of Sufficiency means:** Each class (elementary schools) or section (secondary schools) has verified sufficiency per subject matter.

Board District	Region	School Name	Class/Section Name	*Count of Number of classes/sections verifying sufficiency
2	E	GARFIELD SH	CC GEOMETRY A	1
2	E	GARFIELD SH	CC GEOMETRY B	1
2	E	GARFIELD SH	CHEMISTRY:EARTH SYS A	18
2	E	GARFIELD SH	DEV MATH SH A	4
2	E	GARFIELD SH	DEV READ HS A	5
2	E	GARFIELD SH	DISCR MATH A	2
2	E	GARFIELD SH	ECONOMICS	7
2	E	GARFIELD SH	ELD 1A	1
2	E	GARFIELD SH	ELD 2A	1
2	E	GARFIELD SH	ENGLISH 10A	1
2	E	GARFIELD SH	ENGLISH 10B	1
2	E	GARFIELD SH	ENGLISH 9A	1
2	E	GARFIELD SH	ENGLISH 9B	1
2	E	GARFIELD SH	ERWC A	16
2	E	GARFIELD SH	FINANCIAL ALGEBRA 2A	2
2	E	GARFIELD SH	GENETICS	23
2	E	GARFIELD SH	GREAT BOOKS	15
2	E	GARFIELD SH	H ADV MATH A	5
2	E	GARFIELD SH	H CHEMISTRY:EARTH SYS A	1
2	E	GARFIELD SH	H ECONOMICS	4
2	E	GARFIELD SH	H GEOG A	2
2	E	GARFIELD SH	H GREAT BOOKS	7
2	E	GARFIELD SH	H PHYS GEOLOGY A	1
2	E	GARFIELD SH	H PHYSICS:THE UNIVERSE A	1
2	E	GARFIELD SH	H PRECALC A	1
2	E	GARFIELD SH	H PRIN AM DEMOCR	1
2	E	GARFIELD SH	H US HIST 20TH A	8

***Count of Sufficiency means:** Each class (elementary schools) or section (secondary schools) has verified sufficiency per subject matter.

Board District	Region	School Name	Class/Section Name	*Count of Number of classes/sections verifying sufficiency
2	E	GARFIELD SH	H WHG: MOD WLD A	5
2	E	GARFIELD SH	H WRIT SEMINAR A	10
2	E	GARFIELD SH	INT DATA SCI A	2
2	E	GARFIELD SH	INTERACTIONS A	4
2	E	GARFIELD SH	INTRO PSYCH	1
2	E	GARFIELD SH	INTRO TO ETHNIC STUDIES	9
2	E	GARFIELD SH	MATH NON EQUIV COL	1
2	E	GARFIELD SH	MOLECULR BIO A	1
2	E	GARFIELD SH	PHYSICS:THE UNIVERSE A	12
2	E	GARFIELD SH	PHYSIOLOGY A	16
2	E	GARFIELD SH	PRIN AM DEMOCR	10
2	E	GARFIELD SH	SPAN SP 1A	10
2	E	GARFIELD SH	SPANISH 1A	10
2	E	GARFIELD SH	SPANISH 2A	10
2	E	GARFIELD SH	STAT & PROB A	3
2	E	GARFIELD SH	TC MATH STAT A	4
2	E	GARFIELD SH	US HIST 20TH A	9
2	E	GARFIELD SH	US HIST 20TH B	1
2	E	GARFIELD SH	WHG: MOD WLD A	17
2	E	GARFIELD SH	WHG: MOD WLD B	1
2	E	GARFIELD SH	WOMEN IN LIT	23
2	E	GARFIELD SH	WRIT SEMINAR A	9
2	E	GARVANZA EL T/L MAG	Health	13
2	E	GARVANZA EL T/L MAG	History/Social Science	13
2	E	GARVANZA EL T/L MAG	Mathematics	13
2	E	GARVANZA EL T/L MAG	Reading/English Language Arts	13
2	E	GARVANZA EL T/L MAG	Science	13

***Count of Sufficiency means:** Each class (elementary schools) or section (secondary schools) has verified sufficiency per subject matter.

Board District	Region	School Name	Class/Section Name	*Count of Number of classes/sections verifying sufficiency
2	E	GARZA PC	Health	6
2	E	GARZA PC	History/Social Science	6
2	E	GARZA PC	Mathematics	6
2	E	GARZA PC	Reading/English Language Arts	6
2	E	GARZA PC	Science	6
2	E	GATES ST EL	Health	17
2	E	GATES ST EL	History/Social Science	17
2	E	GATES ST EL	Mathematics	17
2	E	GATES ST EL	Reading/English Language Arts	17
2	E	GATES ST EL	Science	17
2	E	GATES ST EL DTM	Health	4
2	E	GATES ST EL DTM	History/Social Science	4
2	E	GATES ST EL DTM	Mathematics	4
2	E	GATES ST EL DTM	Reading/English Language Arts	4
2	E	GATES ST EL DTM	Science	4
2	E	GATES ST EL DTS	Health	9
2	E	GATES ST EL DTS	History/Social Science	9
2	E	GATES ST EL DTS	Mathematics	9
2	E	GATES ST EL DTS	Reading/English Language Arts	9
2	E	GATES ST EL DTS	Science	9
2	E	GLEN ALTA EL	ADV ELD MS 1A	1
2	E	GLEN ALTA EL	CC MATH 6A	1
2	E	GLEN ALTA EL	CC MATH 7A	1
2	E	GLEN ALTA EL	CC MATH 8A	1
2	E	GLEN ALTA EL	ENGLISH 6A	1
2	E	GLEN ALTA EL	ENGLISH 7A	1
2	E	GLEN ALTA EL	ENGLISH 8A	1

***Count of Sufficiency means:** Each class (elementary schools) or section (secondary schools) has verified sufficiency per subject matter.

Board District	Region	School Name	Class/Section Name	*Count of Number of classes/sections verifying sufficiency
2	E	GLEN ALTA EL	Health	7
2	E	GLEN ALTA EL	History/Social Science	7
2	E	GLEN ALTA EL	INTEG SCIENCE 7	1
2	E	GLEN ALTA EL	INTEGR SCIENCE 6A	1
2	E	GLEN ALTA EL	INTEGR SCIENCE 8A	1
2	E	GLEN ALTA EL	Mathematics	7
2	E	GLEN ALTA EL	Reading/English Language Arts	7
2	E	GLEN ALTA EL	Science	7
2	E	GLEN ALTA EL	US HIST G&C A	1
2	E	GLEN ALTA EL	WHG: ANC CIV A	1
2	E	GLEN ALTA EL	WHG: MED/MOD A	1
2	E	GRATTS LA FOR YS	Health	15
2	E	GRATTS LA FOR YS	History/Social Science	15
2	E	GRATTS LA FOR YS	Mathematics	15
2	E	GRATTS LA FOR YS	Reading/English Language Arts	15
2	E	GRATTS LA FOR YS	Science	15
2	E	GRATTS LA FOR YS DOS	Health	5
2	E	GRATTS LA FOR YS DOS	History/Social Science	5
2	E	GRATTS LA FOR YS DOS	Mathematics	5
2	E	GRATTS LA FOR YS DOS	Reading/English Language Arts	5
2	E	GRATTS LA FOR YS DOS	Science	5
2	E	GRIFFIN AVE EL	Health	24
2	E	GRIFFIN AVE EL	History/Social Science	24
2	E	GRIFFIN AVE EL	Mathematics	24
2	E	GRIFFIN AVE EL	Reading/English Language Arts	24
2	E	GRIFFIN AVE EL	Science	24
2	E	GRIFFITH MS STEAM MG	ACAD LIT MS 6A	5

***Count of Sufficiency means:** Each class (elementary schools) or section (secondary schools) has verified sufficiency per subject matter.

Board District	Region	School Name	Class/Section Name	*Count of Number of classes/sections verifying sufficiency
2	E	GRIFFITH MS STEAM MG	ACAD LIT MS 7A	7
2	E	GRIFFITH MS STEAM MG	ACAD LIT MS 8A	7
2	E	GRIFFITH MS STEAM MG	CC MATH 6 TUT LAB A	14
2	E	GRIFFITH MS STEAM MG	CC MATH 6A	14
2	E	GRIFFITH MS STEAM MG	CC MATH 7 TUT LAB A	15
2	E	GRIFFITH MS STEAM MG	CC MATH 7A	12
2	E	GRIFFITH MS STEAM MG	CC MATH 8 TUT LAB A	16
2	E	GRIFFITH MS STEAM MG	CC MATH 8A	14
2	E	GRIFFITH MS STEAM MG	CREAT EXP MS A	5
2	E	GRIFFITH MS STEAM MG	EL SH STORY MS	5
2	E	GRIFFITH MS STEAM MG	ELD 6A	2
2	E	GRIFFITH MS STEAM MG	ELD 7A	2
2	E	GRIFFITH MS STEAM MG	ELD 8A	1
2	E	GRIFFITH MS STEAM MG	ENG ALT CUR 6A	2
2	E	GRIFFITH MS STEAM MG	ENG ALT CUR 7A	4
2	E	GRIFFITH MS STEAM MG	ENG ALT CUR 8A	3
2	E	GRIFFITH MS STEAM MG	ENGLISH 6A	9
2	E	GRIFFITH MS STEAM MG	ENGLISH 7A	11
2	E	GRIFFITH MS STEAM MG	ENGLISH 8A	2
2	E	GRIFFITH MS STEAM MG	ENGLISH 8B	8
2	E	GRIFFITH MS STEAM MG	H ACC CC ALG 1A	2
2	E	GRIFFITH MS STEAM MG	H ACC CC MATH 7A	3
2	E	GRIFFITH MS STEAM MG	H CREAT WRT MS A	6
2	E	GRIFFITH MS STEAM MG	H ENGLISH 6A	5
2	E	GRIFFITH MS STEAM MG	H ENGLISH 7A	5
2	E	GRIFFITH MS STEAM MG	H ENGLISH 8A	6
2	E	GRIFFITH MS STEAM MG	H INTEG SCIENCE 8A	6

***Count of Sufficiency means:** Each class (elementary schools) or section (secondary schools) has verified sufficiency per subject matter.

Board District	Region	School Name	Class/Section Name	*Count of Number of classes/sections verifying sufficiency
2	E	GRIFFITH MS STEAM MG	H INTEGR SCIENCE 6A	3
2	E	GRIFFITH MS STEAM MG	H SPAN SP 1A	2
2	E	GRIFFITH MS STEAM MG	H SPAN SP 2A	2
2	E	GRIFFITH MS STEAM MG	H US HIST G&C A	6
2	E	GRIFFITH MS STEAM MG	H WHG: ANC CIV A	5
2	E	GRIFFITH MS STEAM MG	H WHG: MED/MOD A	5
2	E	GRIFFITH MS STEAM MG	HEALTH JH	16
2	E	GRIFFITH MS STEAM MG	INTEGR SCIENCE 6A	8
2	E	GRIFFITH MS STEAM MG	INTEGR SCIENCE 8A	5
2	E	GRIFFITH MS STEAM MG	LIT SUCCESS 1A	11
2	E	GRIFFITH MS STEAM MG	MS INT NEW ELD A	2
2	E	GRIFFITH MS STEAM MG	MS JOURNALISM ST VRTL	2
2	E	GRIFFITH MS STEAM MG	SCI/HLT AC 6A	2
2	E	GRIFFITH MS STEAM MG	SP LANG/CUL INTERM SP A	3
2	E	GRIFFITH MS STEAM MG	US HIST G&C A	10
2	E	GRIFFITH MS STEAM MG	WHG: ANC CIV A	9
2	E	GRIFFITH MS STEAM MG	WHG: MED/MOD A	11
2	E	GRIFFITH MS STEAM MG	WIND PERC MS A	5
2	E	HAMASAKI MED/SCI MAG	Health	20
2	E	HAMASAKI MED/SCI MAG	History/Social Science	20
2	E	HAMASAKI MED/SCI MAG	Mathematics	20
2	E	HAMASAKI MED/SCI MAG	Reading/English Language Arts	20
2	E	HAMASAKI MED/SCI MAG	Science	20
2	E	HARRISON ST EL	Health	14
2	E	HARRISON ST EL	History/Social Science	14
2	E	HARRISON ST EL	Mathematics	14
2	E	HARRISON ST EL	Reading/English Language Arts	14

***Count of Sufficiency means:** Each class (elementary schools) or section (secondary schools) has verified sufficiency per subject matter.

Board District	Region	School Name	Class/Section Name	*Count of Number of classes/sections verifying sufficiency
2	E	HARRISON ST EL	Science	14
2	E	HARRISON ST EL DTS	Health	6
2	E	HARRISON ST EL DTS	History/Social Science	6
2	E	HARRISON ST EL DTS	Mathematics	6
2	E	HARRISON ST EL DTS	Reading/English Language Arts	6
2	E	HARRISON ST EL DTS	Science	6
2	E	HIGHLAND PARK HS	AM LIT COMP	2
2	E	HIGHLAND PARK HS	BIO:LIVING EARTH B EDGP	1
2	E	HIGHLAND PARK HS	BIOLOGY:LIVING EARTH A	1
2	E	HIGHLAND PARK HS	BRITISH LIT EDGL	1
2	E	HIGHLAND PARK HS	CC ALG 1B EDGP	1
2	E	HIGHLAND PARK HS	CC ALG 2A EDGL	1
2	E	HIGHLAND PARK HS	CC ALGEBRA 2A	1
2	E	HIGHLAND PARK HS	CC ALGEBRA 2B	1
2	E	HIGHLAND PARK HS	CC ENG 9A EDGP	1
2	E	HIGHLAND PARK HS	CC GEOMETRY A	1
2	E	HIGHLAND PARK HS	CHEM IN EAR SYS A EDGP	1
2	E	HIGHLAND PARK HS	ECONOMICS	1
2	E	HIGHLAND PARK HS	ECONOMICS EDGP	2
2	E	HIGHLAND PARK HS	ENGLISH 10A	2
2	E	HIGHLAND PARK HS	ENGLISH 10B	1
2	E	HIGHLAND PARK HS	ENGLISH 9A	2
2	E	HIGHLAND PARK HS	ENGLISH 9B	1
2	E	HIGHLAND PARK HS	INTERACTIONS A	1
2	E	HIGHLAND PARK HS	INTERACTIONS B	1
2	E	HIGHLAND PARK HS	PRIN AM DEM EDG	2
2	E	HIGHLAND PARK HS	PRIN AM DEMOCR	1

***Count of Sufficiency means:** Each class (elementary schools) or section (secondary schools) has verified sufficiency per subject matter.

Board District	Region	School Name	Class/Section Name	*Count of Number of classes/sections verifying sufficiency
2	E	HIGHLAND PARK HS	SPAN 1A EDG	3
2	E	HIGHLAND PARK HS	SPAN 1B EDG	2
2	E	HIGHLAND PARK HS	SPAN 2A EDG	5
2	E	HIGHLAND PARK HS	SPAN 2B EDG	2
2	E	HIGHLAND PARK HS	US HIST 20TH A	2
2	E	HIGHLAND PARK HS	US HIST 20TH B	2
2	E	HIGHLAND PARK HS	WHG M A EDGP	2
2	E	HIGHLAND PARK HS	WHG M B EDGP	2
2	E	HIGHLAND PARK HS	WHG: MOD WLD B	1
2	E	HIGHLAND PARK HS	WRIT SEMINAR A	2
2	E	HILLSIDE EL	Health	8
2	E	HILLSIDE EL	History/Social Science	8
2	E	HILLSIDE EL	Mathematics	8
2	E	HILLSIDE EL	Reading/English Language Arts	8
2	E	HILLSIDE EL	Science	8
2	E	HOLLENBECK MS	CC MATH 6A	10
2	E	HOLLENBECK MS	CC MATH 7 TUT LAB A	1
2	E	HOLLENBECK MS	CC MATH 7A	20
2	E	HOLLENBECK MS	CC MATH 8A	15
2	E	HOLLENBECK MS	CREAT WRT MS A	5
2	E	HOLLENBECK MS	DEV ELS MS A	5
2	E	HOLLENBECK MS	ELD 6A	2
2	E	HOLLENBECK MS	ELD 7A	4
2	E	HOLLENBECK MS	ELD 8A	6
2	E	HOLLENBECK MS	ENGLISH 6A	13
2	E	HOLLENBECK MS	ENGLISH 7A	23
2	E	HOLLENBECK MS	ENGLISH 8A	21

***Count of Sufficiency means:** Each class (elementary schools) or section (secondary schools) has verified sufficiency per subject matter.

Board District	Region	School Name	Class/Section Name	*Count of Number of classes/sections verifying sufficiency
2	E	HOLLENBECK MS	GEOGRAPHY FOR MS A	1
2	E	HOLLENBECK MS	H ACC CC ALG 1A	3
2	E	HOLLENBECK MS	H ACC CC MATH 7A	1
2	E	HOLLENBECK MS	INTEG SCIENCE 7	16
2	E	HOLLENBECK MS	INTEGR SCIENCE 6A	10
2	E	HOLLENBECK MS	INTEGR SCIENCE 8A	18
2	E	HOLLENBECK MS	JOURNALSM MS A	2
2	E	HOLLENBECK MS	LAW YOUTH	3
2	E	HOLLENBECK MS	LIT SUCCESS 1A	5
2	E	HOLLENBECK MS	MS INT NEW ELD A	4
2	E	HOLLENBECK MS	US HIST G&C A	20
2	E	HOLLENBECK MS	WHG: ANC CIV A	10
2	E	HOLLENBECK MS	WHG: MED/MOD A	22
2	E	HOLLENBECK MS	WIND PERC MS A	4
2	E	HUMPHREYS AVE EL	Health	10
2	E	HUMPHREYS AVE EL	History/Social Science	10
2	E	HUMPHREYS AVE EL	Mathematics	10
2	E	HUMPHREYS AVE EL	Reading/English Language Arts	10
2	E	HUMPHREYS AVE EL	Science	10
2	E	HUMPHREYS AVE EL DTS	Health	6
2	E	HUMPHREYS AVE EL DTS	History/Social Science	6
2	E	HUMPHREYS AVE EL DTS	Mathematics	6
2	E	HUMPHREYS AVE EL DTS	Reading/English Language Arts	6
2	E	HUMPHREYS AVE EL DTS	Science	6
2	E	HUMPHREYS EL STM MAG	Health	5
2	E	HUMPHREYS EL STM MAG	History/Social Science	5
2	E	HUMPHREYS EL STM MAG	Mathematics	5

***Count of Sufficiency means:** Each class (elementary schools) or section (secondary schools) has verified sufficiency per subject matter.

Board District	Region	School Name	Class/Section Name	*Count of Number of classes/sections verifying sufficiency
2	E	HUMPHREYS EL STM MAG	Reading/English Language Arts	5
2	E	HUMPHREYS EL STM MAG	Science	5
2	E	HUNTINGTON DR EL	Health	24
2	E	HUNTINGTON DR EL	History/Social Science	24
2	E	HUNTINGTON DR EL	Mathematics	24
2	E	HUNTINGTON DR EL	Reading/English Language Arts	24
2	E	HUNTINGTON DR EL	Science	24
2	E	HUNTINGTON DR EL DTS	Health	7
2	E	HUNTINGTON DR EL DTS	History/Social Science	7
2	E	HUNTINGTON DR EL DTS	Mathematics	7
2	E	HUNTINGTON DR EL DTS	Reading/English Language Arts	7
2	E	HUNTINGTON DR EL DTS	Science	7
2	E	KENNEDY EL	Health	15
2	E	KENNEDY EL	History/Social Science	15
2	E	KENNEDY EL	Mathematics	15
2	E	KENNEDY EL	Reading/English Language Arts	15
2	E	KENNEDY EL	Science	15
2	E	LAFAYETTE PARK PC	Health	4
2	E	LAFAYETTE PARK PC	History/Social Science	4
2	E	LAFAYETTE PARK PC	Mathematics	4
2	E	LAFAYETTE PARK PC	Reading/English Language Arts	4
2	E	LAFAYETTE PARK PC	Science	4
2	E	LAKE ST PRIMARY	Health	10
2	E	LAKE ST PRIMARY	History/Social Science	10
2	E	LAKE ST PRIMARY	Mathematics	10
2	E	LAKE ST PRIMARY	Reading/English Language Arts	10
2	E	LAKE ST PRIMARY	Science	10

***Count of Sufficiency means:** Each class (elementary schools) or section (secondary schools) has verified sufficiency per subject matter.

Board District	Region	School Name	Class/Section Name	*Count of Number of classes/sections verifying sufficiency
2	E	LANE EL	Health	22
2	E	LANE EL	History/Social Science	22
2	E	LANE EL	Mathematics	22
2	E	LANE EL	Reading/English Language Arts	22
2	E	LANE EL	Science	22
2	E	LATONA AVE EL	Health	9
2	E	LATONA AVE EL	History/Social Science	9
2	E	LATONA AVE EL	Mathematics	9
2	E	LATONA AVE EL	Reading/English Language Arts	9
2	E	LATONA AVE EL	Science	9
2	E	LATONA AVE EL DTS	Health	6
2	E	LATONA AVE EL DTS	History/Social Science	6
2	E	LATONA AVE EL DTS	Mathematics	6
2	E	LATONA AVE EL DTS	Reading/English Language Arts	6
2	E	LATONA AVE EL DTS	Science	6
2	E	LEE EL MED HLTH MAG	Health	26
2	E	LEE EL MED HLTH MAG	History/Social Science	26
2	E	LEE EL MED HLTH MAG	Mathematics	26
2	E	LEE EL MED HLTH MAG	Reading/English Language Arts	26
2	E	LEE EL MED HLTH MAG	Science	26
2	E	LIECHTY MS	CC MATH 6A	11
2	E	LIECHTY MS	CC MATH 7A	12
2	E	LIECHTY MS	CC MATH 8A	12
2	E	LIECHTY MS	DEV ELS MS A	4
2	E	LIECHTY MS	DEV READ MS A	1
2	E	LIECHTY MS	ELD 1A	2
2	E	LIECHTY MS	ELD 2A	2

***Count of Sufficiency means:** Each class (elementary schools) or section (secondary schools) has verified sufficiency per subject matter.

Board District	Region	School Name	Class/Section Name	*Count of Number of classes/sections verifying sufficiency
2	E	LIECHTY MS	ELD MS 3A	1
2	E	LIECHTY MS	ELD MS 4A	1
2	E	LIECHTY MS	ENG ALT CUR 6A	1
2	E	LIECHTY MS	ENG ALT CUR 7A	2
2	E	LIECHTY MS	ENG ALT CUR 8A	2
2	E	LIECHTY MS	ENGLISH 6A	9
2	E	LIECHTY MS	ENGLISH 7A	10
2	E	LIECHTY MS	ENGLISH 8A	10
2	E	LIECHTY MS	H ENGLISH 6A	2
2	E	LIECHTY MS	H ENGLISH 7A	2
2	E	LIECHTY MS	H ENGLISH 8A	2
2	E	LIECHTY MS	H HGH ACC CC MATH 6/7A	2
2	E	LIECHTY MS	H HGH ACC CC MATH 8/ALG1A	1
2	E	LIECHTY MS	H INTEGR SCIENCE 6A	2
2	E	LIECHTY MS	H US HIST G&C A	2
2	E	LIECHTY MS	H WHG: ANC CIV A	2
2	E	LIECHTY MS	H WHG: MED/MOD A	2
2	E	LIECHTY MS	HEALTH JH	14
2	E	LIECHTY MS	INTEGR SCIENCE 6A	10
2	E	LIECHTY MS	INTEGR SCIENCE 8A	3
2	E	LIECHTY MS	L & L EL MS 1A	1
2	E	LIECHTY MS	LIT SUCCESS 1A	1
2	E	LIECHTY MS	LIT SUCCESS 2A	2
2	E	LIECHTY MS	SCI/HLT AC 6A	2
2	E	LIECHTY MS	SCI/HLT AC 7	1
2	E	LIECHTY MS	US HIST G&C A	11
2	E	LIECHTY MS	WHG: ANC CIV A	10

***Count of Sufficiency means:** Each class (elementary schools) or section (secondary schools) has verified sufficiency per subject matter.

Board District	Region	School Name	Class/Section Name	*Count of Number of classes/sections verifying sufficiency
2	E	LIECHTY MS	WHG: MED/MOD A	11
2	E	LINCOLN SH	ADV SPEECH	1
2	E	LINCOLN SH	AM LIT COMP	7
2	E	LINCOLN SH	AP BIO A	1
2	E	LINCOLN SH	AP CALCULUS A	1
2	E	LINCOLN SH	AP CALCULUS B	1
2	E	LINCOLN SH	AP CHEMISTRY A	1
2	E	LINCOLN SH	AP CHIN LANG A	1
2	E	LINCOLN SH	AP COMP SC A A	4
2	E	LINCOLN SH	AP COMP SCI PRIN A	4
2	E	LINCOLN SH	AP ENG LANG A	4
2	E	LINCOLN SH	AP ENG LIT A	4
2	E	LINCOLN SH	AP ENV SCI A	1
2	E	LINCOLN SH	AP GOVT & POL	2
2	E	LINCOLN SH	AP PRE-CALC A	1
2	E	LINCOLN SH	AP PSYCHOLOG A	1
2	E	LINCOLN SH	AP SPAN LIT A	1
2	E	LINCOLN SH	AP SPAN LNG A	2
2	E	LINCOLN SH	AP ST ART 2D A	1
2	E	LINCOLN SH	AP STATISTICS A	1
2	E	LINCOLN SH	AP US HIST A	2
2	E	LINCOLN SH	AP WLD HIST A	2
2	E	LINCOLN SH	BALLET SH 2A	1
2	E	LINCOLN SH	BIOLOGY:LIVING EARTH A	10
2	E	LINCOLN SH	CC ALG 1 TUT LAB A	10
2	E	LINCOLN SH	CC ALG 2 TUT LAB A	9
2	E	LINCOLN SH	CC ALGEBRA 1	8

***Count of Sufficiency means:** Each class (elementary schools) or section (secondary schools) has verified sufficiency per subject matter.

Board District	Region	School Name	Class/Section Name	*Count of Number of classes/sections verifying sufficiency
2	E	LINCOLN SH	CC ALGEBRA 2A	8
2	E	LINCOLN SH	CC GEOM TUT LAB A	2
2	E	LINCOLN SH	CC GEOMETRY A	9
2	E	LINCOLN SH	CHEMISTRY:EARTH SYS A	7
2	E	LINCOLN SH	CONS MATH A	1
2	E	LINCOLN SH	CREAT WRIT	3
2	E	LINCOLN SH	DEV ELS SH A	2
2	E	LINCOLN SH	DEV MATH SH A	3
2	E	LINCOLN SH	DEV READ HS A	2
2	E	LINCOLN SH	ECONOMICS	1
2	E	LINCOLN SH	ELD 10A	1
2	E	LINCOLN SH	ELD 11A	2
2	E	LINCOLN SH	ELD 12A	2
2	E	LINCOLN SH	ELD 9A	2
2	E	LINCOLN SH	ENGINEERING DYN A	2
2	E	LINCOLN SH	ENGLISH 10A	7
2	E	LINCOLN SH	ENGLISH 9A	4
2	E	LINCOLN SH	ERWC A	7
2	E	LINCOLN SH	EXPOS COMP	1
2	E	LINCOLN SH	FINANCIAL ALGEBRA 1A	2
2	E	LINCOLN SH	GEOG A	1
2	E	LINCOLN SH	H ADV MATH A	1
2	E	LINCOLN SH	H ADV BIO A	1
2	E	LINCOLN SH	H AM LIT COMP	1
2	E	LINCOLN SH	H BIOLOGY:LIVING EARTH A	2
2	E	LINCOLN SH	H CC ALGEBRA 1	4
2	E	LINCOLN SH	H CC ALGEBRA 2A	4

***Count of Sufficiency means:** Each class (elementary schools) or section (secondary schools) has verified sufficiency per subject matter.

Board District	Region	School Name	Class/Section Name	*Count of Number of classes/sections verifying sufficiency
2	E	LINCOLN SH	H CC GEOMETRY A	2
2	E	LINCOLN SH	H CHEMISTRY:EARTH SYS A	2
2	E	LINCOLN SH	H ENGLISH 10A	3
2	E	LINCOLN SH	H ENGLISH 9A	3
2	E	LINCOLN SH	H INTR ENG DES A	2
2	E	LINCOLN SH	H MAND 5A	1
2	E	LINCOLN SH	H PHYSICS:THE UNIVERSE A	1
2	E	LINCOLN SH	H PHYSIOLOGY A	1
2	E	LINCOLN SH	H PRIN AM DEMOCR	3
2	E	LINCOLN SH	H PRN ENGINEER A	2
2	E	LINCOLN SH	H SPANISH 3A	1
2	E	LINCOLN SH	H US HIST 20TH A	2
2	E	LINCOLN SH	H WHG: MOD WLD A	3
2	E	LINCOLN SH	HEALTH SH	7
2	E	LINCOLN SH	INTERACTIONS A	4
2	E	LINCOLN SH	INTR BIOTECH A	2
2	E	LINCOLN SH	INTRO SOCIO	1
2	E	LINCOLN SH	INTRO TO ETHNIC STUDIES	7
2	E	LINCOLN SH	JOURNALISM 1A	2
2	E	LINCOLN SH	JOURNALISM 2A	2
2	E	LINCOLN SH	JOURNALISM 3A	2
2	E	LINCOLN SH	MAND 1A	4
2	E	LINCOLN SH	MAND 2A	3
2	E	LINCOLN SH	MAND 3A	2
2	E	LINCOLN SH	MAND 4A	1
2	E	LINCOLN SH	PHYS GEOLOGY A	3
2	E	LINCOLN SH	PHYSICS:THE UNIVERSE A	3

***Count of Sufficiency means:** Each class (elementary schools) or section (secondary schools) has verified sufficiency per subject matter.

Board District	Region	School Name	Class/Section Name	*Count of Number of classes/sections verifying sufficiency
2	E	LINCOLN SH	PHYSIOLOGY A	1
2	E	LINCOLN SH	PRECALC A	1
2	E	LINCOLN SH	PRIN AM DEMOCR	5
2	E	LINCOLN SH	SPAN SP 1A	2
2	E	LINCOLN SH	SPAN SP 2A	2
2	E	LINCOLN SH	SPANISH 1A	3
2	E	LINCOLN SH	SPANISH 2A	4
2	E	LINCOLN SH	SPANISH 3A	1
2	E	LINCOLN SH	STAT & PROB A	3
2	E	LINCOLN SH	STRATGC LIT 1A	3
2	E	LINCOLN SH	STRATGC LIT 2A	2
2	E	LINCOLN SH	TC MATH STAT A	2
2	E	LINCOLN SH	US HIST 20TH A	6
2	E	LINCOLN SH	WHG: MOD WLD A	8
2	E	LOGAN ACAD EL DL TWI	Health	6
2	E	LOGAN ACAD EL DL TWI	History/Social Science	6
2	E	LOGAN ACAD EL DL TWI	Mathematics	6
2	E	LOGAN ACAD EL DL TWI	Reading/English Language Arts	6
2	E	LOGAN ACAD EL DL TWI	Science	6
2	E	LOGAN ACADEMY	ACAD LIT MS 6A	3
2	E	LOGAN ACADEMY	ACAD LIT MS 7A	3
2	E	LOGAN ACADEMY	ACAD LIT MS 8A	2
2	E	LOGAN ACADEMY	ADV ELD MS 1A	3
2	E	LOGAN ACADEMY	ADV ELD MS 2A	3
2	E	LOGAN ACADEMY	CC MATH 6 TUT LAB A	3
2	E	LOGAN ACADEMY	CC MATH 6A	3
2	E	LOGAN ACADEMY	CC MATH 7 TUT LAB A	4

***Count of Sufficiency means:** Each class (elementary schools) or section (secondary schools) has verified sufficiency per subject matter.

Board District	Region	School Name	Class/Section Name	*Count of Number of classes/sections verifying sufficiency
2	E	LOGAN ACADEMY	CC MATH 7A	4
2	E	LOGAN ACADEMY	CC MATH 8 TUT LAB A	2
2	E	LOGAN ACADEMY	CC MATH 8A	2
2	E	LOGAN ACADEMY	ENGLISH 6A	1
2	E	LOGAN ACADEMY	GEOGRAPHY FOR MS A	1
2	E	LOGAN ACADEMY	H ENGLISH 6A	2
2	E	LOGAN ACADEMY	H ENGLISH 7A	3
2	E	LOGAN ACADEMY	H ENGLISH 8A	2
2	E	LOGAN ACADEMY	H HGH ACC CC MATH 8/ALG1A	2
2	E	LOGAN ACADEMY	H INTEG SCIENCE 7	3
2	E	LOGAN ACADEMY	H INTEG SCIENCE 8A	2
2	E	LOGAN ACADEMY	H INTEGR SCIENCE 6A	2
2	E	LOGAN ACADEMY	H US HIST G&C A	1
2	E	LOGAN ACADEMY	H US HIST G&C B	1
2	E	LOGAN ACADEMY	H WHG: ANC CIV A	1
2	E	LOGAN ACADEMY	H WHG: ANC CIV B	1
2	E	LOGAN ACADEMY	H WHG: MED/MOD A	1
2	E	LOGAN ACADEMY	H WHG: MED/MOD B	1
2	E	LOGAN ACADEMY	Health	12
2	E	LOGAN ACADEMY	History/Social Science	12
2	E	LOGAN ACADEMY	L & L EL MS 1A	6
2	E	LOGAN ACADEMY	Mathematics	12
2	E	LOGAN ACADEMY	MS SPACE EXPL ENRICH	1
2	E	LOGAN ACADEMY	Reading/English Language Arts	12
2	E	LOGAN ACADEMY	Science	12
2	E	LOGAN ACADEMY	US HIST G&C A	1
2	E	LOGAN ACADEMY	WHG: ANC CIV A	2

***Count of Sufficiency means:** Each class (elementary schools) or section (secondary schools) has verified sufficiency per subject matter.

Board District	Region	School Name	Class/Section Name	*Count of Number of classes/sections verifying sufficiency
2	E	LOGAN ACADEMY	WHG: MED/MOD A	2
2	E	LORENA ST EL	Health	18
2	E	LORENA ST EL	History/Social Science	18
2	E	LORENA ST EL	Mathematics	18
2	E	LORENA ST EL	Reading/English Language Arts	18
2	E	LORENA ST EL	Science	18
2	E	LORENA ST EL DTS	Health	8
2	E	LORENA ST EL DTS	History/Social Science	8
2	E	LORENA ST EL DTS	Mathematics	8
2	E	LORENA ST EL DTS	Reading/English Language Arts	8
2	E	LORENA ST EL DTS	Science	8
2	E	LORETO ST EL	Health	13
2	E	LORETO ST EL	History/Social Science	13
2	E	LORETO ST EL	Mathematics	13
2	E	LORETO ST EL	Reading/English Language Arts	13
2	E	LORETO ST EL	Science	13
2	E	LORETO ST EL DTS	Health	6
2	E	LORETO ST EL DTS	History/Social Science	6
2	E	LORETO ST EL DTS	Mathematics	6
2	E	LORETO ST EL DTS	Reading/English Language Arts	6
2	E	LORETO ST EL DTS	Science	6
2	E	MACARTHUR PK EL VAPA	Health	11
2	E	MACARTHUR PK EL VAPA	History/Social Science	11
2	E	MACARTHUR PK EL VAPA	Mathematics	11
2	E	MACARTHUR PK EL VAPA	Reading/English Language Arts	11
2	E	MACARTHUR PK EL VAPA	Science	11
2	E	MACARTHUR PK VPA DTS	Health	6

***Count of Sufficiency means:** Each class (elementary schools) or section (secondary schools) has verified sufficiency per subject matter.

Board District	Region	School Name	Class/Section Name	*Count of Number of classes/sections verifying sufficiency
2	E	MACARTHUR PK VPA DTS	History/Social Science	6
2	E	MACARTHUR PK VPA DTS	Mathematics	6
2	E	MACARTHUR PK VPA DTS	Reading/English Language Arts	6
2	E	MACARTHUR PK VPA DTS	Science	6
2	E	MALABAR ST EL	Health	27
2	E	MALABAR ST EL	History/Social Science	27
2	E	MALABAR ST EL	Mathematics	27
2	E	MALABAR ST EL	Reading/English Language Arts	27
2	E	MALABAR ST EL	Science	27
2	E	MARIANNA AVE EL	Health	14
2	E	MARIANNA AVE EL	History/Social Science	14
2	E	MARIANNA AVE EL	Mathematics	14
2	E	MARIANNA AVE EL	Reading/English Language Arts	14
2	E	MARIANNA AVE EL	Science	14
2	E	MARIANNA AVE EL DTS	Health	5
2	E	MARIANNA AVE EL DTS	History/Social Science	5
2	E	MARIANNA AVE EL DTS	Mathematics	5
2	E	MARIANNA AVE EL DTS	Reading/English Language Arts	5
2	E	MARIANNA AVE EL DTS	Science	5
2	E	MCALISTER HS CYESIS	ACADEMIC ELD 3A	2
2	E	MCALISTER HS CYESIS	ACADEMIC ELD 3B	1
2	E	MCALISTER HS CYESIS	ACADEMIC ELD 4A	2
2	E	MCALISTER HS CYESIS	ACADEMIC ELD 4B	1
2	E	MCALISTER HS CYESIS	ADV ELD SH 2A	2
2	E	MCALISTER HS CYESIS	ADV ELD SH 2B	2
2	E	MCALISTER HS CYESIS	ADV ELD SH A	1
2	E	MCALISTER HS CYESIS	AM LIT COMP	4

***Count of Sufficiency means:** Each class (elementary schools) or section (secondary schools) has verified sufficiency per subject matter.

Board District	Region	School Name	Class/Section Name	*Count of Number of classes/sections verifying sufficiency
2	E	MCALISTER HS CYESIS	BIOLOGY:LIVING EARTH A	3
2	E	MCALISTER HS CYESIS	BIOLOGY:LIVING EARTH B	2
2	E	MCALISTER HS CYESIS	CC ALGEBRA 1	3
2	E	MCALISTER HS CYESIS	CC ALGEBRA 2A	4
2	E	MCALISTER HS CYESIS	CC ALGEBRA 2B	2
2	E	MCALISTER HS CYESIS	CC GEOMETRY A	3
2	E	MCALISTER HS CYESIS	CC GEOMETRY B	2
2	E	MCALISTER HS CYESIS	CC MATH 8A	2
2	E	MCALISTER HS CYESIS	CHEMISTRY:EARTH SYS A	2
2	E	MCALISTER HS CYESIS	CHEMISTRY:EARTH SYS B	3
2	E	MCALISTER HS CYESIS	ECONOMICS	4
2	E	MCALISTER HS CYESIS	ELD 1A	2
2	E	MCALISTER HS CYESIS	ELD 2A	6
2	E	MCALISTER HS CYESIS	ELD 2B	2
2	E	MCALISTER HS CYESIS	ENGLISH 10A	3
2	E	MCALISTER HS CYESIS	ENGLISH 10B	3
2	E	MCALISTER HS CYESIS	ENGLISH 8A	2
2	E	MCALISTER HS CYESIS	ENGLISH 9A	6
2	E	MCALISTER HS CYESIS	ENGLISH 9B	4
2	E	MCALISTER HS CYESIS	EXPOS COMP	5
2	E	MCALISTER HS CYESIS	HEALTH SH	5
2	E	MCALISTER HS CYESIS	INTEGR SCIENCE 8A	2
2	E	MCALISTER HS CYESIS	INTRO PSYCH	1
2	E	MCALISTER HS CYESIS	INTRO TO ETHNIC STUDIES	1
2	E	MCALISTER HS CYESIS	L & L EL SH A	1
2	E	MCALISTER HS CYESIS	L & L EL SH B	1
2	E	MCALISTER HS CYESIS	MODERN LIT	2

***Count of Sufficiency means:** Each class (elementary schools) or section (secondary schools) has verified sufficiency per subject matter.

Board District	Region	School Name	Class/Section Name	*Count of Number of classes/sections verifying sufficiency
2	E	MCALISTER HS CYESIS	PHYSICS:THE UNIVERSE A	1
2	E	MCALISTER HS CYESIS	PRIN AM DEMOCR	8
2	E	MCALISTER HS CYESIS	SPANISH 1A EDGL	3
2	E	MCALISTER HS CYESIS	SPANISH 1B EDGL	3
2	E	MCALISTER HS CYESIS	SPANISH 2B EDGL	1
2	E	MCALISTER HS CYESIS	US HIST 20TH A	5
2	E	MCALISTER HS CYESIS	US HIST 20TH B	4
2	E	MCALISTER HS CYESIS	US HIST G&C A	2
2	E	MCALISTER HS CYESIS	WHG: MOD WLD A	5
2	E	MCALISTER HS CYESIS	WHG: MOD WLD B	4
2	E	MENDEZ SH	ADV ELD SH 2A	5
2	E	MENDEZ SH	ADV ELD SH A	1
2	E	MENDEZ SH	AM LIT COMP	7
2	E	MENDEZ SH	AP AFRICAN-AM STU A	1
2	E	MENDEZ SH	AP BIO A	1
2	E	MENDEZ SH	AP CALCULUS A	1
2	E	MENDEZ SH	AP CHEMISTRY A	1
2	E	MENDEZ SH	AP CHIN LANG A	1
2	E	MENDEZ SH	AP COMP SC A A	1
2	E	MENDEZ SH	AP COMP SCI PRIN A	1
2	E	MENDEZ SH	AP ENG LANG A	2
2	E	MENDEZ SH	AP ENG LIT A	2
2	E	MENDEZ SH	AP ENV SCI A	1
2	E	MENDEZ SH	AP GOVT & POL	2
2	E	MENDEZ SH	AP HUMAN GEO A	1
2	E	MENDEZ SH	AP PHYSICS 1A	1
2	E	MENDEZ SH	AP PRE-CALC A	2

***Count of Sufficiency means:** Each class (elementary schools) or section (secondary schools) has verified sufficiency per subject matter.

Board District	Region	School Name	Class/Section Name	*Count of Number of classes/sections verifying sufficiency
2	E	MENDEZ SH	AP PSYCHOLOG A	2
2	E	MENDEZ SH	AP RESEARCH A	2
2	E	MENDEZ SH	AP SEMINAR A	2
2	E	MENDEZ SH	AP SPAN LIT A	1
2	E	MENDEZ SH	AP SPAN LNG A	2
2	E	MENDEZ SH	AP ST ART 2D A	1
2	E	MENDEZ SH	AP STATISTICS A	1
2	E	MENDEZ SH	AP US HIST A	2
2	E	MENDEZ SH	AP WLD HIST A	1
2	E	MENDEZ SH	BIOLOGY:LIVING EARTH A	9
2	E	MENDEZ SH	BIOLOGY:LIVING EARTH B	1
2	E	MENDEZ SH	CC ALGEBRA 1	9
2	E	MENDEZ SH	CC ALGEBRA 2A	9
2	E	MENDEZ SH	CC ALGEBRA 2B	1
2	E	MENDEZ SH	CC GEOMETRY A	11
2	E	MENDEZ SH	CC GEOMETRY B	1
2	E	MENDEZ SH	CHEM IN EAR SYS B EDGL	1
2	E	MENDEZ SH	CHEMISTRY:EARTH SYS A	9
2	E	MENDEZ SH	CHEMISTRY:EARTH SYS B	1
2	E	MENDEZ SH	CONS MATH A	5
2	E	MENDEZ SH	DEV MATH SH A	2
2	E	MENDEZ SH	DEV READ HS A	4
2	E	MENDEZ SH	ELD 1A	2
2	E	MENDEZ SH	ENGLISH 10A	11
2	E	MENDEZ SH	ENGLISH 10B	1
2	E	MENDEZ SH	ENGLISH 9A	9
2	E	MENDEZ SH	ENGLISH 9B	1

***Count of Sufficiency means:** Each class (elementary schools) or section (secondary schools) has verified sufficiency per subject matter.

Board District	Region	School Name	Class/Section Name	*Count of Number of classes/sections verifying sufficiency
2	E	MENDEZ SH	EXPOS COMP	7
2	E	MENDEZ SH	H INTRO FORENSIC SCI A	3
2	E	MENDEZ SH	H MAND 3A	1
2	E	MENDEZ SH	H MAND 4A	1
2	E	MENDEZ SH	H PHYSIOLOGY A	1
2	E	MENDEZ SH	INTRO PSYCH	2
2	E	MENDEZ SH	INTRO SOCIO	2
2	E	MENDEZ SH	MAND 1A	2
2	E	MENDEZ SH	MAND 2A	1
2	E	MENDEZ SH	MARINE BIO A	2
2	E	MENDEZ SH	PHYSICS:THE UNIVERSE A	4
2	E	MENDEZ SH	PRECALC B	1
2	E	MENDEZ SH	PRIN AM DEMOCR	6
2	E	MENDEZ SH	SCREEN PLAY WR	1
2	E	MENDEZ SH	SPAN SP 1A	5
2	E	MENDEZ SH	SPAN SP 2A	2
2	E	MENDEZ SH	SPANISH 1A	2
2	E	MENDEZ SH	SPANISH 2A	4
2	E	MENDEZ SH	US HIST 20TH A	8
2	E	MENDEZ SH	US HIST 20TH B	1
2	E	MENDEZ SH	WHG: MOD WLD A	12
2	E	MENDEZ SH	WHG: MOD WLD B	1
2	E	METROPOLITAN HS	ADV ELD SH 2A	2
2	E	METROPOLITAN HS	ADV ELD SH 2B	1
2	E	METROPOLITAN HS	AM LIT COMP	5
2	E	METROPOLITAN HS	BIOLOGY:LIVING EARTH A	2
2	E	METROPOLITAN HS	BIOLOGY:LIVING EARTH B	2

***Count of Sufficiency means:** Each class (elementary schools) or section (secondary schools) has verified sufficiency per subject matter.

Board District	Region	School Name	Class/Section Name	*Count of Number of classes/sections verifying sufficiency
2	E	METROPOLITAN HS	BRITISH LIT EDGL	3
2	E	METROPOLITAN HS	CC ALG 2 TUT LAB A	1
2	E	METROPOLITAN HS	CC ALGEBRA 1	3
2	E	METROPOLITAN HS	CC ALGEBRA 2A	4
2	E	METROPOLITAN HS	CC ALGEBRA 2B	4
2	E	METROPOLITAN HS	CC GEOMETRY A	2
2	E	METROPOLITAN HS	CC GEOMETRY B	1
2	E	METROPOLITAN HS	ECONOMICS	5
2	E	METROPOLITAN HS	ENGLISH 10A	4
2	E	METROPOLITAN HS	ENGLISH 10B	4
2	E	METROPOLITAN HS	ENGLISH 9A	4
2	E	METROPOLITAN HS	ENGLISH 9B	4
2	E	METROPOLITAN HS	EXPOS COMP	4
2	E	METROPOLITAN HS	HEALTH SH	1
2	E	METROPOLITAN HS	L & L EL SH 2A	1
2	E	METROPOLITAN HS	L & L EL SH 2B	2
2	E	METROPOLITAN HS	MODERN LIT	3
2	E	METROPOLITAN HS	PHYSICS:THE UNIVERSE A	3
2	E	METROPOLITAN HS	PHYSICS:THE UNIVERSE B	2
2	E	METROPOLITAN HS	PRIN AM DEMOCR	4
2	E	METROPOLITAN HS	SPANISH 1A EDGL	6
2	E	METROPOLITAN HS	SPANISH 1B EDGL	5
2	E	METROPOLITAN HS	SPANISH 2A EDGL	5
2	E	METROPOLITAN HS	SPANISH 2B EDGL	6
2	E	METROPOLITAN HS	US HIST 20TH A	3
2	E	METROPOLITAN HS	US HIST 20TH B	7
2	E	METROPOLITAN HS	US HIST A EDGL	1

***Count of Sufficiency means:** Each class (elementary schools) or section (secondary schools) has verified sufficiency per subject matter.

Board District	Region	School Name	Class/Section Name	*Count of Number of classes/sections verifying sufficiency
2	E	METROPOLITAN HS	WHG: MOD WLD A	6
2	E	METROPOLITAN HS	WHG: MOD WLD B	4
2	E	MONTE VISTA ST EL	Health	7
2	E	MONTE VISTA ST EL	History/Social Science	7
2	E	MONTE VISTA ST EL	Mathematics	7
2	E	MONTE VISTA ST EL	Reading/English Language Arts	7
2	E	MONTE VISTA ST EL	Science	7
2	E	MONTE VISTA ST FC MG	Health	6
2	E	MONTE VISTA ST FC MG	History/Social Science	6
2	E	MONTE VISTA ST FC MG	Mathematics	6
2	E	MONTE VISTA ST FC MG	Reading/English Language Arts	6
2	E	MONTE VISTA ST FC MG	Science	6
2	E	MONTEREY HS	ADV ELD SH 2A	2
2	E	MONTEREY HS	ADV ELD SH 2B	2
2	E	MONTEREY HS	ADV ELD SH A	2
2	E	MONTEREY HS	AM LIT COMP	2
2	E	MONTEREY HS	CC ALG 2A EDGL	4
2	E	MONTEREY HS	CC ALG 2B EDGL	4
2	E	MONTEREY HS	CC GEOM A EDGL	2
2	E	MONTEREY HS	CC GEOM B EDGL	2
2	E	MONTEREY HS	CHEM IN EAR SYS A EDGL	2
2	E	MONTEREY HS	CHEM IN EAR SYS B EDGL	2
2	E	MONTEREY HS	ECONOMICS	6
2	E	MONTEREY HS	ENGLISH 10A	6
2	E	MONTEREY HS	ENGLISH 10B	4
2	E	MONTEREY HS	ENGLISH 9A	2
2	E	MONTEREY HS	ENGLISH 9B	2

***Count of Sufficiency means:** Each class (elementary schools) or section (secondary schools) has verified sufficiency per subject matter.

Board District	Region	School Name	Class/Section Name	*Count of Number of classes/sections verifying sufficiency
2	E	MONTEREY HS	EXPOS COMP	6
2	E	MONTEREY HS	HEALTH SH	2
2	E	MONTEREY HS	MEX AM LIT	2
2	E	MONTEREY HS	PHYS OF THE UNIV B EDGL	2
2	E	MONTEREY HS	PRIN AM DEMOCR	2
2	E	MONTEREY HS	PSYCH A EDGL	2
2	E	MONTEREY HS	SOCIO EDGL	2
2	E	MONTEREY HS	SPANISH 1A EDGL	2
2	E	MONTEREY HS	SPANISH 1B EDGL	6
2	E	MONTEREY HS	SPANISH 2A EDGL	2
2	E	MONTEREY HS	SPANISH 2B EDGL	4
2	E	MONTEREY HS	SPANISH 3A EDGL	2
2	E	MONTEREY HS	US HIST 20TH A	4
2	E	MONTEREY HS	US HIST 20TH B	2
2	E	MONTEREY HS	US HIST B EDGL	2
2	E	MONTEREY HS	WHG: MOD WLD A	2
2	E	MONTEREY HS	WHG: MOD WLD B	2
2	E	MULTNOMAH GIFTED MAG	Health	4
2	E	MULTNOMAH GIFTED MAG	History/Social Science	4
2	E	MULTNOMAH GIFTED MAG	Mathematics	4
2	E	MULTNOMAH GIFTED MAG	Reading/English Language Arts	4
2	E	MULTNOMAH GIFTED MAG	Science	4
2	E	MULTNOMAH ST EL	Health	7
2	E	MULTNOMAH ST EL	History/Social Science	7
2	E	MULTNOMAH ST EL	Mathematics	7
2	E	MULTNOMAH ST EL	Reading/English Language Arts	7
2	E	MULTNOMAH ST EL	Science	7

***Count of Sufficiency means:** Each class (elementary schools) or section (secondary schools) has verified sufficiency per subject matter.

Board District	Region	School Name	Class/Section Name	*Count of Number of classes/sections verifying sufficiency
2	E	MULTNOMAH ST EL ES MG	Health	6
2	E	MULTNOMAH ST EL ES MG	History/Social Science	6
2	E	MULTNOMAH ST EL ES MG	Mathematics	6
2	E	MULTNOMAH ST EL ES MG	Reading/English Language Arts	6
2	E	MULTNOMAH ST EL ES MG	Science	6
2	E	MURCHISON ST EL	Health	34
2	E	MURCHISON ST EL	History/Social Science	34
2	E	MURCHISON ST EL	Mathematics	34
2	E	MURCHISON ST EL	Reading/English Language Arts	34
2	E	MURCHISON ST EL	Science	34
2	E	NEWMARK HS	ADV ELD SH 2A	1
2	E	NEWMARK HS	AM LIT COMP	5
2	E	NEWMARK HS	BIO:LIVING EARTH B EDGP	3
2	E	NEWMARK HS	BIOLOGY:LIVING EARTH A	1
2	E	NEWMARK HS	BIOLOGY:LIVING EARTH B	1
2	E	NEWMARK HS	BRITISH LIT EDGP	4
2	E	NEWMARK HS	CC ALG 2A EDGP	3
2	E	NEWMARK HS	CC ALG 2B EDGP	1
2	E	NEWMARK HS	CC ALGEBRA 1	2
2	E	NEWMARK HS	CC ALGEBRA 2A	1
2	E	NEWMARK HS	CC ALGEBRA 2B	2
2	E	NEWMARK HS	CC ENG 10A EDGP	3
2	E	NEWMARK HS	CC ENG 10B EDGP	1
2	E	NEWMARK HS	CC ENG 11A EDGP	3
2	E	NEWMARK HS	CC ENG 11B EDGP	3
2	E	NEWMARK HS	CC ENG 9A EDGP	1
2	E	NEWMARK HS	CC ENG 9B EDGP	1

***Count of Sufficiency means:** Each class (elementary schools) or section (secondary schools) has verified sufficiency per subject matter.

Board District	Region	School Name	Class/Section Name	*Count of Number of classes/sections verifying sufficiency
2	E	NEWMARK HS	CC GEOM A EDGP	2
2	E	NEWMARK HS	CC GEOM B EDGP	4
2	E	NEWMARK HS	CC GEOMETRY A	1
2	E	NEWMARK HS	CC GEOMETRY B	2
2	E	NEWMARK HS	CHEM IN EAR SYS B EDGP	1
2	E	NEWMARK HS	CHEMISTRY:EARTH SYS A	2
2	E	NEWMARK HS	CHEMISTRY:EARTH SYS B	2
2	E	NEWMARK HS	ECONOMICS	1
2	E	NEWMARK HS	ECONOMICS EDGP	3
2	E	NEWMARK HS	ENGLISH 10A	4
2	E	NEWMARK HS	ENGLISH 10B	4
2	E	NEWMARK HS	ENGLISH 9A	5
2	E	NEWMARK HS	ENGLISH 9B	3
2	E	NEWMARK HS	ERW A EDGP	4
2	E	NEWMARK HS	EXPOS COMP	4
2	E	NEWMARK HS	GEOGRAPHY EDGP	1
2	E	NEWMARK HS	MODERN LIT	4
2	E	NEWMARK HS	PRIN AM DEM EDGP	5
2	E	NEWMARK HS	PSYCH A EDGP	1
2	E	NEWMARK HS	PSYCH B EDGP	1
2	E	NEWMARK HS	SPANISH 1B EDGL	2
2	E	NEWMARK HS	SPANISH 2B EDGL	2
2	E	NEWMARK HS	US HIST 20TH A	3
2	E	NEWMARK HS	US HIST 20TH B	4
2	E	NEWMARK HS	US HIST A EDGP	3
2	E	NEWMARK HS	US HIST B EDGP	3
2	E	NEWMARK HS	WHG M A EDGP	3

***Count of Sufficiency means:** Each class (elementary schools) or section (secondary schools) has verified sufficiency per subject matter.

Board District	Region	School Name	Class/Section Name	*Count of Number of classes/sections verifying sufficiency
2	E	NEWMARK HS	WHG M B EDGP	4
2	E	NEWMARK HS	WHG: MOD WLD A	2
2	E	NEWMARK HS	WHG: MOD WLD B	2
2	E	NIGHTINGALE MS	B READ MS A	3
2	E	NIGHTINGALE MS	CC MATH 6A	11
2	E	NIGHTINGALE MS	CC MATH 7 TUT LAB A	1
2	E	NIGHTINGALE MS	CC MATH 7A	13
2	E	NIGHTINGALE MS	CC MATH 8 TUT LAB A	1
2	E	NIGHTINGALE MS	CC MATH 8A	13
2	E	NIGHTINGALE MS	CREAT EXP MS A	1
2	E	NIGHTINGALE MS	DEV ELS MS A	2
2	E	NIGHTINGALE MS	DEV READ MS A	7
2	E	NIGHTINGALE MS	ELD 6A	5
2	E	NIGHTINGALE MS	ELD 7A	6
2	E	NIGHTINGALE MS	ELD 8A	4
2	E	NIGHTINGALE MS	ENG ALT CUR 6A	1
2	E	NIGHTINGALE MS	ENG ALT CUR 7A	1
2	E	NIGHTINGALE MS	ENG ALT CUR 8A	1
2	E	NIGHTINGALE MS	ENGLISH 6A	15
2	E	NIGHTINGALE MS	ENGLISH 7A	17
2	E	NIGHTINGALE MS	ENGLISH 8A	16
2	E	NIGHTINGALE MS	H ACC CC ALG 1A	2
2	E	NIGHTINGALE MS	H ACC CC MATH 7A	2
2	E	NIGHTINGALE MS	INTEG SCIENCE 7	15
2	E	NIGHTINGALE MS	INTEGR SCIENCE 6A	12
2	E	NIGHTINGALE MS	INTEGR SCIENCE 8A	15
2	E	NIGHTINGALE MS	INTRO PHYS COMPUTING A MS	2

***Count of Sufficiency means:** Each class (elementary schools) or section (secondary schools) has verified sufficiency per subject matter.

Board District	Region	School Name	Class/Section Name	*Count of Number of classes/sections verifying sufficiency
2	E	NIGHTINGALE MS	MAND 1A	1
2	E	NIGHTINGALE MS	MAND 2A	1
2	E	NIGHTINGALE MS	MAND LANG INTERM 1A	1
2	E	NIGHTINGALE MS	MS INT NEW ELD A	2
2	E	NIGHTINGALE MS	SCI/HLT AC 6A	1
2	E	NIGHTINGALE MS	SCI/HLT AC 7	1
2	E	NIGHTINGALE MS	SP LANG/CUL INTERM SP A	1
2	E	NIGHTINGALE MS	SPANISH 1A	1
2	E	NIGHTINGALE MS	SPANISH 2A	1
2	E	NIGHTINGALE MS	US HIST G&C A	15
2	E	NIGHTINGALE MS	WHG: ANC CIV A	12
2	E	NIGHTINGALE MS	WHG: MED/MOD A	15
2	E	NIGHTINGALE MS	WIND PERC MS A	3
2	E	OLYMPIC PC	Health	8
2	E	OLYMPIC PC	History/Social Science	8
2	E	OLYMPIC PC	Mathematics	8
2	E	OLYMPIC PC	Reading/English Language Arts	8
2	E	OLYMPIC PC	Science	8
2	E	PLASENCIA EL	Health	17
2	E	PLASENCIA EL	History/Social Science	17
2	E	PLASENCIA EL	Mathematics	17
2	E	PLASENCIA EL	Reading/English Language Arts	17
2	E	PLASENCIA EL	Science	17
2	E	PLASENCIA EL STEAM MG	Health	12
2	E	PLASENCIA EL STEAM MG	History/Social Science	12
2	E	PLASENCIA EL STEAM MG	Mathematics	12
2	E	PLASENCIA EL STEAM MG	Reading/English Language Arts	12

***Count of Sufficiency means:** Each class (elementary schools) or section (secondary schools) has verified sufficiency per subject matter.

Board District	Region	School Name	Class/Section Name	*Count of Number of classes/sections verifying sufficiency
2	E	PLASENCIA EL STEAM MG	Science	12
2	E	PUEBLO DE LA HS	ADV ELD SH 2A	2
2	E	PUEBLO DE LA HS	ADV ELD SH 2B	2
2	E	PUEBLO DE LA HS	ADV ELD SH A	3
2	E	PUEBLO DE LA HS	ADV ELD SH B	1
2	E	PUEBLO DE LA HS	AM LIT COMP	3
2	E	PUEBLO DE LA HS	BIOLOGY:LIVING EARTH A	5
2	E	PUEBLO DE LA HS	BIOLOGY:LIVING EARTH B	2
2	E	PUEBLO DE LA HS	CC ALGEBRA 1	1
2	E	PUEBLO DE LA HS	CC ALGEBRA 2A	1
2	E	PUEBLO DE LA HS	CC GEOMETRY A	1
2	E	PUEBLO DE LA HS	CHEMISTRY:EARTH SYS A	6
2	E	PUEBLO DE LA HS	CHEMISTRY:EARTH SYS B	3
2	E	PUEBLO DE LA HS	ECONOMICS	5
2	E	PUEBLO DE LA HS	ENGLISH 10A	3
2	E	PUEBLO DE LA HS	ENGLISH 10B	3
2	E	PUEBLO DE LA HS	ENGLISH 9A	3
2	E	PUEBLO DE LA HS	ENGLISH 9B	4
2	E	PUEBLO DE LA HS	ERWC B	1
2	E	PUEBLO DE LA HS	EXPOS COMP	4
2	E	PUEBLO DE LA HS	HEALTH SH	4
2	E	PUEBLO DE LA HS	INTRO TO ETHNIC STUDIES	1
2	E	PUEBLO DE LA HS	MAND 1A	2
2	E	PUEBLO DE LA HS	MAND 1B	1
2	E	PUEBLO DE LA HS	MAND 2A	1
2	E	PUEBLO DE LA HS	MEX AM LIT	1
2	E	PUEBLO DE LA HS	MODERN LIT	2

***Count of Sufficiency means:** Each class (elementary schools) or section (secondary schools) has verified sufficiency per subject matter.

Board District	Region	School Name	Class/Section Name	*Count of Number of classes/sections verifying sufficiency
2	E	PUEBLO DE LA HS	PHYS GEOLOGY A	3
2	E	PUEBLO DE LA HS	PHYS GEOLOGY B	2
2	E	PUEBLO DE LA HS	PRIN AM DEMOCR	4
2	E	PUEBLO DE LA HS	SPANISH 1A	4
2	E	PUEBLO DE LA HS	SPANISH 1B	4
2	E	PUEBLO DE LA HS	SPANISH 2A	3
2	E	PUEBLO DE LA HS	SPANISH 2B	5
2	E	PUEBLO DE LA HS	US HIST 20TH A	4
2	E	PUEBLO DE LA HS	US HIST 20TH B	5
2	E	PUEBLO DE LA HS	WHG: MOD WLD A	3
2	E	PUEBLO DE LA HS	WHG: MOD WLD B	4
2	E	PUEBLO DE LA HS	WORLD LIT	2
2	E	RAMONA HS	AM LIT COMP	1
2	E	RAMONA HS	BIOLOGY:LIVING EARTH A	1
2	E	RAMONA HS	BIOLOGY:LIVING EARTH B	2
2	E	RAMONA HS	BRITISH LIT EDGL	2
2	E	RAMONA HS	CC ALG 2 TUT LAB B	1
2	E	RAMONA HS	CC ALGEBRA 1	4
2	E	RAMONA HS	CC ALGEBRA 2A	1
2	E	RAMONA HS	CC ALGEBRA 2B	1
2	E	RAMONA HS	CC GEOM TUT LAB A	1
2	E	RAMONA HS	CC GEOMETRY A	2
2	E	RAMONA HS	CC GEOMETRY B	2
2	E	RAMONA HS	CHEMISTRY:EARTH SYS A	2
2	E	RAMONA HS	CHEMISTRY:EARTH SYS B	1
2	E	RAMONA HS	ECONOMICS	3
2	E	RAMONA HS	ECONOMICS EDGL	1

***Count of Sufficiency means:** Each class (elementary schools) or section (secondary schools) has verified sufficiency per subject matter.

Board District	Region	School Name	Class/Section Name	*Count of Number of classes/sections verifying sufficiency
2	E	RAMONA HS	ELD 11A	1
2	E	RAMONA HS	ELD 12A	1
2	E	RAMONA HS	ENGLISH 10A	2
2	E	RAMONA HS	ENGLISH 10B	2
2	E	RAMONA HS	ENGLISH 9B	1
2	E	RAMONA HS	ERWC A	2
2	E	RAMONA HS	HEALTH SH	3
2	E	RAMONA HS	INTRO TO ETHNIC STUDIES	1
2	E	RAMONA HS	PRIN AM DEM EDGL	1
2	E	RAMONA HS	PRIN AM DEMOCR	2
2	E	RAMONA HS	PSYCH A EDGL	1
2	E	RAMONA HS	SPANISH 1A EDGL	2
2	E	RAMONA HS	SPANISH 2A EDGL	2
2	E	RAMONA HS	SPANISH 2B EDGL	1
2	E	RAMONA HS	US HIST 20TH A	1
2	E	RAMONA HS	US HIST 20TH B	1
2	E	RAMONA HS	WHG M A EDGP	1
2	E	RAMONA HS	WHG M B EDGP	1
2	E	RAMONA HS	WHG: MOD WLD A	2
2	E	RAMONA HS	WHG: MOD WLD B	1
2	E	RAMONA HS	WLD HIST B EDGL	1
2	E	RIORDAN PC	Health	4
2	E	RIORDAN PC	History/Social Science	4
2	E	RIORDAN PC	Mathematics	4
2	E	RIORDAN PC	Reading/English Language Arts	4
2	E	RIORDAN PC	Science	4
2	E	RIORDAN PC DTF	Health	7

***Count of Sufficiency means:** Each class (elementary schools) or section (secondary schools) has verified sufficiency per subject matter.

Board District	Region	School Name	Class/Section Name	*Count of Number of classes/sections verifying sufficiency
2	E	RIORDAN PC DTF	History/Social Science	7
2	E	RIORDAN PC DTF	Mathematics	7
2	E	RIORDAN PC DTF	Reading/English Language Arts	7
2	E	RIORDAN PC DTF	Science	7
2	E	ROOSEVELT SH	ACADEMIC ELD 3A	2
2	E	ROOSEVELT SH	ACADEMIC ELD 4A	1
2	E	ROOSEVELT SH	ADV ELD SH 2A	1
2	E	ROOSEVELT SH	AM LIT COMP	9
2	E	ROOSEVELT SH	AP CALCULUS A	2
2	E	ROOSEVELT SH	AP COMP SCI PRIN A CTE	2
2	E	ROOSEVELT SH	AP ENG LANG A	6
2	E	ROOSEVELT SH	AP ENG LIT A	5
2	E	ROOSEVELT SH	AP ENV SCI A	1
2	E	ROOSEVELT SH	AP GOVT & POL	2
2	E	ROOSEVELT SH	AP PRE-CALC A	1
2	E	ROOSEVELT SH	AP SPAN LNG A	2
2	E	ROOSEVELT SH	AP STATISTICS A	1
2	E	ROOSEVELT SH	AP WLD HIST A	4
2	E	ROOSEVELT SH	BIOLOGY:LIVING EARTH A	9
2	E	ROOSEVELT SH	BIOMED INNOV A	1
2	E	ROOSEVELT SH	CC ALG 2 TUT LAB A	13
2	E	ROOSEVELT SH	CC ALGEBRA 1	17
2	E	ROOSEVELT SH	CC ALGEBRA 2B	1
2	E	ROOSEVELT SH	CC GEOMETRY A	7
2	E	ROOSEVELT SH	CHEMISTRY:EARTH SYS A	8
2	E	ROOSEVELT SH	CHEMISTRY:EARTH SYS B	1
2	E	ROOSEVELT SH	CONSTITN LAW A	2

***Count of Sufficiency means:** Each class (elementary schools) or section (secondary schools) has verified sufficiency per subject matter.

Board District	Region	School Name	Class/Section Name	*Count of Number of classes/sections verifying sufficiency
2	E	ROOSEVELT SH	DEV ELS SH A	1
2	E	ROOSEVELT SH	DEV MATH SH A	1
2	E	ROOSEVELT SH	DEV READ HS A	2
2	E	ROOSEVELT SH	ELD 1A	1
2	E	ROOSEVELT SH	ELD 2A	2
2	E	ROOSEVELT SH	ENGLISH 10A	6
2	E	ROOSEVELT SH	ENGLISH 10B	1
2	E	ROOSEVELT SH	ENGLISH 9A	7
2	E	ROOSEVELT SH	ENGLISH 9B	1
2	E	ROOSEVELT SH	ERWC A	3
2	E	ROOSEVELT SH	FRENCH 1A	2
2	E	ROOSEVELT SH	FRENCH 3A	1
2	E	ROOSEVELT SH	H ENGLISH 10A	2
2	E	ROOSEVELT SH	H ENGLISH 9A	4
2	E	ROOSEVELT SH	HUM BODY SYS A	2
2	E	ROOSEVELT SH	INTR BIOTECH A	3
2	E	ROOSEVELT SH	INTRO TO ETHNIC STUDIES	6
2	E	ROOSEVELT SH	JAPAN 1A	2
2	E	ROOSEVELT SH	JAPAN 2A	1
2	E	ROOSEVELT SH	JOURNALISM 1A	1
2	E	ROOSEVELT SH	JOURNALISM 2A	1
2	E	ROOSEVELT SH	L & L EL SH 2A	1
2	E	ROOSEVELT SH	L & L EL SH A	1
2	E	ROOSEVELT SH	PHYSICS:THE UNIVERSE A	9
2	E	ROOSEVELT SH	PRECALC A	3
2	E	ROOSEVELT SH	PRIN AM DEMOCR	5
2	E	ROOSEVELT SH	SPAN SP 1A	1

***Count of Sufficiency means:** Each class (elementary schools) or section (secondary schools) has verified sufficiency per subject matter.

Board District	Region	School Name	Class/Section Name	*Count of Number of classes/sections verifying sufficiency
2	E	ROOSEVELT SH	SPANISH 1A	5
2	E	ROOSEVELT SH	SPANISH 2A	6
2	E	ROOSEVELT SH	SPANISH 3A	1
2	E	ROOSEVELT SH	SPEECH A	1
2	E	ROOSEVELT SH	TC MATH STAT A	2
2	E	ROOSEVELT SH	US HIST 20TH A	5
2	E	ROOSEVELT SH	US HIST 20TH B	1
2	E	ROOSEVELT SH	WHG: MOD WLD A	6
2	E	ROOSEVELT SH	WHG: MOD WLD B	1
2	E	ROOSEVELT SH STM MAG	ADV ELD SH 2A	1
2	E	ROOSEVELT SH STM MAG	ADV ELD SH A	1
2	E	ROOSEVELT SH STM MAG	AM LIT COMP	4
2	E	ROOSEVELT SH STM MAG	AP BIO A	1
2	E	ROOSEVELT SH STM MAG	AP COMP SC A A	6
2	E	ROOSEVELT SH STM MAG	AP ENG LANG A	2
2	E	ROOSEVELT SH STM MAG	AP ENG LIT A	1
2	E	ROOSEVELT SH STM MAG	AP GOVT & POL	1
2	E	ROOSEVELT SH STM MAG	AP HUMAN GEO A	1
2	E	ROOSEVELT SH STM MAG	AP PSYCHOLOG A	2
2	E	ROOSEVELT SH STM MAG	AP SPAN LIT A	1
2	E	ROOSEVELT SH STM MAG	AP SPAN LNG A	1
2	E	ROOSEVELT SH STM MAG	AP US HIST A	2
2	E	ROOSEVELT SH STM MAG	AP WLD HIST A	2
2	E	ROOSEVELT SH STM MAG	BIOLOGY:LIVING EARTH A	5
2	E	ROOSEVELT SH STM MAG	CC ALG 1 TUT LAB A	4
2	E	ROOSEVELT SH STM MAG	CC ALGEBRA 2A	2
2	E	ROOSEVELT SH STM MAG	CC GEOMETRY A	2

***Count of Sufficiency means:** Each class (elementary schools) or section (secondary schools) has verified sufficiency per subject matter.

Board District	Region	School Name	Class/Section Name	*Count of Number of classes/sections verifying sufficiency
2	E	ROOSEVELT SH STM MAG	CHEMISTRY:EARTH SYS A	3
2	E	ROOSEVELT SH STM MAG	CREAT WRIT	1
2	E	ROOSEVELT SH STM MAG	DISCR MATH A	4
2	E	ROOSEVELT SH STM MAG	ENGLISH 10A	4
2	E	ROOSEVELT SH STM MAG	ENGLISH 9A	6
2	E	ROOSEVELT SH STM MAG	ENGLISH LIT	1
2	E	ROOSEVELT SH STM MAG	ERWC A	5
2	E	ROOSEVELT SH STM MAG	H ADV MATH A	3
2	E	ROOSEVELT SH STM MAG	H ADV BIO A	1
2	E	ROOSEVELT SH STM MAG	H ENGLISH 10A	2
2	E	ROOSEVELT SH STM MAG	INTR BIOTECH A	1
2	E	ROOSEVELT SH STM MAG	INTRO PSYCH	2
2	E	ROOSEVELT SH STM MAG	MEX AM STU	5
2	E	ROOSEVELT SH STM MAG	PHYSICS:THE UNIVERSE A	3
2	E	ROOSEVELT SH STM MAG	PRIN AM DEMOCR	5
2	E	ROOSEVELT SH STM MAG	SPANISH 1A	3
2	E	ROOSEVELT SH STM MAG	SPANISH 2A	2
2	E	ROOSEVELT SH STM MAG	SPANISH 3A	1
2	E	ROOSEVELT SH STM MAG	STAT & PROB A	3
2	E	ROOSEVELT SH STM MAG	TC MATH STAT A	2
2	E	ROOSEVELT SH STM MAG	US HIST 20TH A	4
2	E	ROOSEVELT SH STM MAG	WHG: MOD WLD A	4
2	E	ROSEMONT AVE EL	Health	10
2	E	ROSEMONT AVE EL	History/Social Science	10
2	E	ROSEMONT AVE EL	Mathematics	10
2	E	ROSEMONT AVE EL	Reading/English Language Arts	10
2	E	ROSEMONT AVE EL	Science	10

***Count of Sufficiency means:** Each class (elementary schools) or section (secondary schools) has verified sufficiency per subject matter.

Board District	Region	School Name	Class/Section Name	*Count of Number of classes/sections verifying sufficiency
2	E	ROWAN AVE EL	Health	36
2	E	ROWAN AVE EL	History/Social Science	36
2	E	ROWAN AVE EL	Mathematics	36
2	E	ROWAN AVE EL	Reading/English Language Arts	36
2	E	ROWAN AVE EL	Science	36
2	E	ROWAN AVE EL DTS	Health	4
2	E	ROWAN AVE EL DTS	History/Social Science	4
2	E	ROWAN AVE EL DTS	Mathematics	4
2	E	ROWAN AVE EL DTS	Reading/English Language Arts	4
2	E	ROWAN AVE EL DTS	Science	4
2	E	ROYBAL LC	ACADEMIC ELD 3A	1
2	E	ROYBAL LC	ACADEMIC ELD 4A	1
2	E	ROYBAL LC	ADV ELD SH A	3
2	E	ROYBAL LC	AM LIT COMP	5
2	E	ROYBAL LC	AP BIO A	1
2	E	ROYBAL LC	AP COMP SCI PRIN A	1
2	E	ROYBAL LC	AP ENG LANG A	3
2	E	ROYBAL LC	AP ENG LIT A	2
2	E	ROYBAL LC	AP GOVT & POL	2
2	E	ROYBAL LC	AP HUMAN GEO A	1
2	E	ROYBAL LC	AP PHYSICS 1A	1
2	E	ROYBAL LC	AP PSYCHOLOG A	1
2	E	ROYBAL LC	AP SEMINAR A	2
2	E	ROYBAL LC	AP SPAN LIT A	1
2	E	ROYBAL LC	AP SPAN LNG A	2
2	E	ROYBAL LC	AP ST ART 2D A	1
2	E	ROYBAL LC	AP STATISTICS A	1

***Count of Sufficiency means:** Each class (elementary schools) or section (secondary schools) has verified sufficiency per subject matter.

Board District	Region	School Name	Class/Section Name	*Count of Number of classes/sections verifying sufficiency
2	E	ROYBAL LC	AP US HIST A	2
2	E	ROYBAL LC	AP WLD HIST A	2
2	E	ROYBAL LC	BIOLOGY:LIVING EARTH A	4
2	E	ROYBAL LC	CC ALGEBRA 1	10
2	E	ROYBAL LC	CC ALGEBRA 2A	7
2	E	ROYBAL LC	CC GEOMETRY A	6
2	E	ROYBAL LC	CHEMISTRY:EARTH SYS A	7
2	E	ROYBAL LC	DEV ELS SH A	1
2	E	ROYBAL LC	ECONOMICS	4
2	E	ROYBAL LC	ELD 1A	1
2	E	ROYBAL LC	ELD 2A	1
2	E	ROYBAL LC	ENGLISH 10A	7
2	E	ROYBAL LC	ENGLISH 9A	4
2	E	ROYBAL LC	EXPOS COMP	1
2	E	ROYBAL LC	H BIOLOGY:LIVING EARTH A	3
2	E	ROYBAL LC	H CC ALGEBRA 1	2
2	E	ROYBAL LC	H CC ALGEBRA 2A	5
2	E	ROYBAL LC	H CC GEOMETRY A	1
2	E	ROYBAL LC	H CHEMISTRY:EARTH SYS A	1
2	E	ROYBAL LC	H ENGLISH 10A	2
2	E	ROYBAL LC	H ENGLISH 9A	2
2	E	ROYBAL LC	H US HIST 20TH A	1
2	E	ROYBAL LC	H WHG: MOD WLD A	1
2	E	ROYBAL LC	HEALTH SH	2
2	E	ROYBAL LC	HUM BODY SYS A	3
2	E	ROYBAL LC	L & L EL SH A	2
2	E	ROYBAL LC	MEX AM STU	4

***Count of Sufficiency means:** Each class (elementary schools) or section (secondary schools) has verified sufficiency per subject matter.

Board District	Region	School Name	Class/Section Name	*Count of Number of classes/sections verifying sufficiency
2	E	ROYBAL LC	MODERN LIT	2
2	E	ROYBAL LC	PHYSICS:THE UNIVERSE A	1
2	E	ROYBAL LC	PRECALC A	1
2	E	ROYBAL LC	SPAN SP 1A	3
2	E	ROYBAL LC	SPAN SP 2A	2
2	E	ROYBAL LC	SPANISH 2A	1
2	E	ROYBAL LC	STAT & PROB A	1
2	E	ROYBAL LC	US HIST 20TH A	3
2	E	ROYBAL LC	WHG: MOD WLD A	4
2	E	SAN PASCUAL STEAM MG	Health	14
2	E	SAN PASCUAL STEAM MG	History/Social Science	14
2	E	SAN PASCUAL STEAM MG	Mathematics	14
2	E	SAN PASCUAL STEAM MG	Reading/English Language Arts	14
2	E	SAN PASCUAL STEAM MG	Science	14
2	E	SECONDARY CDS	CC MATH 7A	2
2	E	SECONDARY CDS	CC MATH 8A	5
2	E	SECONDARY CDS	ELD 7A	1
2	E	SECONDARY CDS	ELD 8A	2
2	E	SECONDARY CDS	ENGLISH 7A	2
2	E	SECONDARY CDS	ENGLISH 8A	5
2	E	SECONDARY CDS	H ENGLISH 7A	2
2	E	SECONDARY CDS	H ENGLISH 8A	2
2	E	SECONDARY CDS	H INTEG SCIENCE 7	2
2	E	SECONDARY CDS	H INTEG SCIENCE 8A	2
2	E	SECONDARY CDS	H US HIST G&C A	2
2	E	SECONDARY CDS	H WHG: MED/MOD A	2
2	E	SECONDARY CDS	INTEG SCIENCE 7	2

***Count of Sufficiency means:** Each class (elementary schools) or section (secondary schools) has verified sufficiency per subject matter.

Board District	Region	School Name	Class/Section Name	*Count of Number of classes/sections verifying sufficiency
2	E	SECONDARY CDS	INTEGR SCIENCE 8A	5
2	E	SECONDARY CDS	US HIST G&C A	5
2	E	SECONDARY CDS	WHG: MED/MOD A	2
2	E	SHERIDAN ST EL	Health	26
2	E	SHERIDAN ST EL	History/Social Science	26
2	E	SHERIDAN ST EL	Mathematics	26
2	E	SHERIDAN ST EL	Reading/English Language Arts	26
2	E	SHERIDAN ST EL	Science	26
2	E	SHERIDAN ST EL DTS	Health	6
2	E	SHERIDAN ST EL DTS	History/Social Science	6
2	E	SHERIDAN ST EL DTS	Mathematics	6
2	E	SHERIDAN ST EL DTS	Reading/English Language Arts	6
2	E	SHERIDAN ST EL DTS	Science	6
2	E	SIERRA PARK EL	Health	24
2	E	SIERRA PARK EL	History/Social Science	24
2	E	SIERRA PARK EL	Mathematics	24
2	E	SIERRA PARK EL	Reading/English Language Arts	24
2	E	SIERRA PARK EL	Science	24
2	E	SIERRA VISTA EL	Health	9
2	E	SIERRA VISTA EL	History/Social Science	9
2	E	SIERRA VISTA EL	Mathematics	9
2	E	SIERRA VISTA EL	Reading/English Language Arts	9
2	E	SIERRA VISTA EL	Science	9
2	E	SOLANO AVE EL	Health	10
2	E	SOLANO AVE EL	History/Social Science	10
2	E	SOLANO AVE EL	Mathematics	10
2	E	SOLANO AVE EL	Reading/English Language Arts	10

***Count of Sufficiency means:** Each class (elementary schools) or section (secondary schools) has verified sufficiency per subject matter.

Board District	Region	School Name	Class/Section Name	*Count of Number of classes/sections verifying sufficiency
2	E	SOLANO AVE EL	Science	10
2	E	SOLIS LA	ACADEMIC ELD 3A	1
2	E	SOLIS LA	ACADEMIC ELD 4A	1
2	E	SOLIS LA	ADV ELD SH 2A	1
2	E	SOLIS LA	ADV ELD SH A	1
2	E	SOLIS LA	AM LIT COMP	2
2	E	SOLIS LA	AP CALC A EDGL	1
2	E	SOLIS LA	AP ENG LANG A	1
2	E	SOLIS LA	AP SPAN LNG A	1
2	E	SOLIS LA	CC ALG 1 TUT LAB A	1
2	E	SOLIS LA	CC ALGEBRA 1	2
2	E	SOLIS LA	CC ALGEBRA 2A	2
2	E	SOLIS LA	CC ENG 11A EDGL	1
2	E	SOLIS LA	CC GEOM TUT LAB A	1
2	E	SOLIS LA	CC GEOMETRY A	2
2	E	SOLIS LA	DEV MATH SH A	1
2	E	SOLIS LA	DEV READ HS A	1
2	E	SOLIS LA	ELD 1A	2
2	E	SOLIS LA	ELD 2A	2
2	E	SOLIS LA	ENGLISH 10A	2
2	E	SOLIS LA	ENGLISH 9A	2
2	E	SOLIS LA	EXPOS COMP	2
2	E	SOLIS LA	H BIOLOGY:LIVING EARTH A	2
2	E	SOLIS LA	H CC ALGEBRA 2A	2
2	E	SOLIS LA	H CC GEOMETRY A	2
2	E	SOLIS LA	H CHEMISTRY:EARTH SYS A	2
2	E	SOLIS LA	H ENGLISH 10A	2

***Count of Sufficiency means:** Each class (elementary schools) or section (secondary schools) has verified sufficiency per subject matter.

Board District	Region	School Name	Class/Section Name	*Count of Number of classes/sections verifying sufficiency
2	E	SOLIS LA	H ENGLISH 9A	1
2	E	SOLIS LA	H PHYSICS:THE UNIVERSE A	1
2	E	SOLIS LA	H WHG: MOD WLD A	1
2	E	SOLIS LA	HEALTH SH	2
2	E	SOLIS LA	INTRO TO ETHNIC STUDIES	2
2	E	SOLIS LA	L & L EL SH A	1
2	E	SOLIS LA	PHYSIOLOGY A	1
2	E	SOLIS LA	PRECALC A	1
2	E	SOLIS LA	PRIN AM DEMOCR	1
2	E	SOLIS LA	SPANISH 1A	2
2	E	SOLIS LA	SPANISH 2A	2
2	E	SOLIS LA	US HIST 20TH A	2
2	E	SOLIS LA	WHG: MOD WLD A	2
2	E	SOLIS LA	WRIT SEMINAR A	1
2	E	SOTO ST EL	Health	22
2	E	SOTO ST EL	History/Social Science	22
2	E	SOTO ST EL	Mathematics	22
2	E	SOTO ST EL	Reading/English Language Arts	22
2	E	SOTO ST EL	Science	22
2	E	STEVENSON CCP	B READ MS A	4
2	E	STEVENSON CCP	CC MATH 6A	13
2	E	STEVENSON CCP	CC MATH 7A	12
2	E	STEVENSON CCP	CC MATH 8A	13
2	E	STEVENSON CCP	DEV ELS MS A	2
2	E	STEVENSON CCP	ELD 6A	2
2	E	STEVENSON CCP	ELD 7A	3
2	E	STEVENSON CCP	ELD 8A	2

***Count of Sufficiency means:** Each class (elementary schools) or section (secondary schools) has verified sufficiency per subject matter.

Board District	Region	School Name	Class/Section Name	*Count of Number of classes/sections verifying sufficiency
2	E	STEVENSON CCP	ENG ALT CUR 6A	3
2	E	STEVENSON CCP	ENG ALT CUR 7A	3
2	E	STEVENSON CCP	ENG ALT CUR 8A	3
2	E	STEVENSON CCP	ENGLISH 6A	12
2	E	STEVENSON CCP	ENGLISH 7A	13
2	E	STEVENSON CCP	ENGLISH 8A	15
2	E	STEVENSON CCP	FLIGHT & SPACE	1
2	E	STEVENSON CCP	H ACC CC ALG 1A	2
2	E	STEVENSON CCP	H ENGLISH 6A	1
2	E	STEVENSON CCP	H ENGLISH 6B	1
2	E	STEVENSON CCP	H ENGLISH 7A	2
2	E	STEVENSON CCP	H ENGLISH 8A	2
2	E	STEVENSON CCP	H INTEG SCIENCE 7	2
2	E	STEVENSON CCP	H INTEG SCIENCE 8A	2
2	E	STEVENSON CCP	H INTEGR SCIENCE 6A	2
2	E	STEVENSON CCP	H US HIST G&C A	2
2	E	STEVENSON CCP	H WHG: ANC CIV A	2
2	E	STEVENSON CCP	H WHG: MED/MOD A	2
2	E	STEVENSON CCP	INTEG SCIENCE 7	13
2	E	STEVENSON CCP	INTEGR SCIENCE 6A	11
2	E	STEVENSON CCP	INTEGR SCIENCE 6B	1
2	E	STEVENSON CCP	INTEGR SCIENCE 8A	15
2	E	STEVENSON CCP	INTRO SPANISH	1
2	E	STEVENSON CCP	LIT SUCCESS 1A	1
2	E	STEVENSON CCP	MS INT NEW ELD A	2
2	E	STEVENSON CCP	SCI/HLT AC 6A	3
2	E	STEVENSON CCP	SCI/HLT AC 7	3

***Count of Sufficiency means:** Each class (elementary schools) or section (secondary schools) has verified sufficiency per subject matter.

Board District	Region	School Name	Class/Section Name	*Count of Number of classes/sections verifying sufficiency
2	E	STEVENSON CCP	SPANISH 2A	1
2	E	STEVENSON CCP	SPANISH 3A	1
2	E	STEVENSON CCP	US HIST G&C A	14
2	E	STEVENSON CCP	WHG: ANC CIV A	12
2	E	STEVENSON CCP	WHG: MED/MOD A	13
2	E	SUNRISE EL	Health	27
2	E	SUNRISE EL	History/Social Science	27
2	E	SUNRISE EL	Mathematics	27
2	E	SUNRISE EL	Reading/English Language Arts	27
2	E	SUNRISE EL	Science	27
2	E	SUNRISE EL DTS	Health	6
2	E	SUNRISE EL DTS	History/Social Science	6
2	E	SUNRISE EL DTS	Mathematics	6
2	E	SUNRISE EL DTS	Reading/English Language Arts	6
2	E	SUNRISE EL DTS	Science	6
2	E	TORRES ELA PA MAG	ACADEMIC ELD 3A	1
2	E	TORRES ELA PA MAG	ACADEMIC ELD 4A	1
2	E	TORRES ELA PA MAG	ADV ELD SH 2A	1
2	E	TORRES ELA PA MAG	ADV ELD SH A	1
2	E	TORRES ELA PA MAG	AM IND STU	2
2	E	TORRES ELA PA MAG	AM LIT COMP	3
2	E	TORRES ELA PA MAG	AP CALCULUS A	1
2	E	TORRES ELA PA MAG	AP COMP SC A A	1
2	E	TORRES ELA PA MAG	AP ENG LIT A	1
2	E	TORRES ELA PA MAG	AP GOVT & POL	1
2	E	TORRES ELA PA MAG	AP HUMAN GEO A	1
2	E	TORRES ELA PA MAG	AP SPAN LNG A	1

***Count of Sufficiency means:** Each class (elementary schools) or section (secondary schools) has verified sufficiency per subject matter.

Board District	Region	School Name	Class/Section Name	*Count of Number of classes/sections verifying sufficiency
2	E	TORRES ELA PA MAG	AP US HIST A	2
2	E	TORRES ELA PA MAG	AP WLD HIST A	1
2	E	TORRES ELA PA MAG	BIOLOGY:LIVING EARTH A	5
2	E	TORRES ELA PA MAG	CC ALG 1 TUT LAB A	4
2	E	TORRES ELA PA MAG	CC ALG 2 TUT LAB A	2
2	E	TORRES ELA PA MAG	CC ALGEBRA 1	4
2	E	TORRES ELA PA MAG	CC ALGEBRA 2A	4
2	E	TORRES ELA PA MAG	CC GEOMETRY A	4
2	E	TORRES ELA PA MAG	CHEMISTRY:EARTH SYS A	3
2	E	TORRES ELA PA MAG	CONS MATH A	1
2	E	TORRES ELA PA MAG	CREAT WRIT	1
2	E	TORRES ELA PA MAG	DEV READ HS A	4
2	E	TORRES ELA PA MAG	ELD 1A	2
2	E	TORRES ELA PA MAG	ELD 2A	2
2	E	TORRES ELA PA MAG	ENGLISH 10A	3
2	E	TORRES ELA PA MAG	ENGLISH 9A	3
2	E	TORRES ELA PA MAG	H AM LIT COMP	3
2	E	TORRES ELA PA MAG	H ENGLISH 10A	1
2	E	TORRES ELA PA MAG	H ENGLISH 9A	1
2	E	TORRES ELA PA MAG	H PRECALC A	3
2	E	TORRES ELA PA MAG	INTERACTIONS A	1
2	E	TORRES ELA PA MAG	INTRO TO ETHNIC STUDIES	1
2	E	TORRES ELA PA MAG	MARINE BIO A	2
2	E	TORRES ELA PA MAG	MODERN LIT	3
2	E	TORRES ELA PA MAG	PHYSICS:THE UNIVERSE A	3
2	E	TORRES ELA PA MAG	PRIN AM DEMOCR	3
2	E	TORRES ELA PA MAG	SCREEN PLAY WR	1

***Count of Sufficiency means:** Each class (elementary schools) or section (secondary schools) has verified sufficiency per subject matter.

Board District	Region	School Name	Class/Section Name	*Count of Number of classes/sections verifying sufficiency
2	E	TORRES ELA PA MAG	SPAN SP 1A	2
2	E	TORRES ELA PA MAG	SPAN SP 2A	1
2	E	TORRES ELA PA MAG	SPANISH 1A	1
2	E	TORRES ELA PA MAG	SPANISH 2A	1
2	E	TORRES ELA PA MAG	US HIST 20TH A	2
2	E	TORRES ELA PA MAG	WHG: MOD WLD A	3
2	E	TORRES ELA PA MAG	WRIT SEMINAR A	2
2	E	TORRES ENG & TECH	AP CALCULUS A	1
2	E	TORRES ENG & TECH	AP ENG LANG A	1
2	E	TORRES ENG & TECH	AP ENG LIT A	1
2	E	TORRES ENG & TECH	AP SPAN LNG A	1
2	E	TORRES ENG & TECH	AP ST ART DR A	1
2	E	TORRES ENG & TECH	AP US HIST A	1
2	E	TORRES ENG & TECH	AP WLD HIST A	1
2	E	TORRES ENG & TECH	BIOLOGY:LIVING EARTH A	3
2	E	TORRES ENG & TECH	CC ALG 1 TUT LAB A	2
2	E	TORRES ENG & TECH	CC ALGEBRA 1	2
2	E	TORRES ENG & TECH	CC ALGEBRA 2A	3
2	E	TORRES ENG & TECH	CC GEOMETRY A	3
2	E	TORRES ENG & TECH	CHEMISTRY:EARTH SYS A	2
2	E	TORRES ENG & TECH	DEV MATH SH A	2
2	E	TORRES ENG & TECH	DEV READ HS A	2
2	E	TORRES ENG & TECH	ELD 1A	2
2	E	TORRES ENG & TECH	ELD 2A	2
2	E	TORRES ENG & TECH	ENGINEERING DEV A	2
2	E	TORRES ENG & TECH	ENGLISH 10A	3
2	E	TORRES ENG & TECH	ENGLISH 9A	1

***Count of Sufficiency means:** Each class (elementary schools) or section (secondary schools) has verified sufficiency per subject matter.

Board District	Region	School Name	Class/Section Name	*Count of Number of classes/sections verifying sufficiency
2	E	TORRES ENG & TECH	ERWC A	2
2	E	TORRES ENG & TECH	H BIOLOGY:LIVING EARTH A	1
2	E	TORRES ENG & TECH	H CC ALGEBRA 1	1
2	E	TORRES ENG & TECH	H CC ALGEBRA 2A	1
2	E	TORRES ENG & TECH	H CC GEOMETRY A	2
2	E	TORRES ENG & TECH	H CHEMISTRY:EARTH SYS A	1
2	E	TORRES ENG & TECH	H ENGLISH 10A	1
2	E	TORRES ENG & TECH	H PHYSICS:THE UNIVERSE A	2
2	E	TORRES ENG & TECH	H PHYSIOLOGY A	2
2	E	TORRES ENG & TECH	H PRIN AM DEMOCR	1
2	E	TORRES ENG & TECH	INTRO TO ETHNIC STUDIES	2
2	E	TORRES ENG & TECH	JOURNALISM 1A	1
2	E	TORRES ENG & TECH	MATERIAL SCI ENGIN A	2
2	E	TORRES ENG & TECH	MESA INTRO ENGIN A	1
2	E	TORRES ENG & TECH	MOV BD AWARE A	2
2	E	TORRES ENG & TECH	PHYSICS:THE UNIVERSE A	2
2	E	TORRES ENG & TECH	PRECALC A	1
2	E	TORRES ENG & TECH	PRIN AM DEMOCR	2
2	E	TORRES ENG & TECH	SPAN SP 1A	2
2	E	TORRES ENG & TECH	SPANISH 1A	2
2	E	TORRES ENG & TECH	SPANISH 2A	1
2	E	TORRES ENG & TECH	TC MATH STAT A	1
2	E	TORRES ENG & TECH	US HIST 20TH A	2
2	E	TORRES ENG & TECH	WHG: MOD WLD A	3
2	E	TORRES HS SJLA MAG	ADV COMP	1
2	E	TORRES HS SJLA MAG	AM LIT COMP	1
2	E	TORRES HS SJLA MAG	AP CALCULUS A	2

***Count of Sufficiency means:** Each class (elementary schools) or section (secondary schools) has verified sufficiency per subject matter.

Board District	Region	School Name	Class/Section Name	*Count of Number of classes/sections verifying sufficiency
2	E	TORRES HS SJLA MAG	AP ENG LANG A	1
2	E	TORRES HS SJLA MAG	AP ENG LIT A	1
2	E	TORRES HS SJLA MAG	AP PRE-CALC A	1
2	E	TORRES HS SJLA MAG	AP US HIST A	1
2	E	TORRES HS SJLA MAG	BIO:LIVING EARTH A EDGL	1
2	E	TORRES HS SJLA MAG	CC ALG 1 TUT LAB A	1
2	E	TORRES HS SJLA MAG	CC ALG 2A EDGL	1
2	E	TORRES HS SJLA MAG	CC ALGEBRA 1	1
2	E	TORRES HS SJLA MAG	CC ALGEBRA 2A	2
2	E	TORRES HS SJLA MAG	CC ENG 10A EDGL	2
2	E	TORRES HS SJLA MAG	CC ENG 10B EDGL	1
2	E	TORRES HS SJLA MAG	CC ENG 11B EDGL	1
2	E	TORRES HS SJLA MAG	CC ENG 9A EDGL	1
2	E	TORRES HS SJLA MAG	CC GEOMETRY A	1
2	E	TORRES HS SJLA MAG	CC YL ALGEBRA 1 EDGL	1
2	E	TORRES HS SJLA MAG	CHEMISTRY:EARTH SYS A	1
2	E	TORRES HS SJLA MAG	CREAT WRIT	1
2	E	TORRES HS SJLA MAG	DEV MATH SH A	2
2	E	TORRES HS SJLA MAG	DEV READ HS A	1
2	E	TORRES HS SJLA MAG	ELD 1A	2
2	E	TORRES HS SJLA MAG	ELD 2A	2
2	E	TORRES HS SJLA MAG	FORENSIC SC SH	1
2	E	TORRES HS SJLA MAG	H BIOLOGY:LIVING EARTH A	1
2	E	TORRES HS SJLA MAG	H CC ALGEBRA 2A	1
2	E	TORRES HS SJLA MAG	H CC GEOMETRY A	1
2	E	TORRES HS SJLA MAG	H CHEMISTRY:EARTH SYS A	1
2	E	TORRES HS SJLA MAG	H ENGLISH 10A	1

***Count of Sufficiency means:** Each class (elementary schools) or section (secondary schools) has verified sufficiency per subject matter.

Board District	Region	School Name	Class/Section Name	*Count of Number of classes/sections verifying sufficiency
2	E	TORRES HS SJLA MAG	H ENGLISH 9A	1
2	E	TORRES HS SJLA MAG	H US HIST 20TH A	1
2	E	TORRES HS SJLA MAG	H WHG: MOD WLD A	1
2	E	TORRES HS SJLA MAG	INTRO SOCIO	2
2	E	TORRES HS SJLA MAG	INTRO TO ETHNIC STUDIES	1
2	E	TORRES HS SJLA MAG	JOURNALISM 1A	1
2	E	TORRES HS SJLA MAG	L & L EL SH 2A	1
2	E	TORRES HS SJLA MAG	LANG SKLS SH A	1
2	E	TORRES HS SJLA MAG	MEX AM STU	1
2	E	TORRES HS SJLA MAG	PRE-AP ALGEBRA 1 A	1
2	E	TORRES HS SJLA MAG	PRE-AP BIOLOGY A	1
2	E	TORRES HS SJLA MAG	PRE-AP ENGLISH 1 A	1
2	E	TORRES HS SJLA MAG	PRE-AP ENGLISH 2 A	1
2	E	TORRES HS SJLA MAG	PRE-AP WRLD HIS W GEO A	1
2	E	TORRES HS SJLA MAG	PRIN AM DEM EDGL	1
2	E	TORRES HS SJLA MAG	PRIN AM DEMOCR	1
2	E	TORRES HS SJLA MAG	SPANISH 1A EDGL	1
2	E	TORRES HS SJLA MAG	SPANISH 2A EDGL	3
2	E	TORRES HS SJLA MAG	SPANISH 2B EDGL	2
2	E	TORRES HS SJLA MAG	STAT & PROB A	1
2	E	TORRES HS SJLA MAG	US HIST A EDGL	1
2	E	TORRES HS SJLA MAG	US HIST B EDGL	3
2	E	TORRES HS SJLA MAG	WHG: MOD WLD A	1
2	E	TORRES HS SJLA MAG	WLD HIST A EDGL	1
2	E	TORRES HUM/ART/TECH	ACADEMIC ELD 3A	1
2	E	TORRES HUM/ART/TECH	ADV ELD SH 2A	4
2	E	TORRES HUM/ART/TECH	ADV ELD SH A	3

***Count of Sufficiency means:** Each class (elementary schools) or section (secondary schools) has verified sufficiency per subject matter.

Board District	Region	School Name	Class/Section Name	*Count of Number of classes/sections verifying sufficiency
2	E	TORRES HUM/ART/TECH	AM LIT COMP	3
2	E	TORRES HUM/ART/TECH	AP ENG LIT A	1
2	E	TORRES HUM/ART/TECH	AP SPAN LNG A	1
2	E	TORRES HUM/ART/TECH	AP STATISTICS A	1
2	E	TORRES HUM/ART/TECH	ASTRONOMY A	1
2	E	TORRES HUM/ART/TECH	BIOLOGY:LIVING EARTH A	4
2	E	TORRES HUM/ART/TECH	CC ALGEBRA 1	5
2	E	TORRES HUM/ART/TECH	CC ALGEBRA 2A	4
2	E	TORRES HUM/ART/TECH	CC GEOMETRY A	5
2	E	TORRES HUM/ART/TECH	ELD 1A	1
2	E	TORRES HUM/ART/TECH	ELD 1B	1
2	E	TORRES HUM/ART/TECH	ELD 2B	1
2	E	TORRES HUM/ART/TECH	ENGLISH 10A	4
2	E	TORRES HUM/ART/TECH	ENGLISH 9A	5
2	E	TORRES HUM/ART/TECH	ERWC A	3
2	E	TORRES HUM/ART/TECH	FINANCIAL ALGEBRA 2A	1
2	E	TORRES HUM/ART/TECH	H PRECALC A	1
2	E	TORRES HUM/ART/TECH	INTRO TO ETHNIC STUDIES	1
2	E	TORRES HUM/ART/TECH	L & L EL SH 2A	3
2	E	TORRES HUM/ART/TECH	L & L EL SH A	3
2	E	TORRES HUM/ART/TECH	LANG SKLS SH A	4
2	E	TORRES HUM/ART/TECH	PHYSICS:THE UNIVERSE A	4
2	E	TORRES HUM/ART/TECH	PHYSIOLOGY A	1
2	E	TORRES HUM/ART/TECH	PRIN AM DEMOCR	2
2	E	TORRES HUM/ART/TECH	SPAN SP 1A	3
2	E	TORRES HUM/ART/TECH	SPAN SP 2A	2
2	E	TORRES HUM/ART/TECH	SPANISH 1A	2

***Count of Sufficiency means:** Each class (elementary schools) or section (secondary schools) has verified sufficiency per subject matter.

Board District	Region	School Name	Class/Section Name	*Count of Number of classes/sections verifying sufficiency
2	E	TORRES HUM/ART/TECH	SPANISH 2A	2
2	E	TORRES HUM/ART/TECH	US HIST 20TH A	3
2	E	TORRES HUM/ART/TECH	WHG: MOD WLD A	4
2	E	TORRES RENAISSANCE	ACADEMIC ELD 3A	1
2	E	TORRES RENAISSANCE	ADV ELD SH 2A	1
2	E	TORRES RENAISSANCE	ADV ELD SH A	1
2	E	TORRES RENAISSANCE	AM LIT COMP	2
2	E	TORRES RENAISSANCE	AP CALCULUS A	1
2	E	TORRES RENAISSANCE	AP ENG LANG A	1
2	E	TORRES RENAISSANCE	AP ENG LIT A	1
2	E	TORRES RENAISSANCE	AP SPAN LIT A	1
2	E	TORRES RENAISSANCE	AP SPAN LNG A	2
2	E	TORRES RENAISSANCE	AP ST ART 2D A	1
2	E	TORRES RENAISSANCE	AP US HIST A	1
2	E	TORRES RENAISSANCE	AP WLD HIST A	1
2	E	TORRES RENAISSANCE	BIOLOGY:LIVING EARTH A	3
2	E	TORRES RENAISSANCE	CC ALG 2A EDGL	1
2	E	TORRES RENAISSANCE	CC ALGEBRA 1	4
2	E	TORRES RENAISSANCE	CC ALGEBRA 2A	4
2	E	TORRES RENAISSANCE	CC ENG 10A EDGL	1
2	E	TORRES RENAISSANCE	CC ENG 10B EDGL	1
2	E	TORRES RENAISSANCE	CC ENG 9A EDGL	1
2	E	TORRES RENAISSANCE	CC ENG 9B EDGL	1
2	E	TORRES RENAISSANCE	CC GEOM B EDGL	1
2	E	TORRES RENAISSANCE	CC GEOMETRY A	4
2	E	TORRES RENAISSANCE	CHEMISTRY:EARTH SYS A	3
2	E	TORRES RENAISSANCE	DEV ELS SH A	2

***Count of Sufficiency means:** Each class (elementary schools) or section (secondary schools) has verified sufficiency per subject matter.

Board District	Region	School Name	Class/Section Name	*Count of Number of classes/sections verifying sufficiency
2	E	TORRES RENAISSANCE	DEV MATH SH A	3
2	E	TORRES RENAISSANCE	DEV READ HS A	3
2	E	TORRES RENAISSANCE	ELD 1A	2
2	E	TORRES RENAISSANCE	ELD 2A	2
2	E	TORRES RENAISSANCE	ENGLISH 10A	3
2	E	TORRES RENAISSANCE	ENV STU A	1
2	E	TORRES RENAISSANCE	ERWC A	2
2	E	TORRES RENAISSANCE	H BIOLOGY:LIVING EARTH A	1
2	E	TORRES RENAISSANCE	H CHEMISTRY:EARTH SYS A	1
2	E	TORRES RENAISSANCE	H ENGLISH 10A	1
2	E	TORRES RENAISSANCE	INTRO TO ETHNIC STUDIES	4
2	E	TORRES RENAISSANCE	JOURNALISM 1A	1
2	E	TORRES RENAISSANCE	JOURNALISM 2A	1
2	E	TORRES RENAISSANCE	MEX AM LIT	1
2	E	TORRES RENAISSANCE	PHYSICS:THE UNIVERSE A	4
2	E	TORRES RENAISSANCE	PHYSIOLOGY A	1
2	E	TORRES RENAISSANCE	PRE-AP ENGLISH 1 A	4
2	E	TORRES RENAISSANCE	PRECALC A	1
2	E	TORRES RENAISSANCE	PRIN AM DEMOCR	3
2	E	TORRES RENAISSANCE	SPAN SP 1A	2
2	E	TORRES RENAISSANCE	SPAN SP 2A	1
2	E	TORRES RENAISSANCE	SPANISH 1A	2
2	E	TORRES RENAISSANCE	SPANISH 2A	3
2	E	TORRES RENAISSANCE	TC MATH STAT A	1
2	E	TORRES RENAISSANCE	US HIST 20TH A	3
2	E	TORRES RENAISSANCE	WHG: MOD WLD A	4
2	E	TORRES RENAISSANCE	WHG: MOD WLD B	1

***Count of Sufficiency means:** Each class (elementary schools) or section (secondary schools) has verified sufficiency per subject matter.

Board District	Region	School Name	Class/Section Name	*Count of Number of classes/sections verifying sufficiency
2	E	TORRES RENAISSANCE	WLD HIST A EDGL	1
2	E	TORRES RENAISSANCE	WLD HIST B EDGL	1
2	E	UNION AVE EL	Health	44
2	E	UNION AVE EL	History/Social Science	44
2	E	UNION AVE EL	Mathematics	44
2	E	UNION AVE EL	Reading/English Language Arts	44
2	E	UNION AVE EL	Science	44
2	E	UTAH ST EL	CC MATH 6A	3
2	E	UTAH ST EL	CC MATH 7A	4
2	E	UTAH ST EL	CC MATH 8A	3
2	E	UTAH ST EL	DEV READ MS A	1
2	E	UTAH ST EL	ELD 6A	2
2	E	UTAH ST EL	ELD 7A	2
2	E	UTAH ST EL	ELD 8A	1
2	E	UTAH ST EL	ENGLISH 6A	3
2	E	UTAH ST EL	ENGLISH 7A	4
2	E	UTAH ST EL	ENGLISH 8A	3
2	E	UTAH ST EL	Health	23
2	E	UTAH ST EL	HEALTH JH	4
2	E	UTAH ST EL	History/Social Science	23
2	E	UTAH ST EL	INTEGR SCIENCE 6A	3
2	E	UTAH ST EL	INTEGR SCIENCE 8A	3
2	E	UTAH ST EL	Mathematics	23
2	E	UTAH ST EL	MS INT NEW ELD A	1
2	E	UTAH ST EL	Reading/English Language Arts	23
2	E	UTAH ST EL	Science	23
2	E	UTAH ST EL	US HIST G&C A	3

***Count of Sufficiency means:** Each class (elementary schools) or section (secondary schools) has verified sufficiency per subject matter.

Board District	Region	School Name	Class/Section Name	*Count of Number of classes/sections verifying sufficiency
2	E	UTAH ST EL	WHG: ANC CIV A	3
2	E	UTAH ST EL	WHG: MED/MOD A	4
2	E	VA STEAM	AM LIT COMP	13
2	E	VA STEAM	AM SIGN LNG 1A	7
2	E	VA STEAM	AP BIO A	3
2	E	VA STEAM	AP ENG LANG A	1
2	E	VA STEAM	AP ENG LIT A	1
2	E	VA STEAM	AP ENV SCI A	1
2	E	VA STEAM	AP GOVT & POL	2
2	E	VA STEAM	AP HUMAN GEO A	1
2	E	VA STEAM	AP PSYCHOLOG A	2
2	E	VA STEAM	AP STATISTICS A	1
2	E	VA STEAM	AP US HIST A	1
2	E	VA STEAM	BIOLOGY:LIVING EARTH A	13
2	E	VA STEAM	CC ALGEBRA 1	4
2	E	VA STEAM	CC ALGEBRA 2A	14
2	E	VA STEAM	CC GEOMETRY A	7
2	E	VA STEAM	CC MATH 6A	4
2	E	VA STEAM	CC MATH 7A	4
2	E	VA STEAM	CC MATH 8A	4
2	E	VA STEAM	CHEMISTRY:EARTH SYS A	15
2	E	VA STEAM	CONS MATH A	2
2	E	VA STEAM	ECONOMICS	1
2	E	VA STEAM	ELD 10A	2
2	E	VA STEAM	ELD 11A	3
2	E	VA STEAM	ELD 12A	4
2	E	VA STEAM	ELD 6A	2

***Count of Sufficiency means:** Each class (elementary schools) or section (secondary schools) has verified sufficiency per subject matter.

Board District	Region	School Name	Class/Section Name	*Count of Number of classes/sections verifying sufficiency
2	E	VA STEAM	ELD 7A	2
2	E	VA STEAM	ELD 8A	3
2	E	VA STEAM	ELD 9A	2
2	E	VA STEAM	ENG ALT CUR 6A	1
2	E	VA STEAM	ENG ALT CUR 7A	1
2	E	VA STEAM	ENG ALT CUR 8A	1
2	E	VA STEAM	ENGLISH 10A	9
2	E	VA STEAM	ENGLISH 6A	4
2	E	VA STEAM	ENGLISH 7A	4
2	E	VA STEAM	ENGLISH 8A	4
2	E	VA STEAM	ENGLISH 9A	6
2	E	VA STEAM	ERWC A	10
2	E	VA STEAM	FORENSIC SCI A FP	5
2	E	VA STEAM	FRENCH 1A	6
2	E	VA STEAM	FRENCH 2A	4
2	E	VA STEAM	H ACC CC MATH 7A	1
2	E	VA STEAM	H AM LIT COMP	1
2	E	VA STEAM	H CC GEOMETRY A	1
2	E	VA STEAM	H CHEMISTRY:EARTH SYS A	1
2	E	VA STEAM	H ENGLISH 10A	1
2	E	VA STEAM	H ENGLISH 6A	1
2	E	VA STEAM	H ENGLISH 7A	1
2	E	VA STEAM	H ENGLISH 8A	1
2	E	VA STEAM	H ENGLISH 9A	1
2	E	VA STEAM	H INTEG SCIENCE 7	1
2	E	VA STEAM	H INTEG SCIENCE 8A	1
2	E	VA STEAM	H INTEGR SCIENCE 6A	1

***Count of Sufficiency means:** Each class (elementary schools) or section (secondary schools) has verified sufficiency per subject matter.

Board District	Region	School Name	Class/Section Name	*Count of Number of classes/sections verifying sufficiency
2	E	VA STEAM	H PHYSICS:THE UNIVERSE A	1
2	E	VA STEAM	H PHYSIOLOGY A	2
2	E	VA STEAM	H PRIN AM DEMOCR	1
2	E	VA STEAM	H US HIST 20TH A	1
2	E	VA STEAM	H US HIST G&C A	1
2	E	VA STEAM	H WHG: MOD WLD A	1
2	E	VA STEAM	Health	25
2	E	VA STEAM	HEALTH SH	11
2	E	VA STEAM	History/Social Science	25
2	E	VA STEAM	INTEG SCIENCE 7	4
2	E	VA STEAM	INTEGR SCIENCE 6A	4
2	E	VA STEAM	INTEGR SCIENCE 8A	4
2	E	VA STEAM	INTRO PSYCH	6
2	E	VA STEAM	INTRO SPANISH	1
2	E	VA STEAM	MAND 1A	2
2	E	VA STEAM	MARINE SCI A	6
2	E	VA STEAM	Mathematics	25
2	E	VA STEAM	PHYSICS:THE UNIVERSE A	8
2	E	VA STEAM	PHYSICS:THE UNIVERSE B	1
2	E	VA STEAM	PHYSIOLOGY A	4
2	E	VA STEAM	PRECALC A	5
2	E	VA STEAM	PRIN AM DEMOCR	11
2	E	VA STEAM	Reading/English Language Arts	25
2	E	VA STEAM	SCI/HLT AC 6A	1
2	E	VA STEAM	SCI/HLT AC 7	1
2	E	VA STEAM	Science	25
2	E	VA STEAM	SPANISH 1A	11

***Count of Sufficiency means:** Each class (elementary schools) or section (secondary schools) has verified sufficiency per subject matter.

Board District	Region	School Name	Class/Section Name	*Count of Number of classes/sections verifying sufficiency
2	E	VA STEAM	SPANISH 2A	13
2	E	VA STEAM	SPANISH 2B	1
2	E	VA STEAM	SPANISH 3A	5
2	E	VA STEAM	SPANISH 4A	1
2	E	VA STEAM	STAT & PROB A	1
2	E	VA STEAM	US HIST 20TH A	10
2	E	VA STEAM	US HIST 20TH B	1
2	E	VA STEAM	US HIST G&C A	4
2	E	VA STEAM	WHG: ANC CIV A	4
2	E	VA STEAM	WHG: MED/MOD A	4
2	E	VA STEAM	WHG: MOD WLD A	10
2	E	VA STEAM	WHG: MOD WLD B	2
2	E	VIRGIL MS	ACAD LIT MS 6A	8
2	E	VIRGIL MS	ACAD LIT MS 7A	10
2	E	VIRGIL MS	ACAD LIT MS 8A	11
2	E	VIRGIL MS	ADV ELD MS 1A	9
2	E	VIRGIL MS	B READ MS A	2
2	E	VIRGIL MS	CC MATH 6 TUT LAB A	13
2	E	VIRGIL MS	CC MATH 6A	11
2	E	VIRGIL MS	CC MATH 7 TUT LAB A	12
2	E	VIRGIL MS	CC MATH 7A	8
2	E	VIRGIL MS	CC MATH 8 TUT LAB A	10
2	E	VIRGIL MS	CC MATH 8A	6
2	E	VIRGIL MS	CREAT EXP MS A	5
2	E	VIRGIL MS	DEV ELS MS A	6
2	E	VIRGIL MS	DEV MATH MS A	3
2	E	VIRGIL MS	DEV READ MS A	8

***Count of Sufficiency means:** Each class (elementary schools) or section (secondary schools) has verified sufficiency per subject matter.

Board District	Region	School Name	Class/Section Name	*Count of Number of classes/sections verifying sufficiency
2	E	VIRGIL MS	ELD 1A	2
2	E	VIRGIL MS	ELD 2A	4
2	E	VIRGIL MS	ELD MS 3A	3
2	E	VIRGIL MS	ELD MS 4A	3
2	E	VIRGIL MS	ENG ALT CUR 6A	3
2	E	VIRGIL MS	ENG ALT CUR 7A	2
2	E	VIRGIL MS	ENG ALT CUR 8A	3
2	E	VIRGIL MS	ENGLISH 6A	13
2	E	VIRGIL MS	ENGLISH 7A	10
2	E	VIRGIL MS	ENGLISH 8A	12
2	E	VIRGIL MS	ETHN STUDIES-IDTY&CMTY	3
2	E	VIRGIL MS	FLIGHT & SPACE	3
2	E	VIRGIL MS	FORENSIC SC MS	5
2	E	VIRGIL MS	H ACC CC ALG 1A	3
2	E	VIRGIL MS	H ACC CC MATH 7A	2
2	E	VIRGIL MS	H CC GEOMETRY A	1
2	E	VIRGIL MS	H ENGLISH 6A	3
2	E	VIRGIL MS	H ENGLISH 7A	4
2	E	VIRGIL MS	H ENGLISH 8A	4
2	E	VIRGIL MS	H HGH ACC CC MATH 6/7A	2
2	E	VIRGIL MS	H HGH ACC CC MATH 8/ALG1A	2
2	E	VIRGIL MS	H INTEG SCIENCE 7	4
2	E	VIRGIL MS	H INTEG SCIENCE 8A	4
2	E	VIRGIL MS	H INTEGR SCIENCE 6A	3
2	E	VIRGIL MS	H US HIST G&C A	4
2	E	VIRGIL MS	H WHG: ANC CIV A	3
2	E	VIRGIL MS	H WHG: MED/MOD A	4

***Count of Sufficiency means:** Each class (elementary schools) or section (secondary schools) has verified sufficiency per subject matter.

Board District	Region	School Name	Class/Section Name	*Count of Number of classes/sections verifying sufficiency
2	E	VIRGIL MS	INTEG SCIENCE 7	8
2	E	VIRGIL MS	INTEGR SCIENCE 6A	10
2	E	VIRGIL MS	INTEGR SCIENCE 8A	9
2	E	VIRGIL MS	SCI/HLT AC 6A	3
2	E	VIRGIL MS	SCI/HLT AC 7	2
2	E	VIRGIL MS	US HIST G&C A	9
2	E	VIRGIL MS	WHG: ANC CIV A	10
2	E	VIRGIL MS	WHG: MED/MOD A	8
2	E	WHITE EL	Health	8
2	E	WHITE EL	History/Social Science	8
2	E	WHITE EL	Mathematics	8
2	E	WHITE EL	Reading/English Language Arts	8
2	E	WHITE EL	Science	8
2	E	WHITE EL VIS ART MAG	Health	6
2	E	WHITE EL VIS ART MAG	History/Social Science	6
2	E	WHITE EL VIS ART MAG	Mathematics	6
2	E	WHITE EL VIS ART MAG	Reading/English Language Arts	6
2	E	WHITE EL VIS ART MAG	Science	6
2	E	WILSON SH	AP BIO A	3
2	E	WILSON SH	AP CALCULUS A	3
2	E	WILSON SH	AP CHEMISTRY A	1
2	E	WILSON SH	AP ENG LANG A	3
2	E	WILSON SH	AP ENG LIT A	3
2	E	WILSON SH	AP ENV SCI A	1
2	E	WILSON SH	AP GOVT & POL	3
2	E	WILSON SH	AP PSYCHOLOG A	3
2	E	WILSON SH	AP SPAN LIT A	1

***Count of Sufficiency means:** Each class (elementary schools) or section (secondary schools) has verified sufficiency per subject matter.

Board District	Region	School Name	Class/Section Name	*Count of Number of classes/sections verifying sufficiency
2	E	WILSON SH	AP SPAN LNG A	3
2	E	WILSON SH	AP ST ART DR A	1
2	E	WILSON SH	AP US HIST A	2
2	E	WILSON SH	BIOCHEMISTRY OF FOODS A	3
2	E	WILSON SH	BIOLOGY:LIVING EARTH A	9
2	E	WILSON SH	CC ALG 2 TUT LAB A	4
2	E	WILSON SH	CC ALGEBRA 1	10
2	E	WILSON SH	CC ALGEBRA 2A	8
2	E	WILSON SH	CC GEOMETRY A	13
2	E	WILSON SH	CHEMISTRY:EARTH SYS A	6
2	E	WILSON SH	DEV ELS SH A	1
2	E	WILSON SH	DEV MATH SH A	2
2	E	WILSON SH	DEV READ HS A	2
2	E	WILSON SH	ELD 10A	2
2	E	WILSON SH	ELD 11A	1
2	E	WILSON SH	ELD 12A	2
2	E	WILSON SH	ELD 9A	2
2	E	WILSON SH	ENGLISH 10A	10
2	E	WILSON SH	ENGLISH 9A	10
2	E	WILSON SH	ERWC A	10
2	E	WILSON SH	GEOG A	2
2	E	WILSON SH	H AUTH COMP A	1
2	E	WILSON SH	H BIOLOGY:LIVING EARTH A	5
2	E	WILSON SH	H CC ALGEBRA 1	6
2	E	WILSON SH	H CC ALGEBRA 2A	5
2	E	WILSON SH	H CC GEOMETRY A	5
2	E	WILSON SH	H CHEMISTRY:EARTH SYS A	6

***Count of Sufficiency means:** Each class (elementary schools) or section (secondary schools) has verified sufficiency per subject matter.

Board District	Region	School Name	Class/Section Name	*Count of Number of classes/sections verifying sufficiency
2	E	WILSON SH	H ENGLISH 10A	2
2	E	WILSON SH	H ENGLISH 9A	6
2	E	WILSON SH	H HUMANITIES A	1
2	E	WILSON SH	H INTRO FORENSIC SCI A	3
2	E	WILSON SH	H MAND 5A	1
2	E	WILSON SH	H PRIN AM DEMOCR	1
2	E	WILSON SH	H US HIST 20TH A	1
2	E	WILSON SH	HEALTH SH	11
2	E	WILSON SH	HS INT NEW ELD A	2
2	E	WILSON SH	HUMANITIES A	11
2	E	WILSON SH	IB ENG HL 1A	1
2	E	WILSON SH	IB ENGLISH HL 2A	1
2	E	WILSON SH	IB ENVIRO SYS&SOC SL A	1
2	E	WILSON SH	IB HISTORY HL 1A	1
2	E	WILSON SH	IB HS AMR HL 2A	1
2	E	WILSON SH	IB MAND SL A	1
2	E	WILSON SH	IB MATH APPL & INTRP SL A	1
2	E	WILSON SH	IB PSYCH HL 2A	1
2	E	WILSON SH	IB SPAN HL 1A	1
2	E	WILSON SH	IB SPAN HL 2A	1
2	E	WILSON SH	IB VIS ART HL 1A	1
2	E	WILSON SH	IB VIS ART HL 2A	1
2	E	WILSON SH	INTERACTIONS A	12
2	E	WILSON SH	INTRO PSYCH	2
2	E	WILSON SH	INTRO SOCIO	3
2	E	WILSON SH	INTRO TO ETHNIC STUDIES	7
2	E	WILSON SH	JOURNALISM 1A	1

***Count of Sufficiency means:** Each class (elementary schools) or section (secondary schools) has verified sufficiency per subject matter.

Board District	Region	School Name	Class/Section Name	*Count of Number of classes/sections verifying sufficiency
2	E	WILSON SH	JOURNALISM 2A	1
2	E	WILSON SH	LANG SKLS SH A	3
2	E	WILSON SH	MAND 1A	3
2	E	WILSON SH	MAND 2A	1
2	E	WILSON SH	MAND 3A	1
2	E	WILSON SH	MAND 4A	1
2	E	WILSON SH	MEX AM STU	3
2	E	WILSON SH	PHILOSOPHY A	2
2	E	WILSON SH	PHYSICS:THE UNIVERSE A	2
2	E	WILSON SH	PHYSIOLOGY A	4
2	E	WILSON SH	PRE-AP ENGLISH 1 A	3
2	E	WILSON SH	PRE-AP ENGLISH 2 A	7
2	E	WILSON SH	PRE-AP WRLD HIS W GEO A	7
2	E	WILSON SH	PRECALC A	5
2	E	WILSON SH	PRIN AM DEMOCR	10
2	E	WILSON SH	SPAN SP 1A	2
2	E	WILSON SH	SPAN SP 2A	3
2	E	WILSON SH	SPANISH 1A	6
2	E	WILSON SH	SPANISH 2A	13
2	E	WILSON SH	SPANISH 3A	6
2	E	WILSON SH	SPEECH A	4
2	E	WILSON SH	STAT & PROB A	3
2	E	WILSON SH	TC MATH STAT A	4
2	E	WILSON SH	US HIST 20TH A	13
2	E	WILSON SH	WHG: MOD WLD A	9
2	E	WILSON SH	WORLD LIT	2
2	E	WILSON SH	WRIT SEMINAR A	6

***Count of Sufficiency means:** Each class (elementary schools) or section (secondary schools) has verified sufficiency per subject matter.

Board District	Region	School Name	Class/Section Name	*Count of Number of classes/sections verifying sufficiency
2	E	YORKDALE EL	Health	13
2	E	YORKDALE EL	History/Social Science	13
2	E	YORKDALE EL	Mathematics	13
2	E	YORKDALE EL	Reading/English Language Arts	13
2	E	YORKDALE EL	Science	13
2	W	ARAGON AVE EL	Health	13
2	W	ARAGON AVE EL	History/Social Science	13
2	W	ARAGON AVE EL	Mathematics	13
2	W	ARAGON AVE EL	Reading/English Language Arts	13
2	W	ARAGON AVE EL	Science	13
2	W	DAYTON HEIGHTS EL	Health	14
2	W	DAYTON HEIGHTS EL	History/Social Science	14
2	W	DAYTON HEIGHTS EL	Mathematics	14
2	W	DAYTON HEIGHTS EL	Reading/English Language Arts	14
2	W	DAYTON HEIGHTS EL	Science	14
2	W	DAYTON HEIGHTS UES MG	Health	6
2	W	DAYTON HEIGHTS UES MG	History/Social Science	6
2	W	DAYTON HEIGHTS UES MG	Mathematics	6
2	W	DAYTON HEIGHTS UES MG	Reading/English Language Arts	6
2	W	DAYTON HEIGHTS UES MG	Science	6
2	W	FRANKLIN AVE EL	Health	19
2	W	FRANKLIN AVE EL	History/Social Science	19
2	W	FRANKLIN AVE EL	Mathematics	19
2	W	FRANKLIN AVE EL	Reading/English Language Arts	19
2	W	FRANKLIN AVE EL	Science	19
2	W	KING MS MAG FLM/MDIA	ACAD LIT MS 6A	4
2	W	KING MS MAG FLM/MDIA	ACAD LIT MS 8A	4

***Count of Sufficiency means:** Each class (elementary schools) or section (secondary schools) has verified sufficiency per subject matter.

Board District	Region	School Name	Class/Section Name	*Count of Number of classes/sections verifying sufficiency
2	W	KING MS MAG FLM/MDIA	ADV ELD MS 1A	4
2	W	KING MS MAG FLM/MDIA	ADV ELD MS 2A	4
2	W	KING MS MAG FLM/MDIA	B READ MS A	4
2	W	KING MS MAG FLM/MDIA	CC GEOMETRY A	1
2	W	KING MS MAG FLM/MDIA	CC MATH 6 TUT LAB A	4
2	W	KING MS MAG FLM/MDIA	CC MATH 6A	21
2	W	KING MS MAG FLM/MDIA	CC MATH 7 TUT LAB A	6
2	W	KING MS MAG FLM/MDIA	CC MATH 7A	20
2	W	KING MS MAG FLM/MDIA	CC MATH 8 TUT LAB A	3
2	W	KING MS MAG FLM/MDIA	CC MATH 8A	22
2	W	KING MS MAG FLM/MDIA	CREAT EXP MS A	12
2	W	KING MS MAG FLM/MDIA	DEV ELS MS A	4
2	W	KING MS MAG FLM/MDIA	DEV READ MS A	2
2	W	KING MS MAG FLM/MDIA	ELD 1A	2
2	W	KING MS MAG FLM/MDIA	ELD 2A	2
2	W	KING MS MAG FLM/MDIA	ELD MS 3A	1
2	W	KING MS MAG FLM/MDIA	ELD MS 4A	1
2	W	KING MS MAG FLM/MDIA	ENERGY & ENVIRONMENT	6
2	W	KING MS MAG FLM/MDIA	ENG ALT CUR 6A	1
2	W	KING MS MAG FLM/MDIA	ENG ALT CUR 7A	1
2	W	KING MS MAG FLM/MDIA	ENG ALT CUR 8A	1
2	W	KING MS MAG FLM/MDIA	ENG PRIN NON-DIG GM DSN	1
2	W	KING MS MAG FLM/MDIA	ENGLISH 6A	11
2	W	KING MS MAG FLM/MDIA	ENGLISH 7A	11
2	W	KING MS MAG FLM/MDIA	ENGLISH 8A	14
2	W	KING MS MAG FLM/MDIA	EXPLORATN SCI	1
2	W	KING MS MAG FLM/MDIA	FORENSIC SC MS	1

***Count of Sufficiency means:** Each class (elementary schools) or section (secondary schools) has verified sufficiency per subject matter.

Board District	Region	School Name	Class/Section Name	*Count of Number of classes/sections verifying sufficiency
2	W	KING MS MAG FLM/MDIA	GEOGRAPHY FOR MS A	2
2	W	KING MS MAG FLM/MDIA	H ACC CC ALG 1A	3
2	W	KING MS MAG FLM/MDIA	H ACC CC MATH 7A	3
2	W	KING MS MAG FLM/MDIA	H ENGLISH 6A	10
2	W	KING MS MAG FLM/MDIA	H ENGLISH 7A	11
2	W	KING MS MAG FLM/MDIA	H ENGLISH 8A	9
2	W	KING MS MAG FLM/MDIA	H HGH ACC CC MATH 6/7A	1
2	W	KING MS MAG FLM/MDIA	H HGH ACC CC MATH 8/ALG1A	1
2	W	KING MS MAG FLM/MDIA	H INTEG SCIENCE 7	9
2	W	KING MS MAG FLM/MDIA	H INTEG SCIENCE 8A	9
2	W	KING MS MAG FLM/MDIA	H INTEGR SCIENCE 6A	10
2	W	KING MS MAG FLM/MDIA	H US HIST G&C A	9
2	W	KING MS MAG FLM/MDIA	H WHG: ANC CIV A	10
2	W	KING MS MAG FLM/MDIA	H WHG: MED/MOD A	11
2	W	KING MS MAG FLM/MDIA	HEALTH JH	9
2	W	KING MS MAG FLM/MDIA	HUMANIT MS A	2
2	W	KING MS MAG FLM/MDIA	INTEG SCIENCE 7	4
2	W	KING MS MAG FLM/MDIA	INTEGR SCIENCE 6A	11
2	W	KING MS MAG FLM/MDIA	INTEGR SCIENCE 8A	14
2	W	KING MS MAG FLM/MDIA	JOURNALS MS A	6
2	W	KING MS MAG FLM/MDIA	L & L EL MS 2A	2
2	W	KING MS MAG FLM/MDIA	LAW YOUTH	1
2	W	KING MS MAG FLM/MDIA	LOS ANGELES HISTORY	1
2	W	KING MS MAG FLM/MDIA	MAND 1A	1
2	W	KING MS MAG FLM/MDIA	MARINE SCI	2
2	W	KING MS MAG FLM/MDIA	MS JOURNALISM ST VRTL	7
2	W	KING MS MAG FLM/MDIA	SCI/HLT AC 6A	1

***Count of Sufficiency means:** Each class (elementary schools) or section (secondary schools) has verified sufficiency per subject matter.

Board District	Region	School Name	Class/Section Name	*Count of Number of classes/sections verifying sufficiency
2	W	KING MS MAG FLM/MDIA	SCI/HLT AC 7	1
2	W	KING MS MAG FLM/MDIA	US HIST G&C A	15
2	W	KING MS MAG FLM/MDIA	WHG: ANC CIV A	11
2	W	KING MS MAG FLM/MDIA	WHG: MED/MOD A	11
2	W	LEXINGTON AVE PC	Health	6
2	W	LEXINGTON AVE PC	History/Social Science	6
2	W	LEXINGTON AVE PC	Mathematics	6
2	W	LEXINGTON AVE PC	Reading/English Language Arts	6
2	W	LEXINGTON AVE PC	Science	6
2	W	LOCKWOOD AVE EL	Health	22
2	W	LOCKWOOD AVE EL	History/Social Science	22
2	W	LOCKWOOD AVE EL	Mathematics	22
2	W	LOCKWOOD AVE EL	Reading/English Language Arts	22
2	W	LOCKWOOD AVE EL	Science	22
2	W	LOS FELIZ STEMM MAG	Health	20
2	W	LOS FELIZ STEMM MAG	History/Social Science	20
2	W	LOS FELIZ STEMM MAG	Mathematics	20
2	W	LOS FELIZ STEMM MAG	Reading/English Language Arts	20
2	W	LOS FELIZ STEMM MAG	Science	20
2	W	MARSHALL SH	ACADEMIC ELD 3A	1
2	W	MARSHALL SH	ACADEMIC ELD 4A	1
2	W	MARSHALL SH	ADV ELD SH 2A	1
2	W	MARSHALL SH	ADV ELD SH A	1
2	W	MARSHALL SH	AFRO-AM HIST	1
2	W	MARSHALL SH	AM LIT COMP	11
2	W	MARSHALL SH	AM SIGN LNG 2A	1
2	W	MARSHALL SH	AP ART HIS A	1

***Count of Sufficiency means:** Each class (elementary schools) or section (secondary schools) has verified sufficiency per subject matter.

Board District	Region	School Name	Class/Section Name	*Count of Number of classes/sections verifying sufficiency
2	W	MARSHALL SH	AP BIO A	3
2	W	MARSHALL SH	AP CALCULUS A	2
2	W	MARSHALL SH	AP CALCULUS B	1
2	W	MARSHALL SH	AP CHEMISTRY A	1
2	W	MARSHALL SH	AP COMP SCI PRIN A	2
2	W	MARSHALL SH	AP ENG LANG A	5
2	W	MARSHALL SH	AP ENG LIT A	4
2	W	MARSHALL SH	AP ENV SCI A	4
2	W	MARSHALL SH	AP EUR HIS A	3
2	W	MARSHALL SH	AP GOVT & POL	2
2	W	MARSHALL SH	AP MICRO ECONO	2
2	W	MARSHALL SH	AP PHY:C MEC A	1
2	W	MARSHALL SH	AP SPAN LIT A	1
2	W	MARSHALL SH	AP SPAN LNG A	3
2	W	MARSHALL SH	AP ST ART 2D A	1
2	W	MARSHALL SH	AP ST ART 3D A	1
2	W	MARSHALL SH	AP ST ART DR A	1
2	W	MARSHALL SH	AP STATISTICS A	3
2	W	MARSHALL SH	AP US HIST A	2
2	W	MARSHALL SH	AP WLD HIST A	1
2	W	MARSHALL SH	BIOLOGY:LIVING EARTH A	12
2	W	MARSHALL SH	BRAILLE SH A	5
2	W	MARSHALL SH	BRITISH LIT EDGL	1
2	W	MARSHALL SH	CC ALG 2A EDGP	1
2	W	MARSHALL SH	CC ALG 2B EDGP	1
2	W	MARSHALL SH	CC ALGEBRA 1	17
2	W	MARSHALL SH	CC ALGEBRA 2A	10

***Count of Sufficiency means:** Each class (elementary schools) or section (secondary schools) has verified sufficiency per subject matter.

Board District	Region	School Name	Class/Section Name	*Count of Number of classes/sections verifying sufficiency
2	W	MARSHALL SH	CC ENG 10A EDGP	2
2	W	MARSHALL SH	CC ENG 10B EDGP	1
2	W	MARSHALL SH	CC ENG 11A EDGL	1
2	W	MARSHALL SH	CC ENG 11A EDGP	1
2	W	MARSHALL SH	CC ENG 11B EDGL	1
2	W	MARSHALL SH	CC ENG 11B EDGP	1
2	W	MARSHALL SH	CC ENG 9A EDGP	2
2	W	MARSHALL SH	CC ENG 9B EDGP	1
2	W	MARSHALL SH	CC ENG 9B EDGVP	1
2	W	MARSHALL SH	CC GEOM A EDGL	1
2	W	MARSHALL SH	CC GEOM B EDGL	1
2	W	MARSHALL SH	CC GEOM A EDGP	1
2	W	MARSHALL SH	CC GEOM B EDGP	1
2	W	MARSHALL SH	CC GEOMETRY A	15
2	W	MARSHALL SH	CHEMISTRY:EARTH SYS A	5
2	W	MARSHALL SH	CONS MATH A	2
2	W	MARSHALL SH	DEV ELS SH A	4
2	W	MARSHALL SH	DEV MATH SH A	9
2	W	MARSHALL SH	DEV READ HS A	7
2	W	MARSHALL SH	ECONOMICS EDGL	1
2	W	MARSHALL SH	ELD 1A	2
2	W	MARSHALL SH	ELD 2A	2
2	W	MARSHALL SH	ENGLISH 10A	14
2	W	MARSHALL SH	ENGLISH 9A	12
2	W	MARSHALL SH	ENGLISH NON EQUIV COL	1
2	W	MARSHALL SH	ENV STU A	2
2	W	MARSHALL SH	EXPOS COMP	8

***Count of Sufficiency means:** Each class (elementary schools) or section (secondary schools) has verified sufficiency per subject matter.

Board District	Region	School Name	Class/Section Name	*Count of Number of classes/sections verifying sufficiency
2	W	MARSHALL SH	H ADV COMP	5
2	W	MARSHALL SH	H AM LIT COMP	2
2	W	MARSHALL SH	H BIOLOGY:LIVING EARTH A	10
2	W	MARSHALL SH	H CC ALGEBRA 2A	4
2	W	MARSHALL SH	H CC GEOMETRY A	5
2	W	MARSHALL SH	H CHEMISTRY:EARTH SYS A	10
2	W	MARSHALL SH	H ENGLISH 10A	9
2	W	MARSHALL SH	H ENGLISH 9A	8
2	W	MARSHALL SH	H PHYSICS:THE UNIVERSE A	4
2	W	MARSHALL SH	H PHYSIOLOGY A	4
2	W	MARSHALL SH	H PRECALC A	3
2	W	MARSHALL SH	H PRIN AM DEMOCR	6
2	W	MARSHALL SH	H US HIST 20TH A	6
2	W	MARSHALL SH	H WHG: MOD WLD A	9
2	W	MARSHALL SH	HEALTH SH	5
2	W	MARSHALL SH	HUMANITIES A	1
2	W	MARSHALL SH	INTERACTIONS A	9
2	W	MARSHALL SH	INTRO PSYCH	2
2	W	MARSHALL SH	INTRO TO ETHNIC STUDIES	5
2	W	MARSHALL SH	JOURNALISM 1A	1
2	W	MARSHALL SH	KOREAN 1A	4
2	W	MARSHALL SH	KOREAN 2A	1
2	W	MARSHALL SH	L & L EL SH 2A	1
2	W	MARSHALL SH	L & L EL SH A	1
2	W	MARSHALL SH	MEX AM STU	1
2	W	MARSHALL SH	PRECALC A	2
2	W	MARSHALL SH	PRIN AM DEMOCR	6

***Count of Sufficiency means:** Each class (elementary schools) or section (secondary schools) has verified sufficiency per subject matter.

Board District	Region	School Name	Class/Section Name	*Count of Number of classes/sections verifying sufficiency
2	W	MARSHALL SH	PSYCH A EDGL	1
2	W	MARSHALL SH	READ IMPR A	2
2	W	MARSHALL SH	SPAN SP 1A	3
2	W	MARSHALL SH	SPAN SP 2A	2
2	W	MARSHALL SH	SPANISH 1A	16
2	W	MARSHALL SH	SPANISH 2A	13
2	W	MARSHALL SH	SPANISH 2B EDGVP	1
2	W	MARSHALL SH	SPANISH 3A	2
2	W	MARSHALL SH	SPEECH A	1
2	W	MARSHALL SH	STAT & PROB A	2
2	W	MARSHALL SH	STAT & PROB A EDGL	1
2	W	MARSHALL SH	TC MATH STAT A	3
2	W	MARSHALL SH	US HIST 20TH A	7
2	W	MARSHALL SH	US HIST A EDGP	2
2	W	MARSHALL SH	US HIST B EDGP	2
2	W	MARSHALL SH	WHG M A EDGP	2
2	W	MARSHALL SH	WHG M B EDGP	2
2	W	MARSHALL SH	WHG: MOD WLD A	11
2	W	MARSHALL SH	WRIT COMM SH A	1
2	W	POLITI EL	Health	41
2	W	POLITI EL	History/Social Science	41
2	W	POLITI EL	Mathematics	41
2	W	POLITI EL	Reading/English Language Arts	41
2	W	POLITI EL	Science	41
3	N	ACAD ENRICH SCI MAG	Health	16
3	N	ACAD ENRICH SCI MAG	History/Social Science	16
3	N	ACAD ENRICH SCI MAG	Mathematics	16

***Count of Sufficiency means:** Each class (elementary schools) or section (secondary schools) has verified sufficiency per subject matter.

Board District	Region	School Name	Class/Section Name	*Count of Number of classes/sections verifying sufficiency
3	N	ACAD ENRICH SCI MAG	Reading/English Language Arts	16
3	N	ACAD ENRICH SCI MAG	Science	16
3	N	ADDAMS HS	ACADEMIC ELD 3A	1
3	N	ADDAMS HS	ACADEMIC ELD 3B	1
3	N	ADDAMS HS	ACADEMIC ELD 4A	1
3	N	ADDAMS HS	ACADEMIC ELD 4B	1
3	N	ADDAMS HS	ADV ELD SH 2A	1
3	N	ADDAMS HS	ADV ELD SH 2B	1
3	N	ADDAMS HS	ADV ELD SH A	1
3	N	ADDAMS HS	ADV ELD SH B	1
3	N	ADDAMS HS	AM LIT COMP	5
3	N	ADDAMS HS	BIOLOGY:LIVING EARTH A	3
3	N	ADDAMS HS	BIOLOGY:LIVING EARTH B	4
3	N	ADDAMS HS	CC ALGEBRA 1	3
3	N	ADDAMS HS	CC ALGEBRA 2A	3
3	N	ADDAMS HS	CC ALGEBRA 2B	3
3	N	ADDAMS HS	CC GEOMETRY A	3
3	N	ADDAMS HS	CC GEOMETRY B	3
3	N	ADDAMS HS	CHEMISTRY:EARTH SYS A	3
3	N	ADDAMS HS	CHEMISTRY:EARTH SYS B	3
3	N	ADDAMS HS	ECONOMICS	5
3	N	ADDAMS HS	ELD 1A	2
3	N	ADDAMS HS	ELD 2A	2
3	N	ADDAMS HS	ELD 2B	2
3	N	ADDAMS HS	ENGLISH 10A	2
3	N	ADDAMS HS	ENGLISH 10B	2
3	N	ADDAMS HS	ENGLISH 9A	2

***Count of Sufficiency means:** Each class (elementary schools) or section (secondary schools) has verified sufficiency per subject matter.

Board District	Region	School Name	Class/Section Name	*Count of Number of classes/sections verifying sufficiency
3	N	ADDAMS HS	ENGLISH 9B	2
3	N	ADDAMS HS	EXPOS COMP	5
3	N	ADDAMS HS	HEALTH SH	1
3	N	ADDAMS HS	INTRO PSYCH	1
3	N	ADDAMS HS	INTRO SOCIO	1
3	N	ADDAMS HS	INTRO TO ETHNIC STUDIES	1
3	N	ADDAMS HS	L & L EL SH B	1
3	N	ADDAMS HS	MODERN LIT	5
3	N	ADDAMS HS	PRIN AM DEMOCR	3
3	N	ADDAMS HS	SPANISH 1A	1
3	N	ADDAMS HS	SPANISH 1B	1
3	N	ADDAMS HS	SPANISH 2A	1
3	N	ADDAMS HS	SPANISH 2B	1
3	N	ADDAMS HS	US HIST 20TH A	2
3	N	ADDAMS HS	US HIST 20TH B	3
3	N	ADDAMS HS	WHG: MOD WLD A	2
3	N	ADDAMS HS	WHG: MOD WLD B	3
3	N	AGGELER HS	ADV ELD SH A	1
3	N	AGGELER HS	AM LIT COMP	4
3	N	AGGELER HS	BIOLOGY:LIVING EARTH A	4
3	N	AGGELER HS	BIOLOGY:LIVING EARTH B	5
3	N	AGGELER HS	CC ALG 1 TUT LAB A	2
3	N	AGGELER HS	CC ALGEBRA 1	5
3	N	AGGELER HS	CC ALGEBRA 2A	5
3	N	AGGELER HS	CC ALGEBRA 2B	2
3	N	AGGELER HS	CC GEOMETRY A	3
3	N	AGGELER HS	CC GEOMETRY B	5

***Count of Sufficiency means:** Each class (elementary schools) or section (secondary schools) has verified sufficiency per subject matter.

Board District	Region	School Name	Class/Section Name	*Count of Number of classes/sections verifying sufficiency
3	N	AGGELER HS	CC MATH 8A	3
3	N	AGGELER HS	ECONOMICS	6
3	N	AGGELER HS	ENGLISH 10A	4
3	N	AGGELER HS	ENGLISH 10B	5
3	N	AGGELER HS	ENGLISH 8A	2
3	N	AGGELER HS	ENGLISH 9A	5
3	N	AGGELER HS	ENGLISH 9B	5
3	N	AGGELER HS	ENV STU A	1
3	N	AGGELER HS	EXPOS COMP	2
3	N	AGGELER HS	HEALTH SH	3
3	N	AGGELER HS	INTEGR SCIENCE 8A	2
3	N	AGGELER HS	INTRO TO ETHNIC STUDIES	2
3	N	AGGELER HS	L & L EL SH A	1
3	N	AGGELER HS	MODERN LIT	4
3	N	AGGELER HS	PHYSICS:THE UNIVERSE A	4
3	N	AGGELER HS	PHYSICS:THE UNIVERSE B	3
3	N	AGGELER HS	PRIN AM DEMOCR	5
3	N	AGGELER HS	SPANISH 1A	2
3	N	AGGELER HS	SPANISH 1B	2
3	N	AGGELER HS	SPANISH 2A	2
3	N	AGGELER HS	SPANISH 2B	2
3	N	AGGELER HS	US HIST 20TH A	6
3	N	AGGELER HS	US HIST 20TH B	4
3	N	AGGELER HS	US HIST G&C A	3
3	N	AGGELER HS	WHG: MOD WLD A	6
3	N	AGGELER HS	WHG: MOD WLD B	6
3	N	ANATOLA AVE EL	Health	20

***Count of Sufficiency means:** Each class (elementary schools) or section (secondary schools) has verified sufficiency per subject matter.

Board District	Region	School Name	Class/Section Name	*Count of Number of classes/sections verifying sufficiency
3	N	ANATOLA AVE EL	History/Social Science	20
3	N	ANATOLA AVE EL	Mathematics	20
3	N	ANATOLA AVE EL	Reading/English Language Arts	20
3	N	ANATOLA AVE EL	Science	20
3	N	ANDASOL AVE EL	Health	26
3	N	ANDASOL AVE EL	History/Social Science	26
3	N	ANDASOL AVE EL	Mathematics	26
3	N	ANDASOL AVE EL	Reading/English Language Arts	26
3	N	ANDASOL AVE EL	Science	26
3	N	ARMSTRONG MS	ACAD LIT MS 6A	1
3	N	ARMSTRONG MS	ACAD LIT MS 7A	1
3	N	ARMSTRONG MS	ACAD LIT MS 8A	1
3	N	ARMSTRONG MS	ADV ELD MS 1A	1
3	N	ARMSTRONG MS	ADV ELD MS 2A	1
3	N	ARMSTRONG MS	CC GEOMETRY A	3
3	N	ARMSTRONG MS	CC MATH 6A	14
3	N	ARMSTRONG MS	CC MATH 7A	13
3	N	ARMSTRONG MS	CC MATH 8A	12
3	N	ARMSTRONG MS	DEV READ MS A	2
3	N	ARMSTRONG MS	ELD 1A	2
3	N	ARMSTRONG MS	ELD 2A	2
3	N	ARMSTRONG MS	ENGLISH 6A	9
3	N	ARMSTRONG MS	ENGLISH 7A	9
3	N	ARMSTRONG MS	ENGLISH 8A	9
3	N	ARMSTRONG MS	ETHN STUDIES-IDTY&CMTY	1
3	N	ARMSTRONG MS	H ACC CC ALG 1A	3
3	N	ARMSTRONG MS	H ACC CC MATH 7A	2

***Count of Sufficiency means:** Each class (elementary schools) or section (secondary schools) has verified sufficiency per subject matter.

Board District	Region	School Name	Class/Section Name	*Count of Number of classes/sections verifying sufficiency
3	N	ARMSTRONG MS	H ENGLISH 6A	6
3	N	ARMSTRONG MS	H ENGLISH 7A	7
3	N	ARMSTRONG MS	H ENGLISH 8A	8
3	N	ARMSTRONG MS	H HGH ACC CC MATH 6/7A	1
3	N	ARMSTRONG MS	H HGH ACC CC MATH 8/ALG1A	2
3	N	ARMSTRONG MS	H HGH ACC CC MATH 8/ALG1B	1
3	N	ARMSTRONG MS	H HUMANIT MS A	1
3	N	ARMSTRONG MS	H INTEG SCIENCE 8A	8
3	N	ARMSTRONG MS	H INTEGR SCIENCE 6A	6
3	N	ARMSTRONG MS	H US HIST G&C A	7
3	N	ARMSTRONG MS	H WHG: ANC CIV A	6
3	N	ARMSTRONG MS	H WHG: MED/MOD A	7
3	N	ARMSTRONG MS	HEALTH JH	15
3	N	ARMSTRONG MS	HUMANIT MS A	1
3	N	ARMSTRONG MS	INTEGR SCIENCE 6A	9
3	N	ARMSTRONG MS	INTEGR SCIENCE 8A	9
3	N	ARMSTRONG MS	L & L EL MS 1A	1
3	N	ARMSTRONG MS	SPANISH 1A	1
3	N	ARMSTRONG MS	SPEECH MS A	1
3	N	ARMSTRONG MS	US HIST G&C A	10
3	N	ARMSTRONG MS	WHG: ANC CIV A	9
3	N	ARMSTRONG MS	WHG: MED/MOD A	10
3	N	ARMSTRONG MS	WIND PERC MS A	1
3	N	BALBOA EL G/HG/HA MAG	Health	27
3	N	BALBOA EL G/HG/HA MAG	History/Social Science	27
3	N	BALBOA EL G/HG/HA MAG	Mathematics	27
3	N	BALBOA EL G/HG/HA MAG	Reading/English Language Arts	27

***Count of Sufficiency means:** Each class (elementary schools) or section (secondary schools) has verified sufficiency per subject matter.

Board District	Region	School Name	Class/Section Name	*Count of Number of classes/sections verifying sufficiency
3	N	BALBOA EL G/HG/HA MAG	Science	27
3	N	BASSETT EL MAT MAG	Health	6
3	N	BASSETT EL MAT MAG	History/Social Science	6
3	N	BASSETT EL MAT MAG	Mathematics	6
3	N	BASSETT EL MAT MAG	Reading/English Language Arts	6
3	N	BASSETT EL MAT MAG	Science	6
3	N	BASSETT ST EL	Health	25
3	N	BASSETT ST EL	History/Social Science	25
3	N	BASSETT ST EL	Mathematics	25
3	N	BASSETT ST EL	Reading/English Language Arts	25
3	N	BASSETT ST EL	Science	25
3	N	BASSETT ST EL DTS	Health	3
3	N	BASSETT ST EL DTS	History/Social Science	3
3	N	BASSETT ST EL DTS	Mathematics	3
3	N	BASSETT ST EL DTS	Reading/English Language Arts	3
3	N	BASSETT ST EL DTS	Science	3
3	N	BECKFORD CES	Health	25
3	N	BECKFORD CES	History/Social Science	25
3	N	BECKFORD CES	Mathematics	25
3	N	BECKFORD CES	Reading/English Language Arts	25
3	N	BECKFORD CES	Science	25
3	N	BLYTHE ST EL	Health	16
3	N	BLYTHE ST EL	History/Social Science	16
3	N	BLYTHE ST EL	Mathematics	16
3	N	BLYTHE ST EL	Reading/English Language Arts	16
3	N	BLYTHE ST EL	Science	16
3	N	BURBANK BLVD EL	Health	13

***Count of Sufficiency means:** Each class (elementary schools) or section (secondary schools) has verified sufficiency per subject matter.

Board District	Region	School Name	Class/Section Name	*Count of Number of classes/sections verifying sufficiency
3	N	BURBANK BLVD EL	History/Social Science	13
3	N	BURBANK BLVD EL	Mathematics	13
3	N	BURBANK BLVD EL	Reading/English Language Arts	13
3	N	BURBANK BLVD EL	Science	13
3	N	BURBANK GIFTED/GL MG	Health	4
3	N	BURBANK GIFTED/GL MG	History/Social Science	4
3	N	BURBANK GIFTED/GL MG	Mathematics	4
3	N	BURBANK GIFTED/GL MG	Reading/English Language Arts	4
3	N	BURBANK GIFTED/GL MG	Science	4
3	N	CALABASH CA	Health	17
3	N	CALABASH CA	History/Social Science	17
3	N	CALABASH CA	Mathematics	17
3	N	CALABASH CA	Reading/English Language Arts	17
3	N	CALABASH CA	Science	17
3	N	CALAHAN ST EL	Health	23
3	N	CALAHAN ST EL	History/Social Science	23
3	N	CALAHAN ST EL	Mathematics	23
3	N	CALAHAN ST EL	Reading/English Language Arts	23
3	N	CALAHAN ST EL	Science	23
3	N	CANOGA PARK EL	Health	33
3	N	CANOGA PARK EL	History/Social Science	33
3	N	CANOGA PARK EL	Mathematics	33
3	N	CANOGA PARK EL	Reading/English Language Arts	33
3	N	CANOGA PARK EL	Science	33
3	N	CANOGA PK MS	ADV ELD MS 1A	5
3	N	CANOGA PK MS	ADV ELD MS 2A	2
3	N	CANOGA PK MS	B READ MS A	2

***Count of Sufficiency means:** Each class (elementary schools) or section (secondary schools) has verified sufficiency per subject matter.

Board District	Region	School Name	Class/Section Name	*Count of Number of classes/sections verifying sufficiency
3	N	CANOGA PK MS	CC MATH 6A	10
3	N	CANOGA PK MS	CC MATH 7A	10
3	N	CANOGA PK MS	CC MATH 8A	10
3	N	CANOGA PK MS	DEV ELS MS A	2
3	N	CANOGA PK MS	ELD 1A	2
3	N	CANOGA PK MS	ELD 2A	2
3	N	CANOGA PK MS	ELD MS 3A	1
3	N	CANOGA PK MS	ELD MS 4A	1
3	N	CANOGA PK MS	ENG ALT CUR 6A	2
3	N	CANOGA PK MS	ENG ALT CUR 7A	1
3	N	CANOGA PK MS	ENG ALT CUR 8A	1
3	N	CANOGA PK MS	ENGLISH 6A	9
3	N	CANOGA PK MS	ENGLISH 7A	9
3	N	CANOGA PK MS	ENGLISH 8A	9
3	N	CANOGA PK MS	ESL HISTORY A	2
3	N	CANOGA PK MS	FORENSIC SC MS	1
3	N	CANOGA PK MS	H ACC CC ALG 1A	1
3	N	CANOGA PK MS	H ENGLISH 6A	1
3	N	CANOGA PK MS	H ENGLISH 7A	1
3	N	CANOGA PK MS	H ENGLISH 8A	1
3	N	CANOGA PK MS	H HGH ACC CC MATH 6/7A	1
3	N	CANOGA PK MS	H INTEG SCIENCE 8A	1
3	N	CANOGA PK MS	H US HIST G&C A	3
3	N	CANOGA PK MS	H WHG: MED/MOD A	1
3	N	CANOGA PK MS	HEALTH JH	2
3	N	CANOGA PK MS	INTEG SCIENCE 7	8
3	N	CANOGA PK MS	INTEGR SCIENCE 6A	10

***Count of Sufficiency means:** Each class (elementary schools) or section (secondary schools) has verified sufficiency per subject matter.

Board District	Region	School Name	Class/Section Name	*Count of Number of classes/sections verifying sufficiency
3	N	CANOGA PK MS	INTEGR SCIENCE 8A	9
3	N	CANOGA PK MS	INTRO SPANISH	3
3	N	CANOGA PK MS	L & L EL MS 1A	3
3	N	CANOGA PK MS	SCI/HLT AC 6A	2
3	N	CANOGA PK MS	SCI/HLT AC 7	1
3	N	CANOGA PK MS	US HIST G&C A	7
3	N	CANOGA PK MS	WHG: ANC CIV A	10
3	N	CANOGA PK MS	WHG: MED/MOD A	8
3	N	CANOGA PK MS	WHG: MED/MOD B	1
3	N	CANOGA PK MS	WIND PERC MS A	1
3	N	CANOGA PRK SH	ACAD LIT SH 9A	5
3	N	CANOGA PRK SH	ACAD LT SH 10A	6
3	N	CANOGA PRK SH	ACADEMIC ELD 3A	2
3	N	CANOGA PRK SH	ACADEMIC ELD 4A	1
3	N	CANOGA PRK SH	ADV ELD SH 2A	1
3	N	CANOGA PRK SH	ADV ELD SH A	1
3	N	CANOGA PRK SH	AM LIT COMP	10
3	N	CANOGA PRK SH	AM SIGN LNG 1A	2
3	N	CANOGA PRK SH	AP BIO A	1
3	N	CANOGA PRK SH	AP CALCULUS A	1
3	N	CANOGA PRK SH	AP ENG LANG A	2
3	N	CANOGA PRK SH	AP ENG LIT A	1
3	N	CANOGA PRK SH	AP ENV SCI A	1
3	N	CANOGA PRK SH	AP GOVT & POL	1
3	N	CANOGA PRK SH	AP HUMAN GEO A	1
3	N	CANOGA PRK SH	AP PSYCHOLOG A	1
3	N	CANOGA PRK SH	AP SPAN LNG A	2

***Count of Sufficiency means:** Each class (elementary schools) or section (secondary schools) has verified sufficiency per subject matter.

Board District	Region	School Name	Class/Section Name	*Count of Number of classes/sections verifying sufficiency
3	N	CANOGA PRK SH	AP ST ART 2D A	1
3	N	CANOGA PRK SH	AP ST ART DR A	1
3	N	CANOGA PRK SH	AP US HIST A	1
3	N	CANOGA PRK SH	AP WLD HIST A	2
3	N	CANOGA PRK SH	BIOLOGY:LIVING EARTH A	11
3	N	CANOGA PRK SH	CC ALG 1 TUT LAB A	17
3	N	CANOGA PRK SH	CC ALG 2 TUT LAB A	9
3	N	CANOGA PRK SH	CC ALGEBRA 1	18
3	N	CANOGA PRK SH	CC ALGEBRA 2A	12
3	N	CANOGA PRK SH	CC GEOM TUT LAB A	11
3	N	CANOGA PRK SH	CC GEOMETRY A	12
3	N	CANOGA PRK SH	CHEMISTRY:EARTH SYS A	7
3	N	CANOGA PRK SH	CONS MATH A	2
3	N	CANOGA PRK SH	DEV MATH SH A	3
3	N	CANOGA PRK SH	DEV READ HS A	5
3	N	CANOGA PRK SH	ECONOMICS	5
3	N	CANOGA PRK SH	ELD 1A	4
3	N	CANOGA PRK SH	ELD 2A	4
3	N	CANOGA PRK SH	ENGINEERING DEV A	3
3	N	CANOGA PRK SH	ENGLISH 10A	12
3	N	CANOGA PRK SH	ENGLISH 10B	1
3	N	CANOGA PRK SH	ENGLISH 9A	16
3	N	CANOGA PRK SH	ENGLISH 9B	2
3	N	CANOGA PRK SH	ENV STU A	17
3	N	CANOGA PRK SH	ERWC A	8
3	N	CANOGA PRK SH	FRENCH 1A	2
3	N	CANOGA PRK SH	FRENCH 2A	2

***Count of Sufficiency means:** Each class (elementary schools) or section (secondary schools) has verified sufficiency per subject matter.

Board District	Region	School Name	Class/Section Name	*Count of Number of classes/sections verifying sufficiency
3	N	CANOGA PRK SH	FRENCH 3A	2
3	N	CANOGA PRK SH	GEOG A	1
3	N	CANOGA PRK SH	H AFRO-AM LIT	3
3	N	CANOGA PRK SH	H AM LIT COMP	2
3	N	CANOGA PRK SH	H BIOLOGY:LIVING EARTH A	4
3	N	CANOGA PRK SH	H CC ALGEBRA 1	2
3	N	CANOGA PRK SH	H CC ALGEBRA 2A	2
3	N	CANOGA PRK SH	H CC GEOMETRY A	2
3	N	CANOGA PRK SH	H CHEMISTRY:EARTH SYS A	3
3	N	CANOGA PRK SH	H ENGLISH 10A	3
3	N	CANOGA PRK SH	H ENGLISH 9A	3
3	N	CANOGA PRK SH	H PRECALC A	1
3	N	CANOGA PRK SH	H US HIST 20TH A	4
3	N	CANOGA PRK SH	H WHG: MOD WLD A	3
3	N	CANOGA PRK SH	HEALTH SH	7
3	N	CANOGA PRK SH	INT DATA SCI A	3
3	N	CANOGA PRK SH	INTRO TO ETHNIC STUDIES	6
3	N	CANOGA PRK SH	L & L EL SH 2A	3
3	N	CANOGA PRK SH	L & L EL SH A	3
3	N	CANOGA PRK SH	MATERIAL SCI ENGIN A	2
3	N	CANOGA PRK SH	PHYSICS:THE UNIVERSE A	2
3	N	CANOGA PRK SH	PHYSIOLOGY A	5
3	N	CANOGA PRK SH	PRECALC A	3
3	N	CANOGA PRK SH	PRIN AM DEMOCR	4
3	N	CANOGA PRK SH	SPAN SP 1A	6
3	N	CANOGA PRK SH	SPAN SP 2A	5
3	N	CANOGA PRK SH	SPANISH 1A	5

***Count of Sufficiency means:** Each class (elementary schools) or section (secondary schools) has verified sufficiency per subject matter.

Board District	Region	School Name	Class/Section Name	*Count of Number of classes/sections verifying sufficiency
3	N	CANOGA PRK SH	SPANISH 2A	6
3	N	CANOGA PRK SH	SPANISH 3A	3
3	N	CANOGA PRK SH	SPEECH A	5
3	N	CANOGA PRK SH	STAT & PROB A	2
3	N	CANOGA PRK SH	STRATGC LIT 1A	1
3	N	CANOGA PRK SH	US HIST 20TH A	9
3	N	CANOGA PRK SH	US HIST 20TH B	1
3	N	CANOGA PRK SH	WHG: MOD WLD A	12
3	N	CANOGA PRK SH	WHG: MOD WLD B	1
3	N	CANTARA EL VAPA MAG	Health	3
3	N	CANTARA EL VAPA MAG	History/Social Science	3
3	N	CANTARA EL VAPA MAG	Mathematics	3
3	N	CANTARA EL VAPA MAG	Reading/English Language Arts	3
3	N	CANTARA EL VAPA MAG	Science	3
3	N	CANTARA ST EL	Health	22
3	N	CANTARA ST EL	History/Social Science	22
3	N	CANTARA ST EL	Mathematics	22
3	N	CANTARA ST EL	Reading/English Language Arts	22
3	N	CANTARA ST EL	Science	22
3	N	CAPISTRANO AVE EL	Health	30
3	N	CAPISTRANO AVE EL	History/Social Science	30
3	N	CAPISTRANO AVE EL	Mathematics	30
3	N	CAPISTRANO AVE EL	Reading/English Language Arts	30
3	N	CAPISTRANO AVE EL	Science	30
3	N	CARDENAS EL	Health	30
3	N	CARDENAS EL	History/Social Science	30
3	N	CARDENAS EL	Mathematics	30

***Count of Sufficiency means:** Each class (elementary schools) or section (secondary schools) has verified sufficiency per subject matter.

Board District	Region	School Name	Class/Section Name	*Count of Number of classes/sections verifying sufficiency
3	N	CARDENAS EL	Reading/English Language Arts	30
3	N	CARDENAS EL	Science	30
3	N	CARPENTER COMM CHTR	Health	33
3	N	CARPENTER COMM CHTR	History/Social Science	33
3	N	CARPENTER COMM CHTR	Mathematics	33
3	N	CARPENTER COMM CHTR	Reading/English Language Arts	33
3	N	CARPENTER COMM CHTR	Science	33
3	N	CASTLEBAY LN CHTR	Health	24
3	N	CASTLEBAY LN CHTR	History/Social Science	24
3	N	CASTLEBAY LN CHTR	Mathematics	24
3	N	CASTLEBAY LN CHTR	Reading/English Language Arts	24
3	N	CASTLEBAY LN CHTR	Science	24
3	N	CDS AGGELER	ADV ELD SH B	1
3	N	CDS AGGELER	AM LIT COMP	3
3	N	CDS AGGELER	BIOLOGY:LIVING EARTH A	2
3	N	CDS AGGELER	BIOLOGY:LIVING EARTH B	4
3	N	CDS AGGELER	CC ALG 1 TUT LAB A	2
3	N	CDS AGGELER	CC ALGEBRA 1	3
3	N	CDS AGGELER	CC ALGEBRA 2B	1
3	N	CDS AGGELER	CC GEOMETRY A	1
3	N	CDS AGGELER	CC GEOMETRY B	1
3	N	CDS AGGELER	ECONOMICS	3
3	N	CDS AGGELER	ENGLISH 10A	2
3	N	CDS AGGELER	ENGLISH 10B	2
3	N	CDS AGGELER	ENGLISH 9A	5
3	N	CDS AGGELER	ENGLISH 9B	2
3	N	CDS AGGELER	HEALTH SH	2

***Count of Sufficiency means:** Each class (elementary schools) or section (secondary schools) has verified sufficiency per subject matter.

Board District	Region	School Name	Class/Section Name	*Count of Number of classes/sections verifying sufficiency
3	N	CDS AGGELER	L & L EL SH A	2
3	N	CDS AGGELER	PHYSICS:THE UNIVERSE A	2
3	N	CDS AGGELER	PHYSICS:THE UNIVERSE B	1
3	N	CDS AGGELER	PRIN AM DEMOCR	1
3	N	CDS AGGELER	SPANISH 1A	2
3	N	CDS AGGELER	SPANISH 1B	2
3	N	CDS AGGELER	US HIST 20TH A	4
3	N	CDS AGGELER	US HIST 20TH B	3
3	N	CDS AGGELER	WHG: MOD WLD A	4
3	N	CDS AGGELER	WHG: MOD WLD B	4
3	N	CHANDLER EL	Health	23
3	N	CHANDLER EL	History/Social Science	23
3	N	CHANDLER EL	Mathematics	23
3	N	CHANDLER EL	Reading/English Language Arts	23
3	N	CHANDLER EL	Science	23
3	N	CHATSWORTH CHS	ACADEMIC ELD 3A	1
3	N	CHATSWORTH CHS	ACADEMIC ELD 4A	1
3	N	CHATSWORTH CHS	ADV ELD SH 2A	1
3	N	CHATSWORTH CHS	ADV ELD SH A	1
3	N	CHATSWORTH CHS	AM LIT COMP	9
3	N	CHATSWORTH CHS	AP AFRICAN-AM STU A	1
3	N	CHATSWORTH CHS	AP BIO A	1
3	N	CHATSWORTH CHS	AP CALCULUS A	3
3	N	CHATSWORTH CHS	AP CALCULUS B	1
3	N	CHATSWORTH CHS	AP CHEMISTRY A	2
3	N	CHATSWORTH CHS	AP COMP SCI A CTE A	2
3	N	CHATSWORTH CHS	AP COMP SCI PRIN A CTE	4

***Count of Sufficiency means:** Each class (elementary schools) or section (secondary schools) has verified sufficiency per subject matter.

Board District	Region	School Name	Class/Section Name	*Count of Number of classes/sections verifying sufficiency
3	N	CHATSWORTH CHS	AP ENG LANG A	4
3	N	CHATSWORTH CHS	AP ENG LIT A	1
3	N	CHATSWORTH CHS	AP ENV SCI A	1
3	N	CHATSWORTH CHS	AP GOVT & POL	3
3	N	CHATSWORTH CHS	AP HUMAN GEO A	1
3	N	CHATSWORTH CHS	AP PHYSICS 1A	1
3	N	CHATSWORTH CHS	AP PRE-CALC A	1
3	N	CHATSWORTH CHS	AP PSYCHOLOG A	1
3	N	CHATSWORTH CHS	AP SPAN LNG A	1
3	N	CHATSWORTH CHS	AP STATISTICS A	1
3	N	CHATSWORTH CHS	AP US HIST A	3
3	N	CHATSWORTH CHS	AP WLD HIST A	3
3	N	CHATSWORTH CHS	BIOLOGY:LIVING EARTH A	12
3	N	CHATSWORTH CHS	CC ALG 1 TUT LAB A	1
3	N	CHATSWORTH CHS	CC ALG 2 TUT LAB A	1
3	N	CHATSWORTH CHS	CC ALGEBRA 1	11
3	N	CHATSWORTH CHS	CC ALGEBRA 2A	8
3	N	CHATSWORTH CHS	CC GEOMETRY A	12
3	N	CHATSWORTH CHS	CHEMISTRY:EARTH SYS A	9
3	N	CHATSWORTH CHS	DEV READ HS A	2
3	N	CHATSWORTH CHS	ECONOMICS	2
3	N	CHATSWORTH CHS	ELD 1A	2
3	N	CHATSWORTH CHS	ELD 1B	2
3	N	CHATSWORTH CHS	ELD 2A	2
3	N	CHATSWORTH CHS	ELD 2B	2
3	N	CHATSWORTH CHS	ENGLISH 10A	11
3	N	CHATSWORTH CHS	ENGLISH 9A	11

***Count of Sufficiency means:** Each class (elementary schools) or section (secondary schools) has verified sufficiency per subject matter.

Board District	Region	School Name	Class/Section Name	*Count of Number of classes/sections verifying sufficiency
3	N	CHATSWORTH CHS	ERWC A	6
3	N	CHATSWORTH CHS	EXPOS COMP	3
3	N	CHATSWORTH CHS	FOUND OF FOODS & NUTR A	4
3	N	CHATSWORTH CHS	FRENCH 1A	4
3	N	CHATSWORTH CHS	FRENCH 2A	4
3	N	CHATSWORTH CHS	H ADV MATH A	3
3	N	CHATSWORTH CHS	H AM LIT COMP	4
3	N	CHATSWORTH CHS	H BIOLOGY:LIVING EARTH A	6
3	N	CHATSWORTH CHS	H CC ALGEBRA 1	2
3	N	CHATSWORTH CHS	H CC ALGEBRA 2A	3
3	N	CHATSWORTH CHS	H CC GEOMETRY A	4
3	N	CHATSWORTH CHS	H CHEMISTRY:EARTH SYS A	5
3	N	CHATSWORTH CHS	H ENGLISH 10A	6
3	N	CHATSWORTH CHS	H ENGLISH 9A	6
3	N	CHATSWORTH CHS	H PHYSICS:THE UNIVERSE A	2
3	N	CHATSWORTH CHS	H PRECALC A	1
3	N	CHATSWORTH CHS	H PRIN AM DEMOCR	2
3	N	CHATSWORTH CHS	H US HIST 20TH A	3
3	N	CHATSWORTH CHS	H WHG: MOD WLD A	2
3	N	CHATSWORTH CHS	HEALTH SH	8
3	N	CHATSWORTH CHS	INTERACTIONS A	12
3	N	CHATSWORTH CHS	INTRO TO ETHNIC STUDIES	6
3	N	CHATSWORTH CHS	KOREAN 1A	2
3	N	CHATSWORTH CHS	KOREAN 2A	2
3	N	CHATSWORTH CHS	KOREAN 3A	1
3	N	CHATSWORTH CHS	L & L EL SH 2A	1
3	N	CHATSWORTH CHS	L & L EL SH A	1

***Count of Sufficiency means:** Each class (elementary schools) or section (secondary schools) has verified sufficiency per subject matter.

Board District	Region	School Name	Class/Section Name	*Count of Number of classes/sections verifying sufficiency
3	N	CHATSWORTH CHS	PHILOSOPHY A	1
3	N	CHATSWORTH CHS	PHYSIOLOGY A	2
3	N	CHATSWORTH CHS	PRECALC A	2
3	N	CHATSWORTH CHS	PRIN AM DEMOCR	3
3	N	CHATSWORTH CHS	SPAN SP 1A	2
3	N	CHATSWORTH CHS	SPAN SP 2A	2
3	N	CHATSWORTH CHS	SPANISH 1A	9
3	N	CHATSWORTH CHS	SPANISH 2A	5
3	N	CHATSWORTH CHS	SPANISH 3A	1
3	N	CHATSWORTH CHS	US HIST 20TH A	8
3	N	CHATSWORTH CHS	WHG: MOD WLD A	10
3	N	CHATSWORTH UP/CD MAG	Health	18
3	N	CHATSWORTH UP/CD MAG	History/Social Science	18
3	N	CHATSWORTH UP/CD MAG	Mathematics	18
3	N	CHATSWORTH UP/CD MAG	Reading/English Language Arts	18
3	N	CHATSWORTH UP/CD MAG	Science	18
3	N	CLEVELAND CHS	ACADEMIC ELD 3A	2
3	N	CLEVELAND CHS	ACADEMIC ELD 4A	1
3	N	CLEVELAND CHS	ADV ELD SH 2A	2
3	N	CLEVELAND CHS	ADV ELD SH A	2
3	N	CLEVELAND CHS	AFRO-AM STU	1
3	N	CLEVELAND CHS	AM LIT COMP	15
3	N	CLEVELAND CHS	AM SIGN LNG 1A	1
3	N	CLEVELAND CHS	AP ART HIS A	2
3	N	CLEVELAND CHS	AP BIO A	3
3	N	CLEVELAND CHS	AP CALCULUS A	2
3	N	CLEVELAND CHS	AP CALCULUS B	2

***Count of Sufficiency means:** Each class (elementary schools) or section (secondary schools) has verified sufficiency per subject matter.

Board District	Region	School Name	Class/Section Name	*Count of Number of classes/sections verifying sufficiency
3	N	CLEVELAND CHS	AP CHEMISTRY A	2
3	N	CLEVELAND CHS	AP COMP SCI PRIN A	1
3	N	CLEVELAND CHS	AP ENG LANG A	1
3	N	CLEVELAND CHS	AP ENG LIT A	10
3	N	CLEVELAND CHS	AP ENV SCI A	4
3	N	CLEVELAND CHS	AP EUR HIS A	2
3	N	CLEVELAND CHS	AP GOVT & POL	2
3	N	CLEVELAND CHS	AP MA ECO APXL	5
3	N	CLEVELAND CHS	AP MI ECO APXL	3
3	N	CLEVELAND CHS	AP MICRO ECONO	1
3	N	CLEVELAND CHS	AP MUSIC THY A	1
3	N	CLEVELAND CHS	AP PHYSICS 1A	1
3	N	CLEVELAND CHS	AP PSYC APXL	6
3	N	CLEVELAND CHS	AP SPAN LIT A	1
3	N	CLEVELAND CHS	AP SPAN LNG A	2
3	N	CLEVELAND CHS	AP ST ART 2D A	1
3	N	CLEVELAND CHS	AP STAT A APXL	6
3	N	CLEVELAND CHS	AP US HIST A	11
3	N	CLEVELAND CHS	AP WLD HIST A	1
3	N	CLEVELAND CHS	BIO:LIVING EARTH A EDGVP	1
3	N	CLEVELAND CHS	BIO:LIVING EARTH B EDGVP	2
3	N	CLEVELAND CHS	BIOLOGY:LIVING EARTH A	18
3	N	CLEVELAND CHS	CC ALG 1 TUT LAB A	4
3	N	CLEVELAND CHS	CC ALGEBRA 1	28
3	N	CLEVELAND CHS	CC ALGEBRA 2A	9
3	N	CLEVELAND CHS	CC ALGEBRA 2B	2
3	N	CLEVELAND CHS	CC ENG 10A EDGVP	2

***Count of Sufficiency means:** Each class (elementary schools) or section (secondary schools) has verified sufficiency per subject matter.

Board District	Region	School Name	Class/Section Name	*Count of Number of classes/sections verifying sufficiency
3	N	CLEVELAND CHS	CC ENG 10B EDGVP	1
3	N	CLEVELAND CHS	CC ENG 11B EDGVP	3
3	N	CLEVELAND CHS	CC ENG 9A EDGVP	2
3	N	CLEVELAND CHS	CC ENG 9B EDGVP	1
3	N	CLEVELAND CHS	CC GEOM B EDGVP	1
3	N	CLEVELAND CHS	CC GEOMETRY A	23
3	N	CLEVELAND CHS	CC GEOMETRY B	5
3	N	CLEVELAND CHS	CHEMISTRY:EARTH SYS A	7
3	N	CLEVELAND CHS	CONS MATH A	3
3	N	CLEVELAND CHS	CREAT WRIT	1
3	N	CLEVELAND CHS	DEV MATH SH A	2
3	N	CLEVELAND CHS	DEV READ HS A	2
3	N	CLEVELAND CHS	ECONOMICS	1
3	N	CLEVELAND CHS	ELD 1A	4
3	N	CLEVELAND CHS	ELD 2A	6
3	N	CLEVELAND CHS	ENG 10A APXL	1
3	N	CLEVELAND CHS	ENG 10B APXL	1
3	N	CLEVELAND CHS	ENG 11A APXL	1
3	N	CLEVELAND CHS	ENG 9A APXL	2
3	N	CLEVELAND CHS	ENG 9B APXL	2
3	N	CLEVELAND CHS	ENGLISH 10A	16
3	N	CLEVELAND CHS	ENGLISH 9A	16
3	N	CLEVELAND CHS	ENGLISH NON EQUIV COL	2
3	N	CLEVELAND CHS	ENV STU A	12
3	N	CLEVELAND CHS	ESL HISTORY A	1
3	N	CLEVELAND CHS	ESL SCIENCE A	1
3	N	CLEVELAND CHS	EXPOS COMP	3

***Count of Sufficiency means:** Each class (elementary schools) or section (secondary schools) has verified sufficiency per subject matter.

Board District	Region	School Name	Class/Section Name	*Count of Number of classes/sections verifying sufficiency
3	N	CLEVELAND CHS	FINANCIAL ALGEBRA 2A	7
3	N	CLEVELAND CHS	FRENCH 1A	2
3	N	CLEVELAND CHS	FRENCH 2A	2
3	N	CLEVELAND CHS	FRENCH 2A APXL	1
3	N	CLEVELAND CHS	FRENCH 3A	1
3	N	CLEVELAND CHS	FRENCH 3A EDGL	1
3	N	CLEVELAND CHS	GEOG A	4
3	N	CLEVELAND CHS	H AM LIT COMP	9
3	N	CLEVELAND CHS	H ART HIST AN A	6
3	N	CLEVELAND CHS	H BIOLOGY:LIVING EARTH A	9
3	N	CLEVELAND CHS	H CC ALGEBRA 2A	8
3	N	CLEVELAND CHS	H CC GEOMETRY A	7
3	N	CLEVELAND CHS	H CHEMISTRY:EARTH SYS A	7
3	N	CLEVELAND CHS	H ENGLISH 10A	14
3	N	CLEVELAND CHS	H ENGLISH 9A	13
3	N	CLEVELAND CHS	H GEOG A	8
3	N	CLEVELAND CHS	H HUMANITIES A	5
3	N	CLEVELAND CHS	H INTRO FORENSIC SCI A	1
3	N	CLEVELAND CHS	H KOREAN 4A	1
3	N	CLEVELAND CHS	H PHYSICS:THE UNIVERSE A	1
3	N	CLEVELAND CHS	H PHYSIOLOGY A	2
3	N	CLEVELAND CHS	H PRECALC A	6
3	N	CLEVELAND CHS	H PRIN AM DEMOCR	9
3	N	CLEVELAND CHS	H STATISTICS A	6
3	N	CLEVELAND CHS	H US HIST 20TH A	3
3	N	CLEVELAND CHS	H WHG: MOD WLD A	13
3	N	CLEVELAND CHS	H WORLD LIT	4

***Count of Sufficiency means:** Each class (elementary schools) or section (secondary schools) has verified sufficiency per subject matter.

Board District	Region	School Name	Class/Section Name	*Count of Number of classes/sections verifying sufficiency
3	N	CLEVELAND CHS	HEALTH SH	9
3	N	CLEVELAND CHS	INTRO ANTHRO	1
3	N	CLEVELAND CHS	INTRO TO ETHNIC STUDIES	7
3	N	CLEVELAND CHS	JAPAN 1A	2
3	N	CLEVELAND CHS	JAPAN 2A	2
3	N	CLEVELAND CHS	JAPAN 3A	1
3	N	CLEVELAND CHS	JAPAN 4A	1
3	N	CLEVELAND CHS	JOURNALISM 1A	1
3	N	CLEVELAND CHS	JOURNALISM 2A	1
3	N	CLEVELAND CHS	JOURNALISM 3A	1
3	N	CLEVELAND CHS	KOREAN 1A	2
3	N	CLEVELAND CHS	KOREAN 2A	2
3	N	CLEVELAND CHS	KOREAN 3A	1
3	N	CLEVELAND CHS	KOREAN 4A	1
3	N	CLEVELAND CHS	L & L EL SH 2A	3
3	N	CLEVELAND CHS	L & L EL SH A	2
3	N	CLEVELAND CHS	MARINE BIO A	1
3	N	CLEVELAND CHS	PHYSICS:THE UNIVERSE A	4
3	N	CLEVELAND CHS	PHYSICS:THE UNIVERSE B	1
3	N	CLEVELAND CHS	PHYSIOLOGY A	2
3	N	CLEVELAND CHS	PRECALC A	3
3	N	CLEVELAND CHS	PRIN AM DEM EDG	3
3	N	CLEVELAND CHS	PRIN AM DEMOCR	9
3	N	CLEVELAND CHS	PSYCH A EDG	5
3	N	CLEVELAND CHS	READ IMPR A	5
3	N	CLEVELAND CHS	READ IMPR B	2
3	N	CLEVELAND CHS	SOCIO EDG	2

***Count of Sufficiency means:** Each class (elementary schools) or section (secondary schools) has verified sufficiency per subject matter.

Board District	Region	School Name	Class/Section Name	*Count of Number of classes/sections verifying sufficiency
3	N	CLEVELAND CHS	SPAN 1A EDG	1
3	N	CLEVELAND CHS	SPAN 1B EDG	2
3	N	CLEVELAND CHS	SPAN 2A APXL	1
3	N	CLEVELAND CHS	SPAN 2A EDG	3
3	N	CLEVELAND CHS	SPAN 2B EDG	1
3	N	CLEVELAND CHS	SPAN 3A APXL	1
3	N	CLEVELAND CHS	SPAN 3B APXL	1
3	N	CLEVELAND CHS	SPAN SP 1A	1
3	N	CLEVELAND CHS	SPANISH 1A	19
3	N	CLEVELAND CHS	SPANISH 1B	3
3	N	CLEVELAND CHS	SPANISH 1B EDGVP	1
3	N	CLEVELAND CHS	SPANISH 2A	16
3	N	CLEVELAND CHS	SPANISH 2A EDGVP	1
3	N	CLEVELAND CHS	SPANISH 2B	2
3	N	CLEVELAND CHS	SPANISH 3A	3
3	N	CLEVELAND CHS	SPEECH A	1
3	N	CLEVELAND CHS	TCH FL FTBL	1
3	N	CLEVELAND CHS	US HIST 20TH A	12
3	N	CLEVELAND CHS	US HIST 20TH B	1
3	N	CLEVELAND CHS	US HIST A EDG	3
3	N	CLEVELAND CHS	US HIST A EDGVP	1
3	N	CLEVELAND CHS	US HIST B EDG	2
3	N	CLEVELAND CHS	WHG M A EDGP	3
3	N	CLEVELAND CHS	WHG M B EDGP	3
3	N	CLEVELAND CHS	WHG: MOD WLD A	18
3	N	CLEVELAND CHS	WLD OF MUSIC	2
3	N	CLEVELAND CHS	WORLD LIT	8

***Count of Sufficiency means:** Each class (elementary schools) or section (secondary schools) has verified sufficiency per subject matter.

Board District	Region	School Name	Class/Section Name	*Count of Number of classes/sections verifying sufficiency
3	N	CLEVELAND CHS	WRIT SEMINAR A	5
3	N	COHASSET ST EL	Health	28
3	N	COHASSET ST EL	History/Social Science	28
3	N	COHASSET ST EL	Mathematics	28
3	N	COHASSET ST EL	Reading/English Language Arts	28
3	N	COHASSET ST EL	Science	28
3	N	COHASSET ST EL DOS	Health	6
3	N	COHASSET ST EL DOS	History/Social Science	6
3	N	COHASSET ST EL DOS	Mathematics	6
3	N	COHASSET ST EL DOS	Reading/English Language Arts	6
3	N	COHASSET ST EL DOS	Science	6
3	N	COLFAX CEL	Health	30
3	N	COLFAX CEL	History/Social Science	30
3	N	COLFAX CEL	Mathematics	30
3	N	COLFAX CEL	Reading/English Language Arts	30
3	N	COLFAX CEL	Science	30
3	N	COLUMBUS AVE EL	Health	26
3	N	COLUMBUS AVE EL	History/Social Science	26
3	N	COLUMBUS AVE EL	Mathematics	26
3	N	COLUMBUS AVE EL	Reading/English Language Arts	26
3	N	COLUMBUS AVE EL	Science	26
3	N	DANUBE AVE EL	Health	21
3	N	DANUBE AVE EL	History/Social Science	21
3	N	DANUBE AVE EL	Mathematics	21
3	N	DANUBE AVE EL	Reading/English Language Arts	21
3	N	DANUBE AVE EL	Science	21
3	N	DARBY AVE EL	Health	23

***Count of Sufficiency means:** Each class (elementary schools) or section (secondary schools) has verified sufficiency per subject matter.

Board District	Region	School Name	Class/Section Name	*Count of Number of classes/sections verifying sufficiency
3	N	DARBY AVE EL	History/Social Science	23
3	N	DARBY AVE EL	Mathematics	23
3	N	DARBY AVE EL	Reading/English Language Arts	23
3	N	DARBY AVE EL	Science	23
3	N	DEARBORN EL CA	Health	29
3	N	DEARBORN EL CA	History/Social Science	29
3	N	DEARBORN EL CA	Mathematics	29
3	N	DEARBORN EL CA	Reading/English Language Arts	29
3	N	DEARBORN EL CA	Science	29
3	N	DIXIE CYN CC	Health	27
3	N	DIXIE CYN CC	History/Social Science	27
3	N	DIXIE CYN CC	Mathematics	27
3	N	DIXIE CYN CC	Reading/English Language Arts	27
3	N	DIXIE CYN CC	Science	27
3	N	EARHART HS	ADV ELD SH 2A	1
3	N	EARHART HS	ADV ELD SH A	1
3	N	EARHART HS	AM LIT COMP	3
3	N	EARHART HS	BIOLOGY:LIVING EARTH A	1
3	N	EARHART HS	BIOLOGY:LIVING EARTH B	3
3	N	EARHART HS	CC ALG 1 TUT LAB B	1
3	N	EARHART HS	CC ALG 2 TUT LAB A	2
3	N	EARHART HS	CC ALG 2 TUT LAB B	1
3	N	EARHART HS	CC ALGEBRA 1	1
3	N	EARHART HS	CC ALGEBRA 2A	1
3	N	EARHART HS	CC ALGEBRA 2B	1
3	N	EARHART HS	CC GEOMETRY A	1
3	N	EARHART HS	CC GEOMETRY B	1

***Count of Sufficiency means:** Each class (elementary schools) or section (secondary schools) has verified sufficiency per subject matter.

Board District	Region	School Name	Class/Section Name	*Count of Number of classes/sections verifying sufficiency
3	N	EARHART HS	CHEMISTRY:EARTH SYS A	2
3	N	EARHART HS	CHEMISTRY:EARTH SYS B	2
3	N	EARHART HS	CREAT WRIT	3
3	N	EARHART HS	ECONOMICS	2
3	N	EARHART HS	ENGLISH 10A	3
3	N	EARHART HS	ENGLISH 10B	3
3	N	EARHART HS	ENGLISH 9A	1
3	N	EARHART HS	ENGLISH 9B	2
3	N	EARHART HS	ENV STU A	2
3	N	EARHART HS	ENV STU B	1
3	N	EARHART HS	EXPOS COMP	3
3	N	EARHART HS	HEALTH SH	3
3	N	EARHART HS	INTRO TO ETHNIC STUDIES	1
3	N	EARHART HS	L & L EL SH 2A	1
3	N	EARHART HS	L & L EL SH A	1
3	N	EARHART HS	MODERN LIT	1
3	N	EARHART HS	PRIN AM DEMOCR	2
3	N	EARHART HS	SPANISH 1A	2
3	N	EARHART HS	SPANISH 1A EDGL	1
3	N	EARHART HS	SPANISH 1B	1
3	N	EARHART HS	SPANISH 1B EDGL	1
3	N	EARHART HS	SPANISH 2A	2
3	N	EARHART HS	SPANISH 2A EDGL	1
3	N	EARHART HS	SPANISH 2B	2
3	N	EARHART HS	SPANISH 2B EDGL	2
3	N	EARHART HS	URBAN ECOL A	3
3	N	EARHART HS	URBAN ECOL B	1

***Count of Sufficiency means:** Each class (elementary schools) or section (secondary schools) has verified sufficiency per subject matter.

Board District	Region	School Name	Class/Section Name	*Count of Number of classes/sections verifying sufficiency
3	N	EARHART HS	US HIST 20TH A	3
3	N	EARHART HS	US HIST 20TH B	2
3	N	EARHART HS	WHG: MOD WLD A	3
3	N	EARHART HS	WHG: MOD WLD B	3
3	N	EL ORO WAY CES	Health	20
3	N	EL ORO WAY CES	History/Social Science	20
3	N	EL ORO WAY CES	Mathematics	20
3	N	EL ORO WAY CES	Reading/English Language Arts	20
3	N	EL ORO WAY CES	Science	20
3	N	ENADIA WAY	Health	11
3	N	ENADIA WAY	History/Social Science	11
3	N	ENADIA WAY	Mathematics	11
3	N	ENADIA WAY	Reading/English Language Arts	11
3	N	ENADIA WAY	Science	11
3	N	FROST MS	ACAD LIT MS 7A	2
3	N	FROST MS	ACAD LIT MS 8A	2
3	N	FROST MS	ADV ELD MS 1A	2
3	N	FROST MS	ADV ELD MS 2A	1
3	N	FROST MS	CC MATH 6A	19
3	N	FROST MS	CC MATH 7 TUT LAB A	2
3	N	FROST MS	CC MATH 7A	15
3	N	FROST MS	CC MATH 8 TUT LAB A	2
3	N	FROST MS	CC MATH 8A	16
3	N	FROST MS	CREAT EXP MS A	1
3	N	FROST MS	DEV MATH MS A	3
3	N	FROST MS	DEV READ MS A	1
3	N	FROST MS	ELD 1A	2

***Count of Sufficiency means:** Each class (elementary schools) or section (secondary schools) has verified sufficiency per subject matter.

Board District	Region	School Name	Class/Section Name	*Count of Number of classes/sections verifying sufficiency
3	N	FROST MS	ELD 2A	2
3	N	FROST MS	ELD MS 3A	1
3	N	FROST MS	ELD MS 4A	1
3	N	FROST MS	ENG ALT CUR 6A	1
3	N	FROST MS	ENG ALT CUR 7A	1
3	N	FROST MS	ENG ALT CUR 8A	1
3	N	FROST MS	ENGLISH 6A	11
3	N	FROST MS	ENGLISH 7A	9
3	N	FROST MS	ENGLISH 8A	7
3	N	FROST MS	EXPLORATN SCI	2
3	N	FROST MS	H ACC CC ALG 1A	2
3	N	FROST MS	H ACC CC MATH 7A	3
3	N	FROST MS	H CC GEOMETRY A	1
3	N	FROST MS	H ENGLISH 6A	8
3	N	FROST MS	H ENGLISH 7A	10
3	N	FROST MS	H ENGLISH 8A	10
3	N	FROST MS	H HGH ACC CC MATH 6/7A	1
3	N	FROST MS	H HGH ACC CC MATH 8/ALG1A	1
3	N	FROST MS	H INTEG SCIENCE 7	6
3	N	FROST MS	H INTEG SCIENCE 8A	11
3	N	FROST MS	H INTEGR SCIENCE 6A	8
3	N	FROST MS	H US HIST G&C A	10
3	N	FROST MS	H WHG: ANC CIV A	8
3	N	FROST MS	H WHG: MED/MOD A	10
3	N	FROST MS	HEALTH JH	5
3	N	FROST MS	INTEG SCIENCE 7	7
3	N	FROST MS	INTEGR SCIENCE 6A	11

***Count of Sufficiency means:** Each class (elementary schools) or section (secondary schools) has verified sufficiency per subject matter.

Board District	Region	School Name	Class/Section Name	*Count of Number of classes/sections verifying sufficiency
3	N	FROST MS	INTEGR SCIENCE 8A	8
3	N	FROST MS	INTNT PB 1A MS	3
3	N	FROST MS	JOURNALS MS A	2
3	N	FROST MS	SCI/HLT AC 6A	1
3	N	FROST MS	SCI/HLT AC 7	1
3	N	FROST MS	US HIST G&C A	7
3	N	FROST MS	WHG: ANC CIV A	11
3	N	FROST MS	WHG: MED/MOD A	8
3	N	FROST MS	WIND PERC MS A	1
3	N	GAULT ST EL	Health	18
3	N	GAULT ST EL	History/Social Science	18
3	N	GAULT ST EL	Mathematics	18
3	N	GAULT ST EL	Reading/English Language Arts	18
3	N	GAULT ST EL	Science	18
3	N	GERMAIN ACAD AA	Health	31
3	N	GERMAIN ACAD AA	History/Social Science	31
3	N	GERMAIN ACAD AA	Mathematics	31
3	N	GERMAIN ACAD AA	Reading/English Language Arts	31
3	N	GERMAIN ACAD AA	Science	31
3	N	GRANADA EL	Health	21
3	N	GRANADA EL	History/Social Science	21
3	N	GRANADA EL	Mathematics	21
3	N	GRANADA EL	Reading/English Language Arts	21
3	N	GRANADA EL	Science	21
3	N	HALE CA	ADV ELD MS 1A	1
3	N	HALE CA	AGR & AN SCI A	3
3	N	HALE CA	CC MATH 6A	18

***Count of Sufficiency means:** Each class (elementary schools) or section (secondary schools) has verified sufficiency per subject matter.

Board District	Region	School Name	Class/Section Name	*Count of Number of classes/sections verifying sufficiency
3	N	HALE CA	CC MATH 7A	13
3	N	HALE CA	CC MATH 8A	15
3	N	HALE CA	CREAT EXP MS A	3
3	N	HALE CA	CREAT WRT MS A	1
3	N	HALE CA	DEV ELS MS A	2
3	N	HALE CA	DEV MATH MS A	4
3	N	HALE CA	ELD 1A	2
3	N	HALE CA	ELD 2A	2
3	N	HALE CA	ELD MS 3A	1
3	N	HALE CA	ELD MS 4A	1
3	N	HALE CA	ENG ALT CUR 6A	1
3	N	HALE CA	ENG ALT CUR 7A	1
3	N	HALE CA	ENG ALT CUR 8A	1
3	N	HALE CA	ENGLISH 6A	9
3	N	HALE CA	ENGLISH 7A	9
3	N	HALE CA	ENGLISH 8A	8
3	N	HALE CA	ETHN STUDIES-IDTY&CMTY	1
3	N	HALE CA	FLIGHT & SPACE	2
3	N	HALE CA	H ACC CC ALG 1A	4
3	N	HALE CA	H ACC CC MATH 7A	8
3	N	HALE CA	H CC GEOMETRY A	2
3	N	HALE CA	H ENGLISH 6A	11
3	N	HALE CA	H ENGLISH 7A	13
3	N	HALE CA	H ENGLISH 8A	13
3	N	HALE CA	H HGH ACC CC MATH 6/7A	2
3	N	HALE CA	H HGH ACC CC MATH 8/ALG1A	2
3	N	HALE CA	H INTEG SCIENCE 7	2

***Count of Sufficiency means:** Each class (elementary schools) or section (secondary schools) has verified sufficiency per subject matter.

Board District	Region	School Name	Class/Section Name	*Count of Number of classes/sections verifying sufficiency
3	N	HALE CA	H INTEG SCIENCE 8A	13
3	N	HALE CA	H INTEGR SCIENCE 6A	11
3	N	HALE CA	H US HIST G&C A	13
3	N	HALE CA	H WHG: ANC CIV A	11
3	N	HALE CA	H WHG: MED/MOD A	13
3	N	HALE CA	HEALTH JH	15
3	N	HALE CA	INTEG SCIENCE 7	4
3	N	HALE CA	INTEGR SCIENCE 6A	9
3	N	HALE CA	INTEGR SCIENCE 8A	8
3	N	HALE CA	LNDSC HRT MS A	1
3	N	HALE CA	MARINE SCI	1
3	N	HALE CA	SCI/HLT AC 6A	1
3	N	HALE CA	SCI/HLT AC 7	1
3	N	HALE CA	US HIST G&C A	8
3	N	HALE CA	WHG: ANC CIV A	9
3	N	HALE CA	WHG: MED/MOD A	9
3	N	HALE CA	WIND PERC MS A	1
3	N	HAMLIN CA	Health	25
3	N	HAMLIN CA	History/Social Science	25
3	N	HAMLIN CA	Mathematics	25
3	N	HAMLIN CA	Reading/English Language Arts	25
3	N	HAMLIN CA	Science	25
3	N	HART ST EL	Health	34
3	N	HART ST EL	History/Social Science	34
3	N	HART ST EL	Mathematics	34
3	N	HART ST EL	Reading/English Language Arts	34
3	N	HART ST EL	Science	34

***Count of Sufficiency means:** Each class (elementary schools) or section (secondary schools) has verified sufficiency per subject matter.

Board District	Region	School Name	Class/Section Name	*Count of Number of classes/sections verifying sufficiency
3	N	HASKELL EL STEAM MAG	Health	27
3	N	HASKELL EL STEAM MAG	History/Social Science	27
3	N	HASKELL EL STEAM MAG	Mathematics	27
3	N	HASKELL EL STEAM MAG	Reading/English Language Arts	27
3	N	HASKELL EL STEAM MAG	Science	27
3	N	HAYNES CES	Health	17
3	N	HAYNES CES	History/Social Science	17
3	N	HAYNES CES	Mathematics	17
3	N	HAYNES CES	Reading/English Language Arts	17
3	N	HAYNES CES	Science	17
3	N	HAZELTINE AVE EL	Health	30
3	N	HAZELTINE AVE EL	History/Social Science	30
3	N	HAZELTINE AVE EL	Mathematics	30
3	N	HAZELTINE AVE EL	Reading/English Language Arts	30
3	N	HAZELTINE AVE EL	Science	30
3	N	HAZELTINE AVE EL DTS	Health	10
3	N	HAZELTINE AVE EL DTS	History/Social Science	10
3	N	HAZELTINE AVE EL DTS	Mathematics	10
3	N	HAZELTINE AVE EL DTS	Reading/English Language Arts	10
3	N	HAZELTINE AVE EL DTS	Science	10
3	N	HENRY MS	ADV ELD MS 1A	1
3	N	HENRY MS	AGR & AN SCI A	1
3	N	HENRY MS	ALEKS MATH INTERVENTION	1
3	N	HENRY MS	B READ MS A	8
3	N	HENRY MS	CC GEOMETRY A	1
3	N	HENRY MS	CC MATH 6 TUT LAB A	4
3	N	HENRY MS	CC MATH 6A	14

***Count of Sufficiency means:** Each class (elementary schools) or section (secondary schools) has verified sufficiency per subject matter.

Board District	Region	School Name	Class/Section Name	*Count of Number of classes/sections verifying sufficiency
3	N	HENRY MS	CC MATH 7 TUT LAB A	1
3	N	HENRY MS	CC MATH 7A	14
3	N	HENRY MS	CC MATH 8 TUT LAB A	2
3	N	HENRY MS	CC MATH 8A	14
3	N	HENRY MS	DEV ELS MS A	3
3	N	HENRY MS	DEV READ MS A	2
3	N	HENRY MS	ELD 1A	2
3	N	HENRY MS	ELD 1B	2
3	N	HENRY MS	ELD 2A	2
3	N	HENRY MS	ELD 2B	1
3	N	HENRY MS	ELD MS 3A	1
3	N	HENRY MS	ELD MS 4A	1
3	N	HENRY MS	ENG ALT CUR 6A	1
3	N	HENRY MS	ENG ALT CUR 7A	1
3	N	HENRY MS	ENG ALT CUR 8A	1
3	N	HENRY MS	ENGLISH 6A	12
3	N	HENRY MS	ENGLISH 7A	13
3	N	HENRY MS	ENGLISH 8A	12
3	N	HENRY MS	H ACC CC ALG 1A	2
3	N	HENRY MS	H ACC CC MATH 7A	3
3	N	HENRY MS	H ENGLISH 6A	4
3	N	HENRY MS	H ENGLISH 7A	5
3	N	HENRY MS	H ENGLISH 8A	5
3	N	HENRY MS	H HGH ACC CC MATH 6/7A	3
3	N	HENRY MS	H HGH ACC CC MATH 8/ALG1A	1
3	N	HENRY MS	H INTEG SCIENCE 7	4
3	N	HENRY MS	H INTEG SCIENCE 8A	5

***Count of Sufficiency means:** Each class (elementary schools) or section (secondary schools) has verified sufficiency per subject matter.

Board District	Region	School Name	Class/Section Name	*Count of Number of classes/sections verifying sufficiency
3	N	HENRY MS	H INTEGR SCIENCE 6A	4
3	N	HENRY MS	H US HIST G&C A	5
3	N	HENRY MS	H WHG: ANC CIV A	4
3	N	HENRY MS	H WHG: MED/MOD A	5
3	N	HENRY MS	HEALTH JH	7
3	N	HENRY MS	INTEG SCIENCE 7	7
3	N	HENRY MS	INTEGR SCIENCE 6A	11
3	N	HENRY MS	INTEGR SCIENCE 8A	12
3	N	HENRY MS	INTRO PHYS COMPUTING A MS	6
3	N	HENRY MS	L & L EL MS 1A	1
3	N	HENRY MS	L & L EL MS 2A	1
3	N	HENRY MS	SCI/HLT AC 6A	1
3	N	HENRY MS	SCI/HLT AC 7	1
3	N	HENRY MS	SPANISH 1A	2
3	N	HENRY MS	US HIST G&C A	12
3	N	HENRY MS	WHG: ANC CIV A	11
3	N	HENRY MS	WHG: MED/MOD A	12
3	N	HOLMES MS	CC GEOMETRY A	1
3	N	HOLMES MS	CC MATH 6A	10
3	N	HOLMES MS	CC MATH 7A	7
3	N	HOLMES MS	CC MATH 8A	10
3	N	HOLMES MS	DEV ELS MS A	1
3	N	HOLMES MS	DEV MATH MS A	1
3	N	HOLMES MS	DEV READ MS A	1
3	N	HOLMES MS	ELD 1A	2
3	N	HOLMES MS	ELD 2A	2
3	N	HOLMES MS	ELD MS 3A	1

***Count of Sufficiency means:** Each class (elementary schools) or section (secondary schools) has verified sufficiency per subject matter.

Board District	Region	School Name	Class/Section Name	*Count of Number of classes/sections verifying sufficiency
3	N	HOLMES MS	ENG ALT CUR 6A	2
3	N	HOLMES MS	ENG ALT CUR 7A	2
3	N	HOLMES MS	ENG ALT CUR 8A	2
3	N	HOLMES MS	ENGLISH 6A	8
3	N	HOLMES MS	ENGLISH 7A	7
3	N	HOLMES MS	ENGLISH 8A	7
3	N	HOLMES MS	EXPL BIOTECH:LAB SKLS MS	1
3	N	HOLMES MS	EXPLORATN SCI	1
3	N	HOLMES MS	H ACC CC ALG 1A	3
3	N	HOLMES MS	H ACC CC MATH 7A	3
3	N	HOLMES MS	H ENGLISH 6A	4
3	N	HOLMES MS	H ENGLISH 7A	5
3	N	HOLMES MS	H ENGLISH 8A	6
3	N	HOLMES MS	H HGH ACC CC MATH 6/7A	2
3	N	HOLMES MS	H HGH ACC CC MATH 8/ALG1A	2
3	N	HOLMES MS	H INTEG SCIENCE 7	2
3	N	HOLMES MS	H INTEG SCIENCE 8A	5
3	N	HOLMES MS	H INTEGR SCIENCE 6A	4
3	N	HOLMES MS	H US HIST G&C A	5
3	N	HOLMES MS	H WHG: ANC CIV A	4
3	N	HOLMES MS	H WHG: MED/MOD A	4
3	N	HOLMES MS	HEALTH JH	4
3	N	HOLMES MS	INTEG SCIENCE 7	6
3	N	HOLMES MS	INTEGR SCIENCE 6A	8
3	N	HOLMES MS	INTEGR SCIENCE 8A	7
3	N	HOLMES MS	KOREAN 1A	1
3	N	HOLMES MS	L & L EL MS 1A	1

***Count of Sufficiency means:** Each class (elementary schools) or section (secondary schools) has verified sufficiency per subject matter.

Board District	Region	School Name	Class/Section Name	*Count of Number of classes/sections verifying sufficiency
3	N	HOLMES MS	L & L EL MS 2A	1
3	N	HOLMES MS	SCI/HLT AC 6A	2
3	N	HOLMES MS	SCI/HLT AC 7	2
3	N	HOLMES MS	SPANISH 1A	1
3	N	HOLMES MS	US HIST G&C A	8
3	N	HOLMES MS	WHG: ANC CIV A	8
3	N	HOLMES MS	WHG: MED/MOD A	8
3	N	HOLMES MS	WIND PERC MS A	1
3	N	INDEPENDENCE HS	ACADEMIC ELD 3A	1
3	N	INDEPENDENCE HS	ACADEMIC ELD 3B	1
3	N	INDEPENDENCE HS	ADV ELD SH 2A	1
3	N	INDEPENDENCE HS	ADV ELD SH 2B	1
3	N	INDEPENDENCE HS	AM LIT COMP	6
3	N	INDEPENDENCE HS	BIO:LIVING EARTH A EDGP	4
3	N	INDEPENDENCE HS	BIO:LIVING EARTH B EDGP	4
3	N	INDEPENDENCE HS	BIOLOGY:LIVING EARTH A	3
3	N	INDEPENDENCE HS	BIOLOGY:LIVING EARTH B	3
3	N	INDEPENDENCE HS	CC ALG 1A EDGP	3
3	N	INDEPENDENCE HS	CC ALG 1B EDGP	2
3	N	INDEPENDENCE HS	CC ALG 2A EDGP	2
3	N	INDEPENDENCE HS	CC ALG 2B EDGP	1
3	N	INDEPENDENCE HS	CC ALGEBRA 1	4
3	N	INDEPENDENCE HS	CC ALGEBRA 2A	5
3	N	INDEPENDENCE HS	CC ALGEBRA 2B	5
3	N	INDEPENDENCE HS	CC ENG 10A EDGP	6
3	N	INDEPENDENCE HS	CC ENG 10B EDGP	7
3	N	INDEPENDENCE HS	CC ENG 11A EDGP	3

***Count of Sufficiency means:** Each class (elementary schools) or section (secondary schools) has verified sufficiency per subject matter.

Board District	Region	School Name	Class/Section Name	*Count of Number of classes/sections verifying sufficiency
3	N	INDEPENDENCE HS	CC ENG 11B EDGP	2
3	N	INDEPENDENCE HS	CC ENG 9A EDGP	4
3	N	INDEPENDENCE HS	CC ENG 9B EDGP	4
3	N	INDEPENDENCE HS	CC GEOM A EDGP	4
3	N	INDEPENDENCE HS	CC GEOM B EDGP	5
3	N	INDEPENDENCE HS	CC GEOMETRY A	5
3	N	INDEPENDENCE HS	CC GEOMETRY B	4
3	N	INDEPENDENCE HS	CC YL ALGEBRA 1 EDGP	6
3	N	INDEPENDENCE HS	ECONOMICS	6
3	N	INDEPENDENCE HS	ECONOMICS EDGP	1
3	N	INDEPENDENCE HS	ENGLISH 10A	4
3	N	INDEPENDENCE HS	ENGLISH 10B	3
3	N	INDEPENDENCE HS	ENGLISH 9A	4
3	N	INDEPENDENCE HS	ENGLISH 9B	2
3	N	INDEPENDENCE HS	ERW A EDGP	1
3	N	INDEPENDENCE HS	ERWC A	5
3	N	INDEPENDENCE HS	EXPOS COMP	2
3	N	INDEPENDENCE HS	HEALTH SH	5
3	N	INDEPENDENCE HS	INTRO PSYCH	5
3	N	INDEPENDENCE HS	INTRO SOCIO	4
3	N	INDEPENDENCE HS	INTRO TO ETHNIC STUDIES	6
3	N	INDEPENDENCE HS	MODERN LIT	6
3	N	INDEPENDENCE HS	PHYS GEOLOGY A	6
3	N	INDEPENDENCE HS	PHYS GEOLOGY B	2
3	N	INDEPENDENCE HS	PRIN AM DEMOCR	6
3	N	INDEPENDENCE HS	SPAN 1A EDG	1
3	N	INDEPENDENCE HS	SPAN 1B EDG	2

***Count of Sufficiency means:** Each class (elementary schools) or section (secondary schools) has verified sufficiency per subject matter.

Board District	Region	School Name	Class/Section Name	*Count of Number of classes/sections verifying sufficiency
3	N	INDEPENDENCE HS	SPAN 2A EDG	2
3	N	INDEPENDENCE HS	SPAN 2B EDG	2
3	N	INDEPENDENCE HS	SPANISH 1A	1
3	N	INDEPENDENCE HS	SPANISH 2A	1
3	N	INDEPENDENCE HS	US HIST 20TH A	6
3	N	INDEPENDENCE HS	US HIST 20TH B	7
3	N	INDEPENDENCE HS	US HIST A EDGP	3
3	N	INDEPENDENCE HS	US HIST B EDGP	2
3	N	INDEPENDENCE HS	WHG M A EDGP	7
3	N	INDEPENDENCE HS	WHG M B EDGP	4
3	N	INDEPENDENCE HS	WHG: MOD WLD A	3
3	N	INDEPENDENCE HS	WHG: MOD WLD B	4
3	N	JUSTICE ST ACAD CHTR	Health	18
3	N	JUSTICE ST ACAD CHTR	History/Social Science	18
3	N	JUSTICE ST ACAD CHTR	Mathematics	18
3	N	JUSTICE ST ACAD CHTR	Reading/English Language Arts	18
3	N	JUSTICE ST ACAD CHTR	Science	18
3	N	KENNEDY SH	AFRO-AM HIST	1
3	N	KENNEDY SH	AM LIT COMP	11
3	N	KENNEDY SH	AP BIO A	2
3	N	KENNEDY SH	AP CALCULUS A	1
3	N	KENNEDY SH	AP CHEMISTRY A	1
3	N	KENNEDY SH	AP COMP SCI PRIN A	1
3	N	KENNEDY SH	AP ENG LANG A	4
3	N	KENNEDY SH	AP ENG LIT A	2
3	N	KENNEDY SH	AP ENV SCI A	2
3	N	KENNEDY SH	AP HUMAN GEO A	1

***Count of Sufficiency means:** Each class (elementary schools) or section (secondary schools) has verified sufficiency per subject matter.

Board District	Region	School Name	Class/Section Name	*Count of Number of classes/sections verifying sufficiency
3	N	KENNEDY SH	AP PHYSICS 1A	2
3	N	KENNEDY SH	AP PSYCHOLOG A	3
3	N	KENNEDY SH	AP RESEARCH A	1
3	N	KENNEDY SH	AP SEMINAR A	1
3	N	KENNEDY SH	AP SPAN LIT A	1
3	N	KENNEDY SH	AP SPAN LNG A	2
3	N	KENNEDY SH	AP ST ART 2D A	1
3	N	KENNEDY SH	AP ST ART DR A	1
3	N	KENNEDY SH	AP STATISTICS A	1
3	N	KENNEDY SH	AP US HIST A	3
3	N	KENNEDY SH	AP WLD HIST A	3
3	N	KENNEDY SH	ASTRONOMY A	1
3	N	KENNEDY SH	BIO:LIVING EARTH B EDGL	1
3	N	KENNEDY SH	BIOLOGY:LIVING EARTH A	14
3	N	KENNEDY SH	CC ALG 1B EDGL	1
3	N	KENNEDY SH	CC ALG 2 TUT LAB A	3
3	N	KENNEDY SH	CC ALGEBRA 1	20
3	N	KENNEDY SH	CC ALGEBRA 2A	13
3	N	KENNEDY SH	CC ALGEBRA 2B	1
3	N	KENNEDY SH	CC ENG 10A EDGL	2
3	N	KENNEDY SH	CC GEOMETRY A	16
3	N	KENNEDY SH	CC GEOMETRY B	1
3	N	KENNEDY SH	CHEMISTRY:EARTH SYS A	9
3	N	KENNEDY SH	CREAT WRIT	1
3	N	KENNEDY SH	DEV MATH SH A	3
3	N	KENNEDY SH	DEV READ HS A	6
3	N	KENNEDY SH	ECONOMICS	7

***Count of Sufficiency means:** Each class (elementary schools) or section (secondary schools) has verified sufficiency per subject matter.

Board District	Region	School Name	Class/Section Name	*Count of Number of classes/sections verifying sufficiency
3	N	KENNEDY SH	ELD 10A	1
3	N	KENNEDY SH	ELD 11A	1
3	N	KENNEDY SH	ELD 12A	1
3	N	KENNEDY SH	ELD 9A	1
3	N	KENNEDY SH	ENGLISH 10A	13
3	N	KENNEDY SH	ENGLISH 10B	1
3	N	KENNEDY SH	ENGLISH 9A	13
3	N	KENNEDY SH	ENGLISH 9B	1
3	N	KENNEDY SH	ENV STU A	2
3	N	KENNEDY SH	ERWC A	11
3	N	KENNEDY SH	FRENCH 1A	2
3	N	KENNEDY SH	FRENCH 2A	1
3	N	KENNEDY SH	GENETICS	4
3	N	KENNEDY SH	H ADV COMP	9
3	N	KENNEDY SH	H AM LIT COMP	6
3	N	KENNEDY SH	H BIOLOGY:LIVING EARTH A	8
3	N	KENNEDY SH	H CC ALGEBRA 1	4
3	N	KENNEDY SH	H CC ALGEBRA 2A	9
3	N	KENNEDY SH	H CC GEOMETRY A	6
3	N	KENNEDY SH	H CHEMISTRY:EARTH SYS A	6
3	N	KENNEDY SH	H ECONOMICS	1
3	N	KENNEDY SH	H ENGLISH 10A	12
3	N	KENNEDY SH	H ENGLISH 9A	10
3	N	KENNEDY SH	H FRENCH 3A	1
3	N	KENNEDY SH	H FRENCH 4A	1
3	N	KENNEDY SH	H ITALIAN 3A	1
3	N	KENNEDY SH	H MARINE BIO A	1

***Count of Sufficiency means:** Each class (elementary schools) or section (secondary schools) has verified sufficiency per subject matter.

Board District	Region	School Name	Class/Section Name	*Count of Number of classes/sections verifying sufficiency
3	N	KENNEDY SH	H PHYSICS:THE UNIVERSE A	1
3	N	KENNEDY SH	H PHYSIOLOGY A	1
3	N	KENNEDY SH	H PRECALC A	3
3	N	KENNEDY SH	H PRIN AM DEMOCR	6
3	N	KENNEDY SH	H SPANISH 1A	3
3	N	KENNEDY SH	H SPANISH 2A	5
3	N	KENNEDY SH	H SPANISH 3A	4
3	N	KENNEDY SH	H SPANISH 4A	2
3	N	KENNEDY SH	H STATISTICS A	3
3	N	KENNEDY SH	H US HIST 20TH A	5
3	N	KENNEDY SH	H WHG: MOD WLD A	8
3	N	KENNEDY SH	HEALTH SH	10
3	N	KENNEDY SH	HS INT NEW ELD A	2
3	N	KENNEDY SH	INTERACTIONS A	3
3	N	KENNEDY SH	INTRO TO ETHNIC STUDIES	10
3	N	KENNEDY SH	ITALIAN 1A	1
3	N	KENNEDY SH	ITALIAN 2A	1
3	N	KENNEDY SH	JOURNALISM 1A	1
3	N	KENNEDY SH	JOURNALISM 2A	1
3	N	KENNEDY SH	MARINE BIO A	1
3	N	KENNEDY SH	PHYSICS:THE UNIVERSE A	5
3	N	KENNEDY SH	PHYSIOLOGY A	1
3	N	KENNEDY SH	PRECALC A	2
3	N	KENNEDY SH	PRIN AM DEMOCR	7
3	N	KENNEDY SH	SPAN SP 1A	2
3	N	KENNEDY SH	SPAN SP 2A	2
3	N	KENNEDY SH	SPANISH 1A	12

***Count of Sufficiency means:** Each class (elementary schools) or section (secondary schools) has verified sufficiency per subject matter.

Board District	Region	School Name	Class/Section Name	*Count of Number of classes/sections verifying sufficiency
3	N	KENNEDY SH	SPANISH 2A	13
3	N	KENNEDY SH	US HIST 20TH A	9
3	N	KENNEDY SH	WHG: MOD WLD A	12
3	N	KENNEDY SH	ZOOLOGY	2
3	N	KESTER AVE EL	Health	24
3	N	KESTER AVE EL	History/Social Science	24
3	N	KESTER AVE EL	Mathematics	24
3	N	KESTER AVE EL	Reading/English Language Arts	24
3	N	KESTER AVE EL	Science	24
3	N	KESTER EL GIFTED MAG	Health	9
3	N	KESTER EL GIFTED MAG	History/Social Science	9
3	N	KESTER EL GIFTED MAG	Mathematics	9
3	N	KESTER EL GIFTED MAG	Reading/English Language Arts	9
3	N	KESTER EL GIFTED MAG	Science	9
3	N	KNOLLWOOD PREP ACAD	Health	21
3	N	KNOLLWOOD PREP ACAD	History/Social Science	21
3	N	KNOLLWOOD PREP ACAD	Mathematics	21
3	N	KNOLLWOOD PREP ACAD	Reading/English Language Arts	21
3	N	KNOLLWOOD PREP ACAD	Science	21
3	N	LAKE BALBOA CP K-12	ADV ELD MS 1A	1
3	N	LAKE BALBOA CP K-12	ADV ELD MS 2A	1
3	N	LAKE BALBOA CP K-12	ADV ELD SH 2A	1
3	N	LAKE BALBOA CP K-12	AM LIT COMP	5
3	N	LAKE BALBOA CP K-12	AP ENG LIT A	1
3	N	LAKE BALBOA CP K-12	AP GEOG A EDGL	6
3	N	LAKE BALBOA CP K-12	AP PSYC A EDGL	2
3	N	LAKE BALBOA CP K-12	AP SPAN A EDGL	1

***Count of Sufficiency means:** Each class (elementary schools) or section (secondary schools) has verified sufficiency per subject matter.

Board District	Region	School Name	Class/Section Name	*Count of Number of classes/sections verifying sufficiency
3	N	LAKE BALBOA CP K-12	AP WLD HIST A	1
3	N	LAKE BALBOA CP K-12	BIO:LIVING EARTH A EDGVP	3
3	N	LAKE BALBOA CP K-12	BIO:LIVING EARTH B EDGVP	2
3	N	LAKE BALBOA CP K-12	BIOLOGY:LIVING EARTH A	2
3	N	LAKE BALBOA CP K-12	CC ALG 2A EDGL	3
3	N	LAKE BALBOA CP K-12	CC ALG 2B EDGVP	1
3	N	LAKE BALBOA CP K-12	CC ALGEBRA 1	2
3	N	LAKE BALBOA CP K-12	CC ALGEBRA 2A	2
3	N	LAKE BALBOA CP K-12	CC ENG 10A EDGL	1
3	N	LAKE BALBOA CP K-12	CC ENG 11B EDGVP	1
3	N	LAKE BALBOA CP K-12	CC ENG 9A EDGVP	1
3	N	LAKE BALBOA CP K-12	CC ENG 9B EDGVP	2
3	N	LAKE BALBOA CP K-12	CC GEOM A EDGVP	1
3	N	LAKE BALBOA CP K-12	CC GEOM B EDGVP	1
3	N	LAKE BALBOA CP K-12	CC GEOMETRY A	2
3	N	LAKE BALBOA CP K-12	CC MATH 6A	2
3	N	LAKE BALBOA CP K-12	CC MATH 7A	2
3	N	LAKE BALBOA CP K-12	CC MATH 8A	2
3	N	LAKE BALBOA CP K-12	CC PRECALC A EDGL	5
3	N	LAKE BALBOA CP K-12	CHEMISTRY:EARTH SYS A	3
3	N	LAKE BALBOA CP K-12	CHEMISTRY:EARTH SYS B	1
3	N	LAKE BALBOA CP K-12	ECONOMICS	7
3	N	LAKE BALBOA CP K-12	ELD 1A	1
3	N	LAKE BALBOA CP K-12	ENGLISH 10A	3
3	N	LAKE BALBOA CP K-12	ENGLISH 10B	1
3	N	LAKE BALBOA CP K-12	ENGLISH 6A	2
3	N	LAKE BALBOA CP K-12	ENGLISH 7A	2

***Count of Sufficiency means:** Each class (elementary schools) or section (secondary schools) has verified sufficiency per subject matter.

Board District	Region	School Name	Class/Section Name	*Count of Number of classes/sections verifying sufficiency
3	N	LAKE BALBOA CP K-12	ENGLISH 8A	2
3	N	LAKE BALBOA CP K-12	ENGLISH 9A	3
3	N	LAKE BALBOA CP K-12	ENGLISH 9B	1
3	N	LAKE BALBOA CP K-12	ENGLISH NON EQUIV COL	5
3	N	LAKE BALBOA CP K-12	EXPOS COMP	5
3	N	LAKE BALBOA CP K-12	FRENCH 2A EDGL	1
3	N	LAKE BALBOA CP K-12	GEOGRAPHY FOR MS A	1
3	N	LAKE BALBOA CP K-12	GERMAN 1B EDGL	1
3	N	LAKE BALBOA CP K-12	H ACC CC ALG 1A	1
3	N	LAKE BALBOA CP K-12	H ACC CC MATH 7A	1
3	N	LAKE BALBOA CP K-12	Health	10
3	N	LAKE BALBOA CP K-12	HEALTH JH	1
3	N	LAKE BALBOA CP K-12	HEALTH SH	7
3	N	LAKE BALBOA CP K-12	History/Social Science	10
3	N	LAKE BALBOA CP K-12	INTEG SCIENCE 7	1
3	N	LAKE BALBOA CP K-12	INTEGR SCIENCE 6A	2
3	N	LAKE BALBOA CP K-12	INTEGR SCIENCE 8A	2
3	N	LAKE BALBOA CP K-12	INTRO TO ETHNIC STUDIES	1
3	N	LAKE BALBOA CP K-12	MATH NON EQUIV COL	5
3	N	LAKE BALBOA CP K-12	Mathematics	10
3	N	LAKE BALBOA CP K-12	MEX AM STU	6
3	N	LAKE BALBOA CP K-12	MODERN LIT	4
3	N	LAKE BALBOA CP K-12	PHYSIOLOGY A	1
3	N	LAKE BALBOA CP K-12	PRECALC A	3
3	N	LAKE BALBOA CP K-12	PRECALC B	3
3	N	LAKE BALBOA CP K-12	PSYCH A EDGL	3
3	N	LAKE BALBOA CP K-12	Reading/English Language Arts	10

***Count of Sufficiency means:** Each class (elementary schools) or section (secondary schools) has verified sufficiency per subject matter.

Board District	Region	School Name	Class/Section Name	*Count of Number of classes/sections verifying sufficiency
3	N	LAKE BALBOA CP K-12	Science	10
3	N	LAKE BALBOA CP K-12	SPANISH 1A	2
3	N	LAKE BALBOA CP K-12	SPANISH 1B EDGVP	1
3	N	LAKE BALBOA CP K-12	SPANISH 2A	2
3	N	LAKE BALBOA CP K-12	SPANISH 2A EDGL	4
3	N	LAKE BALBOA CP K-12	SPANISH 3A EDGL	5
3	N	LAKE BALBOA CP K-12	SPEECH A	1
3	N	LAKE BALBOA CP K-12	SPEECH MS A	1
3	N	LAKE BALBOA CP K-12	US HIST 20TH A	2
3	N	LAKE BALBOA CP K-12	US HIST G&C A	2
3	N	LAKE BALBOA CP K-12	WHG: ANC CIV A	2
3	N	LAKE BALBOA CP K-12	WHG: MED/MOD A	2
3	N	LAKE BALBOA CP K-12	WHG: MOD WLD A	3
3	N	LAKE BALBOA CP K-12	WHG: MOD WLD B	1
3	N	LAKE BALBOA CP K-12	WLD HIST A EDGL	1
3	N	LAWRENCE MS	ADV ELD MS 1A	2
3	N	LAWRENCE MS	ADV ELD MS 2A	1
3	N	LAWRENCE MS	CC MATH 6A	13
3	N	LAWRENCE MS	CC MATH 7A	12
3	N	LAWRENCE MS	CC MATH 8A	12
3	N	LAWRENCE MS	CREAT EXP MS A	1
3	N	LAWRENCE MS	EL EXPO TXT MS	1
3	N	LAWRENCE MS	ELD 1A	2
3	N	LAWRENCE MS	ELD 2A	2
3	N	LAWRENCE MS	ELD MS 3A	1
3	N	LAWRENCE MS	ELD MS 4A	1
3	N	LAWRENCE MS	ENERGY & ENVIRONMENT	1

***Count of Sufficiency means:** Each class (elementary schools) or section (secondary schools) has verified sufficiency per subject matter.

Board District	Region	School Name	Class/Section Name	*Count of Number of classes/sections verifying sufficiency
3	N	LAWRENCE MS	ENG ALT CUR 6A	1
3	N	LAWRENCE MS	ENG ALT CUR 7A	1
3	N	LAWRENCE MS	ENGLISH 6A	9
3	N	LAWRENCE MS	ENGLISH 7A	10
3	N	LAWRENCE MS	ENGLISH 8A	9
3	N	LAWRENCE MS	H ACC CC ALG 1A	2
3	N	LAWRENCE MS	H ACC CC MATH 7A	2
3	N	LAWRENCE MS	H CC GEOMETRY A	1
3	N	LAWRENCE MS	H ENGLISH 6A	6
3	N	LAWRENCE MS	H ENGLISH 7A	6
3	N	LAWRENCE MS	H ENGLISH 8A	6
3	N	LAWRENCE MS	H HGH ACC CC MATH 6/7A	2
3	N	LAWRENCE MS	H HGH ACC CC MATH 8/ALG1A	2
3	N	LAWRENCE MS	H INTEG SCIENCE 7	6
3	N	LAWRENCE MS	H INTEG SCIENCE 8A	7
3	N	LAWRENCE MS	H INTEGR SCIENCE 6A	6
3	N	LAWRENCE MS	H US HIST G&C A	6
3	N	LAWRENCE MS	H WHG: ANC CIV A	6
3	N	LAWRENCE MS	H WHG: MED/MOD A	6
3	N	LAWRENCE MS	HEALTH JH	2
3	N	LAWRENCE MS	INTEG SCIENCE 7	6
3	N	LAWRENCE MS	INTEGR SCIENCE 6A	9
3	N	LAWRENCE MS	INTEGR SCIENCE 8A	9
3	N	LAWRENCE MS	KOREAN 1A	1
3	N	LAWRENCE MS	L & L EL MS 1A	2
3	N	LAWRENCE MS	LIT SUCCESS 1A	4
3	N	LAWRENCE MS	MARINE SCI	1

***Count of Sufficiency means:** Each class (elementary schools) or section (secondary schools) has verified sufficiency per subject matter.

Board District	Region	School Name	Class/Section Name	*Count of Number of classes/sections verifying sufficiency
3	N	LAWRENCE MS	SCI/HLT AC 6A	1
3	N	LAWRENCE MS	SCI/HLT AC 7	1
3	N	LAWRENCE MS	US HIST G&C A	9
3	N	LAWRENCE MS	WHG: ANC CIV A	10
3	N	LAWRENCE MS	WHG: MED/MOD A	10
3	N	LAWRENCE MS	WIND PERC MS A	3
3	N	LEMAY ST EL	Health	19
3	N	LEMAY ST EL	History/Social Science	19
3	N	LEMAY ST EL	Mathematics	19
3	N	LEMAY ST EL	Reading/English Language Arts	19
3	N	LEMAY ST EL	Science	19
3	N	LIMERICK AVE EL	Health	26
3	N	LIMERICK AVE EL	History/Social Science	26
3	N	LIMERICK AVE EL	Mathematics	26
3	N	LIMERICK AVE EL	Reading/English Language Arts	26
3	N	LIMERICK AVE EL	Science	26
3	N	LIMERICK AVE EL DTS	Health	6
3	N	LIMERICK AVE EL DTS	History/Social Science	6
3	N	LIMERICK AVE EL DTS	Mathematics	6
3	N	LIMERICK AVE EL DTS	Reading/English Language Arts	6
3	N	LIMERICK AVE EL DTS	Science	6
3	N	LOCKHURST DR CEL	Health	24
3	N	LOCKHURST DR CEL	History/Social Science	24
3	N	LOCKHURST DR CEL	Mathematics	24
3	N	LOCKHURST DR CEL	Reading/English Language Arts	24
3	N	LOCKHURST DR CEL	Science	24
3	N	LORNE ST EL	Health	12

***Count of Sufficiency means:** Each class (elementary schools) or section (secondary schools) has verified sufficiency per subject matter.

Board District	Region	School Name	Class/Section Name	*Count of Number of classes/sections verifying sufficiency
3	N	LORNE ST EL	History/Social Science	12
3	N	LORNE ST EL	Mathematics	12
3	N	LORNE ST EL	Reading/English Language Arts	12
3	N	LORNE ST EL	Science	12
3	N	LORNE ST EL STM MAG	Health	12
3	N	LORNE ST EL STM MAG	History/Social Science	12
3	N	LORNE ST EL STM MAG	Mathematics	12
3	N	LORNE ST EL STM MAG	Reading/English Language Arts	12
3	N	LORNE ST EL STM MAG	Science	12
3	N	MAYALL ST AC A/T MAG	Health	26
3	N	MAYALL ST AC A/T MAG	History/Social Science	26
3	N	MAYALL ST AC A/T MAG	Mathematics	26
3	N	MAYALL ST AC A/T MAG	Reading/English Language Arts	26
3	N	MAYALL ST AC A/T MAG	Science	26
3	N	MELVIN AVE EL	Health	21
3	N	MELVIN AVE EL	History/Social Science	21
3	N	MELVIN AVE EL	Mathematics	21
3	N	MELVIN AVE EL	Reading/English Language Arts	21
3	N	MELVIN AVE EL	Science	21
3	N	MELVIN EL HUM/LEAD MG	Health	6
3	N	MELVIN EL HUM/LEAD MG	History/Social Science	6
3	N	MELVIN EL HUM/LEAD MG	Mathematics	6
3	N	MELVIN EL HUM/LEAD MG	Reading/English Language Arts	6
3	N	MELVIN EL HUM/LEAD MG	Science	6
3	N	MULHOLLAND MS	CC MATH 6 TUT LAB A	2
3	N	MULHOLLAND MS	CC MATH 6A	13
3	N	MULHOLLAND MS	CC MATH 7 TUT LAB A	1

***Count of Sufficiency means:** Each class (elementary schools) or section (secondary schools) has verified sufficiency per subject matter.

Board District	Region	School Name	Class/Section Name	*Count of Number of classes/sections verifying sufficiency
3	N	MULHOLLAND MS	CC MATH 7A	13
3	N	MULHOLLAND MS	CC MATH 8 TUT LAB A	2
3	N	MULHOLLAND MS	CC MATH 8A	13
3	N	MULHOLLAND MS	DEV MATH MS A	3
3	N	MULHOLLAND MS	ELD 1A	2
3	N	MULHOLLAND MS	ELD 2A	2
3	N	MULHOLLAND MS	ELD 6A	8
3	N	MULHOLLAND MS	ELD 7A	6
3	N	MULHOLLAND MS	ELD 8A	5
3	N	MULHOLLAND MS	ENG ALT CUR 6A	1
3	N	MULHOLLAND MS	ENG ALT CUR 7A	1
3	N	MULHOLLAND MS	ENG ALT CUR 8A	1
3	N	MULHOLLAND MS	ENGLISH 6A	11
3	N	MULHOLLAND MS	ENGLISH 7A	12
3	N	MULHOLLAND MS	ENGLISH 8A	12
3	N	MULHOLLAND MS	ESL HISTORY A	1
3	N	MULHOLLAND MS	ESL MATH A	1
3	N	MULHOLLAND MS	ESL SCIENCE A	1
3	N	MULHOLLAND MS	EXPLORATN SCI	1
3	N	MULHOLLAND MS	FORENSIC SC MS	2
3	N	MULHOLLAND MS	H ACC CC ALG 1A	2
3	N	MULHOLLAND MS	H ACC CC MATH 7A	2
3	N	MULHOLLAND MS	H ENGLISH 6A	3
3	N	MULHOLLAND MS	H ENGLISH 7A	3
3	N	MULHOLLAND MS	H ENGLISH 8A	3
3	N	MULHOLLAND MS	H HGH ACC CC MATH 6/7A	1
3	N	MULHOLLAND MS	H INTEG SCIENCE 8A	2

***Count of Sufficiency means:** Each class (elementary schools) or section (secondary schools) has verified sufficiency per subject matter.

Board District	Region	School Name	Class/Section Name	*Count of Number of classes/sections verifying sufficiency
3	N	MULHOLLAND MS	H INTEGR SCIENCE 6A	3
3	N	MULHOLLAND MS	H US HIST G&C A	3
3	N	MULHOLLAND MS	H WHG: ANC CIV A	3
3	N	MULHOLLAND MS	H WHG: MED/MOD A	3
3	N	MULHOLLAND MS	HEALTH JH	10
3	N	MULHOLLAND MS	I AMERICAN	1
3	N	MULHOLLAND MS	INTEG SCIENCE 7	5
3	N	MULHOLLAND MS	INTEGR SCIENCE 6A	11
3	N	MULHOLLAND MS	INTEGR SCIENCE 8A	13
3	N	MULHOLLAND MS	POL ACAD CSI	1
3	N	MULHOLLAND MS	SCI/HLT AC 6A	1
3	N	MULHOLLAND MS	US HIST G&C A	12
3	N	MULHOLLAND MS	WHG: ANC CIV A	11
3	N	MULHOLLAND MS	WHG: MED/MOD A	12
3	N	NAPA ST EL	Health	23
3	N	NAPA ST EL	History/Social Science	23
3	N	NAPA ST EL	Mathematics	23
3	N	NAPA ST EL	Reading/English Language Arts	23
3	N	NAPA ST EL	Science	23
3	N	NAPA ST EL DTS	Health	8
3	N	NAPA ST EL DTS	History/Social Science	8
3	N	NAPA ST EL DTS	Mathematics	8
3	N	NAPA ST EL DTS	Reading/English Language Arts	8
3	N	NAPA ST EL DTS	Science	8
3	N	NEVADA AVE EL	Health	16
3	N	NEVADA AVE EL	History/Social Science	16
3	N	NEVADA AVE EL	Mathematics	16

***Count of Sufficiency means:** Each class (elementary schools) or section (secondary schools) has verified sufficiency per subject matter.

Board District	Region	School Name	Class/Section Name	*Count of Number of classes/sections verifying sufficiency
3	N	NEVADA AVE EL	Reading/English Language Arts	16
3	N	NEVADA AVE EL	Science	16
3	N	NEVADA AVE EL DTS	Health	8
3	N	NEVADA AVE EL DTS	History/Social Science	8
3	N	NEVADA AVE EL DTS	Mathematics	8
3	N	NEVADA AVE EL DTS	Reading/English Language Arts	8
3	N	NEVADA AVE EL DTS	Science	8
3	N	NO HOLLYWD SH	ACADEMIC ELD 3A	1
3	N	NO HOLLYWD SH	ACADEMIC ELD 4A	1
3	N	NO HOLLYWD SH	ADV ELD SH 2A	1
3	N	NO HOLLYWD SH	ADV ELD SH A	1
3	N	NO HOLLYWD SH	AFRO-AM STU	1
3	N	NO HOLLYWD SH	AM LIT COMP	6
3	N	NO HOLLYWD SH	AP ART HIS A	1
3	N	NO HOLLYWD SH	AP BIO A	4
3	N	NO HOLLYWD SH	AP CALCULUS A	5
3	N	NO HOLLYWD SH	AP CALCULUS B	3
3	N	NO HOLLYWD SH	AP CHEMISTRY A	4
3	N	NO HOLLYWD SH	AP COMP SC A A	2
3	N	NO HOLLYWD SH	AP COMP SCI PRIN A CTE	2
3	N	NO HOLLYWD SH	AP ENG LANG A	7
3	N	NO HOLLYWD SH	AP ENG LIT A	7
3	N	NO HOLLYWD SH	AP ENV SCI A	6
3	N	NO HOLLYWD SH	AP EUR HIS A	1
3	N	NO HOLLYWD SH	AP GOVT & POL	8
3	N	NO HOLLYWD SH	AP MUSIC THY A	1
3	N	NO HOLLYWD SH	AP PHY:C MEC	1

***Count of Sufficiency means:** Each class (elementary schools) or section (secondary schools) has verified sufficiency per subject matter.

Board District	Region	School Name	Class/Section Name	*Count of Number of classes/sections verifying sufficiency
3	N	NO HOLLYWD SH	AP PHYSICS 1A	3
3	N	NO HOLLYWD SH	AP PRE-CALC A	3
3	N	NO HOLLYWD SH	AP PSYCHOLOG A	3
3	N	NO HOLLYWD SH	AP RESEARCH A	1
3	N	NO HOLLYWD SH	AP SEMINAR A	1
3	N	NO HOLLYWD SH	AP SPAN LIT A	1
3	N	NO HOLLYWD SH	AP SPAN LNG A	5
3	N	NO HOLLYWD SH	AP STATISTICS A	5
3	N	NO HOLLYWD SH	AP US HIST A	7
3	N	NO HOLLYWD SH	AP WLD HIST A	8
3	N	NO HOLLYWD SH	BIOLOGY:LIVING EARTH A	13
3	N	NO HOLLYWD SH	CC ALG 2 TUT LAB A	1
3	N	NO HOLLYWD SH	CC ALGEBRA 1	16
3	N	NO HOLLYWD SH	CC ALGEBRA 2A	11
3	N	NO HOLLYWD SH	CC GEOMETRY A	15
3	N	NO HOLLYWD SH	CHEMISTRY:EARTH SYS A	7
3	N	NO HOLLYWD SH	DEV ELS SH A	4
3	N	NO HOLLYWD SH	DEV MATH SH A	3
3	N	NO HOLLYWD SH	DEV READ HS A	5
3	N	NO HOLLYWD SH	DISCR MATH A	1
3	N	NO HOLLYWD SH	ELD 1A	2
3	N	NO HOLLYWD SH	ELD 2A	2
3	N	NO HOLLYWD SH	ENGLISH 10A	11
3	N	NO HOLLYWD SH	ENGLISH 9A	13
3	N	NO HOLLYWD SH	ENV STU A	3
3	N	NO HOLLYWD SH	EXPOS COMP	9
3	N	NO HOLLYWD SH	H AM LIT COMP	5

***Count of Sufficiency means:** Each class (elementary schools) or section (secondary schools) has verified sufficiency per subject matter.

Board District	Region	School Name	Class/Section Name	*Count of Number of classes/sections verifying sufficiency
3	N	NO HOLLYWD SH	H BIOLOGY:LIVING EARTH A	13
3	N	NO HOLLYWD SH	H BIOLOGY:LIVING EARTH B	1
3	N	NO HOLLYWD SH	H CC ALGEBRA 1	3
3	N	NO HOLLYWD SH	H CC ALGEBRA 2A	9
3	N	NO HOLLYWD SH	H CC GEOMETRY A	8
3	N	NO HOLLYWD SH	H CHEMISTRY:EARTH SYS A	10
3	N	NO HOLLYWD SH	H CHEMISTRY:EARTH SYS B	1
3	N	NO HOLLYWD SH	H ENGLISH 10A	14
3	N	NO HOLLYWD SH	H ENGLISH 9A	15
3	N	NO HOLLYWD SH	H EXPOS COMP	7
3	N	NO HOLLYWD SH	H MARINE BIO A	4
3	N	NO HOLLYWD SH	H PHYSICS:THE UNIVERSE A	3
3	N	NO HOLLYWD SH	H PHYSIOLOGY A	5
3	N	NO HOLLYWD SH	H PRECALC A	5
3	N	NO HOLLYWD SH	H PRIN AM DEMOCR	4
3	N	NO HOLLYWD SH	H SPANISH 1A	2
3	N	NO HOLLYWD SH	H SPANISH 2A	3
3	N	NO HOLLYWD SH	H SPANISH 3A	2
3	N	NO HOLLYWD SH	H STATISTICS A	2
3	N	NO HOLLYWD SH	H US HIST 20TH A	4
3	N	NO HOLLYWD SH	H WHG: MOD WLD A	4
3	N	NO HOLLYWD SH	HEALTH SH	10
3	N	NO HOLLYWD SH	INT DATA SCI A	2
3	N	NO HOLLYWD SH	INTERACTIONS A	8
3	N	NO HOLLYWD SH	INTERACTIONS B	1
3	N	NO HOLLYWD SH	INTRO PSYCH	3
3	N	NO HOLLYWD SH	INTRO TO ETHNIC STUDIES	9

***Count of Sufficiency means:** Each class (elementary schools) or section (secondary schools) has verified sufficiency per subject matter.

Board District	Region	School Name	Class/Section Name	*Count of Number of classes/sections verifying sufficiency
3	N	NO HOLLYWD SH	JOURNALISM 1A	1
3	N	NO HOLLYWD SH	JOURNALISM 2A	1
3	N	NO HOLLYWD SH	L & L EL SH 2A	1
3	N	NO HOLLYWD SH	L & L EL SH A	3
3	N	NO HOLLYWD SH	MARINE BIO A	2
3	N	NO HOLLYWD SH	PHYSICS:THE UNIVERSE A	2
3	N	NO HOLLYWD SH	PHYSIOLOGY A	3
3	N	NO HOLLYWD SH	PRECALC A	1
3	N	NO HOLLYWD SH	PRIN AM DEMOCR	8
3	N	NO HOLLYWD SH	SPAN SP 1A	4
3	N	NO HOLLYWD SH	SPAN SP 2A	5
3	N	NO HOLLYWD SH	SPANISH 1A	16
3	N	NO HOLLYWD SH	SPANISH 1A EDGL	1
3	N	NO HOLLYWD SH	SPANISH 1B EDGL	1
3	N	NO HOLLYWD SH	SPANISH 2A	12
3	N	NO HOLLYWD SH	SPANISH 3A	6
3	N	NO HOLLYWD SH	STAT & PROB A	4
3	N	NO HOLLYWD SH	US HIST 20TH A	7
3	N	NO HOLLYWD SH	WHG M A EDGP	1
3	N	NO HOLLYWD SH	WHG M B EDGP	1
3	N	NO HOLLYWD SH	WHG: MOD WLD A	11
3	N	NO HOLLYWD SH	ZOOLOGY	2
3	N	NOBEL CMS	ACAD LIT MS 6A	1
3	N	NOBEL CMS	ACAD LIT MS 7A	3
3	N	NOBEL CMS	ACAD LIT MS 8A	2
3	N	NOBEL CMS	CC MATH 6 TUT LAB A	2
3	N	NOBEL CMS	CC MATH 6A	16

***Count of Sufficiency means:** Each class (elementary schools) or section (secondary schools) has verified sufficiency per subject matter.

Board District	Region	School Name	Class/Section Name	*Count of Number of classes/sections verifying sufficiency
3	N	NOBEL CMS	CC MATH 7 TUT LAB A	3
3	N	NOBEL CMS	CC MATH 7A	12
3	N	NOBEL CMS	CC MATH 8 TUT LAB A	3
3	N	NOBEL CMS	CC MATH 8A	16
3	N	NOBEL CMS	DEV MATH MS A	3
3	N	NOBEL CMS	DEV READ MS A	4
3	N	NOBEL CMS	ELD 6A	1
3	N	NOBEL CMS	ELD 7A	1
3	N	NOBEL CMS	ELD 8A	1
3	N	NOBEL CMS	ENGLISH 6A	13
3	N	NOBEL CMS	ENGLISH 7A	14
3	N	NOBEL CMS	ENGLISH 8A	13
3	N	NOBEL CMS	ENV STUDIES MS	2
3	N	NOBEL CMS	ETHN STUDIES-IDTY&CMTY	1
3	N	NOBEL CMS	EXPL CULIN CHEMISTRY	1
3	N	NOBEL CMS	FORENSIC SC MS	2
3	N	NOBEL CMS	H ACC CC ALG 1A	7
3	N	NOBEL CMS	H ACC CC MATH 7A	8
3	N	NOBEL CMS	H CC GEOMETRY A	3
3	N	NOBEL CMS	H ENGLISH 6A	11
3	N	NOBEL CMS	H ENGLISH 7A	10
3	N	NOBEL CMS	H ENGLISH 8A	11
3	N	NOBEL CMS	H HGH ACC CC MATH 6/7A	6
3	N	NOBEL CMS	H HGH ACC CC MATH 8/ALG1A	4
3	N	NOBEL CMS	H INTEG SCIENCE 7	6
3	N	NOBEL CMS	H INTEG SCIENCE 8A	11
3	N	NOBEL CMS	H INTEGR SCIENCE 6A	11

***Count of Sufficiency means:** Each class (elementary schools) or section (secondary schools) has verified sufficiency per subject matter.

Board District	Region	School Name	Class/Section Name	*Count of Number of classes/sections verifying sufficiency
3	N	NOBEL CMS	H US HIST G&C A	11
3	N	NOBEL CMS	H WHG: ANC CIV A	11
3	N	NOBEL CMS	H WHG: MED/MOD A	10
3	N	NOBEL CMS	HEALTH JH	10
3	N	NOBEL CMS	INTEG SCIENCE 7	5
3	N	NOBEL CMS	INTEGR SCIENCE 6A	11
3	N	NOBEL CMS	INTEGR SCIENCE 8A	14
3	N	NOBEL CMS	LIT SUCCESS 1A	2
3	N	NOBEL CMS	MARINE SCI	1
3	N	NOBEL CMS	MS INT NEW ELD A	2
3	N	NOBEL CMS	SPANISH 1A	3
3	N	NOBEL CMS	US HIST G&C A	12
3	N	NOBEL CMS	WHG: ANC CIV A	13
3	N	NOBEL CMS	WHG: MED/MOD A	12
3	N	NOBEL CMS	WIND PERC MS A	1
3	N	NORTHRIDGE ACAD SH	ADV ELD SH A	2
3	N	NORTHRIDGE ACAD SH	AM LIT COMP	5
3	N	NORTHRIDGE ACAD SH	AP BIO A	1
3	N	NORTHRIDGE ACAD SH	AP CALCULUS A	1
3	N	NORTHRIDGE ACAD SH	AP CALCULUS B	1
3	N	NORTHRIDGE ACAD SH	AP CHEMISTRY A	1
3	N	NORTHRIDGE ACAD SH	AP COMP SCI PRIN A	1
3	N	NORTHRIDGE ACAD SH	AP ENG LANG A	1
3	N	NORTHRIDGE ACAD SH	AP ENG LIT A	1
3	N	NORTHRIDGE ACAD SH	AP ENV SCI A	1
3	N	NORTHRIDGE ACAD SH	AP GOVT & POL	2
3	N	NORTHRIDGE ACAD SH	AP HUMAN GEO A	1

***Count of Sufficiency means:** Each class (elementary schools) or section (secondary schools) has verified sufficiency per subject matter.

Board District	Region	School Name	Class/Section Name	*Count of Number of classes/sections verifying sufficiency
3	N	NORTHRIDGE ACAD SH	AP SPAN LNG A	1
3	N	NORTHRIDGE ACAD SH	AP US HIST A	1
3	N	NORTHRIDGE ACAD SH	AP WLD HIST A	1
3	N	NORTHRIDGE ACAD SH	BIOLOGY:LIVING EARTH A	8
3	N	NORTHRIDGE ACAD SH	CALLIGRAPHY A	1
3	N	NORTHRIDGE ACAD SH	CC ALGEBRA 1	8
3	N	NORTHRIDGE ACAD SH	CC ALGEBRA 2A	6
3	N	NORTHRIDGE ACAD SH	CC GEOMETRY A	6
3	N	NORTHRIDGE ACAD SH	CHEMISTRY:EARTH SYS A	6
3	N	NORTHRIDGE ACAD SH	DEV ELS SH A	3
3	N	NORTHRIDGE ACAD SH	DEV MATH SH A	2
3	N	NORTHRIDGE ACAD SH	DEV READ HS A	9
3	N	NORTHRIDGE ACAD SH	ENGLISH 10A	5
3	N	NORTHRIDGE ACAD SH	ENGLISH 9A	6
3	N	NORTHRIDGE ACAD SH	ERWC A	5
3	N	NORTHRIDGE ACAD SH	H AM LIT COMP	2
3	N	NORTHRIDGE ACAD SH	H BIOLOGY:LIVING EARTH A	2
3	N	NORTHRIDGE ACAD SH	H CC ALGEBRA 1	1
3	N	NORTHRIDGE ACAD SH	H CC ALGEBRA 2A	1
3	N	NORTHRIDGE ACAD SH	H CC GEOMETRY A	1
3	N	NORTHRIDGE ACAD SH	H CHEMISTRY:EARTH SYS A	2
3	N	NORTHRIDGE ACAD SH	H ENGLISH 10A	3
3	N	NORTHRIDGE ACAD SH	H ENGLISH 9A	1
3	N	NORTHRIDGE ACAD SH	H PRIN AM DEMOCR	1
3	N	NORTHRIDGE ACAD SH	H US HIST 20TH A	1
3	N	NORTHRIDGE ACAD SH	H WHG: MOD WLD A	2
3	N	NORTHRIDGE ACAD SH	HEALTH SH	5

***Count of Sufficiency means:** Each class (elementary schools) or section (secondary schools) has verified sufficiency per subject matter.

Board District	Region	School Name	Class/Section Name	*Count of Number of classes/sections verifying sufficiency
3	N	NORTHRIDGE ACAD SH	HUMANITIES A	1
3	N	NORTHRIDGE ACAD SH	INTRO PSYCH	1
3	N	NORTHRIDGE ACAD SH	INTRO TO ETHNIC STUDIES	3
3	N	NORTHRIDGE ACAD SH	LAT AM STU	1
3	N	NORTHRIDGE ACAD SH	PHYSICS:THE UNIVERSE A	3
3	N	NORTHRIDGE ACAD SH	PHYSIOLOGY A	1
3	N	NORTHRIDGE ACAD SH	PRECALC A	2
3	N	NORTHRIDGE ACAD SH	PRIN AM DEMOCR	4
3	N	NORTHRIDGE ACAD SH	SCI FI LIT	1
3	N	NORTHRIDGE ACAD SH	SPAN SP 1A	2
3	N	NORTHRIDGE ACAD SH	SPAN SP 2A	2
3	N	NORTHRIDGE ACAD SH	SPANISH 1A	7
3	N	NORTHRIDGE ACAD SH	SPANISH 2A	7
3	N	NORTHRIDGE ACAD SH	SPANISH 3A	2
3	N	NORTHRIDGE ACAD SH	STAT & PROB A	1
3	N	NORTHRIDGE ACAD SH	TC MATH STAT A	3
3	N	NORTHRIDGE ACAD SH	US HIST 20TH A	5
3	N	NORTHRIDGE ACAD SH	WHG: MOD WLD A	5
3	N	NORTHRIDGE MS	ACAD LIT MS 6A	7
3	N	NORTHRIDGE MS	ACAD LIT MS 7A	5
3	N	NORTHRIDGE MS	ACAD LIT MS 8A	6
3	N	NORTHRIDGE MS	ADV ELD MS 1A	2
3	N	NORTHRIDGE MS	ADV ELD MS 2A	2
3	N	NORTHRIDGE MS	CC MATH 6 TUT LAB A	9
3	N	NORTHRIDGE MS	CC MATH 6 TUT LAB B	1
3	N	NORTHRIDGE MS	CC MATH 6A	11
3	N	NORTHRIDGE MS	CC MATH 7 TUT LAB A	10

***Count of Sufficiency means:** Each class (elementary schools) or section (secondary schools) has verified sufficiency per subject matter.

Board District	Region	School Name	Class/Section Name	*Count of Number of classes/sections verifying sufficiency
3	N	NORTHRIDGE MS	CC MATH 7A	11
3	N	NORTHRIDGE MS	CC MATH 8 TUT LAB A	9
3	N	NORTHRIDGE MS	CC MATH 8A	10
3	N	NORTHRIDGE MS	CONS MATH A	3
3	N	NORTHRIDGE MS	CREAT EXP MS A	5
3	N	NORTHRIDGE MS	DEV ELS MS A	3
3	N	NORTHRIDGE MS	DEV READ MS A	3
3	N	NORTHRIDGE MS	ELD 1A	4
3	N	NORTHRIDGE MS	ELD 2A	4
3	N	NORTHRIDGE MS	ELD MS 3A	2
3	N	NORTHRIDGE MS	ELD MS 4A	2
3	N	NORTHRIDGE MS	ENG ALT CUR 6A	1
3	N	NORTHRIDGE MS	ENG ALT CUR 7A	2
3	N	NORTHRIDGE MS	ENG ALT CUR 8A	2
3	N	NORTHRIDGE MS	ENGLISH 6A	9
3	N	NORTHRIDGE MS	ENGLISH 7A	7
3	N	NORTHRIDGE MS	ENGLISH 8A	9
3	N	NORTHRIDGE MS	ETHN STUDIES-IDTY&CMTY	2
3	N	NORTHRIDGE MS	EXPLORATN SCI	6
3	N	NORTHRIDGE MS	H ACC CC MATH 7A	1
3	N	NORTHRIDGE MS	H ENGLISH 6A	2
3	N	NORTHRIDGE MS	H ENGLISH 7A	2
3	N	NORTHRIDGE MS	H ENGLISH 8A	2
3	N	NORTHRIDGE MS	H HGH ACC CC MATH 8/ALG1A	1
3	N	NORTHRIDGE MS	H INTEG SCIENCE 7	1
3	N	NORTHRIDGE MS	H INTEG SCIENCE 8A	2
3	N	NORTHRIDGE MS	H INTEGR SCIENCE 6A	2

***Count of Sufficiency means:** Each class (elementary schools) or section (secondary schools) has verified sufficiency per subject matter.

Board District	Region	School Name	Class/Section Name	*Count of Number of classes/sections verifying sufficiency
3	N	NORTHRIDGE MS	H US HIST G&C A	1
3	N	NORTHRIDGE MS	H US HIST G&C B	1
3	N	NORTHRIDGE MS	H WHG: ANC CIV A	2
3	N	NORTHRIDGE MS	H WHG: MED/MOD A	2
3	N	NORTHRIDGE MS	INTEG SCIENCE 7	11
3	N	NORTHRIDGE MS	INTEGR SCIENCE 6A	9
3	N	NORTHRIDGE MS	INTEGR SCIENCE 8A	9
3	N	NORTHRIDGE MS	JOURNALS MS A	1
3	N	NORTHRIDGE MS	LIT SUCCESS 1A	4
3	N	NORTHRIDGE MS	LIT SUCCESS 1B	1
3	N	NORTHRIDGE MS	LIT SUCCESS 2A	2
3	N	NORTHRIDGE MS	SCI/HLT AC 6A	2
3	N	NORTHRIDGE MS	SCI/HLT AC 7	3
3	N	NORTHRIDGE MS	SPEECH MS A	1
3	N	NORTHRIDGE MS	US HIST G&C A	9
3	N	NORTHRIDGE MS	WHG: ANC CIV A	9
3	N	NORTHRIDGE MS	WHG: MED/MOD A	10
3	N	OWENSMOUTH HS	ACADEMIC ELD 3A	1
3	N	OWENSMOUTH HS	ACADEMIC ELD 3B	1
3	N	OWENSMOUTH HS	ACADEMIC ELD 4A	1
3	N	OWENSMOUTH HS	ACADEMIC ELD 4B	1
3	N	OWENSMOUTH HS	ADV ELD SH 2A	2
3	N	OWENSMOUTH HS	ADV ELD SH 2B	1
3	N	OWENSMOUTH HS	ADV ELD SH A	1
3	N	OWENSMOUTH HS	ADV ELD SH B	1
3	N	OWENSMOUTH HS	AM LIT COMP	5
3	N	OWENSMOUTH HS	BIO:LIVING EARTH A EDGP	3

***Count of Sufficiency means:** Each class (elementary schools) or section (secondary schools) has verified sufficiency per subject matter.

Board District	Region	School Name	Class/Section Name	*Count of Number of classes/sections verifying sufficiency
3	N	OWENSMOUTH HS	BIO:LIVING EARTH B EDGP	3
3	N	OWENSMOUTH HS	BIOLOGY:LIVING EARTH A	4
3	N	OWENSMOUTH HS	BIOLOGY:LIVING EARTH B	5
3	N	OWENSMOUTH HS	CC ALGEBRA 1	3
3	N	OWENSMOUTH HS	CC ALGEBRA 2A	4
3	N	OWENSMOUTH HS	CC ALGEBRA 2B	3
3	N	OWENSMOUTH HS	CC GEOMETRY A	4
3	N	OWENSMOUTH HS	CC GEOMETRY B	4
3	N	OWENSMOUTH HS	CHEM IN EAR SYS A EDGP	2
3	N	OWENSMOUTH HS	CHEMISTRY:EARTH SYS A	4
3	N	OWENSMOUTH HS	CHEMISTRY:EARTH SYS B	5
3	N	OWENSMOUTH HS	ENGLISH 10A	3
3	N	OWENSMOUTH HS	ENGLISH 10B	5
3	N	OWENSMOUTH HS	ENGLISH 9A	4
3	N	OWENSMOUTH HS	ENGLISH 9B	1
3	N	OWENSMOUTH HS	EXPOS COMP	4
3	N	OWENSMOUTH HS	HEALTH SH	3
3	N	OWENSMOUTH HS	L & L EL SH A	1
3	N	OWENSMOUTH HS	MODERN LIT	4
3	N	OWENSMOUTH HS	SPANISH 1A	5
3	N	OWENSMOUTH HS	SPANISH 1B	3
3	N	OWENSMOUTH HS	SPANISH 2A	2
3	N	OWENSMOUTH HS	SPANISH 2B	4
3	N	PARTHENIA AC ART TEC	Health	25
3	N	PARTHENIA AC ART TEC	History/Social Science	25
3	N	PARTHENIA AC ART TEC	Mathematics	25
3	N	PARTHENIA AC ART TEC	Reading/English Language Arts	25

***Count of Sufficiency means:** Each class (elementary schools) or section (secondary schools) has verified sufficiency per subject matter.

Board District	Region	School Name	Class/Section Name	*Count of Number of classes/sections verifying sufficiency
3	N	PARTHENIA AC ART TEC	Science	25
3	N	PARTHENIA EL AAT DTS	Health	2
3	N	PARTHENIA EL AAT DTS	History/Social Science	2
3	N	PARTHENIA EL AAT DTS	Mathematics	2
3	N	PARTHENIA EL AAT DTS	Reading/English Language Arts	2
3	N	PARTHENIA EL AAT DTS	Science	2
3	N	PEARL SH JRNLS/CMM MG	AM IND STU	1
3	N	PEARL SH JRNLS/CMM MG	AM LIT COMP	1
3	N	PEARL SH JRNLS/CMM MG	AP AFRICAN-AM STU A	1
3	N	PEARL SH JRNLS/CMM MG	AP CALCULUS A	1
3	N	PEARL SH JRNLS/CMM MG	AP ENG LANG A	1
3	N	PEARL SH JRNLS/CMM MG	AP ENG LIT A	1
3	N	PEARL SH JRNLS/CMM MG	AP GOVT & POL	1
3	N	PEARL SH JRNLS/CMM MG	AP MA ECO APXL	1
3	N	PEARL SH JRNLS/CMM MG	AP SPAN A EDGL	3
3	N	PEARL SH JRNLS/CMM MG	AP STAT A APXL	1
3	N	PEARL SH JRNLS/CMM MG	AP US HIST A	1
3	N	PEARL SH JRNLS/CMM MG	AP WLD HIST A	1
3	N	PEARL SH JRNLS/CMM MG	BIO:LIVING EARTH B EDGVP	1
3	N	PEARL SH JRNLS/CMM MG	BIOLOGY:LIVING EARTH A	2
3	N	PEARL SH JRNLS/CMM MG	CC ALGEBRA 1	2
3	N	PEARL SH JRNLS/CMM MG	CC ALGEBRA 2A	3
3	N	PEARL SH JRNLS/CMM MG	CC ENG 10A EDGVP	1
3	N	PEARL SH JRNLS/CMM MG	CC GEOM B EDGP	1
3	N	PEARL SH JRNLS/CMM MG	CC GEOMETRY A	2
3	N	PEARL SH JRNLS/CMM MG	CHEMISTRY:EARTH SYS A	2
3	N	PEARL SH JRNLS/CMM MG	ENGLISH 10A	1

***Count of Sufficiency means:** Each class (elementary schools) or section (secondary schools) has verified sufficiency per subject matter.

Board District	Region	School Name	Class/Section Name	*Count of Number of classes/sections verifying sufficiency
3	N	PEARL SH JRNLS/CMM MG	ENGLISH 9A	2
3	N	PEARL SH JRNLS/CMM MG	ERWC A	2
3	N	PEARL SH JRNLS/CMM MG	FRENCH 3A EDGL	1
3	N	PEARL SH JRNLS/CMM MG	H BIOLOGY:LIVING EARTH A	1
3	N	PEARL SH JRNLS/CMM MG	H CHEMISTRY:EARTH SYS A	1
3	N	PEARL SH JRNLS/CMM MG	H ENGLISH 10A	1
3	N	PEARL SH JRNLS/CMM MG	H ENGLISH 9A	1
3	N	PEARL SH JRNLS/CMM MG	HEALTH SH	2
3	N	PEARL SH JRNLS/CMM MG	JOURNALISM 2A	1
3	N	PEARL SH JRNLS/CMM MG	JOURNALISM 3A	1
3	N	PEARL SH JRNLS/CMM MG	PHYSICS:THE UNIVERSE A	2
3	N	PEARL SH JRNLS/CMM MG	PORTUGUESE 1A	1
3	N	PEARL SH JRNLS/CMM MG	PRECALC A	1
3	N	PEARL SH JRNLS/CMM MG	PRIN AM DEMOCR	2
3	N	PEARL SH JRNLS/CMM MG	PSYCH A EDGL	1
3	N	PEARL SH JRNLS/CMM MG	RUSSIAN 1A	1
3	N	PEARL SH JRNLS/CMM MG	RUSSIAN 1B	1
3	N	PEARL SH JRNLS/CMM MG	SPANISH 1A	2
3	N	PEARL SH JRNLS/CMM MG	SPANISH 2A	2
3	N	PEARL SH JRNLS/CMM MG	SPANISH 2A EDGL	1
3	N	PEARL SH JRNLS/CMM MG	SPANISH 3A	1
3	N	PEARL SH JRNLS/CMM MG	US HIST 20TH A	2
3	N	PEARL SH JRNLS/CMM MG	WHG: MOD WLD A	1
3	N	POMELO ARTS/SCI MAG	Health	6
3	N	POMELO ARTS/SCI MAG	History/Social Science	6
3	N	POMELO ARTS/SCI MAG	Mathematics	6
3	N	POMELO ARTS/SCI MAG	Reading/English Language Arts	6

***Count of Sufficiency means:** Each class (elementary schools) or section (secondary schools) has verified sufficiency per subject matter.

Board District	Region	School Name	Class/Section Name	*Count of Number of classes/sections verifying sufficiency
3	N	POMELO ARTS/SCI MAG	Science	6
3	N	POMELO COMMUNITY CS	Health	23
3	N	POMELO COMMUNITY CS	History/Social Science	23
3	N	POMELO COMMUNITY CS	Mathematics	23
3	N	POMELO COMMUNITY CS	Reading/English Language Arts	23
3	N	POMELO COMMUNITY CS	Science	23
3	N	PORTER MS	CC GEOMETRY A	1
3	N	PORTER MS	CC MATH 6A	14
3	N	PORTER MS	CC MATH 7A	14
3	N	PORTER MS	CC MATH 8A	13
3	N	PORTER MS	DEV MATH MS A	1
3	N	PORTER MS	ELD 1A	1
3	N	PORTER MS	ELD 6A	2
3	N	PORTER MS	ELD 7A	2
3	N	PORTER MS	ELD 8A	2
3	N	PORTER MS	ENGLISH 6A	9
3	N	PORTER MS	ENGLISH 7A	10
3	N	PORTER MS	ENGLISH 8A	10
3	N	PORTER MS	H ACC CC ALG 1A	2
3	N	PORTER MS	H ACC CC MATH 7A	2
3	N	PORTER MS	H ENGLISH 6A	7
3	N	PORTER MS	H ENGLISH 7A	7
3	N	PORTER MS	H ENGLISH 8A	6
3	N	PORTER MS	H HGH ACC CC MATH 6/7A	2
3	N	PORTER MS	H HGH ACC CC MATH 8/ALG1A	1
3	N	PORTER MS	H INTEG SCIENCE 7	7
3	N	PORTER MS	H INTEG SCIENCE 8A	6

***Count of Sufficiency means:** Each class (elementary schools) or section (secondary schools) has verified sufficiency per subject matter.

Board District	Region	School Name	Class/Section Name	*Count of Number of classes/sections verifying sufficiency
3	N	PORTER MS	H INTEGR SCIENCE 6A	7
3	N	PORTER MS	H US HIST G&C A	6
3	N	PORTER MS	H WHG: ANC CIV A	7
3	N	PORTER MS	H WHG: MED/MOD A	7
3	N	PORTER MS	HEALTH JH	4
3	N	PORTER MS	INTEG SCIENCE 7	6
3	N	PORTER MS	INTEGR SCIENCE 6A	9
3	N	PORTER MS	INTEGR SCIENCE 8A	9
3	N	PORTER MS	MS INT NEW ELD A	2
3	N	PORTER MS	SPANISH 1A	3
3	N	PORTER MS	SPANISH 2A	2
3	N	PORTER MS	US HIST G&C A	9
3	N	PORTER MS	WHG: ANC CIV A	9
3	N	PORTER MS	WHG: MED/MOD A	9
3	N	PORTER RANCH SCH DTK	Health	6
3	N	PORTER RANCH SCH DTK	History/Social Science	6
3	N	PORTER RANCH SCH DTK	Mathematics	6
3	N	PORTER RANCH SCH DTK	Reading/English Language Arts	6
3	N	PORTER RANCH SCH DTK	Science	6
3	N	PORTER RANCH SCHOOL	CC GEOMETRY A	1
3	N	PORTER RANCH SCHOOL	CC MATH 6A	2
3	N	PORTER RANCH SCHOOL	CC MATH 7A	2
3	N	PORTER RANCH SCHOOL	CC MATH 8A	2
3	N	PORTER RANCH SCHOOL	ELD 1A	1
3	N	PORTER RANCH SCHOOL	ELD 2A	1
3	N	PORTER RANCH SCHOOL	ELD MS 3A	1
3	N	PORTER RANCH SCHOOL	ELD MS 4A	1

***Count of Sufficiency means:** Each class (elementary schools) or section (secondary schools) has verified sufficiency per subject matter.

Board District	Region	School Name	Class/Section Name	*Count of Number of classes/sections verifying sufficiency
3	N	PORTER RANCH SCHOOL	ENGLISH 6A	1
3	N	PORTER RANCH SCHOOL	ENGLISH 7A	2
3	N	PORTER RANCH SCHOOL	ENGLISH 8A	1
3	N	PORTER RANCH SCHOOL	H ACC CC ALG 1A	1
3	N	PORTER RANCH SCHOOL	H ACC CC MATH 7A	1
3	N	PORTER RANCH SCHOOL	H ENGLISH 6A	3
3	N	PORTER RANCH SCHOOL	H ENGLISH 7A	2
3	N	PORTER RANCH SCHOOL	H ENGLISH 8A	3
3	N	PORTER RANCH SCHOOL	H HGH ACC CC MATH 6/7A	2
3	N	PORTER RANCH SCHOOL	H HGH ACC CC MATH 8/ALG1A	1
3	N	PORTER RANCH SCHOOL	H INTEG SCIENCE 7	1
3	N	PORTER RANCH SCHOOL	H INTEG SCIENCE 8A	3
3	N	PORTER RANCH SCHOOL	H INTEGR SCIENCE 6A	3
3	N	PORTER RANCH SCHOOL	H US HIST G&C A	3
3	N	PORTER RANCH SCHOOL	H WHG: ANC CIV A	3
3	N	PORTER RANCH SCHOOL	H WHG: MED/MOD A	2
3	N	PORTER RANCH SCHOOL	Health	34
3	N	PORTER RANCH SCHOOL	HEALTH JH	2
3	N	PORTER RANCH SCHOOL	History/Social Science	34
3	N	PORTER RANCH SCHOOL	INTEG SCIENCE 7	1
3	N	PORTER RANCH SCHOOL	INTEGR SCIENCE 6A	1
3	N	PORTER RANCH SCHOOL	INTEGR SCIENCE 8A	1
3	N	PORTER RANCH SCHOOL	Mathematics	34
3	N	PORTER RANCH SCHOOL	Reading/English Language Arts	34
3	N	PORTER RANCH SCHOOL	Science	34
3	N	PORTER RANCH SCHOOL	US HIST G&C A	1
3	N	PORTER RANCH SCHOOL	WHG: ANC CIV A	1

***Count of Sufficiency means:** Each class (elementary schools) or section (secondary schools) has verified sufficiency per subject matter.

Board District	Region	School Name	Class/Section Name	*Count of Number of classes/sections verifying sufficiency
3	N	PORTER RANCH SCHOOL	WHG: MED/MOD A	2
3	N	REED MS	ADV ELD MS 2A	1
3	N	REED MS	CC ALGEBRA 2A	1
3	N	REED MS	CC GEOMETRY A	3
3	N	REED MS	CC MATH 6A	15
3	N	REED MS	CC MATH 7 TUT LAB A	1
3	N	REED MS	CC MATH 7A	6
3	N	REED MS	CC MATH 8 TUT LAB A	1
3	N	REED MS	CC MATH 8A	5
3	N	REED MS	CREAT WRT MS A	1
3	N	REED MS	DEV ELS MS A	4
3	N	REED MS	ELD 1A	2
3	N	REED MS	ELD 2A	2
3	N	REED MS	ELD MS 3A	3
3	N	REED MS	ELD MS 4A	2
3	N	REED MS	ENG ALT CUR 6A	1
3	N	REED MS	ENG ALT CUR 7A	1
3	N	REED MS	ENG ALT CUR 8A	1
3	N	REED MS	ENGLISH 6A	6
3	N	REED MS	ENGLISH 7A	6
3	N	REED MS	ENGLISH 8A	7
3	N	REED MS	ETHN STUDIES-IDTY&CMTY	1
3	N	REED MS	H ACC CC ALG 1A	6
3	N	REED MS	H ACC CC MATH 7A	6
3	N	REED MS	H ENGLISH 6A	11
3	N	REED MS	H ENGLISH 7A	10
3	N	REED MS	H ENGLISH 8A	8

***Count of Sufficiency means:** Each class (elementary schools) or section (secondary schools) has verified sufficiency per subject matter.

Board District	Region	School Name	Class/Section Name	*Count of Number of classes/sections verifying sufficiency
3	N	REED MS	H HGH ACC CC MATH 6/7A	2
3	N	REED MS	H HGH ACC CC MATH 8/ALG1A	2
3	N	REED MS	H INTEG SCIENCE 7	10
3	N	REED MS	H INTEG SCIENCE 8A	9
3	N	REED MS	H INTEGR SCIENCE 6A	11
3	N	REED MS	H US HIST G&C A	9
3	N	REED MS	H WHG: ANC CIV A	11
3	N	REED MS	H WHG: MED/MOD A	10
3	N	REED MS	INTEG SCIENCE 7	7
3	N	REED MS	INTEGR SCIENCE 6A	7
3	N	REED MS	INTEGR SCIENCE 8A	8
3	N	REED MS	INTRO SPANISH	1
3	N	REED MS	SPANISH 1A	3
3	N	REED MS	SPANISH 2A	1
3	N	REED MS	US HIST G&C A	8
3	N	REED MS	WHG: ANC CIV A	6
3	N	REED MS	WHG: MED/MOD A	6
3	N	RIVERSIDE DR CS	Health	23
3	N	RIVERSIDE DR CS	History/Social Science	23
3	N	RIVERSIDE DR CS	Mathematics	23
3	N	RIVERSIDE DR CS	Reading/English Language Arts	23
3	N	RIVERSIDE DR CS	Science	23
3	N	ROGERS HS	AM LIT COMP	4
3	N	ROGERS HS	BIO:LIVING EARTH B EDGL	1
3	N	ROGERS HS	BIOLOGY:LIVING EARTH A	3
3	N	ROGERS HS	BIOLOGY:LIVING EARTH B	3
3	N	ROGERS HS	CC ALG 1 TUT LAB A	2

***Count of Sufficiency means:** Each class (elementary schools) or section (secondary schools) has verified sufficiency per subject matter.

Board District	Region	School Name	Class/Section Name	*Count of Number of classes/sections verifying sufficiency
3	N	ROGERS HS	CC ALG 1 TUT LAB B	2
3	N	ROGERS HS	CC ALGEBRA 1	8
3	N	ROGERS HS	CC ALGEBRA 2A	2
3	N	ROGERS HS	CC ALGEBRA 2B	2
3	N	ROGERS HS	CC GEOM A EDGL	1
3	N	ROGERS HS	CC GEOM B EDGL	1
3	N	ROGERS HS	CC GEOM TUT LAB A	2
3	N	ROGERS HS	CC GEOMETRY A	2
3	N	ROGERS HS	CC GEOMETRY B	2
3	N	ROGERS HS	CHEMISTRY:EARTH SYS A	2
3	N	ROGERS HS	CHEMISTRY:EARTH SYS B	2
3	N	ROGERS HS	ECONOMICS	4
3	N	ROGERS HS	ECONOMICS EDGL	1
3	N	ROGERS HS	ENGLISH 10A	4
3	N	ROGERS HS	ENGLISH 10B	4
3	N	ROGERS HS	ENGLISH 9A	2
3	N	ROGERS HS	ENGLISH 9B	2
3	N	ROGERS HS	EXPOS COMP	4
3	N	ROGERS HS	HEALTH SH	1
3	N	ROGERS HS	INTERACTIONS A	1
3	N	ROGERS HS	INTERACTIONS B	1
3	N	ROGERS HS	INTRO TO ETHNIC STUDIES	1
3	N	ROGERS HS	L & L EL SH 2A	1
3	N	ROGERS HS	L & L EL SH 2B	1
3	N	ROGERS HS	MODERN LIT	3
3	N	ROGERS HS	PRIN AM DEM EDGL	1
3	N	ROGERS HS	PRIN AM DEMOCR	4

***Count of Sufficiency means:** Each class (elementary schools) or section (secondary schools) has verified sufficiency per subject matter.

Board District	Region	School Name	Class/Section Name	*Count of Number of classes/sections verifying sufficiency
3	N	ROGERS HS	PSYCH A EDGL	1
3	N	ROGERS HS	SPAN SP 1B	1
3	N	ROGERS HS	SPANISH 1A EDGL	1
3	N	ROGERS HS	SPANISH 1B EDGL	1
3	N	ROGERS HS	SPANISH 2A EDGL	1
3	N	ROGERS HS	SPANISH 2B EDGL	1
3	N	ROGERS HS	US HIST 20TH A	3
3	N	ROGERS HS	US HIST 20TH B	3
3	N	ROGERS HS	US HIST A EDGL	1
3	N	ROGERS HS	US HIST B EDGL	1
3	N	ROGERS HS	WHG: MOD WLD A	2
3	N	ROGERS HS	WHG: MOD WLD B	2
3	N	SHERMAN OAKS EL CS	Health	27
3	N	SHERMAN OAKS EL CS	History/Social Science	27
3	N	SHERMAN OAKS EL CS	Mathematics	27
3	N	SHERMAN OAKS EL CS	Reading/English Language Arts	27
3	N	SHERMAN OAKS EL CS	Science	27
3	N	STAGG ST EL	Health	28
3	N	STAGG ST EL	History/Social Science	28
3	N	STAGG ST EL	Mathematics	28
3	N	STAGG ST EL	Reading/English Language Arts	28
3	N	STAGG ST EL	Science	28
3	N	STONE POINT HS	AM LIT COMP	3
3	N	STONE POINT HS	AMER IMAGE A	3
3	N	STONE POINT HS	AMER IMAGE B	3
3	N	STONE POINT HS	BIOLOGY:LIVING EARTH A	4
3	N	STONE POINT HS	BIOLOGY:LIVING EARTH B	4

***Count of Sufficiency means:** Each class (elementary schools) or section (secondary schools) has verified sufficiency per subject matter.

Board District	Region	School Name	Class/Section Name	*Count of Number of classes/sections verifying sufficiency
3	N	STONEY POINT HS	CC ALG 2 TUT LAB A	2
3	N	STONEY POINT HS	CC ALG 2 TUT LAB B	1
3	N	STONEY POINT HS	CC ALGEBRA 1	2
3	N	STONEY POINT HS	CC GEOMETRY A	2
3	N	STONEY POINT HS	CC GEOMETRY B	2
3	N	STONEY POINT HS	ECONOMICS	3
3	N	STONEY POINT HS	ENGLISH 10A	4
3	N	STONEY POINT HS	ENGLISH 10B	4
3	N	STONEY POINT HS	ENGLISH 9A	4
3	N	STONEY POINT HS	ENGLISH 9B	4
3	N	STONEY POINT HS	EXPOS COMP	5
3	N	STONEY POINT HS	FINANCIAL ALGEBRA 2A	2
3	N	STONEY POINT HS	FINANCIAL ALGEBRA 2B	2
3	N	STONEY POINT HS	GEOG A	4
3	N	STONEY POINT HS	GEOG B	1
3	N	STONEY POINT HS	HEALTH SH	6
3	N	STONEY POINT HS	HUMANITIES A	4
3	N	STONEY POINT HS	HUMANITIES B	1
3	N	STONEY POINT HS	INTERACTIONS A	5
3	N	STONEY POINT HS	INTERACTIONS B	7
3	N	STONEY POINT HS	INTRO SOCIO	1
3	N	STONEY POINT HS	INTRO TO ETHNIC STUDIES	2
3	N	STONEY POINT HS	L & L EL SH 2A	1
3	N	STONEY POINT HS	L & L EL SH A	1
3	N	STONEY POINT HS	L & L EL SH B	1
3	N	STONEY POINT HS	LIT ANALYSIS	4
3	N	STONEY POINT HS	MODERN LIT	1

***Count of Sufficiency means:** Each class (elementary schools) or section (secondary schools) has verified sufficiency per subject matter.

Board District	Region	School Name	Class/Section Name	*Count of Number of classes/sections verifying sufficiency
3	N	STONEY POINT HS	PRIN AM DEMOCR	2
3	N	STONEY POINT HS	SPANISH 1A	3
3	N	STONEY POINT HS	SPANISH 1B	2
3	N	STONEY POINT HS	SPANISH 2A	1
3	N	STONEY POINT HS	SPANISH 2B	2
3	N	STONEY POINT HS	US HIST 20TH A	3
3	N	STONEY POINT HS	US HIST 20TH B	4
3	N	STONEY POINT HS	WHG: MOD WLD A	4
3	N	STONEY POINT HS	WHG: MOD WLD B	4
3	N	SUNNY BRAE AVE EL	Health	28
3	N	SUNNY BRAE AVE EL	History/Social Science	28
3	N	SUNNY BRAE AVE EL	Mathematics	28
3	N	SUNNY BRAE AVE EL	Reading/English Language Arts	28
3	N	SUNNY BRAE AVE EL	Science	28
3	N	SUNNY BRAE AVE EL DT	Health	5
3	N	SUNNY BRAE AVE EL DT	History/Social Science	5
3	N	SUNNY BRAE AVE EL DT	Mathematics	5
3	N	SUNNY BRAE AVE EL DT	Reading/English Language Arts	5
3	N	SUNNY BRAE AVE EL DT	Science	5
3	N	SUNNY BRAE EL GA MAG	Health	6
3	N	SUNNY BRAE EL GA MAG	History/Social Science	6
3	N	SUNNY BRAE EL GA MAG	Mathematics	6
3	N	SUNNY BRAE EL GA MAG	Reading/English Language Arts	6
3	N	SUNNY BRAE EL GA MAG	Science	6
3	N	SUPERIOR ST EL	Health	22
3	N	SUPERIOR ST EL	History/Social Science	22
3	N	SUPERIOR ST EL	Mathematics	22

***Count of Sufficiency means:** Each class (elementary schools) or section (secondary schools) has verified sufficiency per subject matter.

Board District	Region	School Name	Class/Section Name	*Count of Number of classes/sections verifying sufficiency
3	N	SUPERIOR ST EL	Reading/English Language Arts	22
3	N	SUPERIOR ST EL	Science	22
3	N	SYLVAN PARK EL	Health	34
3	N	SYLVAN PARK EL	History/Social Science	34
3	N	SYLVAN PARK EL	Mathematics	34
3	N	SYLVAN PARK EL	Reading/English Language Arts	34
3	N	SYLVAN PARK EL	Science	34
3	N	TOPEKA DR CAS	Health	30
3	N	TOPEKA DR CAS	History/Social Science	30
3	N	TOPEKA DR CAS	Mathematics	30
3	N	TOPEKA DR CAS	Reading/English Language Arts	30
3	N	TOPEKA DR CAS	Science	30
3	N	TULSA ST EL	Health	24
3	N	TULSA ST EL	History/Social Science	24
3	N	TULSA ST EL	Mathematics	24
3	N	TULSA ST EL	Reading/English Language Arts	24
3	N	TULSA ST EL	Science	24
3	N	VALLEY ACAD ARTS/SCI	AM LIT COMP	5
3	N	VALLEY ACAD ARTS/SCI	AP CALCULUS A	1
3	N	VALLEY ACAD ARTS/SCI	AP CALCULUS B	1
3	N	VALLEY ACAD ARTS/SCI	AP CHEMISTRY A	1
3	N	VALLEY ACAD ARTS/SCI	AP ENG LANG A	2
3	N	VALLEY ACAD ARTS/SCI	AP ENG LIT A	2
3	N	VALLEY ACAD ARTS/SCI	AP ENV SCI A	1
3	N	VALLEY ACAD ARTS/SCI	AP GOVT & POL	2
3	N	VALLEY ACAD ARTS/SCI	AP PHYSICS 1A	2
3	N	VALLEY ACAD ARTS/SCI	AP PSYCHOLOG A	1

***Count of Sufficiency means:** Each class (elementary schools) or section (secondary schools) has verified sufficiency per subject matter.

Board District	Region	School Name	Class/Section Name	*Count of Number of classes/sections verifying sufficiency
3	N	VALLEY ACAD ARTS/SCI	AP SPAN LNG A	1
3	N	VALLEY ACAD ARTS/SCI	AP ST ART 2D A	1
3	N	VALLEY ACAD ARTS/SCI	AP ST ART 3D A	1
3	N	VALLEY ACAD ARTS/SCI	AP US HIST A	2
3	N	VALLEY ACAD ARTS/SCI	AP WLD HIST A	2
3	N	VALLEY ACAD ARTS/SCI	BIOCHEMISTRY OF FOODS A	4
3	N	VALLEY ACAD ARTS/SCI	BIOLOGY:LIVING EARTH A	9
3	N	VALLEY ACAD ARTS/SCI	CC ALG 1B EDGVP	2
3	N	VALLEY ACAD ARTS/SCI	CC ALG 2 TUT LAB A	2
3	N	VALLEY ACAD ARTS/SCI	CC ALG 2A EDGL	1
3	N	VALLEY ACAD ARTS/SCI	CC ALG 2A EDGVP	1
3	N	VALLEY ACAD ARTS/SCI	CC ALGEBRA 1	8
3	N	VALLEY ACAD ARTS/SCI	CC ALGEBRA 2A	5
3	N	VALLEY ACAD ARTS/SCI	CC ENG 10A EDGVP	1
3	N	VALLEY ACAD ARTS/SCI	CC ENG 10B EDGVP	2
3	N	VALLEY ACAD ARTS/SCI	CC ENG 11A EDGVP	2
3	N	VALLEY ACAD ARTS/SCI	CC ENG 11B EDGVP	2
3	N	VALLEY ACAD ARTS/SCI	CC ENG 9B EDGVP	2
3	N	VALLEY ACAD ARTS/SCI	CC GEOM A EDGL	1
3	N	VALLEY ACAD ARTS/SCI	CC GEOM B EDGVP	3
3	N	VALLEY ACAD ARTS/SCI	CC GEOMETRY A	6
3	N	VALLEY ACAD ARTS/SCI	CHEMISTRY:EARTH SYS A	4
3	N	VALLEY ACAD ARTS/SCI	DEV MATH SH A	2
3	N	VALLEY ACAD ARTS/SCI	DEV READ HS A	2
3	N	VALLEY ACAD ARTS/SCI	ELD 10A	1
3	N	VALLEY ACAD ARTS/SCI	ELD 11A	1
3	N	VALLEY ACAD ARTS/SCI	ELD 12A	1

***Count of Sufficiency means:** Each class (elementary schools) or section (secondary schools) has verified sufficiency per subject matter.

Board District	Region	School Name	Class/Section Name	*Count of Number of classes/sections verifying sufficiency
3	N	VALLEY ACAD ARTS/SCI	ELD 9A	1
3	N	VALLEY ACAD ARTS/SCI	ENGLISH 10A	6
3	N	VALLEY ACAD ARTS/SCI	ENGLISH 9A	7
3	N	VALLEY ACAD ARTS/SCI	ERWC A	6
3	N	VALLEY ACAD ARTS/SCI	FINANCIAL ALGEBRA 1A	1
3	N	VALLEY ACAD ARTS/SCI	GEOG A	4
3	N	VALLEY ACAD ARTS/SCI	H BIOLOGY:LIVING EARTH A	1
3	N	VALLEY ACAD ARTS/SCI	H CC GEOMETRY A	1
3	N	VALLEY ACAD ARTS/SCI	H ENGLISH 10A	2
3	N	VALLEY ACAD ARTS/SCI	H ENGLISH 9A	2
3	N	VALLEY ACAD ARTS/SCI	HEALTH SH	4
3	N	VALLEY ACAD ARTS/SCI	HS INT NEW ELD A	1
3	N	VALLEY ACAD ARTS/SCI	HUMANITIES A	1
3	N	VALLEY ACAD ARTS/SCI	INTERACTIONS A	2
3	N	VALLEY ACAD ARTS/SCI	INTR BIOTECH A	2
3	N	VALLEY ACAD ARTS/SCI	INTR NANO TC A	1
3	N	VALLEY ACAD ARTS/SCI	INTRO TO ETHNIC STUDIES	4
3	N	VALLEY ACAD ARTS/SCI	JOURNALISM 1A	1
3	N	VALLEY ACAD ARTS/SCI	MAND 1A	1
3	N	VALLEY ACAD ARTS/SCI	MARINE BIO A	2
3	N	VALLEY ACAD ARTS/SCI	MATERIAL SCI ENGIN A	1
3	N	VALLEY ACAD ARTS/SCI	PHYSICS:THE UNIVERSE A	2
3	N	VALLEY ACAD ARTS/SCI	PRECALC A	2
3	N	VALLEY ACAD ARTS/SCI	PRIN AM DEMOCR	6
3	N	VALLEY ACAD ARTS/SCI	SPAN SP 1A	1
3	N	VALLEY ACAD ARTS/SCI	SPANISH 1A	7
3	N	VALLEY ACAD ARTS/SCI	SPANISH 1B EDGVP	1

***Count of Sufficiency means:** Each class (elementary schools) or section (secondary schools) has verified sufficiency per subject matter.

Board District	Region	School Name	Class/Section Name	*Count of Number of classes/sections verifying sufficiency
3	N	VALLEY ACAD ARTS/SCI	SPANISH 2A	5
3	N	VALLEY ACAD ARTS/SCI	SPANISH 2B EDGL	1
3	N	VALLEY ACAD ARTS/SCI	SPANISH 3A	2
3	N	VALLEY ACAD ARTS/SCI	SPEECH A	1
3	N	VALLEY ACAD ARTS/SCI	STAT & PROB A	2
3	N	VALLEY ACAD ARTS/SCI	TC MATH STAT A	1
3	N	VALLEY ACAD ARTS/SCI	US HIST 20TH A	5
3	N	VALLEY ACAD ARTS/SCI	US HIST A EDGL	1
3	N	VALLEY ACAD ARTS/SCI	US HIST B EDGVP	3
3	N	VALLEY ACAD ARTS/SCI	WHG: MOD WLD A	5
3	N	VALLEY ACAD ARTS/SCI	WLD HIST A EDGL	1
3	N	VAN GOGH CHTR	Health	18
3	N	VAN GOGH CHTR	History/Social Science	18
3	N	VAN GOGH CHTR	Mathematics	18
3	N	VAN GOGH CHTR	Reading/English Language Arts	18
3	N	VAN GOGH CHTR	Science	18
3	N	VAN NUYS EL	Health	27
3	N	VAN NUYS EL	History/Social Science	27
3	N	VAN NUYS EL	Mathematics	27
3	N	VAN NUYS EL	Reading/English Language Arts	27
3	N	VAN NUYS EL	Science	27
3	N	VAN NUYS MS	ADV ELD MS 1A	2
3	N	VAN NUYS MS	CC MATH 6A	15
3	N	VAN NUYS MS	CC MATH 7A	12
3	N	VAN NUYS MS	CC MATH 8A	12
3	N	VAN NUYS MS	DEV READ MS A	1
3	N	VAN NUYS MS	ELD 1A	2

***Count of Sufficiency means:** Each class (elementary schools) or section (secondary schools) has verified sufficiency per subject matter.

Board District	Region	School Name	Class/Section Name	*Count of Number of classes/sections verifying sufficiency
3	N	VAN NUYS MS	ELD 2A	2
3	N	VAN NUYS MS	ELD MS 3A	1
3	N	VAN NUYS MS	ELD MS 4A	1
3	N	VAN NUYS MS	ENG ALT CUR 6A	1
3	N	VAN NUYS MS	ENG ALT CUR 7A	1
3	N	VAN NUYS MS	ENG ALT CUR 8A	1
3	N	VAN NUYS MS	ENGLISH 6A	12
3	N	VAN NUYS MS	ENGLISH 7A	9
3	N	VAN NUYS MS	ENGLISH 8A	10
3	N	VAN NUYS MS	ENV MGMT MS A	1
3	N	VAN NUYS MS	ENV STUDIES MS	1
3	N	VAN NUYS MS	H ACC CC ALG 1A	2
3	N	VAN NUYS MS	H ACC CC MATH 7A	2
3	N	VAN NUYS MS	H ENGLISH 6A	3
3	N	VAN NUYS MS	H ENGLISH 7A	4
3	N	VAN NUYS MS	H ENGLISH 8A	4
3	N	VAN NUYS MS	H INTEG SCIENCE 8A	3
3	N	VAN NUYS MS	H INTEGR SCIENCE 6A	3
3	N	VAN NUYS MS	H US HIST G&C A	3
3	N	VAN NUYS MS	H WHG: ANC CIV A	3
3	N	VAN NUYS MS	H WHG: MED/MOD A	3
3	N	VAN NUYS MS	HEALTH JH	12
3	N	VAN NUYS MS	INTEGR SCIENCE 6A	12
3	N	VAN NUYS MS	INTEGR SCIENCE 8A	10
3	N	VAN NUYS MS	L & L EL MS 1A	1
3	N	VAN NUYS MS	L & L EL MS 2A	1
3	N	VAN NUYS MS	LIT SUCCESS 1A	2

***Count of Sufficiency means:** Each class (elementary schools) or section (secondary schools) has verified sufficiency per subject matter.

Board District	Region	School Name	Class/Section Name	*Count of Number of classes/sections verifying sufficiency
3	N	VAN NUYS MS	LIT SUCCESS 2A	1
3	N	VAN NUYS MS	SCI/HLT AC 6A	1
3	N	VAN NUYS MS	SCI/HLT AC 7	1
3	N	VAN NUYS MS	US HIST G&C A	11
3	N	VAN NUYS MS	WHG: ANC CIV A	12
3	N	VAN NUYS MS	WHG: MED/MOD A	11
3	N	VAN NUYS MS	WIND PERC MS A	1
3	N	VAN NUYS SH	ACADEMIC ELD 3A	2
3	N	VAN NUYS SH	ACADEMIC ELD 4A	1
3	N	VAN NUYS SH	ADV ELD SH 2A	3
3	N	VAN NUYS SH	ADV ELD SH A	3
3	N	VAN NUYS SH	AM LIT COMP	11
3	N	VAN NUYS SH	AMER IMAGE A	3
3	N	VAN NUYS SH	AP AFRICAN-AM STU A	2
3	N	VAN NUYS SH	AP ART HIS A	2
3	N	VAN NUYS SH	AP BIO A	3
3	N	VAN NUYS SH	AP CALCULUS A	3
3	N	VAN NUYS SH	AP CALCULUS B	2
3	N	VAN NUYS SH	AP CHEMISTRY A	2
3	N	VAN NUYS SH	AP COMP SC A A	1
3	N	VAN NUYS SH	AP COMP SCI PRIN A	2
3	N	VAN NUYS SH	AP ENG LANG A	4
3	N	VAN NUYS SH	AP ENG LIT A	3
3	N	VAN NUYS SH	AP ENV SCI A	3
3	N	VAN NUYS SH	AP FR LANG A	1
3	N	VAN NUYS SH	AP GOVT & POL	3
3	N	VAN NUYS SH	AP MACRO ECONO	1

***Count of Sufficiency means:** Each class (elementary schools) or section (secondary schools) has verified sufficiency per subject matter.

Board District	Region	School Name	Class/Section Name	*Count of Number of classes/sections verifying sufficiency
3	N	VAN NUYS SH	AP MUSIC THY A	1
3	N	VAN NUYS SH	AP PHYSICS 1A	1
3	N	VAN NUYS SH	AP PSYCHOLOG A	5
3	N	VAN NUYS SH	AP RESEARCH A	1
3	N	VAN NUYS SH	AP SEMINAR A	2
3	N	VAN NUYS SH	AP SPAN LNG A	2
3	N	VAN NUYS SH	AP ST ART 2D A	1
3	N	VAN NUYS SH	AP ST ART 3D A	1
3	N	VAN NUYS SH	AP ST ART DR A	1
3	N	VAN NUYS SH	AP STATISTICS A	5
3	N	VAN NUYS SH	AP US HIST A	3
3	N	VAN NUYS SH	AP WLD HIST A	4
3	N	VAN NUYS SH	BIOLOGY:LIVING EARTH A	15
3	N	VAN NUYS SH	CALLIGRAPHY A	2
3	N	VAN NUYS SH	CC ALG 1 TUT LAB A	2
3	N	VAN NUYS SH	CC ALGEBRA 1	17
3	N	VAN NUYS SH	CC ALGEBRA 2A	14
3	N	VAN NUYS SH	CC GEOMETRY A	18
3	N	VAN NUYS SH	CHEMISTRY:EARTH SYS A	10
3	N	VAN NUYS SH	CONS MATH A	1
3	N	VAN NUYS SH	DEV ELS SH A	4
3	N	VAN NUYS SH	DEV MATH SH A	6
3	N	VAN NUYS SH	ECONOMICS	3
3	N	VAN NUYS SH	ELD 1A	4
3	N	VAN NUYS SH	ELD 2A	6
3	N	VAN NUYS SH	ENGLISH 10A	13
3	N	VAN NUYS SH	ENGLISH 9A	13

***Count of Sufficiency means:** Each class (elementary schools) or section (secondary schools) has verified sufficiency per subject matter.

Board District	Region	School Name	Class/Section Name	*Count of Number of classes/sections verifying sufficiency
3	N	VAN NUYS SH	EXPOS COMP	12
3	N	VAN NUYS SH	FINANCIAL ALGEBRA 1A	3
3	N	VAN NUYS SH	FINANCIAL ALGEBRA 2A	2
3	N	VAN NUYS SH	FOUND OF FOODS & NUTR A	4
3	N	VAN NUYS SH	FRENCH 1A	2
3	N	VAN NUYS SH	FRENCH 2A	2
3	N	VAN NUYS SH	H AM LIT COMP	12
3	N	VAN NUYS SH	H BIOLOGY:LIVING EARTH A	6
3	N	VAN NUYS SH	H CC ALGEBRA 2A	6
3	N	VAN NUYS SH	H CC ALGEBRA 2B	1
3	N	VAN NUYS SH	H CHEMISTRY:EARTH SYS A	6
3	N	VAN NUYS SH	H ECONOMICS	4
3	N	VAN NUYS SH	H ENGLISH 10A	6
3	N	VAN NUYS SH	H ENGLISH 9A	4
3	N	VAN NUYS SH	H EXPOS COMP	9
3	N	VAN NUYS SH	H FRENCH 3A	1
3	N	VAN NUYS SH	H PHYSICS:THE UNIVERSE A	2
3	N	VAN NUYS SH	H PHYSIOLOGY A	8
3	N	VAN NUYS SH	H PRECALC A	5
3	N	VAN NUYS SH	H PRECALC B	1
3	N	VAN NUYS SH	H PRIN AM DEMOCR	3
3	N	VAN NUYS SH	H SPANISH 3A	2
3	N	VAN NUYS SH	H US HIST 20TH A	7
3	N	VAN NUYS SH	H WHG: MOD WLD A	5
3	N	VAN NUYS SH	HEALTH SH	15
3	N	VAN NUYS SH	INTERACTIONS A	3
3	N	VAN NUYS SH	INTR BIOTECH A	2

***Count of Sufficiency means:** Each class (elementary schools) or section (secondary schools) has verified sufficiency per subject matter.

Board District	Region	School Name	Class/Section Name	*Count of Number of classes/sections verifying sufficiency
3	N	VAN NUYS SH	INTRO TO ETHNIC STUDIES	11
3	N	VAN NUYS SH	JOURNALISM 1A	1
3	N	VAN NUYS SH	JOURNALISM 2A	1
3	N	VAN NUYS SH	JOURNALISM 3A	1
3	N	VAN NUYS SH	L & L EL SH A	2
3	N	VAN NUYS SH	MATH NON EQUIV COL	1
3	N	VAN NUYS SH	PHYSICS:THE UNIVERSE A	2
3	N	VAN NUYS SH	PRE-AP BIOLOGY A	3
3	N	VAN NUYS SH	PRE-AP ENGLISH 1 A	6
3	N	VAN NUYS SH	PRE-AP ENGLISH 2 A	6
3	N	VAN NUYS SH	PRE-AP GEOMETRY A	2
3	N	VAN NUYS SH	PRECALC A	2
3	N	VAN NUYS SH	PRIN AM DEMOCR	8
3	N	VAN NUYS SH	SPAN SP 1A	5
3	N	VAN NUYS SH	SPAN SP 2A	3
3	N	VAN NUYS SH	SPANISH 1A	13
3	N	VAN NUYS SH	SPANISH 2A	11
3	N	VAN NUYS SH	SPANISH 2A EDGL	1
3	N	VAN NUYS SH	SPANISH 2B EDGL	1
3	N	VAN NUYS SH	SPANISH 3A EDGL	1
3	N	VAN NUYS SH	SPEECH A	6
3	N	VAN NUYS SH	TC MATH STAT A	4
3	N	VAN NUYS SH	US HIST 20TH A	10
3	N	VAN NUYS SH	WHG: MOD WLD A	16
3	N	VINTAGE EL M/S/T MAG	Health	31
3	N	VINTAGE EL M/S/T MAG	History/Social Science	31
3	N	VINTAGE EL M/S/T MAG	Mathematics	31

***Count of Sufficiency means:** Each class (elementary schools) or section (secondary schools) has verified sufficiency per subject matter.

Board District	Region	School Name	Class/Section Name	*Count of Number of classes/sections verifying sufficiency
3	N	VINTAGE EL M/S/T MAG	Reading/English Language Arts	31
3	N	VINTAGE EL M/S/T MAG	Science	31
3	N	WELBY WAY CEL	Health	17
3	N	WELBY WAY CEL	History/Social Science	17
3	N	WELBY WAY CEL	Mathematics	17
3	N	WELBY WAY CEL	Reading/English Language Arts	17
3	N	WELBY WAY CEL	Science	17
3	N	WELBY WAY GIFTED MAG	Health	16
3	N	WELBY WAY GIFTED MAG	History/Social Science	16
3	N	WELBY WAY GIFTED MAG	Mathematics	16
3	N	WELBY WAY GIFTED MAG	Reading/English Language Arts	16
3	N	WELBY WAY GIFTED MAG	Science	16
3	N	WINNETKA AVE EL	Health	25
3	N	WINNETKA AVE EL	History/Social Science	25
3	N	WINNETKA AVE EL	Mathematics	25
3	N	WINNETKA AVE EL	Reading/English Language Arts	25
3	N	WINNETKA AVE EL	Science	25
3	N	WOODEN HS	ADV ELD SH A	1
3	N	WOODEN HS	AM LIT COMP	1
3	N	WOODEN HS	BIOLOGY:LIVING EARTH A	1
3	N	WOODEN HS	BIOLOGY:LIVING EARTH B	1
3	N	WOODEN HS	CC ALG 1 TUT LAB A	1
3	N	WOODEN HS	CC ALG 2 TUT LAB A	1
3	N	WOODEN HS	CC ALG 2 TUT LAB B	1
3	N	WOODEN HS	CC ALGEBRA 1	6
3	N	WOODEN HS	CC ALGEBRA 2A	5
3	N	WOODEN HS	CC ALGEBRA 2B	6

***Count of Sufficiency means:** Each class (elementary schools) or section (secondary schools) has verified sufficiency per subject matter.

Board District	Region	School Name	Class/Section Name	*Count of Number of classes/sections verifying sufficiency
3	N	WOODEN HS	CC GEOMETRY A	5
3	N	WOODEN HS	CC GEOMETRY B	6
3	N	WOODEN HS	ECONOMICS	5
3	N	WOODEN HS	ENGLISH 10A	3
3	N	WOODEN HS	ENGLISH 10B	6
3	N	WOODEN HS	ENGLISH 9A	4
3	N	WOODEN HS	ENGLISH 9B	4
3	N	WOODEN HS	ENV STU A	2
3	N	WOODEN HS	ENV STU B	2
3	N	WOODEN HS	EXPOS COMP	2
3	N	WOODEN HS	FINANCIAL ALGEBRA 1A	1
3	N	WOODEN HS	MODERN LIT	1
3	N	WOODEN HS	PRIN AM DEMOCR	3
3	N	WOODEN HS	SPANISH 1A	7
3	N	WOODEN HS	SPANISH 1B	5
3	N	WOODEN HS	SPANISH 2A	5
3	N	WOODEN HS	SPANISH 2B	5
3	N	WOODEN HS	US HIST 20TH A	2
3	N	WOODEN HS	US HIST 20TH B	3
3	N	WOODEN HS	WHG: MOD WLD A	3
3	N	WOODEN HS	WHG: MOD WLD B	3
3	N	WOODLAKE ECC	Health	26
3	N	WOODLAKE ECC	History/Social Science	26
3	N	WOODLAKE ECC	Mathematics	26
3	N	WOODLAKE ECC	Reading/English Language Arts	26
3	N	WOODLAKE ECC	Science	26
3	W	VALLEY VIEW EL	Health	8

***Count of Sufficiency means:** Each class (elementary schools) or section (secondary schools) has verified sufficiency per subject matter.

Board District	Region	School Name	Class/Section Name	*Count of Number of classes/sections verifying sufficiency
3	W	VALLEY VIEW EL	History/Social Science	8
3	W	VALLEY VIEW EL	Mathematics	8
3	W	VALLEY VIEW EL	Reading/English Language Arts	8
3	W	VALLEY VIEW EL	Science	8
4	N	BERTRAND AVE EL	Health	17
4	N	BERTRAND AVE EL	History/Social Science	17
4	N	BERTRAND AVE EL	Mathematics	17
4	N	BERTRAND AVE EL	Reading/English Language Arts	17
4	N	BERTRAND AVE EL	Science	17
4	N	CALVERT CES	Health	21
4	N	CALVERT CES	History/Social Science	21
4	N	CALVERT CES	Mathematics	21
4	N	CALVERT CES	Reading/English Language Arts	21
4	N	CALVERT CES	Science	21
4	N	EMELITA ST EL	Health	23
4	N	EMELITA ST EL	History/Social Science	23
4	N	EMELITA ST EL	Mathematics	23
4	N	EMELITA ST EL	Reading/English Language Arts	23
4	N	EMELITA ST EL	Science	23
4	N	ENCINO CEL	Health	24
4	N	ENCINO CEL	History/Social Science	24
4	N	ENCINO CEL	Mathematics	24
4	N	ENCINO CEL	Reading/English Language Arts	24
4	N	ENCINO CEL	Science	24
4	N	FULLBRIGHT AVE EL	Health	16
4	N	FULLBRIGHT AVE EL	History/Social Science	16
4	N	FULLBRIGHT AVE EL	Mathematics	16

***Count of Sufficiency means:** Each class (elementary schools) or section (secondary schools) has verified sufficiency per subject matter.

Board District	Region	School Name	Class/Section Name	*Count of Number of classes/sections verifying sufficiency
4	N	FULLBRIGHT AVE EL	Reading/English Language Arts	16
4	N	FULLBRIGHT AVE EL	Science	16
4	N	FULLBRIGHT AVE EL DT	Health	5
4	N	FULLBRIGHT AVE EL DT	History/Social Science	5
4	N	FULLBRIGHT AVE EL DT	Mathematics	5
4	N	FULLBRIGHT AVE EL DT	Reading/English Language Arts	5
4	N	FULLBRIGHT AVE EL DT	Science	5
4	N	GARDEN GROVE EL	Health	17
4	N	GARDEN GROVE EL	History/Social Science	17
4	N	GARDEN GROVE EL	Mathematics	17
4	N	GARDEN GROVE EL	Reading/English Language Arts	17
4	N	GARDEN GROVE EL	Science	17
4	N	GREY HS	ADV ELD SH A	1
4	N	GREY HS	AM LIT COMP	4
4	N	GREY HS	BIOLOGY:LIVING EARTH A	3
4	N	GREY HS	BIOLOGY:LIVING EARTH B	4
4	N	GREY HS	CC ALG 2 TUT LAB A	1
4	N	GREY HS	CC ALGEBRA 1	5
4	N	GREY HS	CC ALGEBRA 2A	3
4	N	GREY HS	CC ALGEBRA 2B	4
4	N	GREY HS	CC GEOMETRY A	5
4	N	GREY HS	CC GEOMETRY B	3
4	N	GREY HS	ECONOMICS	4
4	N	GREY HS	ENGLISH 10A	2
4	N	GREY HS	ENGLISH 10B	3
4	N	GREY HS	ENGLISH 9A	3
4	N	GREY HS	ENGLISH 9B	2

***Count of Sufficiency means:** Each class (elementary schools) or section (secondary schools) has verified sufficiency per subject matter.

Board District	Region	School Name	Class/Section Name	*Count of Number of classes/sections verifying sufficiency
4	N	GREY HS	ERWC A	4
4	N	GREY HS	ERWC B	3
4	N	GREY HS	HEALTH SH	4
4	N	GREY HS	INTERACTIONS A	5
4	N	GREY HS	INTERACTIONS B	5
4	N	GREY HS	INTRO TO ETHNIC STUDIES	1
4	N	GREY HS	PRIN AM DEMOCR	4
4	N	GREY HS	SPANISH 1A	2
4	N	GREY HS	SPANISH 1B	1
4	N	GREY HS	SPANISH 2A	1
4	N	GREY HS	SPANISH 2B	1
4	N	GREY HS	US HIST 20TH A	4
4	N	GREY HS	US HIST 20TH B	4
4	N	GREY HS	WHG: MOD WLD A	4
4	N	GREY HS	WHG: MOD WLD B	4
4	N	HESBY OAKS LEAD CHTR	CC MATH 6A	2
4	N	HESBY OAKS LEAD CHTR	CC MATH 7A	1
4	N	HESBY OAKS LEAD CHTR	CC MATH 8A	1
4	N	HESBY OAKS LEAD CHTR	DEV MATH MS A	1
4	N	HESBY OAKS LEAD CHTR	DEV READ MS A	1
4	N	HESBY OAKS LEAD CHTR	ENGLISH 6A	1
4	N	HESBY OAKS LEAD CHTR	ENGLISH 7A	1
4	N	HESBY OAKS LEAD CHTR	ENGLISH 8A	1
4	N	HESBY OAKS LEAD CHTR	EXPLORATN SCI	1
4	N	HESBY OAKS LEAD CHTR	H ACC CC ALG 1A	1
4	N	HESBY OAKS LEAD CHTR	H ACC CC MATH 7A	1
4	N	HESBY OAKS LEAD CHTR	H ENGLISH 6A	1

***Count of Sufficiency means:** Each class (elementary schools) or section (secondary schools) has verified sufficiency per subject matter.

Board District	Region	School Name	Class/Section Name	*Count of Number of classes/sections verifying sufficiency
4	N	HESBY OAKS LEAD CHTR	H ENGLISH 7A	1
4	N	HESBY OAKS LEAD CHTR	H ENGLISH 8A	1
4	N	HESBY OAKS LEAD CHTR	H WHG: ANC CIV A	1
4	N	HESBY OAKS LEAD CHTR	Health	13
4	N	HESBY OAKS LEAD CHTR	History/Social Science	13
4	N	HESBY OAKS LEAD CHTR	INTEG SCIENCE 7	2
4	N	HESBY OAKS LEAD CHTR	INTEGR SCIENCE 6A	2
4	N	HESBY OAKS LEAD CHTR	INTEGR SCIENCE 8A	2
4	N	HESBY OAKS LEAD CHTR	MARINE SCI	1
4	N	HESBY OAKS LEAD CHTR	Mathematics	13
4	N	HESBY OAKS LEAD CHTR	Reading/English Language Arts	13
4	N	HESBY OAKS LEAD CHTR	Science	13
4	N	HESBY OAKS LEAD CHTR	US HIST G&C A	2
4	N	HESBY OAKS LEAD CHTR	WHG: ANC CIV A	1
4	N	HESBY OAKS LEAD CHTR	WHG: MED/MOD A	2
4	N	LANAI RD EL	Health	24
4	N	LANAI RD EL	History/Social Science	24
4	N	LANAI RD EL	Mathematics	24
4	N	LANAI RD EL	Reading/English Language Arts	24
4	N	LANAI RD EL	Science	24
4	N	MOSK EL	Health	22
4	N	MOSK EL	History/Social Science	22
4	N	MOSK EL	Mathematics	22
4	N	MOSK EL	Reading/English Language Arts	22
4	N	MOSK EL	Science	22
4	N	MOSK EL STEAM MAG	Health	6
4	N	MOSK EL STEAM MAG	History/Social Science	6

***Count of Sufficiency means:** Each class (elementary schools) or section (secondary schools) has verified sufficiency per subject matter.

Board District	Region	School Name	Class/Section Name	*Count of Number of classes/sections verifying sufficiency
4	N	MOSK EL STEAM MAG	Mathematics	6
4	N	MOSK EL STEAM MAG	Reading/English Language Arts	6
4	N	MOSK EL STEAM MAG	Science	6
4	N	NESTLE AVE CHARTER	Health	22
4	N	NESTLE AVE CHARTER	History/Social Science	22
4	N	NESTLE AVE CHARTER	Mathematics	22
4	N	NESTLE AVE CHARTER	Reading/English Language Arts	22
4	N	NESTLE AVE CHARTER	Science	22
4	N	NEWCASTLE EL	Health	21
4	N	NEWCASTLE EL	History/Social Science	21
4	N	NEWCASTLE EL	Mathematics	21
4	N	NEWCASTLE EL	Reading/English Language Arts	21
4	N	NEWCASTLE EL	Science	21
4	N	PORTOLA CM	ADV ELD MS 1A	1
4	N	PORTOLA CM	ADV ELD MS 2A	1
4	N	PORTOLA CM	CC ALGEBRA 2A	1
4	N	PORTOLA CM	CC MATH 6A	14
4	N	PORTOLA CM	CC MATH 7 TUT LAB A	1
4	N	PORTOLA CM	CC MATH 7A	10
4	N	PORTOLA CM	CC MATH 8A	11
4	N	PORTOLA CM	CC PRECALC A EDG	1
4	N	PORTOLA CM	CREAT WRT MS A	2
4	N	PORTOLA CM	DEV ELS MS A	1
4	N	PORTOLA CM	DEV MATH MS A	5
4	N	PORTOLA CM	DEV READ MS A	5
4	N	PORTOLA CM	ELD 1A	2
4	N	PORTOLA CM	ELD 2A	4

***Count of Sufficiency means:** Each class (elementary schools) or section (secondary schools) has verified sufficiency per subject matter.

Board District	Region	School Name	Class/Section Name	*Count of Number of classes/sections verifying sufficiency
4	N	PORTOLA CM	ELD MS 3A	1
4	N	PORTOLA CM	ELD MS 4A	1
4	N	PORTOLA CM	ENGLISH 6A	8
4	N	PORTOLA CM	ENGLISH 7A	8
4	N	PORTOLA CM	ENGLISH 8A	8
4	N	PORTOLA CM	ETHN STUDIES-IDTY&CMTY	1
4	N	PORTOLA CM	EXPL BIOTECH:LAB SKLS MS	1
4	N	PORTOLA CM	EXPLORATN SCI	2
4	N	PORTOLA CM	H ACC CC ALG 1A	4
4	N	PORTOLA CM	H ACC CC MATH 7A	5
4	N	PORTOLA CM	H CC GEOMETRY A	4
4	N	PORTOLA CM	H ENGLISH 6A	10
4	N	PORTOLA CM	H ENGLISH 7A	10
4	N	PORTOLA CM	H ENGLISH 8A	11
4	N	PORTOLA CM	H HGH ACC CC MATH 6/7A	4
4	N	PORTOLA CM	H HGH ACC CC MATH 8/ALG1A	4
4	N	PORTOLA CM	H INTEG SCIENCE 7	3
4	N	PORTOLA CM	H INTEG SCIENCE 8A	11
4	N	PORTOLA CM	H INTEGR SCIENCE 6A	10
4	N	PORTOLA CM	H US HIST G&C A	10
4	N	PORTOLA CM	H WHG: ANC CIV A	10
4	N	PORTOLA CM	H WHG: MED/MOD A	10
4	N	PORTOLA CM	HEALTH JH	15
4	N	PORTOLA CM	INTEGR SCIENCE 6A	8
4	N	PORTOLA CM	INTEGR SCIENCE 8A	8
4	N	PORTOLA CM	INTRO SPANISH	2
4	N	PORTOLA CM	L & L EL MS 1A	1

***Count of Sufficiency means:** Each class (elementary schools) or section (secondary schools) has verified sufficiency per subject matter.

Board District	Region	School Name	Class/Section Name	*Count of Number of classes/sections verifying sufficiency
4	N	PORTOLA CM	SPANISH 1A	2
4	N	PORTOLA CM	SPANISH 2A	1
4	N	PORTOLA CM	SPEECH MS A	1
4	N	PORTOLA CM	US HIST G&C A	8
4	N	PORTOLA CM	WHG: ANC CIV A	8
4	N	PORTOLA CM	WHG: MED/MOD A	8
4	N	PORTOLA CM	WIND PERC MS A	1
4	N	RESEDA CHARTER HS	ACADEMIC ELD 3A	2
4	N	RESEDA CHARTER HS	ACADEMIC ELD 4A	2
4	N	RESEDA CHARTER HS	AM SIGN LNG 1A	1
4	N	RESEDA CHARTER HS	AP BIO A	2
4	N	RESEDA CHARTER HS	AP CALCULUS A	2
4	N	RESEDA CHARTER HS	AP ENG LANG A	3
4	N	RESEDA CHARTER HS	AP ENG LIT A	1
4	N	RESEDA CHARTER HS	AP GOVT & POL	1
4	N	RESEDA CHARTER HS	AP PHYSICS 1A	1
4	N	RESEDA CHARTER HS	AP SPAN LNG A	2
4	N	RESEDA CHARTER HS	AP US HIST A	2
4	N	RESEDA CHARTER HS	AP WLD HIST A	1
4	N	RESEDA CHARTER HS	BIO:LIVING EARTH A EDGVP	1
4	N	RESEDA CHARTER HS	BIOLOGY:LIVING EARTH A	3
4	N	RESEDA CHARTER HS	BIOMED INNOV A	1
4	N	RESEDA CHARTER HS	CC ALG 1 TUT LAB A	12
4	N	RESEDA CHARTER HS	CC ALG 2 TUT LAB A	9
4	N	RESEDA CHARTER HS	CC GEOM TUT LAB A	11
4	N	RESEDA CHARTER HS	CC MATH 6A	3
4	N	RESEDA CHARTER HS	CC MATH 7 TUT LAB A	3

***Count of Sufficiency means:** Each class (elementary schools) or section (secondary schools) has verified sufficiency per subject matter.

Board District	Region	School Name	Class/Section Name	*Count of Number of classes/sections verifying sufficiency
4	N	RESEDA CHARTER HS	CC MATH 7A	2
4	N	RESEDA CHARTER HS	CC MATH 8 TUT LAB A	2
4	N	RESEDA CHARTER HS	CC MATH 8A	2
4	N	RESEDA CHARTER HS	CHEMISTRY:EARTH SYS A	3
4	N	RESEDA CHARTER HS	ELD 1A	2
4	N	RESEDA CHARTER HS	ELD 2A	3
4	N	RESEDA CHARTER HS	ELD MS 3A	1
4	N	RESEDA CHARTER HS	ELD MS 4A	2
4	N	RESEDA CHARTER HS	ENGLISH 10A	4
4	N	RESEDA CHARTER HS	ENGLISH 9A	4
4	N	RESEDA CHARTER HS	ENGLISH NON EQUIV COL	1
4	N	RESEDA CHARTER HS	ERWC A	12
4	N	RESEDA CHARTER HS	FRENCH 1A	1
4	N	RESEDA CHARTER HS	FRENCH 3A	1
4	N	RESEDA CHARTER HS	GEOG A	1
4	N	RESEDA CHARTER HS	GEOGRAPHY FOR MS A	2
4	N	RESEDA CHARTER HS	H ACC CC ALG 1A	1
4	N	RESEDA CHARTER HS	H ACC CC MATH 7A	1
4	N	RESEDA CHARTER HS	H AM LIT COMP	1
4	N	RESEDA CHARTER HS	H BIOLOGY:LIVING EARTH A	5
4	N	RESEDA CHARTER HS	H CC ALGEBRA 2A	3
4	N	RESEDA CHARTER HS	H CHEMISTRY:EARTH SYS A	1
4	N	RESEDA CHARTER HS	H ENGLISH 10A	5
4	N	RESEDA CHARTER HS	H ENGLISH 6A	3
4	N	RESEDA CHARTER HS	H ENGLISH 7A	2
4	N	RESEDA CHARTER HS	H ENGLISH 8A	2
4	N	RESEDA CHARTER HS	H ENGLISH 9A	6

***Count of Sufficiency means:** Each class (elementary schools) or section (secondary schools) has verified sufficiency per subject matter.

Board District	Region	School Name	Class/Section Name	*Count of Number of classes/sections verifying sufficiency
4	N	RESEDA CHARTER HS	H INTEG SCIENCE 7	2
4	N	RESEDA CHARTER HS	H INTEG SCIENCE 8A	2
4	N	RESEDA CHARTER HS	H INTEGR SCIENCE 6A	3
4	N	RESEDA CHARTER HS	H PRN ENGINEER A	1
4	N	RESEDA CHARTER HS	H US HIST 20TH A	5
4	N	RESEDA CHARTER HS	H US HIST G&C A	2
4	N	RESEDA CHARTER HS	H WHG: ANC CIV A	3
4	N	RESEDA CHARTER HS	H WHG: MED/MOD A	2
4	N	RESEDA CHARTER HS	H WHG: MOD WLD A	4
4	N	RESEDA CHARTER HS	HEALTH SH	6
4	N	RESEDA CHARTER HS	HUM BODY SYS A	1
4	N	RESEDA CHARTER HS	INTRO PSYCH	2
4	N	RESEDA CHARTER HS	INTRO TO ETHNIC STUDIES	3
4	N	RESEDA CHARTER HS	KOREAN 1A	1
4	N	RESEDA CHARTER HS	KOREAN 3A	1
4	N	RESEDA CHARTER HS	L & L EL MS 1A	2
4	N	RESEDA CHARTER HS	L & L EL MS 2A	2
4	N	RESEDA CHARTER HS	L & L EL SH 2A	2
4	N	RESEDA CHARTER HS	L & L EL SH A	4
4	N	RESEDA CHARTER HS	MARINE BIO A	2
4	N	RESEDA CHARTER HS	MATH NON EQUIV COL	2
4	N	RESEDA CHARTER HS	MEX AM STU	1
4	N	RESEDA CHARTER HS	PHYSICS:THE UNIVERSE A	4
4	N	RESEDA CHARTER HS	PRECALC A	2
4	N	RESEDA CHARTER HS	SPAN SP 1A	2
4	N	RESEDA CHARTER HS	SPANISH 1A	6
4	N	RESEDA CHARTER HS	SPANISH 2A	3

***Count of Sufficiency means:** Each class (elementary schools) or section (secondary schools) has verified sufficiency per subject matter.

Board District	Region	School Name	Class/Section Name	*Count of Number of classes/sections verifying sufficiency
4	N	RESEDA CHARTER HS	SPANISH 3A	2
4	N	RESEDA CHARTER HS	SPEECH A	1
4	N	RESEDA CHARTER HS	TC MATH STAT A	2
4	N	RESEDA CHARTER HS	US HIST 20TH A	10
4	N	RESEDA CHARTER HS	WHG: MOD WLD A	5
4	N	RESEDA CHARTER HS	WIND PERC MS A	2
4	N	RESEDA CHARTER HS	WRIT SEMINAR A	1
4	N	RESEDA EL	Health	23
4	N	RESEDA EL	History/Social Science	23
4	N	RESEDA EL	Mathematics	23
4	N	RESEDA EL	Reading/English Language Arts	23
4	N	RESEDA EL	Science	23
4	N	SERRANIA AVE CES	Health	26
4	N	SERRANIA AVE CES	History/Social Science	26
4	N	SERRANIA AVE CES	Mathematics	26
4	N	SERRANIA AVE CES	Reading/English Language Arts	26
4	N	SERRANIA AVE CES	Science	26
4	N	SHIRLEY AVE EL	Health	23
4	N	SHIRLEY AVE EL	History/Social Science	23
4	N	SHIRLEY AVE EL	Mathematics	23
4	N	SHIRLEY AVE EL	Reading/English Language Arts	23
4	N	SHIRLEY AVE EL	Science	23
4	N	SOCES MAG	ADV COMP	1
4	N	SOCES MAG	AFRO-AM HIST	4
4	N	SOCES MAG	AM LIT COMP	6
4	N	SOCES MAG	AP BIO A	2
4	N	SOCES MAG	AP CALCULUS A	2

***Count of Sufficiency means:** Each class (elementary schools) or section (secondary schools) has verified sufficiency per subject matter.

Board District	Region	School Name	Class/Section Name	*Count of Number of classes/sections verifying sufficiency
4	N	SOCES MAG	AP CHEMISTRY A	1
4	N	SOCES MAG	AP COMP SCI A CTE A	1
4	N	SOCES MAG	AP COMP SCI PRIN A CTE	2
4	N	SOCES MAG	AP ENG LANG A	4
4	N	SOCES MAG	AP ENG LIT A	3
4	N	SOCES MAG	AP ENV SCI A	1
4	N	SOCES MAG	AP PHYSICS 1A	2
4	N	SOCES MAG	AP PSYCHOLOG A	2
4	N	SOCES MAG	AP RESEARCH A	1
4	N	SOCES MAG	AP SEMINAR A	1
4	N	SOCES MAG	AP SPAN LNG A	1
4	N	SOCES MAG	AP STATISTICS A	1
4	N	SOCES MAG	AP US HIST A	3
4	N	SOCES MAG	AP WLD HIST A	3
4	N	SOCES MAG	CALIF HIST 4A	6
4	N	SOCES MAG	CC ALG 1 TUT LAB A	1
4	N	SOCES MAG	CC ALGEBRA 1	5
4	N	SOCES MAG	CC ALGEBRA 2A	7
4	N	SOCES MAG	CC GEOMETRY A	8
4	N	SOCES MAG	CC MATH 6 TUT LAB A	1
4	N	SOCES MAG	CC MATH 6A	6
4	N	SOCES MAG	CC MATH 7 TUT LAB A	1
4	N	SOCES MAG	CC MATH 7A	4
4	N	SOCES MAG	CC MATH 8 TUT LAB A	1
4	N	SOCES MAG	CC MATH 8A	4
4	N	SOCES MAG	DEV MATH MS A	2
4	N	SOCES MAG	DEV MATH SH A	1

***Count of Sufficiency means:** Each class (elementary schools) or section (secondary schools) has verified sufficiency per subject matter.

Board District	Region	School Name	Class/Section Name	*Count of Number of classes/sections verifying sufficiency
4	N	SOCES MAG	DEV READ HS A	1
4	N	SOCES MAG	ECONOMICS	1
4	N	SOCES MAG	ELD 10A	1
4	N	SOCES MAG	ELD 11A	1
4	N	SOCES MAG	ELD 6A	1
4	N	SOCES MAG	ELD 7A	1
4	N	SOCES MAG	ELD 9A	1
4	N	SOCES MAG	ENGLISH 10A	2
4	N	SOCES MAG	ENGLISH 4A	6
4	N	SOCES MAG	ENGLISH 5A	6
4	N	SOCES MAG	ENGLISH 9A	2
4	N	SOCES MAG	ERWC A	4
4	N	SOCES MAG	EXPLORING STEAM A GR 4	2
4	N	SOCES MAG	EXPLORING STEAM A GR 5	2
4	N	SOCES MAG	EXPOS COMP	1
4	N	SOCES MAG	FINANCIAL ALGEBRA 2A	1
4	N	SOCES MAG	H ACC CC ALG 1A	2
4	N	SOCES MAG	H ACC CC MATH 7A	2
4	N	SOCES MAG	H BIOLOGY:LIVING EARTH A	7
4	N	SOCES MAG	H CHEMISTRY:EARTH SYS A	7
4	N	SOCES MAG	H ECONOMICS	3
4	N	SOCES MAG	H ENGLISH 10A	6
4	N	SOCES MAG	H ENGLISH 6A	6
4	N	SOCES MAG	H ENGLISH 7A	6
4	N	SOCES MAG	H ENGLISH 8A	6
4	N	SOCES MAG	H ENGLISH 9A	6
4	N	SOCES MAG	H INTEG SCIENCE 7	4

***Count of Sufficiency means:** Each class (elementary schools) or section (secondary schools) has verified sufficiency per subject matter.

Board District	Region	School Name	Class/Section Name	*Count of Number of classes/sections verifying sufficiency
4	N	SOCES MAG	H INTEG SCIENCE 8A	6
4	N	SOCES MAG	H INTEGR SCIENCE 6A	6
4	N	SOCES MAG	H KOREAN 3A	1
4	N	SOCES MAG	H KOREAN 4A	1
4	N	SOCES MAG	H SPANISH 3A	1
4	N	SOCES MAG	H US HIST 20TH A	5
4	N	SOCES MAG	H US HIST G&C A	6
4	N	SOCES MAG	H WHG: ANC CIV A	6
4	N	SOCES MAG	H WHG: MED/MOD A	7
4	N	SOCES MAG	HEALTH JH	2
4	N	SOCES MAG	HEALTH SH	4
4	N	SOCES MAG	INTRO PSYCH	2
4	N	SOCES MAG	JOURNALISM 1A	1
4	N	SOCES MAG	JOURNALISM 2A	1
4	N	SOCES MAG	KOREAN 1A	1
4	N	SOCES MAG	KOREAN 2A	1
4	N	SOCES MAG	LNG ART RED 4A	5
4	N	SOCES MAG	LNG ART RED 5A	5
4	N	SOCES MAG	MARINE BIO A	2
4	N	SOCES MAG	MATH 4A	6
4	N	SOCES MAG	MATH 5A	6
4	N	SOCES MAG	MATH LAB A GR 5	1
4	N	SOCES MAG	MODERN LIT	1
4	N	SOCES MAG	PHYS GEOLOGY A	1
4	N	SOCES MAG	PHYSICS:THE UNIVERSE A	1
4	N	SOCES MAG	PRECALC A	3
4	N	SOCES MAG	PRIN AM DEMOCR	5

***Count of Sufficiency means:** Each class (elementary schools) or section (secondary schools) has verified sufficiency per subject matter.

Board District	Region	School Name	Class/Section Name	*Count of Number of classes/sections verifying sufficiency
4	N	SOCES MAG	READ SKL DV 4A	1
4	N	SOCES MAG	READ SKL DV 5A	1
4	N	SOCES MAG	READING LAB 4A	1
4	N	SOCES MAG	READING LAB 5A	1
4	N	SOCES MAG	RUSSIAN 1A	1
4	N	SOCES MAG	RUSSIAN 2A	1
4	N	SOCES MAG	RUSSIAN 3A	1
4	N	SOCES MAG	RUSSIAN 4A	1
4	N	SOCES MAG	SCI/HEALTH 4A	6
4	N	SOCES MAG	SCI/HEALTH 5A	6
4	N	SOCES MAG	SPAN SP 1A	1
4	N	SOCES MAG	SPANISH 1A	4
4	N	SOCES MAG	SPANISH 2A	4
4	N	SOCES MAG	SPEECH A	2
4	N	SOCES MAG	SPEECH B	2
4	N	SOCES MAG	U.S. HIST 5A	6
4	N	SOCES MAG	WHG: MOD WLD A	6
4	N	SOCES MAG	WHG: MOD WLD B	1
4	N	SOCES MAG	WORLD LIT	1
4	N	SUTTER MS	ACAD LIT MS 6A	9
4	N	SUTTER MS	ACAD LIT MS 7A	9
4	N	SUTTER MS	ACAD LIT MS 8A	9
4	N	SUTTER MS	CC GEOMETRY A	1
4	N	SUTTER MS	CC MATH 6 TUT LAB A	18
4	N	SUTTER MS	CC MATH 6A	13
4	N	SUTTER MS	CC MATH 7 TUT LAB A	17
4	N	SUTTER MS	CC MATH 7 TUT LAB B	1

***Count of Sufficiency means:** Each class (elementary schools) or section (secondary schools) has verified sufficiency per subject matter.

Board District	Region	School Name	Class/Section Name	*Count of Number of classes/sections verifying sufficiency
4	N	SUTTER MS	CC MATH 7A	13
4	N	SUTTER MS	CC MATH 8 TUT LAB A	18
4	N	SUTTER MS	CC MATH 8A	13
4	N	SUTTER MS	ELD 6A	2
4	N	SUTTER MS	ELD 7A	2
4	N	SUTTER MS	ENG ALT CUR 6A	4
4	N	SUTTER MS	ENG ALT CUR 7A	3
4	N	SUTTER MS	ENG ALT CUR 8A	3
4	N	SUTTER MS	ENGLISH 6A	12
4	N	SUTTER MS	ENGLISH 7A	13
4	N	SUTTER MS	ENGLISH 8A	12
4	N	SUTTER MS	H ACC CC ALG 1A	1
4	N	SUTTER MS	H ACC CC MATH 7A	1
4	N	SUTTER MS	H ENGLISH 6A	2
4	N	SUTTER MS	H ENGLISH 7A	2
4	N	SUTTER MS	H ENGLISH 8A	2
4	N	SUTTER MS	H HGH ACC CC MATH 6/7A	1
4	N	SUTTER MS	H HGH ACC CC MATH 8/ALG1A	1
4	N	SUTTER MS	H INTEG SCIENCE 7	1
4	N	SUTTER MS	H INTEG SCIENCE 8A	2
4	N	SUTTER MS	H INTEGR SCIENCE 6A	2
4	N	SUTTER MS	H US HIST G&C A	2
4	N	SUTTER MS	H WHG: ANC CIV A	2
4	N	SUTTER MS	H WHG: MED/MOD A	2
4	N	SUTTER MS	HEALTH JH	11
4	N	SUTTER MS	INTEG SCIENCE 7	2
4	N	SUTTER MS	INTEGR SCIENCE 6A	12

***Count of Sufficiency means:** Each class (elementary schools) or section (secondary schools) has verified sufficiency per subject matter.

Board District	Region	School Name	Class/Section Name	*Count of Number of classes/sections verifying sufficiency
4	N	SUTTER MS	INTEGR SCIENCE 8A	13
4	N	SUTTER MS	INTRO PHYS COMPUTING A MS	4
4	N	SUTTER MS	LIT SUCCESS 1A	13
4	N	SUTTER MS	MS INT NEW ELD A	4
4	N	SUTTER MS	SCI/HLT AC 6A	4
4	N	SUTTER MS	SCI/HLT AC 7	2
4	N	SUTTER MS	US HIST G&C A	13
4	N	SUTTER MS	WHG: ANC CIV A	12
4	N	SUTTER MS	WHG: MED/MOD A	13
4	N	SUTTER MS	WIND PERC MS A	2
4	N	TAFT CHS	ACADEMIC ELD 3A	1
4	N	TAFT CHS	ACADEMIC ELD 4A	1
4	N	TAFT CHS	ADV ELD SH 2A	1
4	N	TAFT CHS	ADV ELD SH A	1
4	N	TAFT CHS	ADV SPEECH	1
4	N	TAFT CHS	AFRO-AM HIST	2
4	N	TAFT CHS	AM LIT COMP	11
4	N	TAFT CHS	AM SIGN LNG 1A	2
4	N	TAFT CHS	AM SIGN LNG 2A	2
4	N	TAFT CHS	AM SIGN LNG 4A	1
4	N	TAFT CHS	ANCT CIVL	2
4	N	TAFT CHS	AP BIO A	2
4	N	TAFT CHS	AP CALCULUS A	1
4	N	TAFT CHS	AP CALCULUS B	3
4	N	TAFT CHS	AP CHEMISTRY A	1
4	N	TAFT CHS	AP COMP SC A A	2
4	N	TAFT CHS	AP COMP SCI PRIN A CTE	5

***Count of Sufficiency means:** Each class (elementary schools) or section (secondary schools) has verified sufficiency per subject matter.

Board District	Region	School Name	Class/Section Name	*Count of Number of classes/sections verifying sufficiency
4	N	TAFT CHS	AP ENG LANG A	5
4	N	TAFT CHS	AP ENG LIT A	4
4	N	TAFT CHS	AP ENV SCI A	3
4	N	TAFT CHS	AP FR LANG A	1
4	N	TAFT CHS	AP GOVT & POL	4
4	N	TAFT CHS	AP HUMAN GEO A	2
4	N	TAFT CHS	AP MACRO ECONO	2
4	N	TAFT CHS	AP PHY:C MEC	1
4	N	TAFT CHS	AP PHYSICS 1A	2
4	N	TAFT CHS	AP PSYCHOLOG A	1
4	N	TAFT CHS	AP RESEARCH A	1
4	N	TAFT CHS	AP SEMINAR A	2
4	N	TAFT CHS	AP SPAN LNG A	1
4	N	TAFT CHS	AP ST ART 3D A	1
4	N	TAFT CHS	AP STATISTICS A	2
4	N	TAFT CHS	AP US HIST A	6
4	N	TAFT CHS	AP WLD HIST A	4
4	N	TAFT CHS	BIOLOGY:LIVING EARTH A	10
4	N	TAFT CHS	CC ALG 2 TUT LAB A	3
4	N	TAFT CHS	CC ALGEBRA 1	20
4	N	TAFT CHS	CC ALGEBRA 2A	7
4	N	TAFT CHS	CC GEOMETRY A	15
4	N	TAFT CHS	CHEMISTRY:EARTH SYS A	7
4	N	TAFT CHS	CREAT WRIT	2
4	N	TAFT CHS	DEV MATH SH A	6
4	N	TAFT CHS	DEV READ HS A	6
4	N	TAFT CHS	ECONOMICS	3

***Count of Sufficiency means:** Each class (elementary schools) or section (secondary schools) has verified sufficiency per subject matter.

Board District	Region	School Name	Class/Section Name	*Count of Number of classes/sections verifying sufficiency
4	N	TAFT CHS	ELD 1A	2
4	N	TAFT CHS	ELD 2A	2
4	N	TAFT CHS	ENGLISH 10A	12
4	N	TAFT CHS	ENGLISH 9A	14
4	N	TAFT CHS	ERWC A	1
4	N	TAFT CHS	EXPOS COMP	8
4	N	TAFT CHS	FRENCH 1A	2
4	N	TAFT CHS	FRENCH 2A	2
4	N	TAFT CHS	H AM LIT COMP	6
4	N	TAFT CHS	H AM SIGN LNG 3A	2
4	N	TAFT CHS	H BIOLOGY:LIVING EARTH A	10
4	N	TAFT CHS	H CC ALGEBRA 2A	8
4	N	TAFT CHS	H CC GEOMETRY A	6
4	N	TAFT CHS	H CHEMISTRY:EARTH SYS A	7
4	N	TAFT CHS	H ENG DES/DEV A	1
4	N	TAFT CHS	H ENGLISH 10A	11
4	N	TAFT CHS	H ENGLISH 9A	12
4	N	TAFT CHS	H FRENCH 2A	2
4	N	TAFT CHS	H FRENCH 3A	1
4	N	TAFT CHS	H INTR ENG DES A	2
4	N	TAFT CHS	H KOREAN 3A	1
4	N	TAFT CHS	H KOREAN 4A	1
4	N	TAFT CHS	H MARINE BIO A	2
4	N	TAFT CHS	H PHYSICS:THE UNIVERSE A	3
4	N	TAFT CHS	H PRECALC B	5
4	N	TAFT CHS	H PRIN AM DEMOCR	4
4	N	TAFT CHS	H PRN ENGINEER A	1

***Count of Sufficiency means:** Each class (elementary schools) or section (secondary schools) has verified sufficiency per subject matter.

Board District	Region	School Name	Class/Section Name	*Count of Number of classes/sections verifying sufficiency
4	N	TAFT CHS	H SPANISH 2A	1
4	N	TAFT CHS	H SPANISH 3A	2
4	N	TAFT CHS	H US HIST 20TH A	5
4	N	TAFT CHS	H WHG: MOD WLD A	6
4	N	TAFT CHS	H WRIT SEMINAR A	5
4	N	TAFT CHS	HEALTH SH	8
4	N	TAFT CHS	INTERACTIONS A	14
4	N	TAFT CHS	INTR BIOTECH A	2
4	N	TAFT CHS	INTRO TO ETHNIC STUDIES	8
4	N	TAFT CHS	JOURNALISM 1A	1
4	N	TAFT CHS	JOURNALISM 2A	1
4	N	TAFT CHS	KOREAN 1A	1
4	N	TAFT CHS	KOREAN 2A	1
4	N	TAFT CHS	L & L EL SH A	1
4	N	TAFT CHS	MARINE BIO A	2
4	N	TAFT CHS	PHYS GEOLOGY A	2
4	N	TAFT CHS	PHYSICS:THE UNIVERSE A	2
4	N	TAFT CHS	PRECALC A	3
4	N	TAFT CHS	PRIN AM DEMOCR	5
4	N	TAFT CHS	SPAN SP 1A	1
4	N	TAFT CHS	SPANISH 1A	6
4	N	TAFT CHS	SPANISH 1B	3
4	N	TAFT CHS	SPANISH 2A	4
4	N	TAFT CHS	SPEECH A	1
4	N	TAFT CHS	STAT & PROB A	2
4	N	TAFT CHS	US HIST 20TH A	9
4	N	TAFT CHS	WHG: MOD WLD A	13

***Count of Sufficiency means:** Each class (elementary schools) or section (secondary schools) has verified sufficiency per subject matter.

Board District	Region	School Name	Class/Section Name	*Count of Number of classes/sections verifying sufficiency
4	N	TARZANA EL	Health	18
4	N	TARZANA EL	History/Social Science	18
4	N	TARZANA EL	Mathematics	18
4	N	TARZANA EL	Reading/English Language Arts	18
4	N	TARZANA EL	Science	18
4	N	THOREAU HS	ADV ELD SH 2A	1
4	N	THOREAU HS	ADV ELD SH A	3
4	N	THOREAU HS	AM LIT COMP	3
4	N	THOREAU HS	BIO:LIVING EARTH A EDGP	3
4	N	THOREAU HS	BIO:LIVING EARTH B EDGP	2
4	N	THOREAU HS	BIOLOGY:LIVING EARTH A	3
4	N	THOREAU HS	BIOLOGY:LIVING EARTH B	6
4	N	THOREAU HS	CC ALG 1 TUT LAB A	1
4	N	THOREAU HS	CC ALG 1 TUT LAB B	1
4	N	THOREAU HS	CC ALG 1A EDGP	3
4	N	THOREAU HS	CC ALG 1B EDGP	2
4	N	THOREAU HS	CC ALG 2 TUT LAB A	2
4	N	THOREAU HS	CC ALG 2 TUT LAB B	1
4	N	THOREAU HS	CC ALG 2B EDGP	3
4	N	THOREAU HS	CC ALGEBRA 1	4
4	N	THOREAU HS	CC ALGEBRA 2A	5
4	N	THOREAU HS	CC ALGEBRA 2B	5
4	N	THOREAU HS	CC ENG 10A EDGP	3
4	N	THOREAU HS	CC ENG 10B EDGP	2
4	N	THOREAU HS	CC ENG 11A EDGP	1
4	N	THOREAU HS	CC ENG 9A EDGP	3
4	N	THOREAU HS	CC ENG 9B EDGP	4

***Count of Sufficiency means:** Each class (elementary schools) or section (secondary schools) has verified sufficiency per subject matter.

Board District	Region	School Name	Class/Section Name	*Count of Number of classes/sections verifying sufficiency
4	N	THOREAU HS	CC GEOM A EDGP	3
4	N	THOREAU HS	CC GEOM B EDGP	2
4	N	THOREAU HS	CC GEOM TUT LAB A	2
4	N	THOREAU HS	CC GEOM TUT LAB B	2
4	N	THOREAU HS	CC GEOMETRY A	4
4	N	THOREAU HS	CC GEOMETRY B	4
4	N	THOREAU HS	CHEM IN EAR SYS A EDGP	1
4	N	THOREAU HS	CHEMISTRY:EARTH SYS A	6
4	N	THOREAU HS	CHEMISTRY:EARTH SYS B	4
4	N	THOREAU HS	ECONOMICS	5
4	N	THOREAU HS	ENGLISH 10A	2
4	N	THOREAU HS	ENGLISH 10B	4
4	N	THOREAU HS	ERW A EDGP	1
4	N	THOREAU HS	ERWC A	3
4	N	THOREAU HS	EXPOS COMP	2
4	N	THOREAU HS	GEOGRAPHY EDG	1
4	N	THOREAU HS	HEALTH SH	4
4	N	THOREAU HS	INTRO PSYCH	2
4	N	THOREAU HS	INTRO TO ETHNIC STUDIES	4
4	N	THOREAU HS	MODERN LIT	3
4	N	THOREAU HS	PRIN AM DEMOCR	5
4	N	THOREAU HS	PSYCH A EDG	2
4	N	THOREAU HS	SPAN 1A EDG	1
4	N	THOREAU HS	SPANISH 1A	5
4	N	THOREAU HS	SPANISH 1B	4
4	N	THOREAU HS	SPANISH 2A	5
4	N	THOREAU HS	SPANISH 2B	4

***Count of Sufficiency means:** Each class (elementary schools) or section (secondary schools) has verified sufficiency per subject matter.

Board District	Region	School Name	Class/Section Name	*Count of Number of classes/sections verifying sufficiency
4	N	THOREAU HS	US HIST 20TH A	4
4	N	THOREAU HS	US HIST 20TH B	5
4	N	THOREAU HS	US HIST B EDGP	1
4	N	THOREAU HS	WHG M A EDGP	2
4	N	THOREAU HS	WHG M B EDGP	3
4	N	THOREAU HS	WHG: MOD WLD A	3
4	N	THOREAU HS	WHG: MOD WLD B	3
4	N	VA BUSINESS & ENTREP	AM LIT COMP	5
4	N	VA BUSINESS & ENTREP	AM SIGN LNG 1A	6
4	N	VA BUSINESS & ENTREP	AP ART HIS A	1
4	N	VA BUSINESS & ENTREP	AP ENG LANG A	1
4	N	VA BUSINESS & ENTREP	AP ENG LIT A	1
4	N	VA BUSINESS & ENTREP	AP GOVT & POL	1
4	N	VA BUSINESS & ENTREP	AP US HIST A	1
4	N	VA BUSINESS & ENTREP	BIOLOGY:LIVING EARTH A	5
4	N	VA BUSINESS & ENTREP	CC ALGEBRA 1	4
4	N	VA BUSINESS & ENTREP	CC ALGEBRA 2A	11
4	N	VA BUSINESS & ENTREP	CC GEOMETRY A	8
4	N	VA BUSINESS & ENTREP	CC MATH 6A	4
4	N	VA BUSINESS & ENTREP	CC MATH 7A	3
4	N	VA BUSINESS & ENTREP	CC MATH 8A	4
4	N	VA BUSINESS & ENTREP	CHEMISTRY:EARTH SYS A	12
4	N	VA BUSINESS & ENTREP	CONS MATH A	2
4	N	VA BUSINESS & ENTREP	ELD 10A	1
4	N	VA BUSINESS & ENTREP	ELD 11A	2
4	N	VA BUSINESS & ENTREP	ELD 12A	1
4	N	VA BUSINESS & ENTREP	ELD 6A	1

***Count of Sufficiency means:** Each class (elementary schools) or section (secondary schools) has verified sufficiency per subject matter.

Board District	Region	School Name	Class/Section Name	*Count of Number of classes/sections verifying sufficiency
4	N	VA BUSINESS & ENTREP	ELD 7A	2
4	N	VA BUSINESS & ENTREP	ELD 8A	1
4	N	VA BUSINESS & ENTREP	ELD 9A	1
4	N	VA BUSINESS & ENTREP	ENG ALT CUR 6A	1
4	N	VA BUSINESS & ENTREP	ENG ALT CUR 7A	1
4	N	VA BUSINESS & ENTREP	ENG ALT CUR 8A	1
4	N	VA BUSINESS & ENTREP	ENGLISH 10A	4
4	N	VA BUSINESS & ENTREP	ENGLISH 6A	3
4	N	VA BUSINESS & ENTREP	ENGLISH 7A	3
4	N	VA BUSINESS & ENTREP	ENGLISH 8A	3
4	N	VA BUSINESS & ENTREP	ENGLISH 9A	4
4	N	VA BUSINESS & ENTREP	ERWC A	6
4	N	VA BUSINESS & ENTREP	FRENCH 1A	4
4	N	VA BUSINESS & ENTREP	FRENCH 2A	2
4	N	VA BUSINESS & ENTREP	FRENCH 3A	2
4	N	VA BUSINESS & ENTREP	H ACC CC ALG 1A	1
4	N	VA BUSINESS & ENTREP	H ACC CC MATH 7A	1
4	N	VA BUSINESS & ENTREP	H AM LIT COMP	1
4	N	VA BUSINESS & ENTREP	H ART HIST AN A	1
4	N	VA BUSINESS & ENTREP	H BIOLOGY:LIVING EARTH A	1
4	N	VA BUSINESS & ENTREP	H CC ALGEBRA 1	1
4	N	VA BUSINESS & ENTREP	H CC ALGEBRA 2A	2
4	N	VA BUSINESS & ENTREP	H CC GEOMETRY A	1
4	N	VA BUSINESS & ENTREP	H CHEMISTRY:EARTH SYS A	1
4	N	VA BUSINESS & ENTREP	H ENGLISH 10A	1
4	N	VA BUSINESS & ENTREP	H ENGLISH 6A	1
4	N	VA BUSINESS & ENTREP	H ENGLISH 7A	1

***Count of Sufficiency means:** Each class (elementary schools) or section (secondary schools) has verified sufficiency per subject matter.

Board District	Region	School Name	Class/Section Name	*Count of Number of classes/sections verifying sufficiency
4	N	VA BUSINESS & ENTREP	H ENGLISH 8A	1
4	N	VA BUSINESS & ENTREP	H ENGLISH 9A	1
4	N	VA BUSINESS & ENTREP	H INTEG SCIENCE 7	1
4	N	VA BUSINESS & ENTREP	H INTEG SCIENCE 8A	1
4	N	VA BUSINESS & ENTREP	H INTEGR SCIENCE 6A	1
4	N	VA BUSINESS & ENTREP	H PHYSIOLOGY A	2
4	N	VA BUSINESS & ENTREP	H PRIN AM DEMOCR	1
4	N	VA BUSINESS & ENTREP	H US HIST 20TH A	1
4	N	VA BUSINESS & ENTREP	H US HIST G&C A	1
4	N	VA BUSINESS & ENTREP	H WHG: MED/MOD A	1
4	N	VA BUSINESS & ENTREP	H WHG: MOD WLD A	1
4	N	VA BUSINESS & ENTREP	Health	14
4	N	VA BUSINESS & ENTREP	HEALTH SH	4
4	N	VA BUSINESS & ENTREP	History/Social Science	14
4	N	VA BUSINESS & ENTREP	INTEG SCIENCE 7	3
4	N	VA BUSINESS & ENTREP	INTEGR SCIENCE 6A	3
4	N	VA BUSINESS & ENTREP	INTEGR SCIENCE 8A	2
4	N	VA BUSINESS & ENTREP	INTEGR SCIENCE 8B	1
4	N	VA BUSINESS & ENTREP	LAW STUDIES FP	6
4	N	VA BUSINESS & ENTREP	MAND 1A	1
4	N	VA BUSINESS & ENTREP	MAND 3A	2
4	N	VA BUSINESS & ENTREP	Mathematics	14
4	N	VA BUSINESS & ENTREP	PHYSICS:THE UNIVERSE A	8
4	N	VA BUSINESS & ENTREP	PHYSIOLOGY A	9
4	N	VA BUSINESS & ENTREP	PRECALC A	8
4	N	VA BUSINESS & ENTREP	PRIN AM DEMOCR	5
4	N	VA BUSINESS & ENTREP	Reading/English Language Arts	14

***Count of Sufficiency means:** Each class (elementary schools) or section (secondary schools) has verified sufficiency per subject matter.

Board District	Region	School Name	Class/Section Name	*Count of Number of classes/sections verifying sufficiency
4	N	VA BUSINESS & ENTREP	SCI/HLT AC 6A	1
4	N	VA BUSINESS & ENTREP	SCI/HLT AC 7	1
4	N	VA BUSINESS & ENTREP	Science	14
4	N	VA BUSINESS & ENTREP	SPANISH 1A	6
4	N	VA BUSINESS & ENTREP	SPANISH 2A	16
4	N	VA BUSINESS & ENTREP	SPANISH 3A	11
4	N	VA BUSINESS & ENTREP	SPANISH 4A	7
4	N	VA BUSINESS & ENTREP	STAT & PROB A	4
4	N	VA BUSINESS & ENTREP	US HIST 20TH A	5
4	N	VA BUSINESS & ENTREP	US HIST G&C A	3
4	N	VA BUSINESS & ENTREP	WHG: ANC CIV A	4
4	N	VA BUSINESS & ENTREP	WHG: MED/MOD A	3
4	N	VA BUSINESS & ENTREP	WHG: MOD WLD A	4
4	N	VANALDEN AVE EL	Health	26
4	N	VANALDEN AVE EL	History/Social Science	26
4	N	VANALDEN AVE EL	Mathematics	26
4	N	VANALDEN AVE EL	Reading/English Language Arts	26
4	N	VANALDEN AVE EL	Science	26
4	N	WILBUR CEA	Health	27
4	N	WILBUR CEA	History/Social Science	27
4	N	WILBUR CEA	Mathematics	27
4	N	WILBUR CEA	Reading/English Language Arts	27
4	N	WILBUR CEA	Science	27
4	N	WOODLAND HILLS ACAD	CC ALG 1 TUT LAB A	1
4	N	WOODLAND HILLS ACAD	CC MATH 6 TUT LAB B	1
4	N	WOODLAND HILLS ACAD	CC MATH 6A	9
4	N	WOODLAND HILLS ACAD	CC MATH 7 TUT LAB A	1

***Count of Sufficiency means:** Each class (elementary schools) or section (secondary schools) has verified sufficiency per subject matter.

Board District	Region	School Name	Class/Section Name	*Count of Number of classes/sections verifying sufficiency
4	N	WOODLAND HILLS ACAD	CC MATH 7A	10
4	N	WOODLAND HILLS ACAD	CC MATH 8 TUT LAB A	1
4	N	WOODLAND HILLS ACAD	CC MATH 8A	9
4	N	WOODLAND HILLS ACAD	CREAT EXP MS A	2
4	N	WOODLAND HILLS ACAD	DEV ELS MS A	1
4	N	WOODLAND HILLS ACAD	DEV READ MS A	2
4	N	WOODLAND HILLS ACAD	ELD 1A	2
4	N	WOODLAND HILLS ACAD	ELD 2A	2
4	N	WOODLAND HILLS ACAD	ELD MS 3A	1
4	N	WOODLAND HILLS ACAD	ELD MS 4A	2
4	N	WOODLAND HILLS ACAD	ENGLISH 6A	9
4	N	WOODLAND HILLS ACAD	ENGLISH 7A	9
4	N	WOODLAND HILLS ACAD	ENGLISH 8A	9
4	N	WOODLAND HILLS ACAD	ENV STUDIES MS	2
4	N	WOODLAND HILLS ACAD	GEOGRAPHY FOR MS A	1
4	N	WOODLAND HILLS ACAD	H ACC CC ALG 1A	1
4	N	WOODLAND HILLS ACAD	H ACC CC MATH 7A	1
4	N	WOODLAND HILLS ACAD	H ENGLISH 6A	2
4	N	WOODLAND HILLS ACAD	H ENGLISH 7A	3
4	N	WOODLAND HILLS ACAD	H ENGLISH 8A	3
4	N	WOODLAND HILLS ACAD	H INTEG SCIENCE 8A	2
4	N	WOODLAND HILLS ACAD	H INTEGR SCIENCE 6A	2
4	N	WOODLAND HILLS ACAD	H INTEGR SCIENCE 8B	1
4	N	WOODLAND HILLS ACAD	H US HIST G&C A	3
4	N	WOODLAND HILLS ACAD	H WHG: ANC CIV A	2
4	N	WOODLAND HILLS ACAD	H WHG: MED/MOD A	3
4	N	WOODLAND HILLS ACAD	HEALTH JH	11

***Count of Sufficiency means:** Each class (elementary schools) or section (secondary schools) has verified sufficiency per subject matter.

Board District	Region	School Name	Class/Section Name	*Count of Number of classes/sections verifying sufficiency
4	N	WOODLAND HILLS ACAD	INTEGR SCIENCE 6A	8
4	N	WOODLAND HILLS ACAD	INTEGR SCIENCE 8A	10
4	N	WOODLAND HILLS ACAD	INTRO SPANISH	5
4	N	WOODLAND HILLS ACAD	JOURNALS MS A	1
4	N	WOODLAND HILLS ACAD	L & L EL MS 1A	6
4	N	WOODLAND HILLS ACAD	LIT SUCCESS 1A	8
4	N	WOODLAND HILLS ACAD	SPANISH 1A	1
4	N	WOODLAND HILLS ACAD	US HIST G&C A	8
4	N	WOODLAND HILLS ACAD	WHG: ANC CIV A	8
4	N	WOODLAND HILLS ACAD	WHG: MED/MOD A	10
4	N	WOODLAND HILLS CES	Health	27
4	N	WOODLAND HILLS CES	History/Social Science	27
4	N	WOODLAND HILLS CES	Mathematics	27
4	N	WOODLAND HILLS CES	Reading/English Language Arts	27
4	N	WOODLAND HILLS CES	Science	27
4	W	3RD ST EL	Health	24
4	W	3RD ST EL	History/Social Science	24
4	W	3RD ST EL	Mathematics	24
4	W	3RD ST EL	Reading/English Language Arts	24
4	W	3RD ST EL	Science	24
4	W	3RD ST EL DTK	Health	6
4	W	3RD ST EL DTK	History/Social Science	6
4	W	3RD ST EL DTK	Mathematics	6
4	W	3RD ST EL DTK	Reading/English Language Arts	6
4	W	3RD ST EL DTK	Science	6
4	W	3RD ST EL GIFTED MAG	Health	3
4	W	3RD ST EL GIFTED MAG	History/Social Science	3

***Count of Sufficiency means:** Each class (elementary schools) or section (secondary schools) has verified sufficiency per subject matter.

Board District	Region	School Name	Class/Section Name	*Count of Number of classes/sections verifying sufficiency
4	W	3RD ST EL GIFTED MAG	Mathematics	3
4	W	3RD ST EL GIFTED MAG	Reading/English Language Arts	3
4	W	3RD ST EL GIFTED MAG	Science	3
4	W	BANCROFT MS	CC MATH 6A	7
4	W	BANCROFT MS	CC MATH 7 TUT LAB A	3
4	W	BANCROFT MS	CC MATH 7A	7
4	W	BANCROFT MS	CC MATH 8 TUT LAB A	1
4	W	BANCROFT MS	CC MATH 8A	7
4	W	BANCROFT MS	DEV MATH MS A	5
4	W	BANCROFT MS	ELD 6A	2
4	W	BANCROFT MS	ELD 7A	1
4	W	BANCROFT MS	ELD 8A	1
4	W	BANCROFT MS	ENERGY & ENVIRONMENT	3
4	W	BANCROFT MS	ENGLISH 6A	5
4	W	BANCROFT MS	ENGLISH 7A	6
4	W	BANCROFT MS	ENGLISH 8A	7
4	W	BANCROFT MS	FLIGHT & SPACE	2
4	W	BANCROFT MS	FRENCH 1A	1
4	W	BANCROFT MS	H ACC CC ALG 1A	2
4	W	BANCROFT MS	H ACC CC MATH 7A	1
4	W	BANCROFT MS	H ENGLISH 6A	2
4	W	BANCROFT MS	H ENGLISH 7A	1
4	W	BANCROFT MS	H ENGLISH 8A	2
4	W	BANCROFT MS	H INTEG SCIENCE 8A	2
4	W	BANCROFT MS	H INTEGR SCIENCE 6A	2
4	W	BANCROFT MS	H US HIST G&C A	2
4	W	BANCROFT MS	H WHG: ANC CIV A	2

***Count of Sufficiency means:** Each class (elementary schools) or section (secondary schools) has verified sufficiency per subject matter.

Board District	Region	School Name	Class/Section Name	*Count of Number of classes/sections verifying sufficiency
4	W	BANCROFT MS	H WHG: MED/MOD A	1
4	W	BANCROFT MS	HEALTH JH	7
4	W	BANCROFT MS	INTEG SCIENCE 7	1
4	W	BANCROFT MS	INTEGR SCIENCE 6A	4
4	W	BANCROFT MS	INTEGR SCIENCE 8A	6
4	W	BANCROFT MS	INTRO FRENCH	2
4	W	BANCROFT MS	INTRO MAND	1
4	W	BANCROFT MS	INTRO SPANISH	2
4	W	BANCROFT MS	MAND 1A	2
4	W	BANCROFT MS	MS INT NEW ELD A	2
4	W	BANCROFT MS	SPANISH 1A	3
4	W	BANCROFT MS	US HIST G&C A	7
4	W	BANCROFT MS	WHG: ANC CIV A	4
4	W	BANCROFT MS	WHG: MED/MOD A	7
4	W	BANCROFT MS	WLD LANG CLT	5
4	W	BEETHOVEN ST EL	Health	13
4	W	BEETHOVEN ST EL	History/Social Science	13
4	W	BEETHOVEN ST EL	Mathematics	13
4	W	BEETHOVEN ST EL	Reading/English Language Arts	13
4	W	BEETHOVEN ST EL	Science	13
4	W	BRADDOCK DR EL	Health	12
4	W	BRADDOCK DR EL	History/Social Science	12
4	W	BRADDOCK DR EL	Mathematics	12
4	W	BRADDOCK DR EL	Reading/English Language Arts	12
4	W	BRADDOCK DR EL	Science	12
4	W	BRADDOCK DR EL DTM	Health	12
4	W	BRADDOCK DR EL DTM	History/Social Science	12

***Count of Sufficiency means:** Each class (elementary schools) or section (secondary schools) has verified sufficiency per subject matter.

Board District	Region	School Name	Class/Section Name	*Count of Number of classes/sections verifying sufficiency
4	W	BRADDOCK DR EL DTM	Mathematics	12
4	W	BRADDOCK DR EL DTM	Reading/English Language Arts	12
4	W	BRADDOCK DR EL DTM	Science	12
4	W	BRADDOCK GIFTED MAG	Health	4
4	W	BRADDOCK GIFTED MAG	History/Social Science	4
4	W	BRADDOCK GIFTED MAG	Mathematics	4
4	W	BRADDOCK GIFTED MAG	Reading/English Language Arts	4
4	W	BRADDOCK GIFTED MAG	Science	4
4	W	BRENTWOOD EL SCI MAG	Health	15
4	W	BRENTWOOD EL SCI MAG	History/Social Science	15
4	W	BRENTWOOD EL SCI MAG	Mathematics	15
4	W	BRENTWOOD EL SCI MAG	Reading/English Language Arts	15
4	W	BRENTWOOD EL SCI MAG	Science	15
4	W	BROADWAY EL DTM	Health	16
4	W	BROADWAY EL DTM	History/Social Science	16
4	W	BROADWAY EL DTM	Mathematics	16
4	W	BROADWAY EL DTM	Reading/English Language Arts	16
4	W	BROADWAY EL DTM	Science	16
4	W	BROADWAY EL DTS	Health	8
4	W	BROADWAY EL DTS	History/Social Science	8
4	W	BROADWAY EL DTS	Mathematics	8
4	W	BROADWAY EL DTS	Reading/English Language Arts	8
4	W	BROADWAY EL DTS	Science	8
4	W	BROCKTON AVE EL	Health	18
4	W	BROCKTON AVE EL	History/Social Science	18
4	W	BROCKTON AVE EL	Mathematics	18
4	W	BROCKTON AVE EL	Reading/English Language Arts	18

***Count of Sufficiency means:** Each class (elementary schools) or section (secondary schools) has verified sufficiency per subject matter.

Board District	Region	School Name	Class/Section Name	*Count of Number of classes/sections verifying sufficiency
4	W	BROCKTON AVE EL	Science	18
4	W	CANYON CEL	Health	17
4	W	CANYON CEL	History/Social Science	17
4	W	CANYON CEL	Mathematics	17
4	W	CANYON CEL	Reading/English Language Arts	17
4	W	CANYON CEL	Science	17
4	W	COEUR D ALENE AVE EL	Health	17
4	W	COEUR D ALENE AVE EL	History/Social Science	17
4	W	COEUR D ALENE AVE EL	Mathematics	17
4	W	COEUR D ALENE AVE EL	Reading/English Language Arts	17
4	W	COEUR D ALENE AVE EL	Science	17
4	W	COMMUNITY EL MAG CS	Health	18
4	W	COMMUNITY EL MAG CS	History/Social Science	18
4	W	COMMUNITY EL MAG CS	Mathematics	18
4	W	COMMUNITY EL MAG CS	Reading/English Language Arts	18
4	W	COMMUNITY EL MAG CS	Science	18
4	W	COWAN AVE EL	Health	10
4	W	COWAN AVE EL	History/Social Science	10
4	W	COWAN AVE EL	Mathematics	10
4	W	COWAN AVE EL	Reading/English Language Arts	10
4	W	COWAN AVE EL	Science	10
4	W	COWAN AVE EL DWS	Health	7
4	W	COWAN AVE EL DWS	History/Social Science	7
4	W	COWAN AVE EL DWS	Mathematics	7
4	W	COWAN AVE EL DWS	Reading/English Language Arts	7
4	W	COWAN AVE EL DWS	Science	7
4	W	COWAN GIFTED/IH MAG	Health	6

***Count of Sufficiency means:** Each class (elementary schools) or section (secondary schools) has verified sufficiency per subject matter.

Board District	Region	School Name	Class/Section Name	*Count of Number of classes/sections verifying sufficiency
4	W	COWAN GIFTED/IH MAG	History/Social Science	6
4	W	COWAN GIFTED/IH MAG	Mathematics	6
4	W	COWAN GIFTED/IH MAG	Reading/English Language Arts	6
4	W	COWAN GIFTED/IH MAG	Science	6
4	W	EMERSON CC	CC MATH 6A	6
4	W	EMERSON CC	CC MATH 7A	5
4	W	EMERSON CC	CC MATH 8A	5
4	W	EMERSON CC	CREAT EXP MS A	4
4	W	EMERSON CC	DEV ELS MS A	4
4	W	EMERSON CC	DEV READ MS A	5
4	W	EMERSON CC	ELD 6A	1
4	W	EMERSON CC	ELD 7A	1
4	W	EMERSON CC	ELD 8A	1
4	W	EMERSON CC	ENGLISH 6A	4
4	W	EMERSON CC	ENGLISH 7A	5
4	W	EMERSON CC	ENGLISH 8A	4
4	W	EMERSON CC	ETHN STUDIES-IDTY&CMTY	1
4	W	EMERSON CC	H ACC CC ALG 1A	1
4	W	EMERSON CC	H ACC CC MATH 7A	1
4	W	EMERSON CC	H ENGLISH 6A	3
4	W	EMERSON CC	H ENGLISH 7A	2
4	W	EMERSON CC	H ENGLISH 8A	3
4	W	EMERSON CC	H HGH ACC CC MATH 6/7A	1
4	W	EMERSON CC	H HGH ACC CC MATH 8/ALG1A	1
4	W	EMERSON CC	H INTEG SCIENCE 7	2
4	W	EMERSON CC	H INTEGR SCIENCE 6A	3
4	W	EMERSON CC	H US HIST G&C A	3

***Count of Sufficiency means:** Each class (elementary schools) or section (secondary schools) has verified sufficiency per subject matter.

Board District	Region	School Name	Class/Section Name	*Count of Number of classes/sections verifying sufficiency
4	W	EMERSON CC	H WHG: ANC CIV A	3
4	W	EMERSON CC	H WHG: MED/MOD A	2
4	W	EMERSON CC	INTEG SCIENCE 7	5
4	W	EMERSON CC	INTEGR SCIENCE 6A	4
4	W	EMERSON CC	INTEGR SCIENCE 8A	2
4	W	EMERSON CC	MS INT NEW ELD A	2
4	W	EMERSON CC	US HIST G&C A	4
4	W	EMERSON CC	WHG: ANC CIV A	4
4	W	EMERSON CC	WHG: MED/MOD A	5
4	W	FAIRBURN AVE EL	Health	19
4	W	FAIRBURN AVE EL	History/Social Science	19
4	W	FAIRBURN AVE EL	Mathematics	19
4	W	FAIRBURN AVE EL	Reading/English Language Arts	19
4	W	FAIRBURN AVE EL	Science	19
4	W	FAIRFAX SH	ACADEMIC ELD 3A	1
4	W	FAIRFAX SH	ACADEMIC ELD 4A	1
4	W	FAIRFAX SH	ADV ELD SH 2A	1
4	W	FAIRFAX SH	ADV ELD SH A	1
4	W	FAIRFAX SH	AM LIT COMP	7
4	W	FAIRFAX SH	ANCT CIVL	11
4	W	FAIRFAX SH	AP BIO A	1
4	W	FAIRFAX SH	AP CALCULUS A	2
4	W	FAIRFAX SH	AP CALCULUS B	1
4	W	FAIRFAX SH	AP CHEMISTRY A	2
4	W	FAIRFAX SH	AP COMP SCI A CTE A	1
4	W	FAIRFAX SH	AP COMP SCI PRIN A	1
4	W	FAIRFAX SH	AP COMP SCI PRIN A CTE	1

***Count of Sufficiency means:** Each class (elementary schools) or section (secondary schools) has verified sufficiency per subject matter.

Board District	Region	School Name	Class/Section Name	*Count of Number of classes/sections verifying sufficiency
4	W	FAIRFAX SH	AP ENG LANG A	2
4	W	FAIRFAX SH	AP ENG LIT A	2
4	W	FAIRFAX SH	AP GOVT & POL	2
4	W	FAIRFAX SH	AP HUMAN GEO A	2
4	W	FAIRFAX SH	AP MACRO ECONO	1
4	W	FAIRFAX SH	AP PHY:C MEC A	1
4	W	FAIRFAX SH	AP PHYSICS 1A	1
4	W	FAIRFAX SH	AP SPAN LIT A	1
4	W	FAIRFAX SH	AP SPAN LNG A	2
4	W	FAIRFAX SH	AP ST ART 2D A	1
4	W	FAIRFAX SH	AP ST ART DR A	1
4	W	FAIRFAX SH	AP STATISTICS A	1
4	W	FAIRFAX SH	AP US HIST A	2
4	W	FAIRFAX SH	AP WLD HIST A	3
4	W	FAIRFAX SH	ASIAN STU	4
4	W	FAIRFAX SH	BIOLOGY:LIVING EARTH A	12
4	W	FAIRFAX SH	CC ALG 1 TUT LAB A	1
4	W	FAIRFAX SH	CC ALGEBRA 1	17
4	W	FAIRFAX SH	CC ALGEBRA 2A	16
4	W	FAIRFAX SH	CC GEOMETRY A	20
4	W	FAIRFAX SH	CHEMISTRY:EARTH SYS A	12
4	W	FAIRFAX SH	CONS MATH A	2
4	W	FAIRFAX SH	CONSTITN LAW A	2
4	W	FAIRFAX SH	CREAT WRIT	1
4	W	FAIRFAX SH	DEV ELS SH A	1
4	W	FAIRFAX SH	DEV MATH SH A	3
4	W	FAIRFAX SH	DEV READ HS A	2

***Count of Sufficiency means:** Each class (elementary schools) or section (secondary schools) has verified sufficiency per subject matter.

Board District	Region	School Name	Class/Section Name	*Count of Number of classes/sections verifying sufficiency
4	W	FAIRFAX SH	DL INTRO WLD PERCUS-KOR B	1
4	W	FAIRFAX SH	ELD 1A	2
4	W	FAIRFAX SH	ELD 2A	2
4	W	FAIRFAX SH	ENGLISH 10A	11
4	W	FAIRFAX SH	ENGLISH 9A	12
4	W	FAIRFAX SH	ERWC A	3
4	W	FAIRFAX SH	EXPOS COMP	2
4	W	FAIRFAX SH	GEOG A	7
4	W	FAIRFAX SH	GREAT BOOKS	2
4	W	FAIRFAX SH	H ADV COMP	6
4	W	FAIRFAX SH	H AM LIT COMP	4
4	W	FAIRFAX SH	H BIOLOGY:LIVING EARTH A	6
4	W	FAIRFAX SH	H CHEMISTRY:EARTH SYS A	3
4	W	FAIRFAX SH	H ENGLISH 10A	7
4	W	FAIRFAX SH	H ENGLISH 9A	5
4	W	FAIRFAX SH	H INTRO FORENSIC SCI A	4
4	W	FAIRFAX SH	H PRIN AM DEMOCR	4
4	W	FAIRFAX SH	H US HIST 20TH A	5
4	W	FAIRFAX SH	H WHG: MOD WLD A	4
4	W	FAIRFAX SH	HEALTH SH	9
4	W	FAIRFAX SH	HIS MID EAST	3
4	W	FAIRFAX SH	IB ENG HL 1A	1
4	W	FAIRFAX SH	IB HS AMR HL 2A	1
4	W	FAIRFAX SH	IB MATH ANLYS & APPR SL A	1
4	W	FAIRFAX SH	IB SPAN SL A	1
4	W	FAIRFAX SH	INT DATA SCI A	2
4	W	FAIRFAX SH	INTERACTIONS A	6

***Count of Sufficiency means:** Each class (elementary schools) or section (secondary schools) has verified sufficiency per subject matter.

Board District	Region	School Name	Class/Section Name	*Count of Number of classes/sections verifying sufficiency
4	W	FAIRFAX SH	INTRO PSYCH	2
4	W	FAIRFAX SH	INTRO SOCIO	1
4	W	FAIRFAX SH	INTRO TO ETHNIC STUDIES	11
4	W	FAIRFAX SH	JOURNALISM 1A	1
4	W	FAIRFAX SH	JOURNALISM 2A	1
4	W	FAIRFAX SH	KOREAN 1A	1
4	W	FAIRFAX SH	KOREAN 2A	2
4	W	FAIRFAX SH	KOREAN 3A	1
4	W	FAIRFAX SH	KOREAN 4A	1
4	W	FAIRFAX SH	L & L EL SH 2A	1
4	W	FAIRFAX SH	L & L EL SH A	1
4	W	FAIRFAX SH	LAW & YOUTH SE	2
4	W	FAIRFAX SH	PHYSICS:THE UNIVERSE A	4
4	W	FAIRFAX SH	PHYSIOLOGY A	3
4	W	FAIRFAX SH	PRECALC A	4
4	W	FAIRFAX SH	PRIN AM DEMOCR	8
4	W	FAIRFAX SH	SPAN SP 1A	2
4	W	FAIRFAX SH	SPAN SP 2A	2
4	W	FAIRFAX SH	SPANISH 1A	11
4	W	FAIRFAX SH	SPANISH 2A	14
4	W	FAIRFAX SH	SPANISH 3A	4
4	W	FAIRFAX SH	STAT & PROB A	5
4	W	FAIRFAX SH	US HIST 20TH A	8
4	W	FAIRFAX SH	WHG: MOD WLD A	10
4	W	FAIRFAX SH	ZOOLOGY	1
4	W	GARDNER ST EL	Health	10
4	W	GARDNER ST EL	History/Social Science	10

***Count of Sufficiency means:** Each class (elementary schools) or section (secondary schools) has verified sufficiency per subject matter.

Board District	Region	School Name	Class/Section Name	*Count of Number of classes/sections verifying sufficiency
4	W	GARDNER ST EL	Mathematics	10
4	W	GARDNER ST EL	Reading/English Language Arts	10
4	W	GARDNER ST EL	Science	10
4	W	GARDNER ST EL AI MAG	Health	6
4	W	GARDNER ST EL AI MAG	History/Social Science	6
4	W	GARDNER ST EL AI MAG	Mathematics	6
4	W	GARDNER ST EL AI MAG	Reading/English Language Arts	6
4	W	GARDNER ST EL AI MAG	Science	6
4	W	GRAND VIEW BLVD EL D	Health	19
4	W	GRAND VIEW BLVD EL D	History/Social Science	19
4	W	GRAND VIEW BLVD EL D	Mathematics	19
4	W	GRAND VIEW BLVD EL D	Reading/English Language Arts	19
4	W	GRAND VIEW BLVD EL D	Science	19
4	W	GRAND VW BL EL	Health	20
4	W	GRAND VW BL EL	History/Social Science	20
4	W	GRAND VW BL EL	Mathematics	20
4	W	GRAND VW BL EL	Reading/English Language Arts	20
4	W	GRAND VW BL EL	Science	20
4	W	HANCOCK PARK EL	Health	30
4	W	HANCOCK PARK EL	History/Social Science	30
4	W	HANCOCK PARK EL	Mathematics	30
4	W	HANCOCK PARK EL	Reading/English Language Arts	30
4	W	HANCOCK PARK EL	Science	30
4	W	HOLLYWOOD SH	ACADEMIC ELD 3A	1
4	W	HOLLYWOOD SH	ACADEMIC ELD 4A	1
4	W	HOLLYWOOD SH	ADV ELD SH 2A	3
4	W	HOLLYWOOD SH	ADV ELD SH A	3

***Count of Sufficiency means:** Each class (elementary schools) or section (secondary schools) has verified sufficiency per subject matter.

Board District	Region	School Name	Class/Section Name	*Count of Number of classes/sections verifying sufficiency
4	W	HOLLYWOOD SH	AFRO-AM HIST	1
4	W	HOLLYWOOD SH	AM LIT COMP	8
4	W	HOLLYWOOD SH	AP BIO A	2
4	W	HOLLYWOOD SH	AP CALCULUS A	1
4	W	HOLLYWOOD SH	AP CHEMISTRY A	1
4	W	HOLLYWOOD SH	AP COMP SC A A	1
4	W	HOLLYWOOD SH	AP COMP SCI PRIN A	1
4	W	HOLLYWOOD SH	AP ENG LANG A	3
4	W	HOLLYWOOD SH	AP ENG LIT A	4
4	W	HOLLYWOOD SH	AP ENV SCI A	3
4	W	HOLLYWOOD SH	AP GOVT & POL	3
4	W	HOLLYWOOD SH	AP HUMAN GEO A	4
4	W	HOLLYWOOD SH	AP MUSIC THY A	1
4	W	HOLLYWOOD SH	AP PHYSICS 1A	1
4	W	HOLLYWOOD SH	AP PSYCHOLOG A	2
4	W	HOLLYWOOD SH	AP SEMINAR A	2
4	W	HOLLYWOOD SH	AP SPAN LIT A	1
4	W	HOLLYWOOD SH	AP SPAN LNG A	2
4	W	HOLLYWOOD SH	AP STATISTICS A	1
4	W	HOLLYWOOD SH	AP US HIST A	3
4	W	HOLLYWOOD SH	AP WLD HIST A	3
4	W	HOLLYWOOD SH	BIOLOGY:LIVING EARTH A	7
4	W	HOLLYWOOD SH	CC ALG 2 TUT LAB A	4
4	W	HOLLYWOOD SH	CC ALGEBRA 1	7
4	W	HOLLYWOOD SH	CC ALGEBRA 2A	7
4	W	HOLLYWOOD SH	CC GEOM TUT LAB A	1
4	W	HOLLYWOOD SH	CC GEOMETRY A	8

***Count of Sufficiency means:** Each class (elementary schools) or section (secondary schools) has verified sufficiency per subject matter.

Board District	Region	School Name	Class/Section Name	*Count of Number of classes/sections verifying sufficiency
4	W	HOLLYWOOD SH	CHEMISTRY:EARTH SYS A	6
4	W	HOLLYWOOD SH	CREAT WRIT	3
4	W	HOLLYWOOD SH	DEV ELS SH A	5
4	W	HOLLYWOOD SH	DEV READ HS A	12
4	W	HOLLYWOOD SH	ELD 1A	2
4	W	HOLLYWOOD SH	ELD 2A	2
4	W	HOLLYWOOD SH	ENGLISH 10A	8
4	W	HOLLYWOOD SH	ENGLISH 9A	7
4	W	HOLLYWOOD SH	EXPOS COMP	7
4	W	HOLLYWOOD SH	H AM LIT COMP	1
4	W	HOLLYWOOD SH	H BIOLOGY:LIVING EARTH A	5
4	W	HOLLYWOOD SH	H CC ALGEBRA 1	4
4	W	HOLLYWOOD SH	H CC ALGEBRA 2A	4
4	W	HOLLYWOOD SH	H CC GEOMETRY A	6
4	W	HOLLYWOOD SH	H CHEMISTRY:EARTH SYS A	5
4	W	HOLLYWOOD SH	H ENGLISH 10A	5
4	W	HOLLYWOOD SH	H ENGLISH 9A	5
4	W	HOLLYWOOD SH	H GEOG A	1
4	W	HOLLYWOOD SH	H GREAT BOOKS	1
4	W	HOLLYWOOD SH	H INTRO FORENSIC SCI A	1
4	W	HOLLYWOOD SH	H PHYSICS:THE UNIVERSE A	1
4	W	HOLLYWOOD SH	H PRECALC A	4
4	W	HOLLYWOOD SH	H PRIN AM DEMOCR	1
4	W	HOLLYWOOD SH	H US HIST 20TH A	1
4	W	HOLLYWOOD SH	H WHG: MOD WLD A	1
4	W	HOLLYWOOD SH	HEALTH SH	5
4	W	HOLLYWOOD SH	INT DATA SCI A	5

***Count of Sufficiency means:** Each class (elementary schools) or section (secondary schools) has verified sufficiency per subject matter.

Board District	Region	School Name	Class/Section Name	*Count of Number of classes/sections verifying sufficiency
4	W	HOLLYWOOD SH	INTERACTIONS A	2
4	W	HOLLYWOOD SH	INTRO PSYCH	3
4	W	HOLLYWOOD SH	INTRO TO ETHNIC STUDIES	10
4	W	HOLLYWOOD SH	ITALIAN 1A	2
4	W	HOLLYWOOD SH	ITALIAN 2A	2
4	W	HOLLYWOOD SH	ITALIAN 3A	2
4	W	HOLLYWOOD SH	JOURNALISM 1A	2
4	W	HOLLYWOOD SH	JOURNALISM 2A	2
4	W	HOLLYWOOD SH	JOURNALISM 3A	1
4	W	HOLLYWOOD SH	KOREAN 2A	1
4	W	HOLLYWOOD SH	KOREAN 3A	1
4	W	HOLLYWOOD SH	MAND 2A	1
4	W	HOLLYWOOD SH	MAND 3A	1
4	W	HOLLYWOOD SH	MARINE BIO A	5
4	W	HOLLYWOOD SH	PHYSICS:THE UNIVERSE A	4
4	W	HOLLYWOOD SH	PRECALC A	2
4	W	HOLLYWOOD SH	PRIN AM DEMOCR	7
4	W	HOLLYWOOD SH	SPAN SP 1A	3
4	W	HOLLYWOOD SH	SPAN SP 2A	2
4	W	HOLLYWOOD SH	SPANISH 1A	5
4	W	HOLLYWOOD SH	SPANISH 2A	2
4	W	HOLLYWOOD SH	SPANISH 3A	3
4	W	HOLLYWOOD SH	SPEECH A	6
4	W	HOLLYWOOD SH	TC MATH STAT A	1
4	W	HOLLYWOOD SH	US HIST 20TH A	8
4	W	HOLLYWOOD SH	WHG: MOD WLD A	8
4	W	HOLLYWOOD SH	WRIT SEMINAR A	4

***Count of Sufficiency means:** Each class (elementary schools) or section (secondary schools) has verified sufficiency per subject matter.

Board District	Region	School Name	Class/Section Name	*Count of Number of classes/sections verifying sufficiency
4	W	JOHNSON STEM ACADEMY	ADV ELD MS 1A	2
4	W	JOHNSON STEM ACADEMY	CC MATH 6 TUT LAB A	2
4	W	JOHNSON STEM ACADEMY	CC MATH 6A	2
4	W	JOHNSON STEM ACADEMY	CC MATH 7 TUT LAB A	1
4	W	JOHNSON STEM ACADEMY	CC MATH 7A	1
4	W	JOHNSON STEM ACADEMY	CC MATH 8 TUT LAB A	1
4	W	JOHNSON STEM ACADEMY	CC MATH 8A	1
4	W	JOHNSON STEM ACADEMY	DEV ELS MS A	3
4	W	JOHNSON STEM ACADEMY	ENGLISH 6A	1
4	W	JOHNSON STEM ACADEMY	ENGLISH 7A	1
4	W	JOHNSON STEM ACADEMY	ENGLISH 8A	1
4	W	JOHNSON STEM ACADEMY	ETHN STUDIES-IDTY&CMTY	1
4	W	JOHNSON STEM ACADEMY	EXPLORATN SCI	2
4	W	JOHNSON STEM ACADEMY	GEOGRAPHY FOR MS A	1
4	W	JOHNSON STEM ACADEMY	H ACC CC MATH 7A	1
4	W	JOHNSON STEM ACADEMY	H ENGLISH 6A	1
4	W	JOHNSON STEM ACADEMY	H ENGLISH 7A	1
4	W	JOHNSON STEM ACADEMY	H ENGLISH 8A	1
4	W	JOHNSON STEM ACADEMY	H HGH ACC CC MATH 8/ALG1A	1
4	W	JOHNSON STEM ACADEMY	H US HIST G&C A	1
4	W	JOHNSON STEM ACADEMY	H WHG: ANC CIV A	1
4	W	JOHNSON STEM ACADEMY	H WHG: MED/MOD A	1
4	W	JOHNSON STEM ACADEMY	INTEG SCIENCE 7	2
4	W	JOHNSON STEM ACADEMY	INTEGR SCIENCE 6A	2
4	W	JOHNSON STEM ACADEMY	INTEGR SCIENCE 8A	2
4	W	JOHNSON STEM ACADEMY	US HIST G&C A	1
4	W	JOHNSON STEM ACADEMY	WHG: ANC CIV A	1

***Count of Sufficiency means:** Each class (elementary schools) or section (secondary schools) has verified sufficiency per subject matter.

Board District	Region	School Name	Class/Section Name	*Count of Number of classes/sections verifying sufficiency
4	W	JOHNSON STEM ACADEMY	WHG: MED/MOD A	1
4	W	KENTER CANYON EC	Health	21
4	W	KENTER CANYON EC	History/Social Science	21
4	W	KENTER CANYON EC	Mathematics	21
4	W	KENTER CANYON EC	Reading/English Language Arts	21
4	W	KENTER CANYON EC	Science	21
4	W	KENTWOOD EL	Health	19
4	W	KENTWOOD EL	History/Social Science	19
4	W	KENTWOOD EL	Mathematics	19
4	W	KENTWOOD EL	Reading/English Language Arts	19
4	W	KENTWOOD EL	Science	19
4	W	LAUREL CACT MAG	B READ MS A	1
4	W	LAUREL CACT MAG	CC MATH 6A	3
4	W	LAUREL CACT MAG	CC MATH 7 TUT LAB A	1
4	W	LAUREL CACT MAG	CC MATH 7A	2
4	W	LAUREL CACT MAG	CC MATH 8A	2
4	W	LAUREL CACT MAG	DEV MATH MS A	2
4	W	LAUREL CACT MAG	DEV READ MS A	1
4	W	LAUREL CACT MAG	ELD 6A	1
4	W	LAUREL CACT MAG	ELD 7A	1
4	W	LAUREL CACT MAG	ELD 8A	1
4	W	LAUREL CACT MAG	ENGLISH 6A	3
4	W	LAUREL CACT MAG	ENGLISH 7A	2
4	W	LAUREL CACT MAG	ENGLISH 8A	2
4	W	LAUREL CACT MAG	H ACC CC MATH 7A	1
4	W	LAUREL CACT MAG	Health	7
4	W	LAUREL CACT MAG	History/Social Science	7

***Count of Sufficiency means:** Each class (elementary schools) or section (secondary schools) has verified sufficiency per subject matter.

Board District	Region	School Name	Class/Section Name	*Count of Number of classes/sections verifying sufficiency
4	W	LAUREL CACT MAG	INTEG SCIENCE 7	3
4	W	LAUREL CACT MAG	INTEGR SCIENCE 6A	3
4	W	LAUREL CACT MAG	INTEGR SCIENCE 8A	2
4	W	LAUREL CACT MAG	Mathematics	7
4	W	LAUREL CACT MAG	MS INT NEW ELD A	4
4	W	LAUREL CACT MAG	Reading/English Language Arts	7
4	W	LAUREL CACT MAG	Science	7
4	W	LAUREL CACT MAG	SPANISH 1A	1
4	W	LAUREL CACT MAG	US HIST G&C A	2
4	W	LAUREL CACT MAG	WHG: ANC CIV A	3
4	W	LAUREL CACT MAG	WHG: MED/MOD A	3
4	W	LOYOLA VILLG EL F/PAM	Health	10
4	W	LOYOLA VILLG EL F/PAM	History/Social Science	10
4	W	LOYOLA VILLG EL F/PAM	Mathematics	10
4	W	LOYOLA VILLG EL F/PAM	Reading/English Language Arts	10
4	W	LOYOLA VILLG EL F/PAM	Science	10
4	W	MAR VISTA EL	Health	33
4	W	MAR VISTA EL	History/Social Science	33
4	W	MAR VISTA EL	Mathematics	33
4	W	MAR VISTA EL	Reading/English Language Arts	33
4	W	MAR VISTA EL	Science	33
4	W	MARINA DEL REY MS	ADV ELD MS 1A	1
4	W	MARINA DEL REY MS	ADV ELD MS 2A	1
4	W	MARINA DEL REY MS	CC MATH 6A	5
4	W	MARINA DEL REY MS	CC MATH 7 TUT LAB A	1
4	W	MARINA DEL REY MS	CC MATH 7A	3
4	W	MARINA DEL REY MS	CC MATH 8 TUT LAB A	1

***Count of Sufficiency means:** Each class (elementary schools) or section (secondary schools) has verified sufficiency per subject matter.

Board District	Region	School Name	Class/Section Name	*Count of Number of classes/sections verifying sufficiency
4	W	MARINA DEL REY MS	CC MATH 8A	2
4	W	MARINA DEL REY MS	DEV ELS MS A	3
4	W	MARINA DEL REY MS	DEV ELS MS B	1
4	W	MARINA DEL REY MS	DEV MATH MS A	4
4	W	MARINA DEL REY MS	DEV READ MS A	5
4	W	MARINA DEL REY MS	ELD 1A	2
4	W	MARINA DEL REY MS	ELD 1B	2
4	W	MARINA DEL REY MS	ELD 2A	2
4	W	MARINA DEL REY MS	ENG ALT CUR 6A	1
4	W	MARINA DEL REY MS	ENG ALT CUR 7A	1
4	W	MARINA DEL REY MS	ENG ALT CUR 8A	1
4	W	MARINA DEL REY MS	ENGLISH 6A	5
4	W	MARINA DEL REY MS	ENGLISH 7A	4
4	W	MARINA DEL REY MS	ENGLISH 8A	6
4	W	MARINA DEL REY MS	ETHN STUDIES-IDTY&CMTY	1
4	W	MARINA DEL REY MS	H ACC CC MATH 7A	1
4	W	MARINA DEL REY MS	H ENGLISH 6A	2
4	W	MARINA DEL REY MS	H ENGLISH 7A	2
4	W	MARINA DEL REY MS	H ENGLISH 8A	2
4	W	MARINA DEL REY MS	H HGH ACC CC MATH 6/7A	2
4	W	MARINA DEL REY MS	H INTEG SCIENCE 8A	2
4	W	MARINA DEL REY MS	H INTEGR SCIENCE 6A	2
4	W	MARINA DEL REY MS	H US HIST G&C A	2
4	W	MARINA DEL REY MS	H WHG: ANC CIV A	2
4	W	MARINA DEL REY MS	H WHG: MED/MOD A	2
4	W	MARINA DEL REY MS	INTEG SCIENCE 7	1
4	W	MARINA DEL REY MS	INTEGR SCIENCE 6A	5

***Count of Sufficiency means:** Each class (elementary schools) or section (secondary schools) has verified sufficiency per subject matter.

Board District	Region	School Name	Class/Section Name	*Count of Number of classes/sections verifying sufficiency
4	W	MARINA DEL REY MS	INTEGR SCIENCE 8A	5
4	W	MARINA DEL REY MS	SCI/HLT AC 6A	1
4	W	MARINA DEL REY MS	SCI/HLT AC 7	1
4	W	MARINA DEL REY MS	US HIST G&C A	9
4	W	MARINA DEL REY MS	WHG: ANC CIV A	5
4	W	MARINA DEL REY MS	WHG: MED/MOD A	5
4	W	MARK TWAIN MS	CC GEOMETRY A	3
4	W	MARK TWAIN MS	CC MATH 6A	10
4	W	MARK TWAIN MS	CC MATH 7A	10
4	W	MARK TWAIN MS	CC MATH 8A	6
4	W	MARK TWAIN MS	DEV ELS MS A	2
4	W	MARK TWAIN MS	DEV READ MS A	9
4	W	MARK TWAIN MS	ELD 6A	1
4	W	MARK TWAIN MS	ELD 7A	1
4	W	MARK TWAIN MS	ELD 8A	1
4	W	MARK TWAIN MS	ENGLISH 6A	4
4	W	MARK TWAIN MS	ENGLISH 7A	6
4	W	MARK TWAIN MS	ENGLISH 8A	5
4	W	MARK TWAIN MS	H ACC CC MATH 7A	1
4	W	MARK TWAIN MS	H ENGLISH 6A	8
4	W	MARK TWAIN MS	H ENGLISH 7A	7
4	W	MARK TWAIN MS	H ENGLISH 8A	6
4	W	MARK TWAIN MS	H HGH ACC CC MATH 6/7A	3
4	W	MARK TWAIN MS	H HGH ACC CC MATH 8/ALG1A	5
4	W	MARK TWAIN MS	H INTEG SCIENCE 7	7
4	W	MARK TWAIN MS	H INTEG SCIENCE 8A	6
4	W	MARK TWAIN MS	H INTEGR SCIENCE 6A	7

***Count of Sufficiency means:** Each class (elementary schools) or section (secondary schools) has verified sufficiency per subject matter.

Board District	Region	School Name	Class/Section Name	*Count of Number of classes/sections verifying sufficiency
4	W	MARK TWAIN MS	H US HIST G&C A	6
4	W	MARK TWAIN MS	H WHG: ANC CIV A	6
4	W	MARK TWAIN MS	H WHG: MED/MOD A	6
4	W	MARK TWAIN MS	INTEG SCIENCE 7	8
4	W	MARK TWAIN MS	INTEGR SCIENCE 6A	6
4	W	MARK TWAIN MS	INTEGR SCIENCE 8A	8
4	W	MARK TWAIN MS	INTRO MAND	1
4	W	MARK TWAIN MS	INTRO SPANISH	1
4	W	MARK TWAIN MS	MAND 1A	1
4	W	MARK TWAIN MS	MAND 2A	1
4	W	MARK TWAIN MS	MAND CLT INTERM 1A	2
4	W	MARK TWAIN MS	MAND CLT INTERM 2A	2
4	W	MARK TWAIN MS	MAND CLT INTERM 3A	1
4	W	MARK TWAIN MS	MAND SP 1A	2
4	W	MARK TWAIN MS	MAND SP 2A	2
4	W	MARK TWAIN MS	MAND SP 3A	2
4	W	MARK TWAIN MS	MS INT NEW ELD A	6
4	W	MARK TWAIN MS	SP LANG/CUL INTERM SP A	2
4	W	MARK TWAIN MS	SPAN SP 1A	2
4	W	MARK TWAIN MS	SPAN SP 2A	1
4	W	MARK TWAIN MS	SPANISH 1A	7
4	W	MARK TWAIN MS	SPANISH 2A	2
4	W	MARK TWAIN MS	US HIST G&C A	6
4	W	MARK TWAIN MS	WHG: ANC CIV A	6
4	W	MARK TWAIN MS	WHG: MED/MOD A	8
4	W	MARQUEZ CHARTER	Health	14
4	W	MARQUEZ CHARTER	History/Social Science	14

***Count of Sufficiency means:** Each class (elementary schools) or section (secondary schools) has verified sufficiency per subject matter.

Board District	Region	School Name	Class/Section Name	*Count of Number of classes/sections verifying sufficiency
4	W	MARQUEZ CHARTER	Mathematics	14
4	W	MARQUEZ CHARTER	Reading/English Language Arts	14
4	W	MARQUEZ CHARTER	Science	14
4	W	MELROSE AVE EL M/S MG	Health	18
4	W	MELROSE AVE EL M/S MG	History/Social Science	18
4	W	MELROSE AVE EL M/S MG	Mathematics	18
4	W	MELROSE AVE EL M/S MG	Reading/English Language Arts	18
4	W	MELROSE AVE EL M/S MG	Science	18
4	W	OPEN CHARTER MAG	Health	31
4	W	OPEN CHARTER MAG	History/Social Science	31
4	W	OPEN CHARTER MAG	Mathematics	31
4	W	OPEN CHARTER MAG	Reading/English Language Arts	31
4	W	OPEN CHARTER MAG	Science	31
4	W	PALISADES CEL	Health	20
4	W	PALISADES CEL	History/Social Science	20
4	W	PALISADES CEL	Mathematics	20
4	W	PALISADES CEL	Reading/English Language Arts	20
4	W	PALISADES CEL	Science	20
4	W	PASEO DEL REY DTS	Health	3
4	W	PASEO DEL REY DTS	History/Social Science	3
4	W	PASEO DEL REY DTS	Mathematics	3
4	W	PASEO DEL REY DTS	Reading/English Language Arts	3
4	W	PASEO DEL REY DTS	Science	3
4	W	PASEO DEL REY EL	Health	5
4	W	PASEO DEL REY EL	History/Social Science	5
4	W	PASEO DEL REY EL	Mathematics	5
4	W	PASEO DEL REY EL	Reading/English Language Arts	5

***Count of Sufficiency means:** Each class (elementary schools) or section (secondary schools) has verified sufficiency per subject matter.

Board District	Region	School Name	Class/Section Name	*Count of Number of classes/sections verifying sufficiency
4	W	PASEO DEL REY EL	Science	5
4	W	PASEO DEL REY NS MAG	Health	3
4	W	PASEO DEL REY NS MAG	History/Social Science	3
4	W	PASEO DEL REY NS MAG	Mathematics	3
4	W	PASEO DEL REY NS MAG	Reading/English Language Arts	3
4	W	PASEO DEL REY NS MAG	Science	3
4	W	PHOENIX HS	ADV ELD SH 2A	1
4	W	PHOENIX HS	AM LIT COMP	3
4	W	PHOENIX HS	BIOLOGY:LIVING EARTH A	2
4	W	PHOENIX HS	BIOLOGY:LIVING EARTH B	2
4	W	PHOENIX HS	CC ALGEBRA 1	3
4	W	PHOENIX HS	CC ALGEBRA 2A	3
4	W	PHOENIX HS	CC ALGEBRA 2B	2
4	W	PHOENIX HS	CC GEOMETRY A	3
4	W	PHOENIX HS	CC GEOMETRY B	4
4	W	PHOENIX HS	CHEMISTRY:EARTH SYS A	1
4	W	PHOENIX HS	CHEMISTRY:EARTH SYS B	1
4	W	PHOENIX HS	ECONOMICS	3
4	W	PHOENIX HS	ENGLISH 10A	5
4	W	PHOENIX HS	ENGLISH 10B	5
4	W	PHOENIX HS	ENGLISH 9A	4
4	W	PHOENIX HS	ENGLISH 9B	3
4	W	PHOENIX HS	EXPOS COMP	3
4	W	PHOENIX HS	HEALTH SH	2
4	W	PHOENIX HS	INTRO PSYCH	2
4	W	PHOENIX HS	INTRO SOCIO	2
4	W	PHOENIX HS	INTRO TO ETHNIC STUDIES	1

***Count of Sufficiency means:** Each class (elementary schools) or section (secondary schools) has verified sufficiency per subject matter.

Board District	Region	School Name	Class/Section Name	*Count of Number of classes/sections verifying sufficiency
4	W	PHOENIX HS	L & L EL SH A	1
4	W	PHOENIX HS	PRIN AM DEMOCR	3
4	W	PHOENIX HS	SPANISH 1A	2
4	W	PHOENIX HS	SPANISH 1B	1
4	W	PHOENIX HS	SPANISH 2A	2
4	W	PHOENIX HS	SPANISH 2B	1
4	W	PHOENIX HS	SPANISH 3B	1
4	W	PHOENIX HS	SPEECH A	1
4	W	PHOENIX HS	US HIST 20TH A	5
4	W	PHOENIX HS	US HIST 20TH B	2
4	W	PHOENIX HS	WHG: MOD WLD A	6
4	W	PHOENIX HS	WHG: MOD WLD B	3
4	W	PLAYA DEL REY EL	Health	15
4	W	PLAYA DEL REY EL	History/Social Science	15
4	W	PLAYA DEL REY EL	Mathematics	15
4	W	PLAYA DEL REY EL	Reading/English Language Arts	15
4	W	PLAYA DEL REY EL	Science	15
4	W	PLAYA VISTA EL	Health	22
4	W	PLAYA VISTA EL	History/Social Science	22
4	W	PLAYA VISTA EL	Mathematics	22
4	W	PLAYA VISTA EL	Reading/English Language Arts	22
4	W	PLAYA VISTA EL	Science	22
4	W	REVERE CMS	AGR & AN SCI A	2
4	W	REVERE CMS	B READ MS A	2
4	W	REVERE CMS	B READ MS C	1
4	W	REVERE CMS	CC GEOMETRY A	4
4	W	REVERE CMS	CC MATH 6A	10

***Count of Sufficiency means:** Each class (elementary schools) or section (secondary schools) has verified sufficiency per subject matter.

Board District	Region	School Name	Class/Section Name	*Count of Number of classes/sections verifying sufficiency
4	W	REVERE CMS	CC MATH 7 TUT LAB A	1
4	W	REVERE CMS	CC MATH 7A	11
4	W	REVERE CMS	CC MATH 8 TUT LAB A	1
4	W	REVERE CMS	CC MATH 8A	13
4	W	REVERE CMS	DEV ELS MS A	3
4	W	REVERE CMS	DEV READ MS A	4
4	W	REVERE CMS	ELD 1A	1
4	W	REVERE CMS	ENG ALT CUR 6A	1
4	W	REVERE CMS	ENG ALT CUR 7A	1
4	W	REVERE CMS	ENG ALT CUR 8A	1
4	W	REVERE CMS	ENGLISH 6A	10
4	W	REVERE CMS	ENGLISH 7A	12
4	W	REVERE CMS	ENGLISH 8A	12
4	W	REVERE CMS	ENV STUDIES MS	2
4	W	REVERE CMS	ETHN STUDIES-IDTY&CMTY	1
4	W	REVERE CMS	H ACC CC MATH 7A	5
4	W	REVERE CMS	H ENGLISH 6A	10
4	W	REVERE CMS	H ENGLISH 7A	9
4	W	REVERE CMS	H ENGLISH 8A	10
4	W	REVERE CMS	H HGH ACC CC MATH 6/7A	10
4	W	REVERE CMS	H HGH ACC CC MATH 8/ALG1A	10
4	W	REVERE CMS	H INTEG SCIENCE 7	8
4	W	REVERE CMS	H INTEG SCIENCE 8A	8
4	W	REVERE CMS	H INTEGR SCIENCE 6A	10
4	W	REVERE CMS	H US HIST G&C A	11
4	W	REVERE CMS	H WHG: ANC CIV A	10
4	W	REVERE CMS	H WHG: MED/MOD A	10

***Count of Sufficiency means:** Each class (elementary schools) or section (secondary schools) has verified sufficiency per subject matter.

Board District	Region	School Name	Class/Section Name	*Count of Number of classes/sections verifying sufficiency
4	W	REVERE CMS	HEALTH JH	5
4	W	REVERE CMS	INTEG SCIENCE 7	8
4	W	REVERE CMS	INTEGR SCIENCE 6A	9
4	W	REVERE CMS	INTEGR SCIENCE 8A	7
4	W	REVERE CMS	INTEGR SCIENCE 8B	1
4	W	REVERE CMS	JOURNALS MS A	1
4	W	REVERE CMS	L & L EL MS 1A	3
4	W	REVERE CMS	SCI/HLT AC 6A	1
4	W	REVERE CMS	SCI/HLT AC 7	1
4	W	REVERE CMS	US HIST G&C A	10
4	W	REVERE CMS	WHG: ANC CIV A	8
4	W	REVERE CMS	WHG: ANC CIV B	1
4	W	REVERE CMS	WHG: MED/MOD A	10
4	W	REVERE CMS	WIND PERC MS A	1
4	W	RICHLAND AVE EL DTF	Health	12
4	W	RICHLAND AVE EL DTF	History/Social Science	12
4	W	RICHLAND AVE EL DTF	Mathematics	12
4	W	RICHLAND AVE EL DTF	Reading/English Language Arts	12
4	W	RICHLAND AVE EL DTF	Science	12
4	W	ROSCOMARE RD EL	Health	19
4	W	ROSCOMARE RD EL	History/Social Science	19
4	W	ROSCOMARE RD EL	Mathematics	19
4	W	ROSCOMARE RD EL	Reading/English Language Arts	19
4	W	ROSCOMARE RD EL	Science	19
4	W	ROSEWOOD UP/UD MAG	Health	13
4	W	ROSEWOOD UP/UD MAG	History/Social Science	13
4	W	ROSEWOOD UP/UD MAG	Mathematics	13

***Count of Sufficiency means:** Each class (elementary schools) or section (secondary schools) has verified sufficiency per subject matter.

Board District	Region	School Name	Class/Section Name	*Count of Number of classes/sections verifying sufficiency
4	W	ROSEWOOD UP/UD MAG	Reading/English Language Arts	13
4	W	ROSEWOOD UP/UD MAG	Science	13
4	W	SHORT AVE EL	Health	19
4	W	SHORT AVE EL	History/Social Science	19
4	W	SHORT AVE EL	Mathematics	19
4	W	SHORT AVE EL	Reading/English Language Arts	19
4	W	SHORT AVE EL	Science	19
4	W	STERRY EL	Health	14
4	W	STERRY EL	History/Social Science	14
4	W	STERRY EL	Mathematics	14
4	W	STERRY EL	Reading/English Language Arts	14
4	W	STERRY EL	Science	14
4	W	STERRY EL DTJ	Health	1
4	W	STERRY EL DTJ	History/Social Science	1
4	W	STERRY EL DTJ	Mathematics	1
4	W	STERRY EL DTJ	Reading/English Language Arts	1
4	W	STERRY EL DTJ	Science	1
4	W	STONER AVE EL	Health	16
4	W	STONER AVE EL	History/Social Science	16
4	W	STONER AVE EL	Mathematics	16
4	W	STONER AVE EL	Reading/English Language Arts	16
4	W	STONER AVE EL	Science	16
4	W	STONER AVE EL DOS	Health	7
4	W	STONER AVE EL DOS	History/Social Science	7
4	W	STONER AVE EL DOS	Mathematics	7
4	W	STONER AVE EL DOS	Reading/English Language Arts	7
4	W	STONER AVE EL DOS	Science	7

***Count of Sufficiency means:** Each class (elementary schools) or section (secondary schools) has verified sufficiency per subject matter.

Board District	Region	School Name	Class/Section Name	*Count of Number of classes/sections verifying sufficiency
4	W	TOPANGA EL CS	Health	13
4	W	TOPANGA EL CS	History/Social Science	13
4	W	TOPANGA EL CS	Mathematics	13
4	W	TOPANGA EL CS	Reading/English Language Arts	13
4	W	TOPANGA EL CS	Science	13
4	W	UNIVERSITY HS CHARTER	ACADEMIC ELD 3A	1
4	W	UNIVERSITY HS CHARTER	ACADEMIC ELD 4A	1
4	W	UNIVERSITY HS CHARTER	ADV ELD SH 2A	1
4	W	UNIVERSITY HS CHARTER	ADV ELD SH A	1
4	W	UNIVERSITY HS CHARTER	AP BIO A	2
4	W	UNIVERSITY HS CHARTER	AP CALCULUS A	2
4	W	UNIVERSITY HS CHARTER	AP CALCULUS B	1
4	W	UNIVERSITY HS CHARTER	AP CHEMISTRY A	1
4	W	UNIVERSITY HS CHARTER	AP COMP SC A A	1
4	W	UNIVERSITY HS CHARTER	AP COMP SCI PRIN A	2
4	W	UNIVERSITY HS CHARTER	AP ENG LANG A	2
4	W	UNIVERSITY HS CHARTER	AP ENG LIT A	1
4	W	UNIVERSITY HS CHARTER	AP ENV SCI A	2
4	W	UNIVERSITY HS CHARTER	AP GOVT & POL	2
4	W	UNIVERSITY HS CHARTER	AP PHYSICS 1A	1
4	W	UNIVERSITY HS CHARTER	AP PSYCHOLOG A	2
4	W	UNIVERSITY HS CHARTER	AP SEMINAR A	1
4	W	UNIVERSITY HS CHARTER	AP SPAN LIT A	1
4	W	UNIVERSITY HS CHARTER	AP SPAN LNG A	1
4	W	UNIVERSITY HS CHARTER	AP ST ART 2D A	3
4	W	UNIVERSITY HS CHARTER	AP ST ART DR A	2
4	W	UNIVERSITY HS CHARTER	AP STATISTICS A	2

***Count of Sufficiency means:** Each class (elementary schools) or section (secondary schools) has verified sufficiency per subject matter.

Board District	Region	School Name	Class/Section Name	*Count of Number of classes/sections verifying sufficiency
4	W	UNIVERSITY HS CHARTER	AP US HIST A	1
4	W	UNIVERSITY HS CHARTER	AP WLD HIST A	2
4	W	UNIVERSITY HS CHARTER	BIO:LIVING EARTH A EDGVP	1
4	W	UNIVERSITY HS CHARTER	BIO:LIVING EARTH B EDGVP	1
4	W	UNIVERSITY HS CHARTER	BIOLOGY:LIVING EARTH A	9
4	W	UNIVERSITY HS CHARTER	BRITISH LIT EDGVP	1
4	W	UNIVERSITY HS CHARTER	CC ALG 1 TUT LAB A	4
4	W	UNIVERSITY HS CHARTER	CC ALG 2B EDGVP	1
4	W	UNIVERSITY HS CHARTER	CC ALGEBRA 1	10
4	W	UNIVERSITY HS CHARTER	CC ALGEBRA 2A	5
4	W	UNIVERSITY HS CHARTER	CC ENG 10A EDGVP	1
4	W	UNIVERSITY HS CHARTER	CC ENG 10B EDGVP	1
4	W	UNIVERSITY HS CHARTER	CC ENG 11A EDGVP	1
4	W	UNIVERSITY HS CHARTER	CC ENG 11B EDGVP	1
4	W	UNIVERSITY HS CHARTER	CC ENG 9A EDGVP	1
4	W	UNIVERSITY HS CHARTER	CC ENG 9B EDGVP	1
4	W	UNIVERSITY HS CHARTER	CC GEOM A EDGVP	1
4	W	UNIVERSITY HS CHARTER	CC GEOM B EDGVP	1
4	W	UNIVERSITY HS CHARTER	CC GEOMETRY A	10
4	W	UNIVERSITY HS CHARTER	CHEMISTRY:EARTH SYS A	3
4	W	UNIVERSITY HS CHARTER	DEV ELS SH A	2
4	W	UNIVERSITY HS CHARTER	DEV MATH SH A	3
4	W	UNIVERSITY HS CHARTER	DEV READ HS A	3
4	W	UNIVERSITY HS CHARTER	ELD 1A	2
4	W	UNIVERSITY HS CHARTER	ELD 2A	2
4	W	UNIVERSITY HS CHARTER	ENGLISH 10A	7
4	W	UNIVERSITY HS CHARTER	ENGLISH 9A	8

***Count of Sufficiency means:** Each class (elementary schools) or section (secondary schools) has verified sufficiency per subject matter.

Board District	Region	School Name	Class/Section Name	*Count of Number of classes/sections verifying sufficiency
4	W	UNIVERSITY HS CHARTER	EXPOS COMP	5
4	W	UNIVERSITY HS CHARTER	FRENCH 1A	2
4	W	UNIVERSITY HS CHARTER	FRENCH 2A	2
4	W	UNIVERSITY HS CHARTER	FRENCH 3A	1
4	W	UNIVERSITY HS CHARTER	H ADV MATH A	2
4	W	UNIVERSITY HS CHARTER	H BIOLOGY:LIVING EARTH A	6
4	W	UNIVERSITY HS CHARTER	H CC ALGEBRA 2A	3
4	W	UNIVERSITY HS CHARTER	H CC GEOMETRY A	4
4	W	UNIVERSITY HS CHARTER	H CHEMISTRY:EARTH SYS A	3
4	W	UNIVERSITY HS CHARTER	H CONTEMP COMP	4
4	W	UNIVERSITY HS CHARTER	H ENGLISH 10A	6
4	W	UNIVERSITY HS CHARTER	H ENGLISH 9A	5
4	W	UNIVERSITY HS CHARTER	H EXPOS COMP	6
4	W	UNIVERSITY HS CHARTER	H MARINE BIO A	1
4	W	UNIVERSITY HS CHARTER	H PHYSICS:THE UNIVERSE A	1
4	W	UNIVERSITY HS CHARTER	H PRECALC A	2
4	W	UNIVERSITY HS CHARTER	H PRIN AM DEMOCR	4
4	W	UNIVERSITY HS CHARTER	H SPAN SP 2A	1
4	W	UNIVERSITY HS CHARTER	H SPANISH 1A	2
4	W	UNIVERSITY HS CHARTER	H SPANISH 2A	2
4	W	UNIVERSITY HS CHARTER	H SPANISH 3A	1
4	W	UNIVERSITY HS CHARTER	H US HIST 20TH A	5
4	W	UNIVERSITY HS CHARTER	H WHG: MOD WLD A	4
4	W	UNIVERSITY HS CHARTER	HEALTH SH	7
4	W	UNIVERSITY HS CHARTER	INTERACTIONS A	3
4	W	UNIVERSITY HS CHARTER	INTRO TO ETHNIC STUDIES	3
4	W	UNIVERSITY HS CHARTER	JOURNALISM 1A	1

***Count of Sufficiency means:** Each class (elementary schools) or section (secondary schools) has verified sufficiency per subject matter.

Board District	Region	School Name	Class/Section Name	*Count of Number of classes/sections verifying sufficiency
4	W	UNIVERSITY HS CHARTER	JOURNALISM 2A	1
4	W	UNIVERSITY HS CHARTER	L & L EL SH A	1
4	W	UNIVERSITY HS CHARTER	PHYSICS:THE UNIVERSE A	1
4	W	UNIVERSITY HS CHARTER	PRIN AM DEMOCR	5
4	W	UNIVERSITY HS CHARTER	SPAN SP 1A	2
4	W	UNIVERSITY HS CHARTER	SPANISH 1A	6
4	W	UNIVERSITY HS CHARTER	SPANISH 2A	4
4	W	UNIVERSITY HS CHARTER	STAT & PROB A	2
4	W	UNIVERSITY HS CHARTER	US HIST 20TH A	6
4	W	UNIVERSITY HS CHARTER	US HIST B EDGVP	1
4	W	UNIVERSITY HS CHARTER	WHG M A EDGVP	1
4	W	UNIVERSITY HS CHARTER	WHG M B EDGVP	1
4	W	UNIVERSITY HS CHARTER	WHG: MOD WLD A	6
4	W	VAN NESS AVE EL	Health	17
4	W	VAN NESS AVE EL	History/Social Science	17
4	W	VAN NESS AVE EL	Mathematics	17
4	W	VAN NESS AVE EL	Reading/English Language Arts	17
4	W	VAN NESS AVE EL	Science	17
4	W	VENICE SH	ACADEMIC ELD 3A	1
4	W	VENICE SH	ACADEMIC ELD 4A	1
4	W	VENICE SH	ADV ELD SH 2A	1
4	W	VENICE SH	ADV ELD SH A	1
4	W	VENICE SH	AM LIT COMP	10
4	W	VENICE SH	AP AFRICAN-AM STU A	1
4	W	VENICE SH	AP ART HIS A	1
4	W	VENICE SH	AP BIO A	3
4	W	VENICE SH	AP CALCULUS A	3

***Count of Sufficiency means:** Each class (elementary schools) or section (secondary schools) has verified sufficiency per subject matter.

Board District	Region	School Name	Class/Section Name	*Count of Number of classes/sections verifying sufficiency
4	W	VENICE SH	AP CALCULUS B	1
4	W	VENICE SH	AP CHEMISTRY A	1
4	W	VENICE SH	AP CHIN LANG A	1
4	W	VENICE SH	AP COMP SCI PRIN A	3
4	W	VENICE SH	AP ENG LANG A	7
4	W	VENICE SH	AP ENG LIT A	7
4	W	VENICE SH	AP ENV SCI A	1
4	W	VENICE SH	AP GOVT & POL	5
4	W	VENICE SH	AP HUMAN GEO A	2
4	W	VENICE SH	AP MUSIC THY A	1
4	W	VENICE SH	AP PHY:C MEC A	1
4	W	VENICE SH	AP SPAN LIT A	1
4	W	VENICE SH	AP SPAN LNG A	2
4	W	VENICE SH	AP ST ART DR A	2
4	W	VENICE SH	AP STATISTICS A	2
4	W	VENICE SH	AP US HIST A	7
4	W	VENICE SH	AP WLD HIST A	7
4	W	VENICE SH	ARABIC 1A	1
4	W	VENICE SH	ARABIC 2A	1
4	W	VENICE SH	ARABIC 3A	1
4	W	VENICE SH	ARABIC 4A	1
4	W	VENICE SH	BIOLOGY:LIVING EARTH A	9
4	W	VENICE SH	CC ALGEBRA 1	14
4	W	VENICE SH	CC ALGEBRA 2A	19
4	W	VENICE SH	CC GEOMETRY A	19
4	W	VENICE SH	CHEMISTRY:EARTH SYS A	8
4	W	VENICE SH	CREAT WRIT	1

***Count of Sufficiency means:** Each class (elementary schools) or section (secondary schools) has verified sufficiency per subject matter.

Board District	Region	School Name	Class/Section Name	*Count of Number of classes/sections verifying sufficiency
4	W	VENICE SH	DEV ELS SH A	1
4	W	VENICE SH	DEV MATH SH A	4
4	W	VENICE SH	DEV READ HS A	4
4	W	VENICE SH	DL SPAN FILM & LITERATURE	1
4	W	VENICE SH	ECONOMICS	7
4	W	VENICE SH	ELD 1A	2
4	W	VENICE SH	ELD 2A	2
4	W	VENICE SH	ENGLISH 10A	8
4	W	VENICE SH	ENGLISH 9A	10
4	W	VENICE SH	EXPOS COMP	9
4	W	VENICE SH	FRENCH 1A	2
4	W	VENICE SH	FRENCH 2A	2
4	W	VENICE SH	FRENCH 3A	1
4	W	VENICE SH	FRENCH 4A	1
4	W	VENICE SH	H AM LIT COMP	1
4	W	VENICE SH	H BIOLOGY:LIVING EARTH A	9
4	W	VENICE SH	H CHEMISTRY:EARTH SYS A	7
4	W	VENICE SH	H ENG DES/DEV A	2
4	W	VENICE SH	H ENGLISH 10A	12
4	W	VENICE SH	H ENGLISH 9A	11
4	W	VENICE SH	H EXPOS COMP	1
4	W	VENICE SH	H GEOG A	3
4	W	VENICE SH	H INTR ENG DES A	2
4	W	VENICE SH	H MAND 5A	1
4	W	VENICE SH	H PHYSICS:THE UNIVERSE A	7
4	W	VENICE SH	H PRECALC A	6
4	W	VENICE SH	H SPAN SP 3A	1

***Count of Sufficiency means:** Each class (elementary schools) or section (secondary schools) has verified sufficiency per subject matter.

Board District	Region	School Name	Class/Section Name	*Count of Number of classes/sections verifying sufficiency
4	W	VENICE SH	H TOPICS ADV MAND A	1
4	W	VENICE SH	H US HIST 20TH A	2
4	W	VENICE SH	H WHG: MOD WLD A	5
4	W	VENICE SH	HEALTH SH	8
4	W	VENICE SH	INT DATA SCI A	3
4	W	VENICE SH	INTERDISC BIOMED INNOV A	1
4	W	VENICE SH	INTRO TO ETHNIC STUDIES	2
4	W	VENICE SH	ITALIAN 1A	2
4	W	VENICE SH	ITALIAN 2A	1
4	W	VENICE SH	ITALIAN 3A	1
4	W	VENICE SH	ITALIAN 4A	1
4	W	VENICE SH	JAPAN 1A	1
4	W	VENICE SH	JAPAN 2A	2
4	W	VENICE SH	JAPAN 3A	1
4	W	VENICE SH	JAPAN 4A	1
4	W	VENICE SH	JOURNALISM 1A	1
4	W	VENICE SH	JOURNALISM 2A	1
4	W	VENICE SH	JOURNALISM 3A	1
4	W	VENICE SH	L & L EL SH 2A	1
4	W	VENICE SH	L & L EL SH A	1
4	W	VENICE SH	MAND 1A	1
4	W	VENICE SH	MAND 4A	1
4	W	VENICE SH	MARINE BIO A	3
4	W	VENICE SH	PHYSICS:THE UNIVERSE A	3
4	W	VENICE SH	PRECALC A	3
4	W	VENICE SH	PRIN AM DEMOCR	5
4	W	VENICE SH	SPAN SP 1A	3

***Count of Sufficiency means:** Each class (elementary schools) or section (secondary schools) has verified sufficiency per subject matter.

Board District	Region	School Name	Class/Section Name	*Count of Number of classes/sections verifying sufficiency
4	W	VENICE SH	SPAN SP 2A	2
4	W	VENICE SH	SPANISH 1A	12
4	W	VENICE SH	SPANISH 2A	10
4	W	VENICE SH	SPANISH 3A	7
4	W	VENICE SH	SPANISH 4A	2
4	W	VENICE SH	STAT & PROB A	2
4	W	VENICE SH	US HIST 20TH A	11
4	W	VENICE SH	WHG: MOD WLD A	9
4	W	VINE ST EL	Health	15
4	W	VINE ST EL	History/Social Science	15
4	W	VINE ST EL	Mathematics	15
4	W	VINE ST EL	Reading/English Language Arts	15
4	W	VINE ST EL	Science	15
4	W	WALGROVE AVE EL	Health	25
4	W	WALGROVE AVE EL	History/Social Science	25
4	W	WALGROVE AVE EL	Mathematics	25
4	W	WALGROVE AVE EL	Reading/English Language Arts	25
4	W	WALGROVE AVE EL	Science	25
4	W	WARNER AVE EL	Health	25
4	W	WARNER AVE EL	History/Social Science	25
4	W	WARNER AVE EL	Mathematics	25
4	W	WARNER AVE EL	Reading/English Language Arts	25
4	W	WARNER AVE EL	Science	25
4	W	WEBSTER MS	CC MATH 6 TUT LAB A	3
4	W	WEBSTER MS	CC MATH 6A	6
4	W	WEBSTER MS	CC MATH 7 TUT LAB A	3
4	W	WEBSTER MS	CC MATH 7A	4

***Count of Sufficiency means:** Each class (elementary schools) or section (secondary schools) has verified sufficiency per subject matter.

Board District	Region	School Name	Class/Section Name	*Count of Number of classes/sections verifying sufficiency
4	W	WEBSTER MS	CC MATH 8 TUT LAB A	3
4	W	WEBSTER MS	CC MATH 8A	4
4	W	WEBSTER MS	CREAT EXP MS A	1
4	W	WEBSTER MS	DEV ELS MS A	3
4	W	WEBSTER MS	DEV READ MS A	4
4	W	WEBSTER MS	ELD 1A	2
4	W	WEBSTER MS	ELD 2A	2
4	W	WEBSTER MS	ELD MS 3A	1
4	W	WEBSTER MS	ELD MS 4A	1
4	W	WEBSTER MS	ENG ALT CUR 6A	1
4	W	WEBSTER MS	ENG ALT CUR 7A	1
4	W	WEBSTER MS	ENG ALT CUR 8A	1
4	W	WEBSTER MS	ENGLISH 6A	4
4	W	WEBSTER MS	ENGLISH 7A	4
4	W	WEBSTER MS	ENGLISH 8A	4
4	W	WEBSTER MS	ETHN STUDIES-IDTY&CMTY	1
4	W	WEBSTER MS	FRENCH 1A	2
4	W	WEBSTER MS	FRENCH 2A	2
4	W	WEBSTER MS	FRENCH LANG&CUL INT 1A	1
4	W	WEBSTER MS	H ACC CC MATH 7A	2
4	W	WEBSTER MS	H ENGLISH 6A	2
4	W	WEBSTER MS	H ENGLISH 7A	2
4	W	WEBSTER MS	H ENGLISH 8A	2
4	W	WEBSTER MS	H HGH ACC CC MATH 8/ALG1A	2
4	W	WEBSTER MS	H INTEG SCIENCE 8A	2
4	W	WEBSTER MS	H INTEGR SCIENCE 6A	2
4	W	WEBSTER MS	H US HIST G&C A	3

***Count of Sufficiency means:** Each class (elementary schools) or section (secondary schools) has verified sufficiency per subject matter.

Board District	Region	School Name	Class/Section Name	*Count of Number of classes/sections verifying sufficiency
4	W	WEBSTER MS	H WHG: ANC CIV A	3
4	W	WEBSTER MS	H WHG: MED/MOD A	3
4	W	WEBSTER MS	HEALTH JH	6
4	W	WEBSTER MS	INTEGR SCIENCE 6A	4
4	W	WEBSTER MS	INTEGR SCIENCE 8A	4
4	W	WEBSTER MS	INTRO FRENCH	1
4	W	WEBSTER MS	INTRO PHYS COMPUTING A MS	2
4	W	WEBSTER MS	L & L EL MS 1A	3
4	W	WEBSTER MS	SCI/HLT AC 6A	1
4	W	WEBSTER MS	SCI/HLT AC 7	1
4	W	WEBSTER MS	US HIST G&C A	4
4	W	WEBSTER MS	WHG: ANC CIV A	4
4	W	WEBSTER MS	WHG: MED/MOD A	4
4	W	WEBSTER MS	WIND PERC MS A	2
4	W	WESM HLTH/SPORTS MED	ACADEMIC ELD 3A	1
4	W	WESM HLTH/SPORTS MED	ADV ELD SH A	1
4	W	WESM HLTH/SPORTS MED	AFRO-AM HIST	1
4	W	WESM HLTH/SPORTS MED	AFRO-AM STU	1
4	W	WESM HLTH/SPORTS MED	AM LIT COMP	3
4	W	WESM HLTH/SPORTS MED	AP BIO A	1
4	W	WESM HLTH/SPORTS MED	AP COMP SCI PRIN A CTE	1
4	W	WESM HLTH/SPORTS MED	AP ENG LANG A	2
4	W	WESM HLTH/SPORTS MED	AP ENG LIT A	2
4	W	WESM HLTH/SPORTS MED	AP ENV SCI A	1
4	W	WESM HLTH/SPORTS MED	AP GOVT & POL	2
4	W	WESM HLTH/SPORTS MED	AP HUMAN GEO A	1
4	W	WESM HLTH/SPORTS MED	AP PSYCHOLOG A	1

***Count of Sufficiency means:** Each class (elementary schools) or section (secondary schools) has verified sufficiency per subject matter.

Board District	Region	School Name	Class/Section Name	*Count of Number of classes/sections verifying sufficiency
4	W	WESM HLTH/SPORTS MED	AP US HIST A	2
4	W	WESM HLTH/SPORTS MED	AP WLD HIST A	1
4	W	WESM HLTH/SPORTS MED	BIOLOGY:LIVING EARTH A	3
4	W	WESM HLTH/SPORTS MED	CC ALGEBRA 1	3
4	W	WESM HLTH/SPORTS MED	CC ALGEBRA 2A	4
4	W	WESM HLTH/SPORTS MED	CC GEOMETRY A	3
4	W	WESM HLTH/SPORTS MED	CHEMISTRY:EARTH SYS A	2
4	W	WESM HLTH/SPORTS MED	CREAT WRIT	1
4	W	WESM HLTH/SPORTS MED	DEV READ HS A	1
4	W	WESM HLTH/SPORTS MED	ENGLISH 10A	3
4	W	WESM HLTH/SPORTS MED	ENGLISH 9A	3
4	W	WESM HLTH/SPORTS MED	EXPOS COMP	3
4	W	WESM HLTH/SPORTS MED	H CC ALGEBRA 1	1
4	W	WESM HLTH/SPORTS MED	H CC GEOMETRY A	1
4	W	WESM HLTH/SPORTS MED	H CHEMISTRY:EARTH SYS A	1
4	W	WESM HLTH/SPORTS MED	H ENGLISH 10A	1
4	W	WESM HLTH/SPORTS MED	H ENGLISH 9A	1
4	W	WESM HLTH/SPORTS MED	H PRECALC A	1
4	W	WESM HLTH/SPORTS MED	HEALTH SH	4
4	W	WESM HLTH/SPORTS MED	INTERACTIONS A	1
4	W	WESM HLTH/SPORTS MED	MARINE BIO A	1
4	W	WESM HLTH/SPORTS MED	PHYSICS:THE UNIVERSE A	1
4	W	WESM HLTH/SPORTS MED	PHYSIOLOGY A	1
4	W	WESM HLTH/SPORTS MED	PRECALC A	1
4	W	WESM HLTH/SPORTS MED	PRIN AM DEMOCR	4
4	W	WESM HLTH/SPORTS MED	SPANISH 1A	5
4	W	WESM HLTH/SPORTS MED	SPANISH 2A	3

***Count of Sufficiency means:** Each class (elementary schools) or section (secondary schools) has verified sufficiency per subject matter.

Board District	Region	School Name	Class/Section Name	*Count of Number of classes/sections verifying sufficiency
4	W	WESM HLTH/SPORTS MED	SPANISH 3A	1
4	W	WESM HLTH/SPORTS MED	STAT & PROB A	1
4	W	WESM HLTH/SPORTS MED	US HIST 20TH A	3
4	W	WESM HLTH/SPORTS MED	WHG: MOD WLD A	4
4	W	WEST HOLLYWOOD EL	Health	15
4	W	WEST HOLLYWOOD EL	History/Social Science	15
4	W	WEST HOLLYWOOD EL	Mathematics	15
4	W	WEST HOLLYWOOD EL	Reading/English Language Arts	15
4	W	WEST HOLLYWOOD EL	Science	15
4	W	WESTMINSTER MTES MAG	Health	20
4	W	WESTMINSTER MTES MAG	History/Social Science	20
4	W	WESTMINSTER MTES MAG	Mathematics	20
4	W	WESTMINSTER MTES MAG	Reading/English Language Arts	20
4	W	WESTMINSTER MTES MAG	Science	20
4	W	WESTPORT HTS EL	Health	13
4	W	WESTPORT HTS EL	History/Social Science	13
4	W	WESTPORT HTS EL	Mathematics	13
4	W	WESTPORT HTS EL	Reading/English Language Arts	13
4	W	WESTPORT HTS EL	Science	13
4	W	WESTSIDE GLBL AWR MAG	ADV ELD MS 1A	1
4	W	WESTSIDE GLBL AWR MAG	CC MATH 6A	2
4	W	WESTSIDE GLBL AWR MAG	CC MATH 7A	1
4	W	WESTSIDE GLBL AWR MAG	CC MATH 8 TUT LAB A	1
4	W	WESTSIDE GLBL AWR MAG	CC MATH 8A	1
4	W	WESTSIDE GLBL AWR MAG	ENGLISH 6A	1
4	W	WESTSIDE GLBL AWR MAG	ENGLISH 7A	1
4	W	WESTSIDE GLBL AWR MAG	ENGLISH 8A	1

***Count of Sufficiency means:** Each class (elementary schools) or section (secondary schools) has verified sufficiency per subject matter.

Board District	Region	School Name	Class/Section Name	*Count of Number of classes/sections verifying sufficiency
4	W	WESTSIDE GLBL AWR MAG	ETHN STUDIES-IDTY&CMTY	1
4	W	WESTSIDE GLBL AWR MAG	H ACC CC MATH 7A	1
4	W	WESTSIDE GLBL AWR MAG	H ENGLISH 6A	1
4	W	WESTSIDE GLBL AWR MAG	H ENGLISH 7A	1
4	W	WESTSIDE GLBL AWR MAG	H ENGLISH 8A	1
4	W	WESTSIDE GLBL AWR MAG	H HGH ACC CC MATH 8/ALG1A	1
4	W	WESTSIDE GLBL AWR MAG	H INTEGR SCIENCE 6A	1
4	W	WESTSIDE GLBL AWR MAG	H US HIST G&C A	1
4	W	WESTSIDE GLBL AWR MAG	H WHG: ANC CIV A	1
4	W	WESTSIDE GLBL AWR MAG	H WHG: MED/MOD A	1
4	W	WESTSIDE GLBL AWR MAG	Health	6
4	W	WESTSIDE GLBL AWR MAG	History/Social Science	6
4	W	WESTSIDE GLBL AWR MAG	INTEGR SCIENCE 6A	1
4	W	WESTSIDE GLBL AWR MAG	Mathematics	6
4	W	WESTSIDE GLBL AWR MAG	Reading/English Language Arts	6
4	W	WESTSIDE GLBL AWR MAG	Science	6
4	W	WESTSIDE GLBL AWR MAG	US HIST G&C A	1
4	W	WESTSIDE GLBL AWR MAG	WHG: ANC CIV A	1
4	W	WESTSIDE GLBL AWR MAG	WHG: MED/MOD A	1
4	W	WESTWOOD CEL	Health	36
4	W	WESTWOOD CEL	History/Social Science	36
4	W	WESTWOOD CEL	Mathematics	36
4	W	WESTWOOD CEL	Reading/English Language Arts	36
4	W	WESTWOOD CEL	Science	36
4	W	WHITMAN HS	ACADEMIC ELD 3A	3
4	W	WHITMAN HS	ACADEMIC ELD 4A	2
4	W	WHITMAN HS	ADV ELD SH 2A	1

***Count of Sufficiency means:** Each class (elementary schools) or section (secondary schools) has verified sufficiency per subject matter.

Board District	Region	School Name	Class/Section Name	*Count of Number of classes/sections verifying sufficiency
4	W	WHITMAN HS	AM LIT COMP	2
4	W	WHITMAN HS	BIOLOGY:LIVING EARTH A	2
4	W	WHITMAN HS	BIOLOGY:LIVING EARTH B	2
4	W	WHITMAN HS	CC GEOMETRY A	2
4	W	WHITMAN HS	CC GEOMETRY B	2
4	W	WHITMAN HS	ECONOMICS	1
4	W	WHITMAN HS	ENGLISH 10A	1
4	W	WHITMAN HS	ENGLISH 9A	2
4	W	WHITMAN HS	ENGLISH 9B	2
4	W	WHITMAN HS	ENGLISH NON EQUIV COL	1
4	W	WHITMAN HS	EXPOS COMP	2
4	W	WHITMAN HS	FINANCIAL ALGEBRA 1A	1
4	W	WHITMAN HS	FINANCIAL ALGEBRA 1B	1
4	W	WHITMAN HS	FINANCIAL ALGEBRA 2A	1
4	W	WHITMAN HS	FINANCIAL ALGEBRA 2B	1
4	W	WHITMAN HS	GREAT BOOKS	2
4	W	WHITMAN HS	HEALTH SH	2
4	W	WHITMAN HS	INTERACTIONS A	2
4	W	WHITMAN HS	INTERACTIONS B	2
4	W	WHITMAN HS	INTRO TO ETHNIC STUDIES	2
4	W	WHITMAN HS	MODERN LIT	2
4	W	WHITMAN HS	PRIN AM DEMOCR	2
4	W	WHITMAN HS	US HIST 20TH A	3
4	W	WHITMAN HS	US HIST 20TH B	2
4	W	WHITMAN HS	WHG: MOD WLD A	1
4	W	WHITMAN HS	WHG: MOD WLD B	2
4	W	WONDERLAND AVE EL	Health	14

***Count of Sufficiency means:** Each class (elementary schools) or section (secondary schools) has verified sufficiency per subject matter.

Board District	Region	School Name	Class/Section Name	*Count of Number of classes/sections verifying sufficiency
4	W	WONDERLAND AVE EL	History/Social Science	14
4	W	WONDERLAND AVE EL	Mathematics	14
4	W	WONDERLAND AVE EL	Reading/English Language Arts	14
4	W	WONDERLAND AVE EL	Science	14
4	W	WONDERLAND GIFTED MG	Health	6
4	W	WONDERLAND GIFTED MG	History/Social Science	6
4	W	WONDERLAND GIFTED MG	Mathematics	6
4	W	WONDERLAND GIFTED MG	Reading/English Language Arts	6
4	W	WONDERLAND GIFTED MG	Science	6
4	W	WRIGHT ENG DES MAG	CC MATH 6 TUT LAB A	2
4	W	WRIGHT ENG DES MAG	CC MATH 6A	7
4	W	WRIGHT ENG DES MAG	CC MATH 7 TUT LAB A	2
4	W	WRIGHT ENG DES MAG	CC MATH 7A	5
4	W	WRIGHT ENG DES MAG	CC MATH 8 TUT LAB A	2
4	W	WRIGHT ENG DES MAG	CC MATH 8A	5
4	W	WRIGHT ENG DES MAG	DEV READ MS A	3
4	W	WRIGHT ENG DES MAG	ELD 1A	1
4	W	WRIGHT ENG DES MAG	ELD 2A	1
4	W	WRIGHT ENG DES MAG	ELD MS 3A	1
4	W	WRIGHT ENG DES MAG	ENG ALT CUR 6A	1
4	W	WRIGHT ENG DES MAG	ENG ALT CUR 7A	1
4	W	WRIGHT ENG DES MAG	ENG ALT CUR 8A	1
4	W	WRIGHT ENG DES MAG	ENGLISH 6A	4
4	W	WRIGHT ENG DES MAG	ENGLISH 7A	4
4	W	WRIGHT ENG DES MAG	ENGLISH 8A	4
4	W	WRIGHT ENG DES MAG	ENV STUDIES MS	2
4	W	WRIGHT ENG DES MAG	ETHN STUDIES-IDTY&CMTY	5

***Count of Sufficiency means:** Each class (elementary schools) or section (secondary schools) has verified sufficiency per subject matter.

Board District	Region	School Name	Class/Section Name	*Count of Number of classes/sections verifying sufficiency
4	W	WRIGHT ENG DES MAG	FLIGHT & SPACE	2
4	W	WRIGHT ENG DES MAG	H ACC CC ALG 1A	1
4	W	WRIGHT ENG DES MAG	H ACC CC MATH 7A	1
4	W	WRIGHT ENG DES MAG	H ENGLISH 6A	3
4	W	WRIGHT ENG DES MAG	H ENGLISH 7A	3
4	W	WRIGHT ENG DES MAG	H ENGLISH 8A	2
4	W	WRIGHT ENG DES MAG	H HGH ACC CC MATH 8/ALG1A	1
4	W	WRIGHT ENG DES MAG	H INTEG SCIENCE 7	3
4	W	WRIGHT ENG DES MAG	H INTEG SCIENCE 8A	2
4	W	WRIGHT ENG DES MAG	H INTEGR SCIENCE 6A	3
4	W	WRIGHT ENG DES MAG	H US HIST G&C A	2
4	W	WRIGHT ENG DES MAG	H WHG: ANC CIV A	3
4	W	WRIGHT ENG DES MAG	H WHG: MED/MOD A	3
4	W	WRIGHT ENG DES MAG	INTEG SCIENCE 7	4
4	W	WRIGHT ENG DES MAG	INTEGR SCIENCE 6A	4
4	W	WRIGHT ENG DES MAG	INTEGR SCIENCE 8A	4
4	W	WRIGHT ENG DES MAG	INTRO SPANISH	5
4	W	WRIGHT ENG DES MAG	LIT SUCCESS 1A	4
4	W	WRIGHT ENG DES MAG	SCI/HLT AC 6A	1
4	W	WRIGHT ENG DES MAG	SCI/HLT AC 7	1
4	W	WRIGHT ENG DES MAG	SP LANG/CUL INTERM SP A	1
4	W	WRIGHT ENG DES MAG	US HIST G&C A	4
4	W	WRIGHT ENG DES MAG	WHG: ANC CIV A	5
4	W	WRIGHT ENG DES MAG	WHG: MED/MOD A	4
4	W	WRIGHT ENG DES MAG	WIND PERC MS A	2
5	E	20TH ST EL	Health	25
5	E	20TH ST EL	History/Social Science	25

***Count of Sufficiency means:** Each class (elementary schools) or section (secondary schools) has verified sufficiency per subject matter.

Board District	Region	School Name	Class/Section Name	*Count of Number of classes/sections verifying sufficiency
5	E	20TH ST EL	Mathematics	25
5	E	20TH ST EL	Reading/English Language Arts	25
5	E	20TH ST EL	Science	25
5	E	20TH ST EL DTS	Health	7
5	E	20TH ST EL DTS	History/Social Science	7
5	E	20TH ST EL DTS	Mathematics	7
5	E	20TH ST EL DTS	Reading/English Language Arts	7
5	E	20TH ST EL DTS	Science	7
5	E	28TH ST EL	Health	26
5	E	28TH ST EL	History/Social Science	26
5	E	28TH ST EL	Mathematics	26
5	E	28TH ST EL	Reading/English Language Arts	26
5	E	28TH ST EL	Science	26
5	E	28TH ST EL DOS	Health	6
5	E	28TH ST EL DOS	History/Social Science	6
5	E	28TH ST EL DOS	Mathematics	6
5	E	28TH ST EL DOS	Reading/English Language Arts	6
5	E	28TH ST EL DOS	Science	6
5	E	ADAMS MS	ADV ELD MS 1A	5
5	E	ADAMS MS	B READ MS A	21
5	E	ADAMS MS	CC MATH 6A	10
5	E	ADAMS MS	CC MATH 7A	7
5	E	ADAMS MS	CC MATH 8A	10
5	E	ADAMS MS	CREAT WRT MS A	2
5	E	ADAMS MS	DEV ELS MS A	1
5	E	ADAMS MS	DEV MATH MS A	31
5	E	ADAMS MS	DEV READ MS A	2

***Count of Sufficiency means:** Each class (elementary schools) or section (secondary schools) has verified sufficiency per subject matter.

Board District	Region	School Name	Class/Section Name	*Count of Number of classes/sections verifying sufficiency
5	E	ADAMS MS	ELD 1A	2
5	E	ADAMS MS	ELD 2A	2
5	E	ADAMS MS	ELD MS 3A	1
5	E	ADAMS MS	ELD MS 4A	1
5	E	ADAMS MS	ENG ALT CUR 6A	1
5	E	ADAMS MS	ENG ALT CUR 7A	1
5	E	ADAMS MS	ENG ALT CUR 8A	1
5	E	ADAMS MS	ENGLISH 6A	8
5	E	ADAMS MS	ENGLISH 7A	5
5	E	ADAMS MS	ENGLISH 8A	8
5	E	ADAMS MS	ESL HISTORY A	1
5	E	ADAMS MS	ESL MATH A	1
5	E	ADAMS MS	ESL SCIENCE A	1
5	E	ADAMS MS	EXPLORATN SCI	8
5	E	ADAMS MS	H ACC CC MATH 7A	1
5	E	ADAMS MS	H ENGLISH 6A	2
5	E	ADAMS MS	H ENGLISH 7A	3
5	E	ADAMS MS	H ENGLISH 8A	3
5	E	ADAMS MS	H HGH ACC CC MATH 8/ALG1A	1
5	E	ADAMS MS	H INTEG SCIENCE 7	3
5	E	ADAMS MS	H INTEG SCIENCE 8A	3
5	E	ADAMS MS	H INTEGR SCIENCE 6A	2
5	E	ADAMS MS	H US HIST G&C A	3
5	E	ADAMS MS	H WHG: ANC CIV A	2
5	E	ADAMS MS	H WHG: MED/MOD A	3
5	E	ADAMS MS	INTEG SCIENCE 7	8
5	E	ADAMS MS	INTEGR SCIENCE 6A	8

***Count of Sufficiency means:** Each class (elementary schools) or section (secondary schools) has verified sufficiency per subject matter.

Board District	Region	School Name	Class/Section Name	*Count of Number of classes/sections verifying sufficiency
5	E	ADAMS MS	INTEGR SCIENCE 8A	8
5	E	ADAMS MS	L & L EL MS 2A	5
5	E	ADAMS MS	LIT SUCCESS 1A	5
5	E	ADAMS MS	SCI/HLT AC 6A	2
5	E	ADAMS MS	SCI/HLT AC 7	1
5	E	ADAMS MS	SP LANG/CUL INTERM SP A	1
5	E	ADAMS MS	US HIST G&C A	8
5	E	ADAMS MS	WHG: ANC CIV A	8
5	E	ADAMS MS	WHG: MED/MOD A	8
5	E	ANNANDALE EL	Health	13
5	E	ANNANDALE EL	History/Social Science	13
5	E	ANNANDALE EL	Mathematics	13
5	E	ANNANDALE EL	Reading/English Language Arts	13
5	E	ANNANDALE EL	Science	13
5	E	ASCOT AVE EL	Health	41
5	E	ASCOT AVE EL	History/Social Science	41
5	E	ASCOT AVE EL	Mathematics	41
5	E	ASCOT AVE EL	Reading/English Language Arts	41
5	E	ASCOT AVE EL	Science	41
5	E	BELL GIFTED/STEM MAG	AP BIO A	2
5	E	BELL GIFTED/STEM MAG	AP CALCULUS A	2
5	E	BELL GIFTED/STEM MAG	AP CALCULUS B	1
5	E	BELL GIFTED/STEM MAG	AP CHEMISTRY A	2
5	E	BELL GIFTED/STEM MAG	AP COMP SCI PRIN A	2
5	E	BELL GIFTED/STEM MAG	AP ENG LANG A	6
5	E	BELL GIFTED/STEM MAG	AP ENG LIT A	5
5	E	BELL GIFTED/STEM MAG	AP ENV SCI A	3

***Count of Sufficiency means:** Each class (elementary schools) or section (secondary schools) has verified sufficiency per subject matter.

Board District	Region	School Name	Class/Section Name	*Count of Number of classes/sections verifying sufficiency
5	E	BELL GIFTED/STEM MAG	AP GOVT & POL	2
5	E	BELL GIFTED/STEM MAG	AP HUMAN GEO A	2
5	E	BELL GIFTED/STEM MAG	AP MICRO ECONO	4
5	E	BELL GIFTED/STEM MAG	AP PHYSICS 1A	1
5	E	BELL GIFTED/STEM MAG	AP PSYCHOLOG A	3
5	E	BELL GIFTED/STEM MAG	AP RESEARCH A	1
5	E	BELL GIFTED/STEM MAG	AP SEMINAR A	1
5	E	BELL GIFTED/STEM MAG	AP SPAN LIT A	1
5	E	BELL GIFTED/STEM MAG	AP SPAN LNG A	2
5	E	BELL GIFTED/STEM MAG	AP ST ART 2D A	2
5	E	BELL GIFTED/STEM MAG	AP STATISTICS A	2
5	E	BELL GIFTED/STEM MAG	AP US HIST A	4
5	E	BELL GIFTED/STEM MAG	AP WLD HIST A	4
5	E	BELL GIFTED/STEM MAG	CC ALGEBRA 1	3
5	E	BELL GIFTED/STEM MAG	FRENCH 1A	2
5	E	BELL GIFTED/STEM MAG	FRENCH 2A	2
5	E	BELL GIFTED/STEM MAG	FRENCH 3A	1
5	E	BELL GIFTED/STEM MAG	H ADV COMP	1
5	E	BELL GIFTED/STEM MAG	H BIOLOGY:LIVING EARTH A	5
5	E	BELL GIFTED/STEM MAG	H CC ALGEBRA 2A	5
5	E	BELL GIFTED/STEM MAG	H CC GEOMETRY A	5
5	E	BELL GIFTED/STEM MAG	H CHEMISTRY:EARTH SYS A	6
5	E	BELL GIFTED/STEM MAG	H ENGLISH 10A	6
5	E	BELL GIFTED/STEM MAG	H ENGLISH 9A	5
5	E	BELL GIFTED/STEM MAG	H PHYSIOLOGY A	2
5	E	BELL GIFTED/STEM MAG	H PRECALC A	5
5	E	BELL GIFTED/STEM MAG	H PRIN AM DEMOCR	1

***Count of Sufficiency means:** Each class (elementary schools) or section (secondary schools) has verified sufficiency per subject matter.

Board District	Region	School Name	Class/Section Name	*Count of Number of classes/sections verifying sufficiency
5	E	BELL GIFTED/STEM MAG	H SPAN SP 1A	2
5	E	BELL GIFTED/STEM MAG	H SPAN SP 2A	1
5	E	BELL GIFTED/STEM MAG	H US HIST 20TH A	1
5	E	BELL GIFTED/STEM MAG	H WHG: MOD WLD A	1
5	E	BELL GIFTED/STEM MAG	HEALTH SH	3
5	E	BELL GIFTED/STEM MAG	INTRO TO ETHNIC STUDIES	3
5	E	BELL GIFTED/STEM MAG	SPANISH 1A	1
5	E	BELL GIFTED/STEM MAG	SPANISH 2A	2
5	E	BELL GIFTED/STEM MAG	SPANISH 3A	1
5	E	BELL SH	ACADEMIC ELD 3A	1
5	E	BELL SH	ACADEMIC ELD 4A	1
5	E	BELL SH	ADV ELD SH 2A	1
5	E	BELL SH	ADV ELD SH A	1
5	E	BELL SH	AM LIT COMP	12
5	E	BELL SH	AP ART HIS A	1
5	E	BELL SH	AP CALCULUS A	1
5	E	BELL SH	AP ENG LANG A	2
5	E	BELL SH	AP ENG LIT A	3
5	E	BELL SH	AP ENV SCI A	3
5	E	BELL SH	AP GOVT & POL	1
5	E	BELL SH	AP SPAN LNG A	1
5	E	BELL SH	AP US HIST A	1
5	E	BELL SH	ARABIC 1A	4
5	E	BELL SH	ARABIC 2A	1
5	E	BELL SH	ARABIC 3A	1
5	E	BELL SH	BIOLOGY:LIVING EARTH A	9
5	E	BELL SH	CC ALG 1 TUT LAB A	4

***Count of Sufficiency means:** Each class (elementary schools) or section (secondary schools) has verified sufficiency per subject matter.

Board District	Region	School Name	Class/Section Name	*Count of Number of classes/sections verifying sufficiency
5	E	BELL SH	CC ALGEBRA 1	22
5	E	BELL SH	CC ALGEBRA 2A	6
5	E	BELL SH	CC ALGEBRA 2B	2
5	E	BELL SH	CC GEOMETRY A	15
5	E	BELL SH	CC GEOMETRY B	2
5	E	BELL SH	CHEMISTRY:EARTH SYS A	12
5	E	BELL SH	CONS MATH A	2
5	E	BELL SH	CREAT WRIT	2
5	E	BELL SH	DEV MATH SH A	1
5	E	BELL SH	DEV READ HS A	1
5	E	BELL SH	ELD 1A	2
5	E	BELL SH	ELD 2A	2
5	E	BELL SH	ENGLISH 10A	15
5	E	BELL SH	ENGLISH 10B	2
5	E	BELL SH	ENGLISH 9A	19
5	E	BELL SH	ENGLISH 9B	2
5	E	BELL SH	ERWC A	11
5	E	BELL SH	FINANCIAL ALGEBRA 2A	7
5	E	BELL SH	FINANCIAL ALGEBRA 2B	1
5	E	BELL SH	H AM LIT COMP	3
5	E	BELL SH	H BIOLOGY:LIVING EARTH A	4
5	E	BELL SH	H CC ALGEBRA 2A	1
5	E	BELL SH	H CC GEOMETRY A	2
5	E	BELL SH	H CHEMISTRY:EARTH SYS A	2
5	E	BELL SH	H ENGLISH 10A	4
5	E	BELL SH	H ENGLISH 9A	4
5	E	BELL SH	H PHYSIOLOGY A	3

***Count of Sufficiency means:** Each class (elementary schools) or section (secondary schools) has verified sufficiency per subject matter.

Board District	Region	School Name	Class/Section Name	*Count of Number of classes/sections verifying sufficiency
5	E	BELL SH	H PRECALC A	2
5	E	BELL SH	H PRIN AM DEMOCR	3
5	E	BELL SH	H STATISTICS A	3
5	E	BELL SH	H US HIST 20TH A	2
5	E	BELL SH	H WHG: MOD WLD A	3
5	E	BELL SH	HEALTH SH	8
5	E	BELL SH	INTRO TO ETHNIC STUDIES	8
5	E	BELL SH	JOURNALISM 1A	1
5	E	BELL SH	L & L EL SH 2A	2
5	E	BELL SH	L & L EL SH A	2
5	E	BELL SH	LANG SKLS SH A	2
5	E	BELL SH	PRIN AM DEMOCR	8
5	E	BELL SH	SPAN SP 1A	7
5	E	BELL SH	SPAN SP 2A	6
5	E	BELL SH	SPANISH 1A	9
5	E	BELL SH	SPANISH 2A	5
5	E	BELL SH	SPANISH 3A	1
5	E	BELL SH	SPEC DES PE	1
5	E	BELL SH	US HIST 20TH A	11
5	E	BELL SH	US HIST 20TH B	2
5	E	BELL SH	WHG: MOD WLD A	15
5	E	BELL SH	WHG: MOD WLD B	2
5	E	BRYSON AV EL STM MAG	Health	12
5	E	BRYSON AV EL STM MAG	History/Social Science	12
5	E	BRYSON AV EL STM MAG	Mathematics	12
5	E	BRYSON AV EL STM MAG	Reading/English Language Arts	12
5	E	BRYSON AV EL STM MAG	Science	12

***Count of Sufficiency means:** Each class (elementary schools) or section (secondary schools) has verified sufficiency per subject matter.

Board District	Region	School Name	Class/Section Name	*Count of Number of classes/sections verifying sufficiency
5	E	BRYSON AVE EL	Health	21
5	E	BRYSON AVE EL	History/Social Science	21
5	E	BRYSON AVE EL	Mathematics	21
5	E	BRYSON AVE EL	Reading/English Language Arts	21
5	E	BRYSON AVE EL	Science	21
5	E	CARVER MS	ADV ELD MS 1A	3
5	E	CARVER MS	ADV ELD MS 2A	1
5	E	CARVER MS	CC MATH 6A	10
5	E	CARVER MS	CC MATH 7A	10
5	E	CARVER MS	CC MATH 8A	12
5	E	CARVER MS	ELD 1A	2
5	E	CARVER MS	ELD 1B	2
5	E	CARVER MS	ELD 2A	2
5	E	CARVER MS	ELD MS 3A	1
5	E	CARVER MS	ELD MS 4A	1
5	E	CARVER MS	ENG ALT CUR 6A	2
5	E	CARVER MS	ENG ALT CUR 7A	2
5	E	CARVER MS	ENG ALT CUR 8A	2
5	E	CARVER MS	ENGLISH 6A	9
5	E	CARVER MS	ENGLISH 7A	9
5	E	CARVER MS	ENGLISH 8A	10
5	E	CARVER MS	H ENGLISH 6A	1
5	E	CARVER MS	H ENGLISH 7A	1
5	E	CARVER MS	H ENGLISH 8A	1
5	E	CARVER MS	H INTEG SCIENCE 7	1
5	E	CARVER MS	H INTEG SCIENCE 8A	1
5	E	CARVER MS	H INTEGR SCIENCE 6A	1

***Count of Sufficiency means:** Each class (elementary schools) or section (secondary schools) has verified sufficiency per subject matter.

Board District	Region	School Name	Class/Section Name	*Count of Number of classes/sections verifying sufficiency
5	E	CARVER MS	H US HIST G&C A	1
5	E	CARVER MS	H WHG: ANC CIV A	1
5	E	CARVER MS	H WHG: MED/MOD A	1
5	E	CARVER MS	INTEG SCIENCE 7	9
5	E	CARVER MS	INTEGR SCIENCE 6A	9
5	E	CARVER MS	INTEGR SCIENCE 8A	10
5	E	CARVER MS	L & L EL MS 1A	1
5	E	CARVER MS	L & L EL MS 2A	3
5	E	CARVER MS	LIT SUCCESS 1A	2
5	E	CARVER MS	LIT SUCCESS 2A	1
5	E	CARVER MS	SCI/HLT AC 6A	2
5	E	CARVER MS	SCI/HLT AC 7	2
5	E	CARVER MS	US HIST G&C A	10
5	E	CARVER MS	WHG: ANC CIV A	8
5	E	CARVER MS	WHG: MED/MOD A	9
5	E	CLINTON MS	ADV ELD MS 1A	1
5	E	CLINTON MS	ADV ELD MS 2A	1
5	E	CLINTON MS	CC MATH 6 TUT LAB A	4
5	E	CLINTON MS	CC MATH 6A	9
5	E	CLINTON MS	CC MATH 7 TUT LAB A	6
5	E	CLINTON MS	CC MATH 7A	6
5	E	CLINTON MS	CC MATH 8 TUT LAB A	5
5	E	CLINTON MS	CC MATH 8A	9
5	E	CLINTON MS	CREAT WRT MS A	9
5	E	CLINTON MS	ELD 1A	2
5	E	CLINTON MS	ELD 2A	2
5	E	CLINTON MS	ELD MS 3A	2

***Count of Sufficiency means:** Each class (elementary schools) or section (secondary schools) has verified sufficiency per subject matter.

Board District	Region	School Name	Class/Section Name	*Count of Number of classes/sections verifying sufficiency
5	E	CLINTON MS	ENG ALT CUR 6A	1
5	E	CLINTON MS	ENG ALT CUR 7A	1
5	E	CLINTON MS	ENG ALT CUR 8A	1
5	E	CLINTON MS	ENGLISH 6A	7
5	E	CLINTON MS	ENGLISH 7A	9
5	E	CLINTON MS	ENGLISH 8A	10
5	E	CLINTON MS	GR 6-8 MATH GAMES ENR ST	1
5	E	CLINTON MS	H CREAT WRT MS A	9
5	E	CLINTON MS	H ENGLISH 6A	3
5	E	CLINTON MS	H ENGLISH 7A	3
5	E	CLINTON MS	H ENGLISH 8A	3
5	E	CLINTON MS	H INTEG SCIENCE 7	3
5	E	CLINTON MS	H INTEG SCIENCE 8A	3
5	E	CLINTON MS	H INTEGR SCIENCE 6A	3
5	E	CLINTON MS	H US HIST G&C A	3
5	E	CLINTON MS	H WHG: ANC CIV A	3
5	E	CLINTON MS	H WHG: MED/MOD A	3
5	E	CLINTON MS	HEALTH JH	6
5	E	CLINTON MS	INTEGR SCIENCE 6A	6
5	E	CLINTON MS	INTEGR SCIENCE 8A	6
5	E	CLINTON MS	INTRO PHYS COMPUTING A MS	9
5	E	CLINTON MS	L & L EL MS 2A	2
5	E	CLINTON MS	LIT SUCCESS 1A	8
5	E	CLINTON MS	SCI/HLT AC 6A	1
5	E	CLINTON MS	SCI/HLT AC 7	1
5	E	CLINTON MS	US HIST G&C A	6
5	E	CLINTON MS	WHG: ANC CIV A	6

***Count of Sufficiency means:** Each class (elementary schools) or section (secondary schools) has verified sufficiency per subject matter.

Board District	Region	School Name	Class/Section Name	*Count of Number of classes/sections verifying sufficiency
5	E	CLINTON MS	WHG: MED/MOD A	6
5	E	CORONA AVE EL	Health	31
5	E	CORONA AVE EL	History/Social Science	31
5	E	CORONA AVE EL	Mathematics	31
5	E	CORONA AVE EL	Reading/English Language Arts	31
5	E	CORONA AVE EL	Science	31
5	E	DAHLIA HTS EL	Health	19
5	E	DAHLIA HTS EL	History/Social Science	19
5	E	DAHLIA HTS EL	Mathematics	19
5	E	DAHLIA HTS EL	Reading/English Language Arts	19
5	E	DAHLIA HTS EL	Science	19
5	E	DELEVAN DRIVE EL	Health	30
5	E	DELEVAN DRIVE EL	History/Social Science	30
5	E	DELEVAN DRIVE EL	Mathematics	30
5	E	DELEVAN DRIVE EL	Reading/English Language Arts	30
5	E	DELEVAN DRIVE EL	Science	30
5	E	EAGLE ROCK EL	Health	34
5	E	EAGLE ROCK EL	History/Social Science	34
5	E	EAGLE ROCK EL	Mathematics	34
5	E	EAGLE ROCK EL	Reading/English Language Arts	34
5	E	EAGLE ROCK EL	Science	34
5	E	EAGLE ROCK EL HG MAG	Health	4
5	E	EAGLE ROCK EL HG MAG	History/Social Science	4
5	E	EAGLE ROCK EL HG MAG	Mathematics	4
5	E	EAGLE ROCK EL HG MAG	Reading/English Language Arts	4
5	E	EAGLE ROCK EL HG MAG	Science	4
5	E	EAGLE ROCK HS	ACADEMIC ELD 3A	1

***Count of Sufficiency means:** Each class (elementary schools) or section (secondary schools) has verified sufficiency per subject matter.

Board District	Region	School Name	Class/Section Name	*Count of Number of classes/sections verifying sufficiency
5	E	EAGLE ROCK HS	ADV ELD MS 1A	1
5	E	EAGLE ROCK HS	ADV ELD SH 2A	1
5	E	EAGLE ROCK HS	ADV ELD SH A	1
5	E	EAGLE ROCK HS	AM IMAGE MS A	2
5	E	EAGLE ROCK HS	AMER IMAGE A	2
5	E	EAGLE ROCK HS	AP BIO A	6
5	E	EAGLE ROCK HS	AP CALCULUS A	3
5	E	EAGLE ROCK HS	AP CALCULUS B	1
5	E	EAGLE ROCK HS	AP CHEMISTRY A	4
5	E	EAGLE ROCK HS	AP COMP SC A A	1
5	E	EAGLE ROCK HS	AP COMP SCI PRIN A	1
5	E	EAGLE ROCK HS	AP ENG LANG A	2
5	E	EAGLE ROCK HS	AP ENG LIT A	3
5	E	EAGLE ROCK HS	AP GOVT & POL	4
5	E	EAGLE ROCK HS	AP HUMAN GEO A	1
5	E	EAGLE ROCK HS	AP MUSIC THY A	2
5	E	EAGLE ROCK HS	AP PHYSICS 1A	2
5	E	EAGLE ROCK HS	AP PSYCHOLOG A	4
5	E	EAGLE ROCK HS	AP SPAN LIT A	1
5	E	EAGLE ROCK HS	AP SPAN LNG A	2
5	E	EAGLE ROCK HS	AP ST ART 2D A	1
5	E	EAGLE ROCK HS	AP ST ART 3D A	2
5	E	EAGLE ROCK HS	AP ST ART DR A	1
5	E	EAGLE ROCK HS	AP STATISTICS A	2
5	E	EAGLE ROCK HS	AP US HIST A	1
5	E	EAGLE ROCK HS	AP WLD HIST A	5
5	E	EAGLE ROCK HS	BIOLOGY:LIVING EARTH A	8

***Count of Sufficiency means:** Each class (elementary schools) or section (secondary schools) has verified sufficiency per subject matter.

Board District	Region	School Name	Class/Section Name	*Count of Number of classes/sections verifying sufficiency
5	E	EAGLE ROCK HS	CC ALGEBRA 1	8
5	E	EAGLE ROCK HS	CC ALGEBRA 2A	5
5	E	EAGLE ROCK HS	CC GEOMETRY A	7
5	E	EAGLE ROCK HS	CC MATH 7A	5
5	E	EAGLE ROCK HS	CC MATH 8A	5
5	E	EAGLE ROCK HS	CHEMISTRY:EARTH SYS A	7
5	E	EAGLE ROCK HS	DEV ELS MS A	1
5	E	EAGLE ROCK HS	DEV ELS SH A	3
5	E	EAGLE ROCK HS	DEV READ HS A	5
5	E	EAGLE ROCK HS	DEV READ MS A	4
5	E	EAGLE ROCK HS	ECONOMICS	1
5	E	EAGLE ROCK HS	ELD 1A	2
5	E	EAGLE ROCK HS	ELD 2A	2
5	E	EAGLE ROCK HS	ENGLISH 10A	7
5	E	EAGLE ROCK HS	ENGLISH 7A	5
5	E	EAGLE ROCK HS	ENGLISH 8A	5
5	E	EAGLE ROCK HS	ENGLISH 9A	7
5	E	EAGLE ROCK HS	EXPOS COMP	1
5	E	EAGLE ROCK HS	FINANCIAL ALGEBRA 2A	3
5	E	EAGLE ROCK HS	FRENCH 1A	4
5	E	EAGLE ROCK HS	FRENCH 2A	2
5	E	EAGLE ROCK HS	H ADV MATH A	3
5	E	EAGLE ROCK HS	H ACC CC ALG 1A	5
5	E	EAGLE ROCK HS	H ACC CC MATH 7A	5
5	E	EAGLE ROCK HS	H AM LIT COMP	2
5	E	EAGLE ROCK HS	H BIOLOGY:LIVING EARTH A	6
5	E	EAGLE ROCK HS	H CC ALGEBRA 2A	2

***Count of Sufficiency means:** Each class (elementary schools) or section (secondary schools) has verified sufficiency per subject matter.

Board District	Region	School Name	Class/Section Name	*Count of Number of classes/sections verifying sufficiency
5	E	EAGLE ROCK HS	H CC GEOMETRY A	6
5	E	EAGLE ROCK HS	H CHEMISTRY:EARTH SYS A	4
5	E	EAGLE ROCK HS	H ECONOMICS	2
5	E	EAGLE ROCK HS	H ENGLISH 10A	7
5	E	EAGLE ROCK HS	H ENGLISH 7A	6
5	E	EAGLE ROCK HS	H ENGLISH 8A	6
5	E	EAGLE ROCK HS	H ENGLISH 9A	7
5	E	EAGLE ROCK HS	H EXPOS COMP	2
5	E	EAGLE ROCK HS	H FRENCH 1A	1
5	E	EAGLE ROCK HS	H FRENCH 2A	1
5	E	EAGLE ROCK HS	H FRENCH 3A	4
5	E	EAGLE ROCK HS	H FRENCH 4A	2
5	E	EAGLE ROCK HS	H HUMANITIES A	2
5	E	EAGLE ROCK HS	H INTEG SCIENCE 7	4
5	E	EAGLE ROCK HS	H INTEG SCIENCE 8A	6
5	E	EAGLE ROCK HS	H MAND 3A	1
5	E	EAGLE ROCK HS	H MAND 5A	2
5	E	EAGLE ROCK HS	H MODERN LIT	1
5	E	EAGLE ROCK HS	H PHYSICS:THE UNIVERSE A	2
5	E	EAGLE ROCK HS	H PHYSIOLOGY A	3
5	E	EAGLE ROCK HS	H PRECALC A	6
5	E	EAGLE ROCK HS	H SPANISH 1A	3
5	E	EAGLE ROCK HS	H SPANISH 2A	2
5	E	EAGLE ROCK HS	H SPANISH 3A	8
5	E	EAGLE ROCK HS	H SPANISH 4A	6
5	E	EAGLE ROCK HS	H US HIST 20TH A	2
5	E	EAGLE ROCK HS	H US HIST G&C A	6

***Count of Sufficiency means:** Each class (elementary schools) or section (secondary schools) has verified sufficiency per subject matter.

Board District	Region	School Name	Class/Section Name	*Count of Number of classes/sections verifying sufficiency
5	E	EAGLE ROCK HS	H WHG: MED/MOD A	6
5	E	EAGLE ROCK HS	H WHG: MOD WLD A	3
5	E	EAGLE ROCK HS	HEALTH JH	4
5	E	EAGLE ROCK HS	HEALTH SH	7
5	E	EAGLE ROCK HS	IB BIO SL A	2
5	E	EAGLE ROCK HS	IB ENG HL 1A	3
5	E	EAGLE ROCK HS	IB ENGLISH HL 2A	2
5	E	EAGLE ROCK HS	IB FRENCH HL 1A	2
5	E	EAGLE ROCK HS	IB FRENCH SL A	2
5	E	EAGLE ROCK HS	IB HISTORY HL 1A	3
5	E	EAGLE ROCK HS	IB HS AMR HL 2A	2
5	E	EAGLE ROCK HS	IB MATH ANLYS & APPR SL A	1
5	E	EAGLE ROCK HS	IB MATH APPL & INTRP SL A	2
5	E	EAGLE ROCK HS	IB PHYSICS SL A	1
5	E	EAGLE ROCK HS	IB PSYCH HL 2A	2
5	E	EAGLE ROCK HS	IB SPAN HL 1A	3
5	E	EAGLE ROCK HS	IB SPAN HL 2A	1
5	E	EAGLE ROCK HS	IB SPAN SL A	2
5	E	EAGLE ROCK HS	IB VIS ART HL 1A	1
5	E	EAGLE ROCK HS	IB VIS ART HL 2A	1
5	E	EAGLE ROCK HS	INTEG SCIENCE 7	4
5	E	EAGLE ROCK HS	INTEGR SCIENCE 8A	5
5	E	EAGLE ROCK HS	INTRO PSYCH	2
5	E	EAGLE ROCK HS	INTRO TO ETHNIC STUDIES	6
5	E	EAGLE ROCK HS	JOURNALISM 1A	1
5	E	EAGLE ROCK HS	JOURNALISM 2A	1
5	E	EAGLE ROCK HS	JOURNALISM 3A	1

***Count of Sufficiency means:** Each class (elementary schools) or section (secondary schools) has verified sufficiency per subject matter.

Board District	Region	School Name	Class/Section Name	*Count of Number of classes/sections verifying sufficiency
5	E	EAGLE ROCK HS	MAND 1A	1
5	E	EAGLE ROCK HS	MAND 2A	2
5	E	EAGLE ROCK HS	MODERN LIT	2
5	E	EAGLE ROCK HS	PHYS GEOLOGY A	4
5	E	EAGLE ROCK HS	PRIN AM DEMOCR	2
5	E	EAGLE ROCK HS	SCREEN PLAY WR	1
5	E	EAGLE ROCK HS	SPAN SP 1A	1
5	E	EAGLE ROCK HS	SPAN SP 2A	1
5	E	EAGLE ROCK HS	SPANISH 1A	9
5	E	EAGLE ROCK HS	SPANISH 2A	8
5	E	EAGLE ROCK HS	TC MATH STAT A	2
5	E	EAGLE ROCK HS	TCH FL FTBL	1
5	E	EAGLE ROCK HS	US HIST 20TH A	4
5	E	EAGLE ROCK HS	US HIST G&C A	5
5	E	EAGLE ROCK HS	WHG: MED/MOD A	6
5	E	EAGLE ROCK HS	WHG: MOD WLD A	7
5	E	EARLY COLLEGE ACAD	AM LIT COMP	1
5	E	EARLY COLLEGE ACAD	AP CALCULUS A	1
5	E	EARLY COLLEGE ACAD	AP US HIST A	1
5	E	EARLY COLLEGE ACAD	AP WLD HIST A	1
5	E	EARLY COLLEGE ACAD	BIOLOGY:LIVING EARTH A	3
5	E	EARLY COLLEGE ACAD	CC ALG 1B EDGP	1
5	E	EARLY COLLEGE ACAD	CC ALG 2B EDGP	1
5	E	EARLY COLLEGE ACAD	CC ALGEBRA 1	2
5	E	EARLY COLLEGE ACAD	CC ALGEBRA 2A	2
5	E	EARLY COLLEGE ACAD	CC ENG 10B EDGP	2
5	E	EARLY COLLEGE ACAD	CC ENG 9A EDGP	1

***Count of Sufficiency means:** Each class (elementary schools) or section (secondary schools) has verified sufficiency per subject matter.

Board District	Region	School Name	Class/Section Name	*Count of Number of classes/sections verifying sufficiency
5	E	EARLY COLLEGE ACAD	CC ENG 9B EDGP	1
5	E	EARLY COLLEGE ACAD	CC GEOMETRY A	5
5	E	EARLY COLLEGE ACAD	CHEM IN EAR SYS B EDGP	1
5	E	EARLY COLLEGE ACAD	CHEMISTRY:EARTH SYS A	3
5	E	EARLY COLLEGE ACAD	ENGLISH 9A	3
5	E	EARLY COLLEGE ACAD	ENGLISH NON EQUIV COL	1
5	E	EARLY COLLEGE ACAD	ENV STU A	1
5	E	EARLY COLLEGE ACAD	EXPOS COMP	2
5	E	EARLY COLLEGE ACAD	HEALTH SH	4
5	E	EARLY COLLEGE ACAD	INTRO PSYCH	1
5	E	EARLY COLLEGE ACAD	PRECALC A	2
5	E	EARLY COLLEGE ACAD	PRIN AM DEMOCR	2
5	E	EARLY COLLEGE ACAD	SPAN SP 1A	1
5	E	EARLY COLLEGE ACAD	SPANISH 1A	2
5	E	EARLY COLLEGE ACAD	SPANISH 2A	3
5	E	EARLY COLLEGE ACAD	SPEECH A	2
5	E	EARLY COLLEGE ACAD	US HIST 20TH A	1
5	E	EARLY COLLEGE ACAD	US HIST B EDGP	1
5	E	EARLY COLLEGE ACAD	WHG M B EDGP	1
5	E	EARLY COLLEGE ACAD	WHG: MOD WLD A	2
5	E	EGL RCK EL GIFTED MG	Health	5
5	E	EGL RCK EL GIFTED MG	History/Social Science	5
5	E	EGL RCK EL GIFTED MG	Mathematics	5
5	E	EGL RCK EL GIFTED MG	Reading/English Language Arts	5
5	E	EGL RCK EL GIFTED MG	Science	5
5	E	ELIZABETH LC	ACADEMIC ELD 3A	1
5	E	ELIZABETH LC	ACADEMIC ELD 4A	1

***Count of Sufficiency means:** Each class (elementary schools) or section (secondary schools) has verified sufficiency per subject matter.

Board District	Region	School Name	Class/Section Name	*Count of Number of classes/sections verifying sufficiency
5	E	ELIZABETH LC	ADV ELD MS 1A	1
5	E	ELIZABETH LC	ADV ELD MS 2A	2
5	E	ELIZABETH LC	ADV ELD SH 2A	3
5	E	ELIZABETH LC	ADV ELD SH A	2
5	E	ELIZABETH LC	AM LIT COMP	8
5	E	ELIZABETH LC	AP ART HIS A	1
5	E	ELIZABETH LC	AP BIO A	1
5	E	ELIZABETH LC	AP CALC A EDGL	1
5	E	ELIZABETH LC	AP ENG LANG A	1
5	E	ELIZABETH LC	AP ENG LIT A	1
5	E	ELIZABETH LC	AP ENV SCI A	1
5	E	ELIZABETH LC	AP EUR HIS A	1
5	E	ELIZABETH LC	AP SPAN LIT A	1
5	E	ELIZABETH LC	AP SPAN LNG A	4
5	E	ELIZABETH LC	AP US HIST A	1
5	E	ELIZABETH LC	AP WLD HIST A	2
5	E	ELIZABETH LC	ARABIC 1A	1
5	E	ELIZABETH LC	ARABIC 2A	1
5	E	ELIZABETH LC	BIOLOGY:LIVING EARTH A	7
5	E	ELIZABETH LC	CALIF HIST	1
5	E	ELIZABETH LC	CC ALG 1 TUT LAB A	2
5	E	ELIZABETH LC	CC ALG 2 TUT LAB A	1
5	E	ELIZABETH LC	CC ALGEBRA 1	6
5	E	ELIZABETH LC	CC ALGEBRA 2A	7
5	E	ELIZABETH LC	CC GEOM TUT LAB A	1
5	E	ELIZABETH LC	CC GEOMETRY A	8
5	E	ELIZABETH LC	CC MATH 6 TUT LAB A	1

***Count of Sufficiency means:** Each class (elementary schools) or section (secondary schools) has verified sufficiency per subject matter.

Board District	Region	School Name	Class/Section Name	*Count of Number of classes/sections verifying sufficiency
5	E	ELIZABETH LC	CC MATH 6A	5
5	E	ELIZABETH LC	CC MATH 7 TUT LAB A	1
5	E	ELIZABETH LC	CC MATH 7A	6
5	E	ELIZABETH LC	CC MATH 8 TUT LAB A	1
5	E	ELIZABETH LC	CC MATH 8A	5
5	E	ELIZABETH LC	CHEMISTRY:EARTH SYS A	8
5	E	ELIZABETH LC	CREAT WRIT	2
5	E	ELIZABETH LC	DEV MATH MS A	1
5	E	ELIZABETH LC	DEV MATH SH A	1
5	E	ELIZABETH LC	DEV READ HS A	2
5	E	ELIZABETH LC	DEV READ MS A	1
5	E	ELIZABETH LC	DISCR MATH A	4
5	E	ELIZABETH LC	ECONOMICS	3
5	E	ELIZABETH LC	ELD 1A	2
5	E	ELIZABETH LC	ELD 2A	2
5	E	ELIZABETH LC	ELD MS 3A	1
5	E	ELIZABETH LC	ENGLISH 10A	8
5	E	ELIZABETH LC	ENGLISH 6A	3
5	E	ELIZABETH LC	ENGLISH 7A	4
5	E	ELIZABETH LC	ENGLISH 8A	4
5	E	ELIZABETH LC	ENGLISH 9A	7
5	E	ELIZABETH LC	ENGLISH NON EQUIV COL	1
5	E	ELIZABETH LC	ERWC A	4
5	E	ELIZABETH LC	EXPOS COMP	2
5	E	ELIZABETH LC	FINANCIAL ALGEBRA 2A	1
5	E	ELIZABETH LC	GEOG A	5
5	E	ELIZABETH LC	H CC ALGEBRA 1	1

***Count of Sufficiency means:** Each class (elementary schools) or section (secondary schools) has verified sufficiency per subject matter.

Board District	Region	School Name	Class/Section Name	*Count of Number of classes/sections verifying sufficiency
5	E	ELIZABETH LC	H CC GEOMETRY A	1
5	E	ELIZABETH LC	H ENGLISH 10A	2
5	E	ELIZABETH LC	H ENGLISH 6A	1
5	E	ELIZABETH LC	H ENGLISH 7A	1
5	E	ELIZABETH LC	H ENGLISH 8A	1
5	E	ELIZABETH LC	H ENGLISH 9A	1
5	E	ELIZABETH LC	H INTEG SCIENCE 7	1
5	E	ELIZABETH LC	H INTEG SCIENCE 8A	1
5	E	ELIZABETH LC	H INTEGR SCIENCE 6A	1
5	E	ELIZABETH LC	H MARINE BIO A	1
5	E	ELIZABETH LC	H WHG: ANC CIV A	1
5	E	ELIZABETH LC	Health	20
5	E	ELIZABETH LC	HEALTH SH	5
5	E	ELIZABETH LC	History/Social Science	20
5	E	ELIZABETH LC	INTEG SCIENCE 7	5
5	E	ELIZABETH LC	INTEGR SCIENCE 6A	4
5	E	ELIZABETH LC	INTEGR SCIENCE 8A	4
5	E	ELIZABETH LC	INTERACTIONS A	7
5	E	ELIZABETH LC	INTRO ANTHRO	1
5	E	ELIZABETH LC	INTRO SOCIO	1
5	E	ELIZABETH LC	INTRO TO ETHNIC STUDIES	4
5	E	ELIZABETH LC	JOURNALISM 1A	1
5	E	ELIZABETH LC	JOURNALISM 3A	1
5	E	ELIZABETH LC	JOURNALSM MS A	1
5	E	ELIZABETH LC	Mathematics	20
5	E	ELIZABETH LC	MEX AM LIT	2
5	E	ELIZABETH LC	MEX AM STU	1

***Count of Sufficiency means:** Each class (elementary schools) or section (secondary schools) has verified sufficiency per subject matter.

Board District	Region	School Name	Class/Section Name	*Count of Number of classes/sections verifying sufficiency
5	E	ELIZABETH LC	NEW MEDIA 1A	4
5	E	ELIZABETH LC	PHYSICS:THE UNIVERSE A	2
5	E	ELIZABETH LC	PHYSIOLOGY A	2
5	E	ELIZABETH LC	PRECALC A	1
5	E	ELIZABETH LC	PRIN AM DEMOCR	4
5	E	ELIZABETH LC	Reading/English Language Arts	20
5	E	ELIZABETH LC	Science	20
5	E	ELIZABETH LC	SPAN SP 1A	4
5	E	ELIZABETH LC	SPAN SP 2A	5
5	E	ELIZABETH LC	SPANISH 1A	2
5	E	ELIZABETH LC	SPANISH 2A	2
5	E	ELIZABETH LC	SPEECH A	1
5	E	ELIZABETH LC	US HIST 20TH A	8
5	E	ELIZABETH LC	US HIST G&C A	4
5	E	ELIZABETH LC	WHG: ANC CIV A	3
5	E	ELIZABETH LC	WHG: MED/MOD A	5
5	E	ELIZABETH LC	WHG: MOD WLD A	7
5	E	ELIZABETH LC DTA	Health	6
5	E	ELIZABETH LC DTA	History/Social Science	6
5	E	ELIZABETH LC DTA	Mathematics	6
5	E	ELIZABETH LC DTA	Reading/English Language Arts	6
5	E	ELIZABETH LC DTA	Science	6
5	E	ESCALANTE EL	Health	29
5	E	ESCALANTE EL	History/Social Science	29
5	E	ESCALANTE EL	Mathematics	29
5	E	ESCALANTE EL	Reading/English Language Arts	29
5	E	ESCALANTE EL	Science	29

***Count of Sufficiency means:** Each class (elementary schools) or section (secondary schools) has verified sufficiency per subject matter.

Board District	Region	School Name	Class/Section Name	*Count of Number of classes/sections verifying sufficiency
5	E	ESCUTIA PC	Health	10
5	E	ESCUTIA PC	History/Social Science	10
5	E	ESCUTIA PC	Mathematics	10
5	E	ESCUTIA PC	Reading/English Language Arts	10
5	E	ESCUTIA PC	Science	10
5	E	FISHBURN AVE EL	Health	16
5	E	FISHBURN AVE EL	History/Social Science	16
5	E	FISHBURN AVE EL	Mathematics	16
5	E	FISHBURN AVE EL	Reading/English Language Arts	16
5	E	FISHBURN AVE EL	Science	16
5	E	FISHBURN AVE EL DTS	Health	11
5	E	FISHBURN AVE EL DTS	History/Social Science	11
5	E	FISHBURN AVE EL DTS	Mathematics	11
5	E	FISHBURN AVE EL DTS	Reading/English Language Arts	11
5	E	FISHBURN AVE EL DTS	Science	11
5	E	GAGE MS	ACAD LIT MS 7A	1
5	E	GAGE MS	ACAD LIT MS 8A	1
5	E	GAGE MS	ADV ELD MS 1A	3
5	E	GAGE MS	ADV ELD MS 2A	2
5	E	GAGE MS	CC MATH 6 TUT LAB A	1
5	E	GAGE MS	CC MATH 6A	15
5	E	GAGE MS	CC MATH 7 TUT LAB A	2
5	E	GAGE MS	CC MATH 7A	18
5	E	GAGE MS	CC MATH 8 TUT LAB A	2
5	E	GAGE MS	CC MATH 8A	15
5	E	GAGE MS	CREAT WRT MS A	3
5	E	GAGE MS	DEV ELS MS A	2

***Count of Sufficiency means:** Each class (elementary schools) or section (secondary schools) has verified sufficiency per subject matter.

Board District	Region	School Name	Class/Section Name	*Count of Number of classes/sections verifying sufficiency
5	E	GAGE MS	DEV READ MS A	8
5	E	GAGE MS	ELD 1A	2
5	E	GAGE MS	ELD 2A	4
5	E	GAGE MS	ELD MS 3A	2
5	E	GAGE MS	ELD MS 4A	2
5	E	GAGE MS	ENG ALT CUR 6A	3
5	E	GAGE MS	ENG ALT CUR 7A	3
5	E	GAGE MS	ENG ALT CUR 8A	3
5	E	GAGE MS	ENGLISH 6A	15
5	E	GAGE MS	ENGLISH 7A	21
5	E	GAGE MS	ENGLISH 8A	14
5	E	GAGE MS	H ACC CC ALG 1A	2
5	E	GAGE MS	H ACC CC MATH 7A	3
5	E	GAGE MS	H ENGLISH 6A	3
5	E	GAGE MS	H ENGLISH 7A	4
5	E	GAGE MS	H ENGLISH 8A	5
5	E	GAGE MS	H INTEG SCIENCE 8A	3
5	E	GAGE MS	H INTEGR SCIENCE 6A	3
5	E	GAGE MS	H INTEGR SCIENCE 8B	1
5	E	GAGE MS	H US HIST G&C A	4
5	E	GAGE MS	H WHG: ANC CIV A	3
5	E	GAGE MS	H WHG: MED/MOD A	4
5	E	GAGE MS	HEALTH JH	17
5	E	GAGE MS	INTEG SCIENCE 7	3
5	E	GAGE MS	INTEGR SCIENCE 6A	12
5	E	GAGE MS	INTEGR SCIENCE 8A	15
5	E	GAGE MS	L & L EL MS 1A	4

***Count of Sufficiency means:** Each class (elementary schools) or section (secondary schools) has verified sufficiency per subject matter.

Board District	Region	School Name	Class/Section Name	*Count of Number of classes/sections verifying sufficiency
5	E	GAGE MS	L & L EL MS 2A	1
5	E	GAGE MS	SCI/HLT AC 6A	3
5	E	GAGE MS	SCI/HLT AC 7	3
5	E	GAGE MS	SP LANG/CUL INTERM SP A	1
5	E	GAGE MS	SPAN SP 1A	1
5	E	GAGE MS	SPAN SP 2A	1
5	E	GAGE MS	US HIST G&C A	15
5	E	GAGE MS	WHG: ANC CIV A	12
5	E	GAGE MS	WHG: MED/MOD A	16
5	E	GAGE MS	WIND PERC MS A	1
5	E	HARMONY EL	Health	24
5	E	HARMONY EL	History/Social Science	24
5	E	HARMONY EL	Mathematics	24
5	E	HARMONY EL	Reading/English Language Arts	24
5	E	HARMONY EL	Science	24
5	E	HARMONY EL DTS	Health	7
5	E	HARMONY EL DTS	History/Social Science	7
5	E	HARMONY EL DTS	Mathematics	7
5	E	HARMONY EL DTS	Reading/English Language Arts	7
5	E	HARMONY EL DTS	Science	7
5	E	HELIOTROPE AVE EL	Health	36
5	E	HELIOTROPE AVE EL	History/Social Science	36
5	E	HELIOTROPE AVE EL	Mathematics	36
5	E	HELIOTROPE AVE EL	Reading/English Language Arts	36
5	E	HELIOTROPE AVE EL	Science	36
5	E	HOLMES AVE EL	Health	8
5	E	HOLMES AVE EL	History/Social Science	8

***Count of Sufficiency means:** Each class (elementary schools) or section (secondary schools) has verified sufficiency per subject matter.

Board District	Region	School Name	Class/Section Name	*Count of Number of classes/sections verifying sufficiency
5	E	HOLMES AVE EL	Mathematics	8
5	E	HOLMES AVE EL	Reading/English Language Arts	8
5	E	HOLMES AVE EL	Science	8
5	E	HOOPER AVE EL	Health	31
5	E	HOOPER AVE EL	History/Social Science	31
5	E	HOOPER AVE EL	Mathematics	31
5	E	HOOPER AVE EL	Reading/English Language Arts	31
5	E	HOOPER AVE EL	Science	31
5	E	HOOPER AVE EL DTS	Health	10
5	E	HOOPER AVE EL DTS	History/Social Science	10
5	E	HOOPER AVE EL DTS	Mathematics	10
5	E	HOOPER AVE EL DTS	Reading/English Language Arts	10
5	E	HOOPER AVE EL DTS	Science	10
5	E	HOOPER AVE PC	Health	8
5	E	HOOPER AVE PC	History/Social Science	8
5	E	HOOPER AVE PC	Mathematics	8
5	E	HOOPER AVE PC	Reading/English Language Arts	8
5	E	HOOPER AVE PC	Science	8
5	E	HOOPER AVE PC DTS	Health	1
5	E	HOOPER AVE PC DTS	History/Social Science	1
5	E	HOOPER AVE PC DTS	Mathematics	1
5	E	HOOPER AVE PC DTS	Reading/English Language Arts	1
5	E	HOOPER AVE PC DTS	Science	1
5	E	HOPE ST EL	Health	22
5	E	HOPE ST EL	History/Social Science	22
5	E	HOPE ST EL	Mathematics	22
5	E	HOPE ST EL	Reading/English Language Arts	22

***Count of Sufficiency means:** Each class (elementary schools) or section (secondary schools) has verified sufficiency per subject matter.

Board District	Region	School Name	Class/Section Name	*Count of Number of classes/sections verifying sufficiency
5	E	HOPE ST EL	Science	22
5	E	HUERTA EL	Health	19
5	E	HUERTA EL	History/Social Science	19
5	E	HUERTA EL	Mathematics	19
5	E	HUERTA EL	Reading/English Language Arts	19
5	E	HUERTA EL	Science	19
5	E	HUGHES EL	Health	32
5	E	HUGHES EL	History/Social Science	32
5	E	HUGHES EL	Mathematics	32
5	E	HUGHES EL	Reading/English Language Arts	32
5	E	HUGHES EL	Science	32
5	E	HUGHES EL STM MAG	Health	6
5	E	HUGHES EL STM MAG	History/Social Science	6
5	E	HUGHES EL STM MAG	Mathematics	6
5	E	HUGHES EL STM MAG	Reading/English Language Arts	6
5	E	HUGHES EL STM MAG	Science	6
5	E	HUNTINGTON PK DTS	Health	7
5	E	HUNTINGTON PK DTS	History/Social Science	7
5	E	HUNTINGTON PK DTS	Mathematics	7
5	E	HUNTINGTON PK DTS	Reading/English Language Arts	7
5	E	HUNTINGTON PK DTS	Science	7
5	E	HUNTINGTON PK EL	Health	15
5	E	HUNTINGTON PK EL	History/Social Science	15
5	E	HUNTINGTON PK EL	Mathematics	15
5	E	HUNTINGTON PK EL	Reading/English Language Arts	15
5	E	HUNTINGTON PK EL	Science	15
5	E	HUNTINGTON PK SH	ACADEMIC ELD 3A	2

***Count of Sufficiency means:** Each class (elementary schools) or section (secondary schools) has verified sufficiency per subject matter.

Board District	Region	School Name	Class/Section Name	*Count of Number of classes/sections verifying sufficiency
5	E	HUNTINGTN PK SH	ACADEMIC ELD 4A	1
5	E	HUNTINGTN PK SH	ADV ELD SH A	1
5	E	HUNTINGTN PK SH	AMER HIS OF ROCK N ROLL	1
5	E	HUNTINGTN PK SH	AP BIO A	1
5	E	HUNTINGTN PK SH	AP CALCULUS A	2
5	E	HUNTINGTN PK SH	AP CHEMISTRY A	1
5	E	HUNTINGTN PK SH	AP COMP SC A A	1
5	E	HUNTINGTN PK SH	AP COMP SCI PRIN A	1
5	E	HUNTINGTN PK SH	AP ENG LANG A	2
5	E	HUNTINGTN PK SH	AP ENG LIT A	2
5	E	HUNTINGTN PK SH	AP ENV SCI A	2
5	E	HUNTINGTN PK SH	AP GOVT & POL	3
5	E	HUNTINGTN PK SH	AP PHYSICS 1A	1
5	E	HUNTINGTN PK SH	AP SPAN LIT A	1
5	E	HUNTINGTN PK SH	AP SPAN LNG A	2
5	E	HUNTINGTN PK SH	AP ST ART DR A	1
5	E	HUNTINGTN PK SH	AP STATISTICS A	2
5	E	HUNTINGTN PK SH	AP US HIST A	1
5	E	HUNTINGTN PK SH	BIOLOGY:LIVING EARTH A	12
5	E	HUNTINGTN PK SH	CALLIGRAPHY A	2
5	E	HUNTINGTN PK SH	CC ALGEBRA 1	14
5	E	HUNTINGTN PK SH	CC ALGEBRA 2A	9
5	E	HUNTINGTN PK SH	CC GEOMETRY A	12
5	E	HUNTINGTN PK SH	CHEMISTRY:EARTH SYS A	10
5	E	HUNTINGTN PK SH	DEV ELS SH A	4
5	E	HUNTINGTN PK SH	DEV MATH SH A	4
5	E	HUNTINGTN PK SH	ECONOMICS	2

***Count of Sufficiency means:** Each class (elementary schools) or section (secondary schools) has verified sufficiency per subject matter.

Board District	Region	School Name	Class/Section Name	*Count of Number of classes/sections verifying sufficiency
5	E	HUNTINGTN PK SH	ELD 1A	4
5	E	HUNTINGTN PK SH	ELD 2A	4
5	E	HUNTINGTN PK SH	ENGLISH 10A	12
5	E	HUNTINGTN PK SH	ENGLISH 9A	12
5	E	HUNTINGTN PK SH	ENGLISH NON EQUIV COL	2
5	E	HUNTINGTN PK SH	ERWC A	9
5	E	HUNTINGTN PK SH	ESL EXP IN ENG	2
5	E	HUNTINGTN PK SH	GERMAN 2A	1
5	E	HUNTINGTN PK SH	H AUTH COMP A	3
5	E	HUNTINGTN PK SH	H BIOLOGY:LIVING EARTH A	3
5	E	HUNTINGTN PK SH	H CC ALGEBRA 1	2
5	E	HUNTINGTN PK SH	H CC ALGEBRA 2A	2
5	E	HUNTINGTN PK SH	H CC GEOMETRY A	4
5	E	HUNTINGTN PK SH	H ENGLISH 10A	4
5	E	HUNTINGTN PK SH	H ENGLISH 9A	3
5	E	HUNTINGTN PK SH	H INTRO FORENSIC SCI A	4
5	E	HUNTINGTN PK SH	H PRIN AM DEMOCR	1
5	E	HUNTINGTN PK SH	H US HIST 20TH A	1
5	E	HUNTINGTN PK SH	H WHG: MOD WLD A	2
5	E	HUNTINGTN PK SH	HEALTH SH	8
5	E	HUNTINGTN PK SH	I L HSE MAINT	1
5	E	HUNTINGTN PK SH	INTRO PSYCH	1
5	E	HUNTINGTN PK SH	INTRO SOCIO	1
5	E	HUNTINGTN PK SH	INTRO TO ETHNIC STUDIES	8
5	E	HUNTINGTN PK SH	JOURNALISM 1A	1
5	E	HUNTINGTN PK SH	JOURNALISM 2A	1
5	E	HUNTINGTN PK SH	JOURNALISM 3A	1

***Count of Sufficiency means:** Each class (elementary schools) or section (secondary schools) has verified sufficiency per subject matter.

Board District	Region	School Name	Class/Section Name	*Count of Number of classes/sections verifying sufficiency
5	E	HUNTINGTN PK SH	L & L EL SH A	2
5	E	HUNTINGTN PK SH	MAND 1A	6
5	E	HUNTINGTN PK SH	MAND 2A	6
5	E	HUNTINGTN PK SH	MESA INTRO ENGIN A	3
5	E	HUNTINGTN PK SH	PHYSICS:THE UNIVERSE A	15
5	E	HUNTINGTN PK SH	PRE-AP BIOLOGY A	1
5	E	HUNTINGTN PK SH	PRECALC A	4
5	E	HUNTINGTN PK SH	PRIN AM DEMOCR	6
5	E	HUNTINGTN PK SH	SCI FI LIT	1
5	E	HUNTINGTN PK SH	SPAN SP 1A	9
5	E	HUNTINGTN PK SH	SPAN SP 2A	5
5	E	HUNTINGTN PK SH	SPANISH 1A	1
5	E	HUNTINGTN PK SH	SPANISH 2A	1
5	E	HUNTINGTN PK SH	STAT & PROB A	2
5	E	HUNTINGTN PK SH	TC MATH STAT A	4
5	E	HUNTINGTN PK SH	US HIST 20TH A	11
5	E	HUNTINGTN PK SH	WHG: MOD WLD A	14
5	E	HUNTINGTN PK SH	WORLD LIT	1
5	E	INDEPENDENCE DTS	Health	2
5	E	INDEPENDENCE DTS	History/Social Science	2
5	E	INDEPENDENCE DTS	Mathematics	2
5	E	INDEPENDENCE DTS	Reading/English Language Arts	2
5	E	INDEPENDENCE DTS	Science	2
5	E	INDEPENDENCE EL	Health	21
5	E	INDEPENDENCE EL	History/Social Science	21
5	E	INDEPENDENCE EL	Mathematics	21
5	E	INDEPENDENCE EL	Reading/English Language Arts	21

***Count of Sufficiency means:** Each class (elementary schools) or section (secondary schools) has verified sufficiency per subject matter.

Board District	Region	School Name	Class/Section Name	*Count of Number of classes/sections verifying sufficiency
5	E	INDEPENDENCE EL	Science	21
5	E	INDEPENDENCE STEM MG	Health	6
5	E	INDEPENDENCE STEM MG	History/Social Science	6
5	E	INDEPENDENCE STEM MG	Mathematics	6
5	E	INDEPENDENCE STEM MG	Reading/English Language Arts	6
5	E	INDEPENDENCE STEM MG	Science	6
5	E	INTERNATIONAL ST LC	ADV ELD MS 1A	1
5	E	INTERNATIONAL ST LC	ADV ELD SH A	1
5	E	INTERNATIONAL ST LC	AM LIT COMP	3
5	E	INTERNATIONAL ST LC	AP CALCULUS A	1
5	E	INTERNATIONAL ST LC	AP COMP SCI PRIN A	1
5	E	INTERNATIONAL ST LC	AP ENG LANG A	1
5	E	INTERNATIONAL ST LC	AP ENG LIT A	1
5	E	INTERNATIONAL ST LC	AP GOVT & POL	1
5	E	INTERNATIONAL ST LC	AP HUMAN GEO A	1
5	E	INTERNATIONAL ST LC	AP PRE-CALC A	1
5	E	INTERNATIONAL ST LC	AP SPAN LNG A	1
5	E	INTERNATIONAL ST LC	AP US HIST A	1
5	E	INTERNATIONAL ST LC	AP WLD HIST A	1
5	E	INTERNATIONAL ST LC	B READ MS A	2
5	E	INTERNATIONAL ST LC	BIOLOGY:LIVING EARTH A	4
5	E	INTERNATIONAL ST LC	CC ALGEBRA 1	4
5	E	INTERNATIONAL ST LC	CC ALGEBRA 2A	5
5	E	INTERNATIONAL ST LC	CC GEOMETRY A	5
5	E	INTERNATIONAL ST LC	CC MATH 6A	5
5	E	INTERNATIONAL ST LC	CC MATH 7A	4
5	E	INTERNATIONAL ST LC	CC MATH 8A	4

***Count of Sufficiency means:** Each class (elementary schools) or section (secondary schools) has verified sufficiency per subject matter.

Board District	Region	School Name	Class/Section Name	*Count of Number of classes/sections verifying sufficiency
5	E	INTERNATIONAL ST LC	CHEMISTRY:EARTH SYS A	4
5	E	INTERNATIONAL ST LC	DEV READ HS A	2
5	E	INTERNATIONAL ST LC	ELD 1A	1
5	E	INTERNATIONAL ST LC	ELD 2A	1
5	E	INTERNATIONAL ST LC	ELD MS 3A	1
5	E	INTERNATIONAL ST LC	ENGLISH 10A	3
5	E	INTERNATIONAL ST LC	ENGLISH 6A	4
5	E	INTERNATIONAL ST LC	ENGLISH 7A	4
5	E	INTERNATIONAL ST LC	ENGLISH 8A	4
5	E	INTERNATIONAL ST LC	ENGLISH 9A	3
5	E	INTERNATIONAL ST LC	ERWC A	3
5	E	INTERNATIONAL ST LC	H ACC CC ALG 1A	1
5	E	INTERNATIONAL ST LC	H ACC CC MATH 7A	1
5	E	INTERNATIONAL ST LC	H BIOLOGY:LIVING EARTH A	1
5	E	INTERNATIONAL ST LC	H CHEMISTRY:EARTH SYS A	1
5	E	INTERNATIONAL ST LC	H ENGLISH 10A	2
5	E	INTERNATIONAL ST LC	H ENGLISH 6A	1
5	E	INTERNATIONAL ST LC	H ENGLISH 7A	1
5	E	INTERNATIONAL ST LC	H ENGLISH 8A	1
5	E	INTERNATIONAL ST LC	H ENGLISH 9A	2
5	E	INTERNATIONAL ST LC	H INTEG SCIENCE 7	1
5	E	INTERNATIONAL ST LC	H INTEG SCIENCE 8A	1
5	E	INTERNATIONAL ST LC	H INTEGR SCIENCE 6A	1
5	E	INTERNATIONAL ST LC	H US HIST G&C A	1
5	E	INTERNATIONAL ST LC	H WHG: ANC CIV A	1
5	E	INTERNATIONAL ST LC	H WHG: MED/MOD A	1
5	E	INTERNATIONAL ST LC	HEALTH SH	1

***Count of Sufficiency means:** Each class (elementary schools) or section (secondary schools) has verified sufficiency per subject matter.

Board District	Region	School Name	Class/Section Name	*Count of Number of classes/sections verifying sufficiency
5	E	INTERNATIONAL ST LC	INTEG SCIENCE 7	4
5	E	INTERNATIONAL ST LC	INTEGR SCIENCE 6A	4
5	E	INTERNATIONAL ST LC	INTEGR SCIENCE 8A	4
5	E	INTERNATIONAL ST LC	INTRO PHYS COMPUTING A MS	1
5	E	INTERNATIONAL ST LC	INTRO TO ETHNIC STUDIES	4
5	E	INTERNATIONAL ST LC	L & L EL MS 2A	2
5	E	INTERNATIONAL ST LC	MAND 1A	2
5	E	INTERNATIONAL ST LC	MAND 2A	2
5	E	INTERNATIONAL ST LC	MAND 3A	1
5	E	INTERNATIONAL ST LC	MAND 4A	1
5	E	INTERNATIONAL ST LC	PHYSICS:THE UNIVERSE A	3
5	E	INTERNATIONAL ST LC	PRECALC A	1
5	E	INTERNATIONAL ST LC	PRIN AM DEMOCR	3
5	E	INTERNATIONAL ST LC	SPAN SP 1A	2
5	E	INTERNATIONAL ST LC	SPAN SP 2A	2
5	E	INTERNATIONAL ST LC	SPANISH 1A	2
5	E	INTERNATIONAL ST LC	SPANISH 2A	3
5	E	INTERNATIONAL ST LC	TC MATH STAT A	2
5	E	INTERNATIONAL ST LC	US HIST 20TH A	3
5	E	INTERNATIONAL ST LC	US HIST G&C A	4
5	E	INTERNATIONAL ST LC	WHG: ANC CIV A	4
5	E	INTERNATIONAL ST LC	WHG: MED/MOD A	4
5	E	INTERNATIONAL ST LC	WHG: MOD WLD A	4
5	E	JEFFERSON SH	AM LIT COMP	5
5	E	JEFFERSON SH	AP CALCULUS A	1
5	E	JEFFERSON SH	AP CALCULUS B	1
5	E	JEFFERSON SH	AP CHEMISTRY A	1

***Count of Sufficiency means:** Each class (elementary schools) or section (secondary schools) has verified sufficiency per subject matter.

Board District	Region	School Name	Class/Section Name	*Count of Number of classes/sections verifying sufficiency
5	E	JEFFERSON SH	AP COMP SCI PRIN A	1
5	E	JEFFERSON SH	AP ENG LANG A	1
5	E	JEFFERSON SH	AP ENG LIT A	1
5	E	JEFFERSON SH	AP PRE-CALC A	1
5	E	JEFFERSON SH	AP PSYCHOLOG A	1
5	E	JEFFERSON SH	AP SPAN LNG A	1
5	E	JEFFERSON SH	AP US HIST A	1
5	E	JEFFERSON SH	AP WLD HIST A	1
5	E	JEFFERSON SH	BIOLOGY:LIVING EARTH A	6
5	E	JEFFERSON SH	CC ALGEBRA 1	7
5	E	JEFFERSON SH	CC ALGEBRA 2A	6
5	E	JEFFERSON SH	CC GEOMETRY A	7
5	E	JEFFERSON SH	CHEMISTRY:EARTH SYS A	4
5	E	JEFFERSON SH	CONS MATH A	1
5	E	JEFFERSON SH	DEV MATH SH A	4
5	E	JEFFERSON SH	DEV READ HS A	7
5	E	JEFFERSON SH	ELD 10A	2
5	E	JEFFERSON SH	ELD 11A	3
5	E	JEFFERSON SH	ELD 12A	2
5	E	JEFFERSON SH	ELD 9A	2
5	E	JEFFERSON SH	ENGLISH 10A	5
5	E	JEFFERSON SH	ENGLISH 9A	6
5	E	JEFFERSON SH	ERWC A	4
5	E	JEFFERSON SH	GEOG A	1
5	E	JEFFERSON SH	H ADV MATH A	2
5	E	JEFFERSON SH	H CC ALGEBRA 1	1
5	E	JEFFERSON SH	H CHEMISTRY:EARTH SYS A	1

***Count of Sufficiency means:** Each class (elementary schools) or section (secondary schools) has verified sufficiency per subject matter.

Board District	Region	School Name	Class/Section Name	*Count of Number of classes/sections verifying sufficiency
5	E	JEFFERSON SH	H ENGLISH 10A	2
5	E	JEFFERSON SH	H ENGLISH 9A	1
5	E	JEFFERSON SH	HEALTH SH	4
5	E	JEFFERSON SH	HS INT NEW ELD A	4
5	E	JEFFERSON SH	INTRO PSYCH	1
5	E	JEFFERSON SH	INTRO TO ETHNIC STUDIES	5
5	E	JEFFERSON SH	PHYSICS:THE UNIVERSE A	2
5	E	JEFFERSON SH	PRIN AM DEMOCR	4
5	E	JEFFERSON SH	SPAN SP 1A	3
5	E	JEFFERSON SH	SPAN SP 2A	3
5	E	JEFFERSON SH	SPANISH 1A	3
5	E	JEFFERSON SH	SPANISH 2A	3
5	E	JEFFERSON SH	TC MATH STAT A	3
5	E	JEFFERSON SH	US HIST 20TH A	4
5	E	JEFFERSON SH	WHG: MOD WLD A	6
5	E	JONES EL	Health	16
5	E	JONES EL	History/Social Science	16
5	E	JONES EL	Mathematics	16
5	E	JONES EL	Reading/English Language Arts	16
5	E	JONES EL	Science	16
5	E	KAHLO HS	ADV ELD SH 2A	1
5	E	KAHLO HS	AM LIT COMP	1
5	E	KAHLO HS	BIOLOGY:LIVING EARTH A	1
5	E	KAHLO HS	BIOLOGY:LIVING EARTH B	1
5	E	KAHLO HS	CC ALGEBRA 1	2
5	E	KAHLO HS	CC ALGEBRA 2A	2
5	E	KAHLO HS	CC ALGEBRA 2B	2

***Count of Sufficiency means:** Each class (elementary schools) or section (secondary schools) has verified sufficiency per subject matter.

Board District	Region	School Name	Class/Section Name	*Count of Number of classes/sections verifying sufficiency
5	E	KAHLO HS	CC GEOMETRY A	2
5	E	KAHLO HS	CC GEOMETRY B	3
5	E	KAHLO HS	CHEMISTRY:EARTH SYS A	3
5	E	KAHLO HS	CHEMISTRY:EARTH SYS B	3
5	E	KAHLO HS	CREAT WRIT	1
5	E	KAHLO HS	ECONOMICS	2
5	E	KAHLO HS	ENGLISH 10A	5
5	E	KAHLO HS	ENGLISH 10B	5
5	E	KAHLO HS	ENGLISH 9A	5
5	E	KAHLO HS	ENGLISH 9B	5
5	E	KAHLO HS	EXPOS COMP	3
5	E	KAHLO HS	HEALTH SH	1
5	E	KAHLO HS	INTRO TO ETHNIC STUDIES	1
5	E	KAHLO HS	PRIN AM DEMOCR	1
5	E	KAHLO HS	SPANISH 1A	3
5	E	KAHLO HS	SPANISH 1B	4
5	E	KAHLO HS	SPANISH 2A	4
5	E	KAHLO HS	SPANISH 2B	4
5	E	KAHLO HS	SPANISH 3A	2
5	E	KAHLO HS	US HIST 20TH A	1
5	E	KAHLO HS	US HIST 20TH B	2
5	E	KAHLO HS	WHG: MOD WLD A	1
5	E	KAHLO HS	WHG: MOD WLD B	1
5	E	KAHLO HS	WORLD LIT	2
5	E	LEGACY SH STEAM	ACADEMIC ELD 3A	1
5	E	LEGACY SH STEAM	ADV ELD SH 2A	1
5	E	LEGACY SH STEAM	AM LIT COMP	4

***Count of Sufficiency means:** Each class (elementary schools) or section (secondary schools) has verified sufficiency per subject matter.

Board District	Region	School Name	Class/Section Name	*Count of Number of classes/sections verifying sufficiency
5	E	LEGACY SH STEAM	AP CALCULUS A	1
5	E	LEGACY SH STEAM	AP ENG LANG A	1
5	E	LEGACY SH STEAM	AP ENG LIT A	1
5	E	LEGACY SH STEAM	AP PHYSICS 1A	1
5	E	LEGACY SH STEAM	AP SPAN LIT A	1
5	E	LEGACY SH STEAM	AP SPAN LNG A	1
5	E	LEGACY SH STEAM	AP US HIST A	1
5	E	LEGACY SH STEAM	AP WLD HIST A	1
5	E	LEGACY SH STEAM	ASTRONOMY A	2
5	E	LEGACY SH STEAM	BIOLOGY:LIVING EARTH A	4
5	E	LEGACY SH STEAM	CC ALG 1 TUT LAB A	5
5	E	LEGACY SH STEAM	CC ALG 2 TUT LAB A	5
5	E	LEGACY SH STEAM	CC ALGEBRA 1	5
5	E	LEGACY SH STEAM	CC ENG 11A EDGVP	1
5	E	LEGACY SH STEAM	CC GEOMETRY A	5
5	E	LEGACY SH STEAM	DEV MATH SH A	1
5	E	LEGACY SH STEAM	DEV READ HS A	1
5	E	LEGACY SH STEAM	DISCR MATH A	1
5	E	LEGACY SH STEAM	ELD 2A	2
5	E	LEGACY SH STEAM	ENGLISH 10A	3
5	E	LEGACY SH STEAM	ENGLISH 9A	5
5	E	LEGACY SH STEAM	ERW A EDGVP	1
5	E	LEGACY SH STEAM	ERWC A	3
5	E	LEGACY SH STEAM	H BIOLOGY:LIVING EARTH A	2
5	E	LEGACY SH STEAM	H CC ALGEBRA 2A	5
5	E	LEGACY SH STEAM	H CHEMISTRY:EARTH SYS A	3
5	E	LEGACY SH STEAM	H ENG DES/DEV A	5

***Count of Sufficiency means:** Each class (elementary schools) or section (secondary schools) has verified sufficiency per subject matter.

Board District	Region	School Name	Class/Section Name	*Count of Number of classes/sections verifying sufficiency
5	E	LEGACY SH STEAM	H ENGLISH 10A	2
5	E	LEGACY SH STEAM	H ENGLISH 9A	2
5	E	LEGACY SH STEAM	H INTR ENG DES A	2
5	E	LEGACY SH STEAM	H PRECALC A	3
5	E	LEGACY SH STEAM	H PRIN AM DEMOCR	1
5	E	LEGACY SH STEAM	H PRN ENGINEER A	3
5	E	LEGACY SH STEAM	HEALTH SH	3
5	E	LEGACY SH STEAM	INT DESIGN A	1
5	E	LEGACY SH STEAM	INTERACTIONS A	3
5	E	LEGACY SH STEAM	INTRO PSYCH	2
5	E	LEGACY SH STEAM	MEX AM LIT	4
5	E	LEGACY SH STEAM	PHYSICS:THE UNIVERSE A	3
5	E	LEGACY SH STEAM	PHYSIOLOGY A	2
5	E	LEGACY SH STEAM	PRIN AM DEMOCR	3
5	E	LEGACY SH STEAM	SPAN SP 1A	3
5	E	LEGACY SH STEAM	SPAN SP 2A	2
5	E	LEGACY SH STEAM	SPANISH 1A	3
5	E	LEGACY SH STEAM	SPANISH 2A	2
5	E	LEGACY SH STEAM	US HIST 20TH A	4
5	E	LEGACY SH STEAM	WHG: MOD WLD A	6
5	E	LEGACY SH VAPA	ACADEMIC ELD 3A	1
5	E	LEGACY SH VAPA	ADV ELD SH 2A	1
5	E	LEGACY SH VAPA	AM LIT COMP	2
5	E	LEGACY SH VAPA	AP ENG LANG A	1
5	E	LEGACY SH VAPA	AP ENG LIT A	1
5	E	LEGACY SH VAPA	AP HUMAN GEO A	1
5	E	LEGACY SH VAPA	AP SPAN LNG A	2

***Count of Sufficiency means:** Each class (elementary schools) or section (secondary schools) has verified sufficiency per subject matter.

Board District	Region	School Name	Class/Section Name	*Count of Number of classes/sections verifying sufficiency
5	E	LEGACY SH VAPA	AP ST ART 2D A	1
5	E	LEGACY SH VAPA	AP WLD HIST A	1
5	E	LEGACY SH VAPA	CC ALG 1 TUT LAB A	3
5	E	LEGACY SH VAPA	CC ALGEBRA 1	3
5	E	LEGACY SH VAPA	CC ALGEBRA 2A	2
5	E	LEGACY SH VAPA	CC GEOMETRY A	3
5	E	LEGACY SH VAPA	CREAT WRIT	3
5	E	LEGACY SH VAPA	DEV ELS SH A	1
5	E	LEGACY SH VAPA	DEV READ HS A	4
5	E	LEGACY SH VAPA	DISCR MATH A	1
5	E	LEGACY SH VAPA	ECONOMICS	1
5	E	LEGACY SH VAPA	ELD 1A	2
5	E	LEGACY SH VAPA	ELD 2A	2
5	E	LEGACY SH VAPA	ENGLISH 10A	2
5	E	LEGACY SH VAPA	ENGLISH 9A	2
5	E	LEGACY SH VAPA	EXPOS COMP	3
5	E	LEGACY SH VAPA	H ADV MATH A	1
5	E	LEGACY SH VAPA	H CC ALGEBRA 1	1
5	E	LEGACY SH VAPA	H CC GEOMETRY A	1
5	E	LEGACY SH VAPA	H ENGLISH 10A	3
5	E	LEGACY SH VAPA	H ENGLISH 9A	2
5	E	LEGACY SH VAPA	H US HIST 20TH A	1
5	E	LEGACY SH VAPA	H WHG: MOD WLD A	2
5	E	LEGACY SH VAPA	HEALTH SH	1
5	E	LEGACY SH VAPA	INTRO PSYCH	2
5	E	LEGACY SH VAPA	INTRO TO ETHNIC STUDIES	2
5	E	LEGACY SH VAPA	JOURNALISM 1A	1

***Count of Sufficiency means:** Each class (elementary schools) or section (secondary schools) has verified sufficiency per subject matter.

Board District	Region	School Name	Class/Section Name	*Count of Number of classes/sections verifying sufficiency
5	E	LEGACY SH VAPA	PRE-AP CHEMISTRY A	4
5	E	LEGACY SH VAPA	PRECALC A	1
5	E	LEGACY SH VAPA	PRIN AM DEMOCR	2
5	E	LEGACY SH VAPA	SPAN SP 1A	2
5	E	LEGACY SH VAPA	SPANISH 1A	1
5	E	LEGACY SH VAPA	SPANISH 2A	1
5	E	LEGACY SH VAPA	TC MATH STAT A	1
5	E	LEGACY SH VAPA	US HIST 20TH A	2
5	E	LEGACY SH VAPA	WHG: MOD WLD A	2
5	E	LEGACY SH VAPA	WRIT SEMINAR A	2
5	E	LIBERTY BLVD EL	Health	29
5	E	LIBERTY BLVD EL	History/Social Science	29
5	E	LIBERTY BLVD EL	Mathematics	29
5	E	LIBERTY BLVD EL	Reading/English Language Arts	29
5	E	LIBERTY BLVD EL	Science	29
5	E	LILLIAN ST EL	Health	20
5	E	LILLIAN ST EL	History/Social Science	20
5	E	LILLIAN ST EL	Mathematics	20
5	E	LILLIAN ST EL	Reading/English Language Arts	20
5	E	LILLIAN ST EL	Science	20
5	E	LIZARRAGA EL	Health	21
5	E	LIZARRAGA EL	History/Social Science	21
5	E	LIZARRAGA EL	Mathematics	21
5	E	LIZARRAGA EL	Reading/English Language Arts	21
5	E	LIZARRAGA EL	Science	21
5	E	LIZARRAGA EL DTS	Health	4
5	E	LIZARRAGA EL DTS	History/Social Science	4

***Count of Sufficiency means:** Each class (elementary schools) or section (secondary schools) has verified sufficiency per subject matter.

Board District	Region	School Name	Class/Section Name	*Count of Number of classes/sections verifying sufficiency
5	E	LIZARRAGA EL DTS	Mathematics	4
5	E	LIZARRAGA EL DTS	Reading/English Language Arts	4
5	E	LIZARRAGA EL DTS	Science	4
5	E	LOMA VISTA EL	Health	33
5	E	LOMA VISTA EL	History/Social Science	33
5	E	LOMA VISTA EL	Mathematics	33
5	E	LOMA VISTA EL	Reading/English Language Arts	33
5	E	LOMA VISTA EL	Science	33
5	E	LOMA VISTA EL DTS	Health	5
5	E	LOMA VISTA EL DTS	History/Social Science	5
5	E	LOMA VISTA EL DTS	Mathematics	5
5	E	LOMA VISTA EL DTS	Reading/English Language Arts	5
5	E	LOMA VISTA EL DTS	Science	5
5	E	MACES MAG	ADV ELD MS 1A	1
5	E	MACES MAG	ADV ELD SH 2A	1
5	E	MACES MAG	ADV ELD SH A	1
5	E	MACES MAG	ADV SPEECH	1
5	E	MACES MAG	AM LIT COMP	6
5	E	MACES MAG	AP BIO A	1
5	E	MACES MAG	AP CALCULUS A	1
5	E	MACES MAG	AP CALCULUS B	1
5	E	MACES MAG	AP COMP SC A A	1
5	E	MACES MAG	AP COMP SCI PRIN A	2
5	E	MACES MAG	AP ENG LANG A	2
5	E	MACES MAG	AP ENG LIT A	3
5	E	MACES MAG	AP ENV SCI A	1
5	E	MACES MAG	AP GOVT & POL	4

***Count of Sufficiency means:** Each class (elementary schools) or section (secondary schools) has verified sufficiency per subject matter.

Board District	Region	School Name	Class/Section Name	*Count of Number of classes/sections verifying sufficiency
5	E	MACES MAG	AP PSYCHOLOG A	3
5	E	MACES MAG	AP SPAN LIT A	2
5	E	MACES MAG	AP SPAN LNG A	5
5	E	MACES MAG	AP ST ART 2D A	4
5	E	MACES MAG	AP ST ART DR A	1
5	E	MACES MAG	AP STATISTICS A	1
5	E	MACES MAG	AP US HIST A	3
5	E	MACES MAG	AP WLD HIST A	3
5	E	MACES MAG	BIOLOGY:LIVING EARTH A	4
5	E	MACES MAG	CC ALG 2 TUT LAB A	1
5	E	MACES MAG	CC ALGEBRA 1	6
5	E	MACES MAG	CC ALGEBRA 2A	6
5	E	MACES MAG	CC GEOMETRY A	6
5	E	MACES MAG	CC MATH 6A	4
5	E	MACES MAG	CC MATH 7A	3
5	E	MACES MAG	CC MATH 8A	4
5	E	MACES MAG	CHEMISTRY:EARTH SYS A	6
5	E	MACES MAG	CONSTITN LAW A	2
5	E	MACES MAG	CREAT WRIT	1
5	E	MACES MAG	CREAT WRT MS A	4
5	E	MACES MAG	DEV ELS MS A	1
5	E	MACES MAG	DEV ELS SH A	2
5	E	MACES MAG	DEV MATH MS A	1
5	E	MACES MAG	DEV MATH SH A	1
5	E	MACES MAG	DEV READ HS A	2
5	E	MACES MAG	DEV READ MS A	1
5	E	MACES MAG	ENGLISH 10A	4

***Count of Sufficiency means:** Each class (elementary schools) or section (secondary schools) has verified sufficiency per subject matter.

Board District	Region	School Name	Class/Section Name	*Count of Number of classes/sections verifying sufficiency
5	E	MACES MAG	ENGLISH 6A	4
5	E	MACES MAG	ENGLISH 7A	2
5	E	MACES MAG	ENGLISH 8A	3
5	E	MACES MAG	ENGLISH 9A	4
5	E	MACES MAG	EXPOS COMP	5
5	E	MACES MAG	FRENCH 1A	2
5	E	MACES MAG	FRENCH 2A	2
5	E	MACES MAG	H ACC CC ALG 1A	2
5	E	MACES MAG	H ACC CC MATH 7A	1
5	E	MACES MAG	H BIOLOGY:LIVING EARTH A	3
5	E	MACES MAG	H CC ALGEBRA 2A	2
5	E	MACES MAG	H CC GEOMETRY A	1
5	E	MACES MAG	H CHEMISTRY:EARTH SYS A	2
5	E	MACES MAG	H ENGLISH 10A	3
5	E	MACES MAG	H ENGLISH 7A	2
5	E	MACES MAG	H ENGLISH 8A	2
5	E	MACES MAG	H ENGLISH 9A	3
5	E	MACES MAG	H INTEG SCIENCE 7	2
5	E	MACES MAG	H INTEG SCIENCE 8A	2
5	E	MACES MAG	H PHYSICS:THE UNIVERSE A	2
5	E	MACES MAG	H PHYSIOLOGY A	2
5	E	MACES MAG	H PRECALC A	2
5	E	MACES MAG	H US HIST G&C A	2
5	E	MACES MAG	H WHG: MED/MOD A	3
5	E	MACES MAG	HEALTH SH	4
5	E	MACES MAG	HUMANIT MS A	4
5	E	MACES MAG	INT DATA SCI A	1

***Count of Sufficiency means:** Each class (elementary schools) or section (secondary schools) has verified sufficiency per subject matter.

Board District	Region	School Name	Class/Section Name	*Count of Number of classes/sections verifying sufficiency
5	E	MACES MAG	INTEG SCIENCE 7	2
5	E	MACES MAG	INTEGR SCIENCE 6A	4
5	E	MACES MAG	INTEGR SCIENCE 8A	3
5	E	MACES MAG	INTRO PSYCH	5
5	E	MACES MAG	INTRO TO ETHNIC STUDIES	3
5	E	MACES MAG	JOURNALISM 1A	1
5	E	MACES MAG	JOURNALISM 2A	1
5	E	MACES MAG	JOURNALISM 3A	1
5	E	MACES MAG	KINESIOLOGY A	3
5	E	MACES MAG	PRECALC A	2
5	E	MACES MAG	PRIN AM DEMOCR	4
5	E	MACES MAG	SPAN SP 1A	4
5	E	MACES MAG	SPAN SP 2A	2
5	E	MACES MAG	SPANISH 1A	3
5	E	MACES MAG	SPANISH 2A	6
5	E	MACES MAG	SPANISH 3A	1
5	E	MACES MAG	SPEECH A	1
5	E	MACES MAG	STAT & PROB A	4
5	E	MACES MAG	US HIST 20TH A	6
5	E	MACES MAG	US HIST G&C A	3
5	E	MACES MAG	WHG: ANC CIV A	4
5	E	MACES MAG	WHG: MED/MOD A	2
5	E	MACES MAG	WHG: MOD WLD A	4
5	E	MADISON EL	Health	18
5	E	MADISON EL	History/Social Science	18
5	E	MADISON EL	Mathematics	18
5	E	MADISON EL	Reading/English Language Arts	18

***Count of Sufficiency means:** Each class (elementary schools) or section (secondary schools) has verified sufficiency per subject matter.

Board District	Region	School Name	Class/Section Name	*Count of Number of classes/sections verifying sufficiency
5	E	MADISON EL	Science	18
5	E	MADISON EL DTS	Health	11
5	E	MADISON EL DTS	History/Social Science	11
5	E	MADISON EL DTS	Mathematics	11
5	E	MADISON EL DTS	Reading/English Language Arts	11
5	E	MADISON EL DTS	Science	11
5	E	MAPLE PC	Health	10
5	E	MAPLE PC	History/Social Science	10
5	E	MAPLE PC	Mathematics	10
5	E	MAPLE PC	Reading/English Language Arts	10
5	E	MAPLE PC	Science	10
5	E	MAPLE PC DTS	Health	2
5	E	MAPLE PC DTS	History/Social Science	2
5	E	MAPLE PC DTS	Mathematics	2
5	E	MAPLE PC DTS	Reading/English Language Arts	2
5	E	MAPLE PC DTS	Science	2
5	E	MARQUEZ SH HPIAM	ACADEMIC ELD 3A	1
5	E	MARQUEZ SH HPIAM	ADV ELD SH 2A	1
5	E	MARQUEZ SH HPIAM	ADV ELD SH A	1
5	E	MARQUEZ SH HPIAM	AM LIT COMP	3
5	E	MARQUEZ SH HPIAM	AP CALCULUS A	1
5	E	MARQUEZ SH HPIAM	AP CHEMISTRY A	1
5	E	MARQUEZ SH HPIAM	AP ENG LANG A	2
5	E	MARQUEZ SH HPIAM	AP ENG LIT A	2
5	E	MARQUEZ SH HPIAM	AP MUSIC THY A	1
5	E	MARQUEZ SH HPIAM	AP SPAN LIT A	1
5	E	MARQUEZ SH HPIAM	AP SPAN LNG A	3

***Count of Sufficiency means:** Each class (elementary schools) or section (secondary schools) has verified sufficiency per subject matter.

Board District	Region	School Name	Class/Section Name	*Count of Number of classes/sections verifying sufficiency
5	E	MARQUEZ SH HPIAM	AP STATISTICS A	1
5	E	MARQUEZ SH HPIAM	AP US HIST A	2
5	E	MARQUEZ SH HPIAM	AP WLD HIST A	2
5	E	MARQUEZ SH HPIAM	BIOLOGY:LIVING EARTH A	3
5	E	MARQUEZ SH HPIAM	CC ALG 1 TUT LAB A	6
5	E	MARQUEZ SH HPIAM	CC ALG 2 TUT LAB A	4
5	E	MARQUEZ SH HPIAM	CC ALGEBRA 1	6
5	E	MARQUEZ SH HPIAM	CC ALGEBRA 2A	5
5	E	MARQUEZ SH HPIAM	CC GEOMETRY A	7
5	E	MARQUEZ SH HPIAM	CHEMISTRY:EARTH SYS A	6
5	E	MARQUEZ SH HPIAM	CONS MATH A	1
5	E	MARQUEZ SH HPIAM	ECONOMICS	2
5	E	MARQUEZ SH HPIAM	ELD 1A	2
5	E	MARQUEZ SH HPIAM	ENGLISH 10A	3
5	E	MARQUEZ SH HPIAM	ENGLISH 9A	4
5	E	MARQUEZ SH HPIAM	ENGLISH NON EQUIV COL	1
5	E	MARQUEZ SH HPIAM	ERWC A	3
5	E	MARQUEZ SH HPIAM	GEOG A	2
5	E	MARQUEZ SH HPIAM	GREAT BOOKS	1
5	E	MARQUEZ SH HPIAM	H BIOLOGY:LIVING EARTH A	2
5	E	MARQUEZ SH HPIAM	H ECONOMICS	3
5	E	MARQUEZ SH HPIAM	H ENGLISH 10A	3
5	E	MARQUEZ SH HPIAM	H ENGLISH 9A	2
5	E	MARQUEZ SH HPIAM	HEALTH SH	6
5	E	MARQUEZ SH HPIAM	INT DATA SCI A	3
5	E	MARQUEZ SH HPIAM	INTERACTIONS A	3
5	E	MARQUEZ SH HPIAM	INTRO PSYCH	2

***Count of Sufficiency means:** Each class (elementary schools) or section (secondary schools) has verified sufficiency per subject matter.

Board District	Region	School Name	Class/Section Name	*Count of Number of classes/sections verifying sufficiency
5	E	MARQUEZ SH HPIAM	L & L EL SH 2A	1
5	E	MARQUEZ SH HPIAM	L & L EL SH A	1
5	E	MARQUEZ SH HPIAM	MEX AM LIT	6
5	E	MARQUEZ SH HPIAM	PHYSIOLOGY A	3
5	E	MARQUEZ SH HPIAM	PRECALC A	2
5	E	MARQUEZ SH HPIAM	SCI FI LIT	1
5	E	MARQUEZ SH HPIAM	SPAN SP 1A	5
5	E	MARQUEZ SH HPIAM	SPEECH A	1
5	E	MARQUEZ SH HPIAM	US HIST 20TH A	3
5	E	MARQUEZ SH HPIAM	WHG: MOD WLD A	3
5	E	MARQUEZ SH LIBRA	ACADEMIC ELD 3A	1
5	E	MARQUEZ SH LIBRA	ADV ELD SH 2A	1
5	E	MARQUEZ SH LIBRA	ADV ELD SH A	1
5	E	MARQUEZ SH LIBRA	AFRO-AM HIST	4
5	E	MARQUEZ SH LIBRA	AP CALCULUS A	1
5	E	MARQUEZ SH LIBRA	AP CHEMISTRY A	1
5	E	MARQUEZ SH LIBRA	AP COMP SCI PRIN A	1
5	E	MARQUEZ SH LIBRA	AP ENG LANG A	1
5	E	MARQUEZ SH LIBRA	AP ENG LIT A	1
5	E	MARQUEZ SH LIBRA	AP GOVT & POL	1
5	E	MARQUEZ SH LIBRA	AP HUMAN GEO A	1
5	E	MARQUEZ SH LIBRA	AP PSYCHOLOG A	1
5	E	MARQUEZ SH LIBRA	AP RESEARCH A	1
5	E	MARQUEZ SH LIBRA	AP SEMINAR A	1
5	E	MARQUEZ SH LIBRA	AP SPAN LIT A	1
5	E	MARQUEZ SH LIBRA	AP SPAN LNG A	2
5	E	MARQUEZ SH LIBRA	AP STATISTICS A	1

***Count of Sufficiency means:** Each class (elementary schools) or section (secondary schools) has verified sufficiency per subject matter.

Board District	Region	School Name	Class/Section Name	*Count of Number of classes/sections verifying sufficiency
5	E	MARQUEZ SH LIBRA	AP US HIST A	1
5	E	MARQUEZ SH LIBRA	AP WLD HIST A	1
5	E	MARQUEZ SH LIBRA	BIOLOGY:LIVING EARTH A	4
5	E	MARQUEZ SH LIBRA	CC ALGEBRA 1	4
5	E	MARQUEZ SH LIBRA	CC ALGEBRA 2A	4
5	E	MARQUEZ SH LIBRA	CC GEOMETRY A	4
5	E	MARQUEZ SH LIBRA	CHEMISTRY:EARTH SYS A	3
5	E	MARQUEZ SH LIBRA	CONSTITN LAW A	2
5	E	MARQUEZ SH LIBRA	DEV ELS SH A	2
5	E	MARQUEZ SH LIBRA	DEV READ HS A	4
5	E	MARQUEZ SH LIBRA	ENGLISH 10A	4
5	E	MARQUEZ SH LIBRA	ENGLISH 9A	4
5	E	MARQUEZ SH LIBRA	ENV STU A	2
5	E	MARQUEZ SH LIBRA	ERWC A	4
5	E	MARQUEZ SH LIBRA	H BIOLOGY:LIVING EARTH A	2
5	E	MARQUEZ SH LIBRA	H CC ALGEBRA 1	2
5	E	MARQUEZ SH LIBRA	H CC ALGEBRA 2A	2
5	E	MARQUEZ SH LIBRA	H CC GEOMETRY A	1
5	E	MARQUEZ SH LIBRA	H CHEMISTRY:EARTH SYS A	2
5	E	MARQUEZ SH LIBRA	H ENGLISH 10A	2
5	E	MARQUEZ SH LIBRA	H ENGLISH 9A	2
5	E	MARQUEZ SH LIBRA	H MARINE BIO A	3
5	E	MARQUEZ SH LIBRA	H PRECALC A	3
5	E	MARQUEZ SH LIBRA	H PRIN AM DEMOCR	1
5	E	MARQUEZ SH LIBRA	H STATISTICS A	1
5	E	MARQUEZ SH LIBRA	H WHG: MOD WLD A	2
5	E	MARQUEZ SH LIBRA	L & L EL SH 2A	1

***Count of Sufficiency means:** Each class (elementary schools) or section (secondary schools) has verified sufficiency per subject matter.

Board District	Region	School Name	Class/Section Name	*Count of Number of classes/sections verifying sufficiency
5	E	MARQUEZ SH LIBRA	L & L EL SH A	1
5	E	MARQUEZ SH LIBRA	PRIN AM DEMOCR	3
5	E	MARQUEZ SH LIBRA	SPAN SP 1A	5
5	E	MARQUEZ SH LIBRA	SPAN SP 2A	4
5	E	MARQUEZ SH LIBRA	TC MATH STAT A	2
5	E	MARQUEZ SH LIBRA	US HIST 20TH A	4
5	E	MARQUEZ SH LIBRA	WHG: MOD WLD A	3
5	E	MARQUEZ SH SOC JUS	ACADEMIC ELD 3A	1
5	E	MARQUEZ SH SOC JUS	ACADEMIC ELD 3B	1
5	E	MARQUEZ SH SOC JUS	ACADEMIC ELD 4A	1
5	E	MARQUEZ SH SOC JUS	ADV ELD SH 2A	1
5	E	MARQUEZ SH SOC JUS	ADV ELD SH A	1
5	E	MARQUEZ SH SOC JUS	AP CALC B EDGL	1
5	E	MARQUEZ SH SOC JUS	AP CALCULUS A	1
5	E	MARQUEZ SH SOC JUS	AP CHEMISTRY A	1
5	E	MARQUEZ SH SOC JUS	AP ENG LANG A	1
5	E	MARQUEZ SH SOC JUS	AP ENG LIT A	1
5	E	MARQUEZ SH SOC JUS	AP ENV SCI A	1
5	E	MARQUEZ SH SOC JUS	AP GOVT & POL	2
5	E	MARQUEZ SH SOC JUS	AP SPAN LNG A	2
5	E	MARQUEZ SH SOC JUS	AP STATISTICS A	1
5	E	MARQUEZ SH SOC JUS	AP US HIST A	2
5	E	MARQUEZ SH SOC JUS	AP WLD HIST A	1
5	E	MARQUEZ SH SOC JUS	BIO:LIVING EARTH A EDGVP	1
5	E	MARQUEZ SH SOC JUS	BIO:LIVING EARTH B EDGVP	2
5	E	MARQUEZ SH SOC JUS	BIOLOGY:LIVING EARTH A	5
5	E	MARQUEZ SH SOC JUS	CC ALG 1B EDGVP	1

***Count of Sufficiency means:** Each class (elementary schools) or section (secondary schools) has verified sufficiency per subject matter.

Board District	Region	School Name	Class/Section Name	*Count of Number of classes/sections verifying sufficiency
5	E	MARQUEZ SH SOC JUS	CC ALG 2B EDGVP	2
5	E	MARQUEZ SH SOC JUS	CC ALGEBRA 1	7
5	E	MARQUEZ SH SOC JUS	CC ALGEBRA 2A	5
5	E	MARQUEZ SH SOC JUS	CC ENG 10A EDGVP	1
5	E	MARQUEZ SH SOC JUS	CC ENG 10B EDGVP	1
5	E	MARQUEZ SH SOC JUS	CC ENG 11B EDGVP	1
5	E	MARQUEZ SH SOC JUS	CC ENG 9A EDGVP	1
5	E	MARQUEZ SH SOC JUS	CC ENG 9B EDGVP	2
5	E	MARQUEZ SH SOC JUS	CC GEOM A EDGVP	1
5	E	MARQUEZ SH SOC JUS	CC GEOM B EDGVP	2
5	E	MARQUEZ SH SOC JUS	CC GEOMETRY A	6
5	E	MARQUEZ SH SOC JUS	CHEM IN EAR SYS B EDGVP	1
5	E	MARQUEZ SH SOC JUS	CHEMISTRY:EARTH SYS A	5
5	E	MARQUEZ SH SOC JUS	DEV MATH SH A	2
5	E	MARQUEZ SH SOC JUS	DEV READ HS A	2
5	E	MARQUEZ SH SOC JUS	ELD 1A	2
5	E	MARQUEZ SH SOC JUS	ELD 1B	2
5	E	MARQUEZ SH SOC JUS	ELD 2A	2
5	E	MARQUEZ SH SOC JUS	ENGLISH 10A	4
5	E	MARQUEZ SH SOC JUS	ENGLISH 9A	4
5	E	MARQUEZ SH SOC JUS	ERWC A	3
5	E	MARQUEZ SH SOC JUS	GEOG A	1
5	E	MARQUEZ SH SOC JUS	GREAT BOOKS	2
5	E	MARQUEZ SH SOC JUS	H BIOLOGY:LIVING EARTH A	1
5	E	MARQUEZ SH SOC JUS	H CHEMISTRY:EARTH SYS A	1
5	E	MARQUEZ SH SOC JUS	H ENGLISH 10A	1
5	E	MARQUEZ SH SOC JUS	H ENGLISH 9A	1

***Count of Sufficiency means:** Each class (elementary schools) or section (secondary schools) has verified sufficiency per subject matter.

Board District	Region	School Name	Class/Section Name	*Count of Number of classes/sections verifying sufficiency
5	E	MARQUEZ SH SOC JUS	H INTRO FORENSIC SCI A	2
5	E	MARQUEZ SH SOC JUS	H PRECALC A	2
5	E	MARQUEZ SH SOC JUS	HEALTH SH	2
5	E	MARQUEZ SH SOC JUS	INTRO ANTHRO	1
5	E	MARQUEZ SH SOC JUS	INTRO PSYCH	2
5	E	MARQUEZ SH SOC JUS	INTRO TO ETHNIC STUDIES	2
5	E	MARQUEZ SH SOC JUS	L & L EL SH 2A	1
5	E	MARQUEZ SH SOC JUS	L & L EL SH A	1
5	E	MARQUEZ SH SOC JUS	MARINE BIO A	2
5	E	MARQUEZ SH SOC JUS	MEX AM LIT	1
5	E	MARQUEZ SH SOC JUS	MEX AM STU	2
5	E	MARQUEZ SH SOC JUS	PRIN AM DEMOCR	2
5	E	MARQUEZ SH SOC JUS	SCI FI LIT	1
5	E	MARQUEZ SH SOC JUS	SPANISH 1A	5
5	E	MARQUEZ SH SOC JUS	SPANISH 1B EDGL	1
5	E	MARQUEZ SH SOC JUS	SPANISH 2A	5
5	E	MARQUEZ SH SOC JUS	SPANISH 2B EDGL	1
5	E	MARQUEZ SH SOC JUS	SPANISH 3B EDGL	1
5	E	MARQUEZ SH SOC JUS	SPEECH A	4
5	E	MARQUEZ SH SOC JUS	SPEECH B	1
5	E	MARQUEZ SH SOC JUS	US HIST 20TH A	3
5	E	MARQUEZ SH SOC JUS	WHG M B EDGVP	1
5	E	MARQUEZ SH SOC JUS	WHG: MOD WLD A	4
5	E	MAYWOOD ACADEMY SH	ACADEMIC ELD 3A	2
5	E	MAYWOOD ACADEMY SH	ACADEMIC ELD 4A	1
5	E	MAYWOOD ACADEMY SH	ADV ELD SH 2A	2
5	E	MAYWOOD ACADEMY SH	ADV ELD SH A	2

***Count of Sufficiency means:** Each class (elementary schools) or section (secondary schools) has verified sufficiency per subject matter.

Board District	Region	School Name	Class/Section Name	*Count of Number of classes/sections verifying sufficiency
5	E	MAYWOOD ACADEMY SH	AFRO-AM HIST	3
5	E	MAYWOOD ACADEMY SH	AP COMP SCI PRIN A	1
5	E	MAYWOOD ACADEMY SH	AP ENG LANG A	1
5	E	MAYWOOD ACADEMY SH	AP ENG LIT A	1
5	E	MAYWOOD ACADEMY SH	AP GOVT & POL	1
5	E	MAYWOOD ACADEMY SH	AP SPAN LIT A	1
5	E	MAYWOOD ACADEMY SH	AP SPAN LNG A	2
5	E	MAYWOOD ACADEMY SH	AP US HIST A	1
5	E	MAYWOOD ACADEMY SH	AP WLD HIST A	1
5	E	MAYWOOD ACADEMY SH	BIOCHEMISTRY OF FOODS A	1
5	E	MAYWOOD ACADEMY SH	BIOLOGY:LIVING EARTH A	12
5	E	MAYWOOD ACADEMY SH	CC ALGEBRA 1	7
5	E	MAYWOOD ACADEMY SH	CC ALGEBRA 2A	8
5	E	MAYWOOD ACADEMY SH	CC ENG 10B EDGL	1
5	E	MAYWOOD ACADEMY SH	CC ENG 11B EDGL	1
5	E	MAYWOOD ACADEMY SH	CC ENG 9B EDGL	1
5	E	MAYWOOD ACADEMY SH	CC GEOM B EDGL	1
5	E	MAYWOOD ACADEMY SH	CC GEOMETRY A	10
5	E	MAYWOOD ACADEMY SH	CHEM IN EAR SYS B EDGL	1
5	E	MAYWOOD ACADEMY SH	CHEMISTRY:EARTH SYS A	8
5	E	MAYWOOD ACADEMY SH	CREAT WRIT	7
5	E	MAYWOOD ACADEMY SH	DEV ELS SH A	11
5	E	MAYWOOD ACADEMY SH	DEV MATH SH A	6
5	E	MAYWOOD ACADEMY SH	DEV READ HS A	10
5	E	MAYWOOD ACADEMY SH	ELD 1A	2
5	E	MAYWOOD ACADEMY SH	ELD 2A	4
5	E	MAYWOOD ACADEMY SH	ENGLISH 10A	10

***Count of Sufficiency means:** Each class (elementary schools) or section (secondary schools) has verified sufficiency per subject matter.

Board District	Region	School Name	Class/Section Name	*Count of Number of classes/sections verifying sufficiency
5	E	MAYWOOD ACADEMY SH	ENGLISH 9A	8
5	E	MAYWOOD ACADEMY SH	EXPOS COMP	6
5	E	MAYWOOD ACADEMY SH	FORENSIC SC SH	2
5	E	MAYWOOD ACADEMY SH	GEOG A	8
5	E	MAYWOOD ACADEMY SH	GREAT BOOKS	5
5	E	MAYWOOD ACADEMY SH	H BIOLOGY:LIVING EARTH A	2
5	E	MAYWOOD ACADEMY SH	H CC GEOMETRY A	1
5	E	MAYWOOD ACADEMY SH	H CHEMISTRY:EARTH SYS A	1
5	E	MAYWOOD ACADEMY SH	H ENGLISH 10A	1
5	E	MAYWOOD ACADEMY SH	H ENGLISH 9A	2
5	E	MAYWOOD ACADEMY SH	H GEOG A	2
5	E	MAYWOOD ACADEMY SH	H PRECALC A	2
5	E	MAYWOOD ACADEMY SH	HEALTH SH	7
5	E	MAYWOOD ACADEMY SH	INTRO SOCIO	3
5	E	MAYWOOD ACADEMY SH	INTRO TO ETHNIC STUDIES	5
5	E	MAYWOOD ACADEMY SH	MATH NON EQUIV COL	1
5	E	MAYWOOD ACADEMY SH	PHYSICS:THE UNIVERSE A	1
5	E	MAYWOOD ACADEMY SH	PRIN AM DEMOCR	5
5	E	MAYWOOD ACADEMY SH	SCI FI LIT	1
5	E	MAYWOOD ACADEMY SH	SPAN SP 1A	7
5	E	MAYWOOD ACADEMY SH	SPAN SP 2A	5
5	E	MAYWOOD ACADEMY SH	SPANISH 1A	5
5	E	MAYWOOD ACADEMY SH	SPANISH 2A	5
5	E	MAYWOOD ACADEMY SH	SPANISH 2A EDGL	1
5	E	MAYWOOD ACADEMY SH	SPANISH 2B EDGL	1
5	E	MAYWOOD ACADEMY SH	SPANISH 3A	1
5	E	MAYWOOD ACADEMY SH	STAT & PROB A	2

***Count of Sufficiency means:** Each class (elementary schools) or section (secondary schools) has verified sufficiency per subject matter.

Board District	Region	School Name	Class/Section Name	*Count of Number of classes/sections verifying sufficiency
5	E	MAYWOOD ACADEMY SH	US HIST 20TH A	8
5	E	MAYWOOD ACADEMY SH	US HIST A EDGL	1
5	E	MAYWOOD ACADEMY SH	US HIST B EDGL	1
5	E	MAYWOOD ACADEMY SH	WHG: MOD WLD A	11
5	E	MAYWOOD ACADEMY SH	WLD HIST B EDGL	1
5	E	MAYWOOD ACADEMY SH	ZOOLOGY	2
5	E	MAYWOOD EL	Health	20
5	E	MAYWOOD EL	History/Social Science	20
5	E	MAYWOOD EL	Mathematics	20
5	E	MAYWOOD EL	Reading/English Language Arts	20
5	E	MAYWOOD EL	Science	20
5	E	MAYWOOD EL CS MAG	Health	6
5	E	MAYWOOD EL CS MAG	History/Social Science	6
5	E	MAYWOOD EL CS MAG	Mathematics	6
5	E	MAYWOOD EL CS MAG	Reading/English Language Arts	6
5	E	MAYWOOD EL CS MAG	Science	6
5	E	MIDDLETON ST EL	Health	29
5	E	MIDDLETON ST EL	History/Social Science	29
5	E	MIDDLETON ST EL	Mathematics	29
5	E	MIDDLETON ST EL	Reading/English Language Arts	29
5	E	MIDDLETON ST EL	Science	29
5	E	MIDDLETON ST PC	Health	11
5	E	MIDDLETON ST PC	History/Social Science	11
5	E	MIDDLETON ST PC	Mathematics	11
5	E	MIDDLETON ST PC	Reading/English Language Arts	11
5	E	MIDDLETON ST PC	Science	11
5	E	MILES AV EL STM MAG	Health	6

***Count of Sufficiency means:** Each class (elementary schools) or section (secondary schools) has verified sufficiency per subject matter.

Board District	Region	School Name	Class/Section Name	*Count of Number of classes/sections verifying sufficiency
5	E	MILES AV EL STM MAG	History/Social Science	6
5	E	MILES AV EL STM MAG	Mathematics	6
5	E	MILES AV EL STM MAG	Reading/English Language Arts	6
5	E	MILES AV EL STM MAG	Science	6
5	E	MILES AVE EL	Health	40
5	E	MILES AVE EL	History/Social Science	40
5	E	MILES AVE EL	Mathematics	40
5	E	MILES AVE EL	Reading/English Language Arts	40
5	E	MILES AVE EL	Science	40
5	E	MILES AVE EL DTS	Health	12
5	E	MILES AVE EL DTS	History/Social Science	12
5	E	MILES AVE EL DTS	Mathematics	12
5	E	MILES AVE EL DTS	Reading/English Language Arts	12
5	E	MILES AVE EL DTS	Science	12
5	E	MONTARA AVE EL	Health	22
5	E	MONTARA AVE EL	History/Social Science	22
5	E	MONTARA AVE EL	Mathematics	22
5	E	MONTARA AVE EL	Reading/English Language Arts	22
5	E	MONTARA AVE EL	Science	22
5	E	MONTARA AVE EL DTS	Health	14
5	E	MONTARA AVE EL DTS	History/Social Science	14
5	E	MONTARA AVE EL DTS	Mathematics	14
5	E	MONTARA AVE EL DTS	Reading/English Language Arts	14
5	E	MONTARA AVE EL DTS	Science	14
5	E	MONTARA EL STM MAG	Health	6
5	E	MONTARA EL STM MAG	History/Social Science	6
5	E	MONTARA EL STM MAG	Mathematics	6

***Count of Sufficiency means:** Each class (elementary schools) or section (secondary schools) has verified sufficiency per subject matter.

Board District	Region	School Name	Class/Section Name	*Count of Number of classes/sections verifying sufficiency
5	E	MONTARA EL STM MAG	Reading/English Language Arts	6
5	E	MONTARA EL STM MAG	Science	6
5	E	MT WASHINGTON EL	Health	21
5	E	MT WASHINGTON EL	History/Social Science	21
5	E	MT WASHINGTON EL	Mathematics	21
5	E	MT WASHINGTON EL	Reading/English Language Arts	21
5	E	MT WASHINGTON EL	Science	21
5	E	NAVA COLLEGE PREP	ACADEMIC ELD 3A	1
5	E	NAVA COLLEGE PREP	ACADEMIC ELD 4A	1
5	E	NAVA COLLEGE PREP	ADV ELD SH 2A	1
5	E	NAVA COLLEGE PREP	ADV ELD SH A	1
5	E	NAVA COLLEGE PREP	AM LIT COMP	5
5	E	NAVA COLLEGE PREP	AP ENG LANG A	1
5	E	NAVA COLLEGE PREP	AP FR LANG A	1
5	E	NAVA COLLEGE PREP	AP GOVT & POL	1
5	E	NAVA COLLEGE PREP	AP PRE-CALC A	1
5	E	NAVA COLLEGE PREP	AP ST ART 2D A	1
5	E	NAVA COLLEGE PREP	AP ST ART DR A	1
5	E	NAVA COLLEGE PREP	AP US HIST A	1
5	E	NAVA COLLEGE PREP	AP WLD HIST A	1
5	E	NAVA COLLEGE PREP	BIOLOGY:LIVING EARTH A	5
5	E	NAVA COLLEGE PREP	CC ALGEBRA 1	13
5	E	NAVA COLLEGE PREP	CC ALGEBRA 2A	4
5	E	NAVA COLLEGE PREP	CC GEOMETRY A	2
5	E	NAVA COLLEGE PREP	CC GEOMETRY B	1
5	E	NAVA COLLEGE PREP	DEV ELS SH A	4
5	E	NAVA COLLEGE PREP	DEV MATH SH A	2

***Count of Sufficiency means:** Each class (elementary schools) or section (secondary schools) has verified sufficiency per subject matter.

Board District	Region	School Name	Class/Section Name	*Count of Number of classes/sections verifying sufficiency
5	E	NAVA COLLEGE PREP	ELD 1A	2
5	E	NAVA COLLEGE PREP	ELD 2A	4
5	E	NAVA COLLEGE PREP	ENGLISH 10A	7
5	E	NAVA COLLEGE PREP	ENGLISH 9A	6
5	E	NAVA COLLEGE PREP	FRENCH 1A	3
5	E	NAVA COLLEGE PREP	FRENCH 2A	3
5	E	NAVA COLLEGE PREP	H BIOLOGY:LIVING EARTH A	1
5	E	NAVA COLLEGE PREP	H CC ALGEBRA 1	2
5	E	NAVA COLLEGE PREP	H CC ALGEBRA 2A	1
5	E	NAVA COLLEGE PREP	H ENGLISH 10A	1
5	E	NAVA COLLEGE PREP	H ENGLISH 9A	1
5	E	NAVA COLLEGE PREP	HEALTH SH	4
5	E	NAVA COLLEGE PREP	HUMANITIES A	2
5	E	NAVA COLLEGE PREP	INTRO TO ETHNIC STUDIES	3
5	E	NAVA COLLEGE PREP	L & L EL SH 2A	1
5	E	NAVA COLLEGE PREP	L & L EL SH A	1
5	E	NAVA COLLEGE PREP	MEX AM STU	6
5	E	NAVA COLLEGE PREP	PHYSICS:THE UNIVERSE A	6
5	E	NAVA COLLEGE PREP	PHYSIOLOGY A	7
5	E	NAVA COLLEGE PREP	PRIN AM DEMOCR	3
5	E	NAVA COLLEGE PREP	SPAN SP 1A	1
5	E	NAVA COLLEGE PREP	SPANISH 1A	3
5	E	NAVA COLLEGE PREP	SPANISH 2A	2
5	E	NAVA COLLEGE PREP	SPEECH A	1
5	E	NAVA COLLEGE PREP	STAT & PROB A	2
5	E	NAVA COLLEGE PREP	US HIST 20TH A	5
5	E	NAVA COLLEGE PREP	WHG: MOD WLD A	7

***Count of Sufficiency means:** Each class (elementary schools) or section (secondary schools) has verified sufficiency per subject matter.

Board District	Region	School Name	Class/Section Name	*Count of Number of classes/sections verifying sufficiency
5	E	NAVA COLLEGE PREP	WORLD LIT	4
5	E	NAVA COLLEGE PREP	WRIT SEMINAR A	1
5	E	NAVA LEARNING ACADEMY	ACAD LIT MS 6A	1
5	E	NAVA LEARNING ACADEMY	ADV ELD MS 1A	4
5	E	NAVA LEARNING ACADEMY	ADV ELD MS 2A	1
5	E	NAVA LEARNING ACADEMY	CC MATH 6A	5
5	E	NAVA LEARNING ACADEMY	CC MATH 7 TUT LAB A	6
5	E	NAVA LEARNING ACADEMY	CC MATH 7A	6
5	E	NAVA LEARNING ACADEMY	CC MATH 8 TUT LAB A	3
5	E	NAVA LEARNING ACADEMY	CC MATH 8A	8
5	E	NAVA LEARNING ACADEMY	CONS ECON LAW	1
5	E	NAVA LEARNING ACADEMY	CREAT WRT MS A	2
5	E	NAVA LEARNING ACADEMY	DEV MATH MS A	2
5	E	NAVA LEARNING ACADEMY	DEV READ MS A	1
5	E	NAVA LEARNING ACADEMY	ELD 1A	2
5	E	NAVA LEARNING ACADEMY	ELD 2A	2
5	E	NAVA LEARNING ACADEMY	ELD MS 3A	1
5	E	NAVA LEARNING ACADEMY	ELD MS 4A	1
5	E	NAVA LEARNING ACADEMY	ENGLISH 6A	3
5	E	NAVA LEARNING ACADEMY	ENGLISH 7A	6
5	E	NAVA LEARNING ACADEMY	ENGLISH 8A	7
5	E	NAVA LEARNING ACADEMY	EXPLORATN SCI	4
5	E	NAVA LEARNING ACADEMY	GEOGRAPHY FOR MS A	4
5	E	NAVA LEARNING ACADEMY	H ACC CC MATH 7A	3
5	E	NAVA LEARNING ACADEMY	H ENGLISH 6A	2
5	E	NAVA LEARNING ACADEMY	H ENGLISH 7A	2
5	E	NAVA LEARNING ACADEMY	H ENGLISH 8A	2

***Count of Sufficiency means:** Each class (elementary schools) or section (secondary schools) has verified sufficiency per subject matter.

Board District	Region	School Name	Class/Section Name	*Count of Number of classes/sections verifying sufficiency
5	E	NAVA LEARNING ACADEMY	H HGH ACC CC MATH 8/ALG1A	3
5	E	NAVA LEARNING ACADEMY	H INTEG SCIENCE 7	1
5	E	NAVA LEARNING ACADEMY	H INTEG SCIENCE 8A	2
5	E	NAVA LEARNING ACADEMY	H INTEGR SCIENCE 6A	2
5	E	NAVA LEARNING ACADEMY	H US HIST G&C A	2
5	E	NAVA LEARNING ACADEMY	H WHG: ANC CIV A	2
5	E	NAVA LEARNING ACADEMY	H WHG: MED/MOD A	2
5	E	NAVA LEARNING ACADEMY	HEALTH JH	4
5	E	NAVA LEARNING ACADEMY	INTEG SCIENCE 7	3
5	E	NAVA LEARNING ACADEMY	INTEGR SCIENCE 6A	3
5	E	NAVA LEARNING ACADEMY	INTEGR SCIENCE 8A	6
5	E	NAVA LEARNING ACADEMY	JOURNALS MS A	3
5	E	NAVA LEARNING ACADEMY	L & L EL MS 1A	1
5	E	NAVA LEARNING ACADEMY	LAW YOUTH	1
5	E	NAVA LEARNING ACADEMY	US HIST G&C A	7
5	E	NAVA LEARNING ACADEMY	WHG: ANC CIV A	3
5	E	NAVA LEARNING ACADEMY	WHG: MED/MOD A	6
5	E	NEVIN AVE EL	Health	29
5	E	NEVIN AVE EL	History/Social Science	29
5	E	NEVIN AVE EL	Mathematics	29
5	E	NEVIN AVE EL	Reading/English Language Arts	29
5	E	NEVIN AVE EL	Science	29
5	E	NIMITZ MS	ADV ELD MS 1A	2
5	E	NIMITZ MS	ADV ELD MS 2A	4
5	E	NIMITZ MS	CC MATH 6A	14
5	E	NIMITZ MS	CC MATH 7 TUT LAB A	1
5	E	NIMITZ MS	CC MATH 7A	14

***Count of Sufficiency means:** Each class (elementary schools) or section (secondary schools) has verified sufficiency per subject matter.

Board District	Region	School Name	Class/Section Name	*Count of Number of classes/sections verifying sufficiency
5	E	NIMITZ MS	CC MATH 8 TUT LAB A	1
5	E	NIMITZ MS	CC MATH 8A	14
5	E	NIMITZ MS	DEV ELS MS A	4
5	E	NIMITZ MS	DEV READ MS A	6
5	E	NIMITZ MS	ELD 1A	2
5	E	NIMITZ MS	ELD 2A	2
5	E	NIMITZ MS	ELD MS 3A	1
5	E	NIMITZ MS	ELD MS 4A	1
5	E	NIMITZ MS	ENERGY & ENVIRONMENT	5
5	E	NIMITZ MS	ENG ALT CUR 6A	2
5	E	NIMITZ MS	ENG ALT CUR 7A	3
5	E	NIMITZ MS	ENG ALT CUR 8A	3
5	E	NIMITZ MS	ENGLISH 6A	9
5	E	NIMITZ MS	ENGLISH 7A	11
5	E	NIMITZ MS	ENGLISH 8A	12
5	E	NIMITZ MS	EXPLORATN SCI	1
5	E	NIMITZ MS	H ACC CC ALG 1A	2
5	E	NIMITZ MS	H ACC CC MATH 7A	2
5	E	NIMITZ MS	H ENGLISH 6A	5
5	E	NIMITZ MS	H ENGLISH 7A	5
5	E	NIMITZ MS	H ENGLISH 8A	5
5	E	NIMITZ MS	H INTEG SCIENCE 7	3
5	E	NIMITZ MS	H INTEG SCIENCE 8A	5
5	E	NIMITZ MS	H INTEGR SCIENCE 6A	5
5	E	NIMITZ MS	H US HIST G&C A	5
5	E	NIMITZ MS	H WHG: ANC CIV A	5
5	E	NIMITZ MS	H WHG: MED/MOD A	5

***Count of Sufficiency means:** Each class (elementary schools) or section (secondary schools) has verified sufficiency per subject matter.

Board District	Region	School Name	Class/Section Name	*Count of Number of classes/sections verifying sufficiency
5	E	NIMITZ MS	HEALTH JH	5
5	E	NIMITZ MS	INTEG SCIENCE 7	9
5	E	NIMITZ MS	INTEGR SCIENCE 6A	9
5	E	NIMITZ MS	INTEGR SCIENCE 8A	11
5	E	NIMITZ MS	LANG SKLS MS A	6
5	E	NIMITZ MS	LIT SUCCESS 1A	1
5	E	NIMITZ MS	LIT SUCCESS 2A	1
5	E	NIMITZ MS	SCI/HLT AC 6A	2
5	E	NIMITZ MS	SCI/HLT AC 7	3
5	E	NIMITZ MS	US HIST G&C A	11
5	E	NIMITZ MS	WHG: ANC CIV A	9
5	E	NIMITZ MS	WHG: MED/MOD A	12
5	E	NIMITZ MS	WIND PERC MS A	3
5	E	NUEVA VISTA EL	Health	30
5	E	NUEVA VISTA EL	History/Social Science	30
5	E	NUEVA VISTA EL	Mathematics	30
5	E	NUEVA VISTA EL	Reading/English Language Arts	30
5	E	NUEVA VISTA EL	Science	30
5	E	NUEVA VISTA VAPA MAG	Health	4
5	E	NUEVA VISTA VAPA MAG	History/Social Science	4
5	E	NUEVA VISTA VAPA MAG	Mathematics	4
5	E	NUEVA VISTA VAPA MAG	Reading/English Language Arts	4
5	E	NUEVA VISTA VAPA MAG	Science	4
5	E	OCHOA LC	ADV ELD MS 1A	2
5	E	OCHOA LC	ADV ELD MS 2A	1
5	E	OCHOA LC	B READ MS A	1
5	E	OCHOA LC	CC MATH 6A	6

***Count of Sufficiency means:** Each class (elementary schools) or section (secondary schools) has verified sufficiency per subject matter.

Board District	Region	School Name	Class/Section Name	*Count of Number of classes/sections verifying sufficiency
5	E	OCHOA LC	CC MATH 7A	7
5	E	OCHOA LC	CC MATH 8A	6
5	E	OCHOA LC	DEV ELS MS A	3
5	E	OCHOA LC	DEV READ MS A	3
5	E	OCHOA LC	ELD 1A	2
5	E	OCHOA LC	ELD 2A	2
5	E	OCHOA LC	ELD MS 3A	1
5	E	OCHOA LC	ENGLISH 6A	6
5	E	OCHOA LC	ENGLISH 7A	6
5	E	OCHOA LC	ENGLISH 8A	6
5	E	OCHOA LC	H ACC CC ALG 1A	1
5	E	OCHOA LC	H ACC CC MATH 7A	1
5	E	OCHOA LC	H ENGLISH 7A	1
5	E	OCHOA LC	H ENGLISH 8A	1
5	E	OCHOA LC	Health	20
5	E	OCHOA LC	History/Social Science	20
5	E	OCHOA LC	INTEG SCIENCE 7	7
5	E	OCHOA LC	INTEGR SCIENCE 6A	6
5	E	OCHOA LC	INTEGR SCIENCE 8A	8
5	E	OCHOA LC	L & L EL MS 1A	1
5	E	OCHOA LC	LIT SUCCESS 1A	1
5	E	OCHOA LC	LIT SUCCESS 2A	1
5	E	OCHOA LC	Mathematics	20
5	E	OCHOA LC	Reading/English Language Arts	20
5	E	OCHOA LC	Science	20
5	E	OCHOA LC	SP LANG/CUL INTERM SP A	2
5	E	OCHOA LC	SPAN SP 1A	2

***Count of Sufficiency means:** Each class (elementary schools) or section (secondary schools) has verified sufficiency per subject matter.

Board District	Region	School Name	Class/Section Name	*Count of Number of classes/sections verifying sufficiency
5	E	OCHOA LC	SPAN SP 2A	2
5	E	OCHOA LC	US HIST G&C A	8
5	E	OCHOA LC	WHG: ANC CIV A	6
5	E	OCHOA LC	WHG: MED/MOD A	7
5	E	OCHOA LC DTS	Health	17
5	E	OCHOA LC DTS	History/Social Science	17
5	E	OCHOA LC DTS	Mathematics	17
5	E	OCHOA LC DTS	Reading/English Language Arts	17
5	E	OCHOA LC DTS	Science	17
5	E	ODYSSEY HS	ADV ELD SH 2B	1
5	E	ODYSSEY HS	AM LIT COMP	3
5	E	ODYSSEY HS	BIOLOGY:LIVING EARTH A	4
5	E	ODYSSEY HS	BIOLOGY:LIVING EARTH B	4
5	E	ODYSSEY HS	CC ALG 1 TUT LAB A	5
5	E	ODYSSEY HS	CC ALG 1 TUT LAB B	3
5	E	ODYSSEY HS	CC ALG 2 TUT LAB A	2
5	E	ODYSSEY HS	CC ALG 2 TUT LAB B	1
5	E	ODYSSEY HS	CC ALGEBRA 1	5
5	E	ODYSSEY HS	CC ALGEBRA 2A	5
5	E	ODYSSEY HS	CC ALGEBRA 2B	5
5	E	ODYSSEY HS	CC GEOMETRY A	3
5	E	ODYSSEY HS	CC GEOMETRY B	3
5	E	ODYSSEY HS	CHEMISTRY:EARTH SYS A	4
5	E	ODYSSEY HS	CHEMISTRY:EARTH SYS B	5
5	E	ODYSSEY HS	ECONOMICS	4
5	E	ODYSSEY HS	ENGLISH 10A	4
5	E	ODYSSEY HS	ENGLISH 10B	5

***Count of Sufficiency means:** Each class (elementary schools) or section (secondary schools) has verified sufficiency per subject matter.

Board District	Region	School Name	Class/Section Name	*Count of Number of classes/sections verifying sufficiency
5	E	ODYSSEY HS	ENGLISH 9A	5
5	E	ODYSSEY HS	ENGLISH 9B	5
5	E	ODYSSEY HS	ENV STU A	4
5	E	ODYSSEY HS	ENV STU B	3
5	E	ODYSSEY HS	EXPOS COMP	3
5	E	ODYSSEY HS	GEOG A	1
5	E	ODYSSEY HS	HEALTH SH	3
5	E	ODYSSEY HS	INTRO TO ETHNIC STUDIES	2
5	E	ODYSSEY HS	L & L EL SH 2A	1
5	E	ODYSSEY HS	L & L EL SH 2B	1
5	E	ODYSSEY HS	MODERN LIT	3
5	E	ODYSSEY HS	PRIN AM DEM EDGL	1
5	E	ODYSSEY HS	PRIN AM DEMOCR	5
5	E	ODYSSEY HS	SPAN SP 1B	3
5	E	ODYSSEY HS	SPAN SP 2B	1
5	E	ODYSSEY HS	SPANISH 1A	4
5	E	ODYSSEY HS	SPANISH 1B	2
5	E	ODYSSEY HS	SPANISH 2A	1
5	E	ODYSSEY HS	SPANISH 2B	3
5	E	ODYSSEY HS	US HIST 20TH A	3
5	E	ODYSSEY HS	US HIST 20TH B	5
5	E	ODYSSEY HS	WHG: MOD WLD A	4
5	E	ODYSSEY HS	WHG: MOD WLD B	5
5	E	ORCHARD ACADEMIES 2B	ADV ELD MS 1A	1
5	E	ORCHARD ACADEMIES 2B	B READ MS A	1
5	E	ORCHARD ACADEMIES 2B	CC MATH 6A	6
5	E	ORCHARD ACADEMIES 2B	CC MATH 7 TUT LAB A	1

***Count of Sufficiency means:** Each class (elementary schools) or section (secondary schools) has verified sufficiency per subject matter.

Board District	Region	School Name	Class/Section Name	*Count of Number of classes/sections verifying sufficiency
5	E	ORCHARD ACADEMIES 2B	CC MATH 7A	6
5	E	ORCHARD ACADEMIES 2B	CC MATH 8 TUT LAB A	1
5	E	ORCHARD ACADEMIES 2B	CC MATH 8A	5
5	E	ORCHARD ACADEMIES 2B	DEV MATH MS A	3
5	E	ORCHARD ACADEMIES 2B	DEV READ MS A	1
5	E	ORCHARD ACADEMIES 2B	ENG ALT CUR 6A	1
5	E	ORCHARD ACADEMIES 2B	ENG ALT CUR 7A	1
5	E	ORCHARD ACADEMIES 2B	ENG ALT CUR 8A	1
5	E	ORCHARD ACADEMIES 2B	ENGLISH 6A	5
5	E	ORCHARD ACADEMIES 2B	ENGLISH 7A	8
5	E	ORCHARD ACADEMIES 2B	ENGLISH 8A	6
5	E	ORCHARD ACADEMIES 2B	H ACC CC ALG 1A	1
5	E	ORCHARD ACADEMIES 2B	H ACC CC MATH 7A	1
5	E	ORCHARD ACADEMIES 2B	INTEG SCIENCE 7	6
5	E	ORCHARD ACADEMIES 2B	INTEGR SCIENCE 6A	5
5	E	ORCHARD ACADEMIES 2B	INTEGR SCIENCE 8A	5
5	E	ORCHARD ACADEMIES 2B	L & L EL MS 1A	2
5	E	ORCHARD ACADEMIES 2B	SCI/HLT AC 6A	1
5	E	ORCHARD ACADEMIES 2B	SCI/HLT AC 7	1
5	E	ORCHARD ACADEMIES 2B	US HIST G&C A	5
5	E	ORCHARD ACADEMIES 2B	WHG: ANC CIV A	5
5	E	ORCHARD ACADEMIES 2B	WHG: MED/MOD A	6
5	E	ORCHARD ACADEMIES 2C	ADV ELD MS 1A	3
5	E	ORCHARD ACADEMIES 2C	ADV ELD MS 2A	2
5	E	ORCHARD ACADEMIES 2C	CC MATH 6 TUT LAB A	1
5	E	ORCHARD ACADEMIES 2C	CC MATH 6A	6
5	E	ORCHARD ACADEMIES 2C	CC MATH 7 TUT LAB A	2

***Count of Sufficiency means:** Each class (elementary schools) or section (secondary schools) has verified sufficiency per subject matter.

Board District	Region	School Name	Class/Section Name	*Count of Number of classes/sections verifying sufficiency
5	E	ORCHARD ACADEMIES 2C	CC MATH 7A	5
5	E	ORCHARD ACADEMIES 2C	CC MATH 8 TUT LAB A	1
5	E	ORCHARD ACADEMIES 2C	CC MATH 8A	6
5	E	ORCHARD ACADEMIES 2C	DEV MATH MS A	1
5	E	ORCHARD ACADEMIES 2C	DEV READ MS A	2
5	E	ORCHARD ACADEMIES 2C	ELD 1A	2
5	E	ORCHARD ACADEMIES 2C	ELD 2A	2
5	E	ORCHARD ACADEMIES 2C	ELD MS 3A	1
5	E	ORCHARD ACADEMIES 2C	ELD MS 4A	1
5	E	ORCHARD ACADEMIES 2C	ENGLISH 6A	4
5	E	ORCHARD ACADEMIES 2C	ENGLISH 7A	5
5	E	ORCHARD ACADEMIES 2C	ENGLISH 8A	5
5	E	ORCHARD ACADEMIES 2C	EXPLORATN SCI	1
5	E	ORCHARD ACADEMIES 2C	H ACC CC MATH 7A	2
5	E	ORCHARD ACADEMIES 2C	H ENGLISH 6A	2
5	E	ORCHARD ACADEMIES 2C	H ENGLISH 7A	2
5	E	ORCHARD ACADEMIES 2C	H ENGLISH 8A	2
5	E	ORCHARD ACADEMIES 2C	H HGH ACC CC MATH 8/ALG1A	1
5	E	ORCHARD ACADEMIES 2C	H INTEG SCIENCE 7	2
5	E	ORCHARD ACADEMIES 2C	H INTEG SCIENCE 8A	2
5	E	ORCHARD ACADEMIES 2C	H INTEGR SCIENCE 6A	1
5	E	ORCHARD ACADEMIES 2C	H US HIST G&C A	2
5	E	ORCHARD ACADEMIES 2C	H WHG: ANC CIV A	2
5	E	ORCHARD ACADEMIES 2C	H WHG: MED/MOD A	2
5	E	ORCHARD ACADEMIES 2C	INTEG SCIENCE 7	4
5	E	ORCHARD ACADEMIES 2C	INTEGR SCIENCE 6A	4
5	E	ORCHARD ACADEMIES 2C	INTEGR SCIENCE 8A	4

***Count of Sufficiency means:** Each class (elementary schools) or section (secondary schools) has verified sufficiency per subject matter.

Board District	Region	School Name	Class/Section Name	*Count of Number of classes/sections verifying sufficiency
5	E	ORCHARD ACADEMIES 2C	INTRO PHYS COMPUTING A MS	5
5	E	ORCHARD ACADEMIES 2C	L & L EL MS 1A	2
5	E	ORCHARD ACADEMIES 2C	L & L EL MS 2A	3
5	E	ORCHARD ACADEMIES 2C	SP LANG/CUL INTERM SP A	1
5	E	ORCHARD ACADEMIES 2C	SPANISH 3A	1
5	E	ORCHARD ACADEMIES 2C	SPANISH 4A	1
5	E	ORCHARD ACADEMIES 2C	US HIST G&C A	5
5	E	ORCHARD ACADEMIES 2C	WHG: ANC CIV A	4
5	E	ORCHARD ACADEMIES 2C	WHG: MED/MOD A	4
5	E	ORTHOPAEDIC HSP SH MG	ACADEMIC ELD 3A	1
5	E	ORTHOPAEDIC HSP SH MG	ADV ELD SH A	1
5	E	ORTHOPAEDIC HSP SH MG	AM LIT COMP	4
5	E	ORTHOPAEDIC HSP SH MG	AP BIO A	2
5	E	ORTHOPAEDIC HSP SH MG	AP CALCULUS A	3
5	E	ORTHOPAEDIC HSP SH MG	AP CALCULUS B	1
5	E	ORTHOPAEDIC HSP SH MG	AP CHEMISTRY A	2
5	E	ORTHOPAEDIC HSP SH MG	AP COMP SC A A	1
5	E	ORTHOPAEDIC HSP SH MG	AP COMP SCI PRIN A	2
5	E	ORTHOPAEDIC HSP SH MG	AP ENG LANG A	3
5	E	ORTHOPAEDIC HSP SH MG	AP ENG LIT A	1
5	E	ORTHOPAEDIC HSP SH MG	AP ENV SCI A	1
5	E	ORTHOPAEDIC HSP SH MG	AP GOVT & POL	1
5	E	ORTHOPAEDIC HSP SH MG	AP PSYCHOLOG A	2
5	E	ORTHOPAEDIC HSP SH MG	AP SPAN LNG A	1
5	E	ORTHOPAEDIC HSP SH MG	AP STATISTICS A	2
5	E	ORTHOPAEDIC HSP SH MG	AP US HIST A	2
5	E	ORTHOPAEDIC HSP SH MG	AP WLD HIST A	3

***Count of Sufficiency means:** Each class (elementary schools) or section (secondary schools) has verified sufficiency per subject matter.

Board District	Region	School Name	Class/Section Name	*Count of Number of classes/sections verifying sufficiency
5	E	ORTHOPAEDIC HSP SH MG	BIOLOGY:LIVING EARTH A	4
5	E	ORTHOPAEDIC HSP SH MG	CC ALGEBRA 1	6
5	E	ORTHOPAEDIC HSP SH MG	CC ALGEBRA 2A	3
5	E	ORTHOPAEDIC HSP SH MG	CC GEOMETRY A	7
5	E	ORTHOPAEDIC HSP SH MG	CHEMISTRY:EARTH SYS A	4
5	E	ORTHOPAEDIC HSP SH MG	DEV ELS SH A	1
5	E	ORTHOPAEDIC HSP SH MG	DEV READ HS A	1
5	E	ORTHOPAEDIC HSP SH MG	ENGLISH 10A	4
5	E	ORTHOPAEDIC HSP SH MG	ENGLISH 9A	6
5	E	ORTHOPAEDIC HSP SH MG	ENGLISH NON EQUIV COL	1
5	E	ORTHOPAEDIC HSP SH MG	EXPOS COMP	6
5	E	ORTHOPAEDIC HSP SH MG	FRENCH 1A	3
5	E	ORTHOPAEDIC HSP SH MG	FRENCH 2A	2
5	E	ORTHOPAEDIC HSP SH MG	H ADV MATH A	4
5	E	ORTHOPAEDIC HSP SH MG	H BIOLOGY:LIVING EARTH A	3
5	E	ORTHOPAEDIC HSP SH MG	H CHEMISTRY:EARTH SYS A	3
5	E	ORTHOPAEDIC HSP SH MG	H ENGLISH 10A	3
5	E	ORTHOPAEDIC HSP SH MG	H ENGLISH 9A	3
5	E	ORTHOPAEDIC HSP SH MG	HEALTH SH	6
5	E	ORTHOPAEDIC HSP SH MG	INTR BIOTECH A	3
5	E	ORTHOPAEDIC HSP SH MG	INTRO TO ETHNIC STUDIES	3
5	E	ORTHOPAEDIC HSP SH MG	L & L EL SH 2A	2
5	E	ORTHOPAEDIC HSP SH MG	L & L EL SH A	2
5	E	ORTHOPAEDIC HSP SH MG	PHYSICS:THE UNIVERSE A	3
5	E	ORTHOPAEDIC HSP SH MG	PHYSIOLOGY A	4
5	E	ORTHOPAEDIC HSP SH MG	PRIN AM DEMOCR	7
5	E	ORTHOPAEDIC HSP SH MG	SPAN SP 1A	4

***Count of Sufficiency means:** Each class (elementary schools) or section (secondary schools) has verified sufficiency per subject matter.

Board District	Region	School Name	Class/Section Name	*Count of Number of classes/sections verifying sufficiency
5	E	ORTHOPAEDIC HSP SH MG	SPAN SP 2A	3
5	E	ORTHOPAEDIC HSP SH MG	SPANISH 1A	1
5	E	ORTHOPAEDIC HSP SH MG	SPANISH 2A	1
5	E	ORTHOPAEDIC HSP SH MG	STAT & PROB A	2
5	E	ORTHOPAEDIC HSP SH MG	TC MATH STAT A	1
5	E	ORTHOPAEDIC HSP SH MG	US HIST 20TH A	5
5	E	ORTHOPAEDIC HSP SH MG	WHG: MOD WLD A	4
5	E	PACIFIC BLVD DTS	Health	4
5	E	PACIFIC BLVD DTS	History/Social Science	4
5	E	PACIFIC BLVD DTS	Mathematics	4
5	E	PACIFIC BLVD DTS	Reading/English Language Arts	4
5	E	PACIFIC BLVD DTS	Science	4
5	E	PACIFIC BLVD SCHOOL	Health	21
5	E	PACIFIC BLVD SCHOOL	History/Social Science	21
5	E	PACIFIC BLVD SCHOOL	Mathematics	21
5	E	PACIFIC BLVD SCHOOL	Reading/English Language Arts	21
5	E	PACIFIC BLVD SCHOOL	Science	21
5	E	PARK AVE EL	Health	14
5	E	PARK AVE EL	History/Social Science	14
5	E	PARK AVE EL	Mathematics	14
5	E	PARK AVE EL	Reading/English Language Arts	14
5	E	PARK AVE EL	Science	14
5	E	PARK AVE EL DTS	Health	5
5	E	PARK AVE EL DTS	History/Social Science	5
5	E	PARK AVE EL DTS	Mathematics	5
5	E	PARK AVE EL DTS	Reading/English Language Arts	5
5	E	PARK AVE EL DTS	Science	5

***Count of Sufficiency means:** Each class (elementary schools) or section (secondary schools) has verified sufficiency per subject matter.

Board District	Region	School Name	Class/Section Name	*Count of Number of classes/sections verifying sufficiency
5	E	RIDE EL SMART ACAD	Health	20
5	E	RIDE EL SMART ACAD	History/Social Science	20
5	E	RIDE EL SMART ACAD	Mathematics	20
5	E	RIDE EL SMART ACAD	Reading/English Language Arts	20
5	E	RIDE EL SMART ACAD	Science	20
5	E	ROCKDALE VAPA MAG	Health	17
5	E	ROCKDALE VAPA MAG	History/Social Science	17
5	E	ROCKDALE VAPA MAG	Mathematics	17
5	E	ROCKDALE VAPA MAG	Reading/English Language Arts	17
5	E	ROCKDALE VAPA MAG	Science	17
5	E	RODIA HS	AM LIT COMP	2
5	E	RODIA HS	BIOLOGY:LIVING EARTH A	2
5	E	RODIA HS	BIOLOGY:LIVING EARTH B	2
5	E	RODIA HS	CC ALG 1 TUT LAB A	1
5	E	RODIA HS	CC ALGEBRA 1	1
5	E	RODIA HS	CC ALGEBRA 2A	1
5	E	RODIA HS	CC ALGEBRA 2B	1
5	E	RODIA HS	CC ENG 10A EDGL	1
5	E	RODIA HS	CC ENG 11A EDGL	2
5	E	RODIA HS	CC ENG 11B EDGL	2
5	E	RODIA HS	CC ENG 9A EDGL	1
5	E	RODIA HS	CC ENG 9B EDGL	1
5	E	RODIA HS	CC GEOMETRY A	1
5	E	RODIA HS	CC GEOMETRY B	1
5	E	RODIA HS	CHEMISTRY:EARTH SYS A	1
5	E	RODIA HS	CHEMISTRY:EARTH SYS B	1
5	E	RODIA HS	ECONOMICS	2

***Count of Sufficiency means:** Each class (elementary schools) or section (secondary schools) has verified sufficiency per subject matter.

Board District	Region	School Name	Class/Section Name	*Count of Number of classes/sections verifying sufficiency
5	E	RODIA HS	ECONOMICS EDGL	1
5	E	RODIA HS	ENGLISH 10A	2
5	E	RODIA HS	ENGLISH 10B	2
5	E	RODIA HS	ENGLISH 9A	2
5	E	RODIA HS	ENGLISH 9B	2
5	E	RODIA HS	ERW A EDGL	1
5	E	RODIA HS	EXPOS COMP	1
5	E	RODIA HS	HEALTH SH	1
5	E	RODIA HS	L & L EL SH 2A	1
5	E	RODIA HS	MODERN LIT	1
5	E	RODIA HS	PRIN AM DEM EDGL	1
5	E	RODIA HS	PSYCH A EDGL	1
5	E	RODIA HS	PSYCH B EDGL	1
5	E	RODIA HS	SPANISH 1A	2
5	E	RODIA HS	SPANISH 1A EDGL	1
5	E	RODIA HS	SPANISH 1B	2
5	E	RODIA HS	SPANISH 2A	1
5	E	RODIA HS	SPANISH 2A EDGL	2
5	E	RODIA HS	SPANISH 2B	1
5	E	RODIA HS	SPANISH 2B EDGL	2
5	E	RODIA HS	US HIST 20TH A	2
5	E	RODIA HS	US HIST 20TH B	2
5	E	RODIA HS	US HIST B EDGL	1
5	E	RODIA HS	WHG: MOD WLD A	2
5	E	RODIA HS	WHG: MOD WLD B	2
5	E	RODIA HS	WLD HIST A EDGL	1
5	E	RODIA HS	WLD HIST B EDGL	1

***Count of Sufficiency means:** Each class (elementary schools) or section (secondary schools) has verified sufficiency per subject matter.

Board District	Region	School Name	Class/Section Name	*Count of Number of classes/sections verifying sufficiency
5	E	ROYBAL-ALLARD EL	Health	15
5	E	ROYBAL-ALLARD EL	History/Social Science	15
5	E	ROYBAL-ALLARD EL	Mathematics	15
5	E	ROYBAL-ALLARD EL	Reading/English Language Arts	15
5	E	ROYBAL-ALLARD EL	Science	15
5	E	ROYBAL-ALLARD EL DTS	Health	8
5	E	ROYBAL-ALLARD EL DTS	History/Social Science	8
5	E	ROYBAL-ALLARD EL DTS	Mathematics	8
5	E	ROYBAL-ALLARD EL DTS	Reading/English Language Arts	8
5	E	ROYBAL-ALLARD EL DTS	Science	8
5	E	RYBL-ALLRD DREAMS MG	Health	6
5	E	RYBL-ALLRD DREAMS MG	History/Social Science	6
5	E	RYBL-ALLRD DREAMS MG	Mathematics	6
5	E	RYBL-ALLRD DREAMS MG	Reading/English Language Arts	6
5	E	RYBL-ALLRD DREAMS MG	Science	6
5	E	SAN ANTONIO EL	Health	25
5	E	SAN ANTONIO EL	History/Social Science	25
5	E	SAN ANTONIO EL	Mathematics	25
5	E	SAN ANTONIO EL	Reading/English Language Arts	25
5	E	SAN ANTONIO EL	Science	25
5	E	SAN ANTONIO HS	ALEKS MATH INTERVENTION	1
5	E	SAN ANTONIO HS	AM LIT COMP	5
5	E	SAN ANTONIO HS	BIOLOGY:LIVING EARTH A	6
5	E	SAN ANTONIO HS	BIOLOGY:LIVING EARTH B	5
5	E	SAN ANTONIO HS	CC ALGEBRA 1	6
5	E	SAN ANTONIO HS	CC ALGEBRA 2A	3
5	E	SAN ANTONIO HS	CC ALGEBRA 2B	4

***Count of Sufficiency means:** Each class (elementary schools) or section (secondary schools) has verified sufficiency per subject matter.

Board District	Region	School Name	Class/Section Name	*Count of Number of classes/sections verifying sufficiency
5	E	SAN ANTONIO HS	CC GEOMETRY A	6
5	E	SAN ANTONIO HS	CC GEOMETRY B	6
5	E	SAN ANTONIO HS	CHEMISTRY:EARTH SYS A	6
5	E	SAN ANTONIO HS	CHEMISTRY:EARTH SYS B	6
5	E	SAN ANTONIO HS	ECONOMICS	5
5	E	SAN ANTONIO HS	ENGLISH 10A	4
5	E	SAN ANTONIO HS	ENGLISH 10B	5
5	E	SAN ANTONIO HS	ENGLISH 9A	5
5	E	SAN ANTONIO HS	ENGLISH 9B	5
5	E	SAN ANTONIO HS	EXPOS COMP	3
5	E	SAN ANTONIO HS	HEALTH SH	6
5	E	SAN ANTONIO HS	INTRO PSYCH	1
5	E	SAN ANTONIO HS	INTRO SOCIO	2
5	E	SAN ANTONIO HS	JOURNALISM 1A	1
5	E	SAN ANTONIO HS	JOURNALISM 1B	1
5	E	SAN ANTONIO HS	L & L EL SH 2A	1
5	E	SAN ANTONIO HS	L & L EL SH 2B	1
5	E	SAN ANTONIO HS	L & L EL SH A	1
5	E	SAN ANTONIO HS	L & L EL SH B	1
5	E	SAN ANTONIO HS	MEX AM LIT	2
5	E	SAN ANTONIO HS	MODERN LIT	4
5	E	SAN ANTONIO HS	PRIN AM DEMOCR	6
5	E	SAN ANTONIO HS	SPANISH 1A	6
5	E	SAN ANTONIO HS	SPANISH 1B	5
5	E	SAN ANTONIO HS	SPANISH 2A	6
5	E	SAN ANTONIO HS	SPANISH 2B	5
5	E	SAN ANTONIO HS	US HIST 20TH A	6

***Count of Sufficiency means:** Each class (elementary schools) or section (secondary schools) has verified sufficiency per subject matter.

Board District	Region	School Name	Class/Section Name	*Count of Number of classes/sections verifying sufficiency
5	E	SAN ANTONIO HS	US HIST 20TH B	6
5	E	SAN ANTONIO HS	WHG: MOD WLD A	6
5	E	SAN ANTONIO HS	WHG: MOD WLD B	5
5	E	SAN ANTONIO STEM MAG	Health	6
5	E	SAN ANTONIO STEM MAG	History/Social Science	6
5	E	SAN ANTONIO STEM MAG	Mathematics	6
5	E	SAN ANTONIO STEM MAG	Reading/English Language Arts	6
5	E	SAN ANTONIO STEM MAG	Science	6
5	E	SAN GABRIEL AVE DTS	Health	7
5	E	SAN GABRIEL AVE DTS	History/Social Science	7
5	E	SAN GABRIEL AVE DTS	Mathematics	7
5	E	SAN GABRIEL AVE DTS	Reading/English Language Arts	7
5	E	SAN GABRIEL AVE DTS	Science	7
5	E	SAN GABRIEL AVE EL	Health	27
5	E	SAN GABRIEL AVE EL	History/Social Science	27
5	E	SAN GABRIEL AVE EL	Mathematics	27
5	E	SAN GABRIEL AVE EL	Reading/English Language Arts	27
5	E	SAN GABRIEL AVE EL	Science	27
5	E	SAN MIGUEL EL	Health	24
5	E	SAN MIGUEL EL	History/Social Science	24
5	E	SAN MIGUEL EL	Mathematics	24
5	E	SAN MIGUEL EL	Reading/English Language Arts	24
5	E	SAN MIGUEL EL	Science	24
5	E	SAN MIGUEL EL DTS	Health	7
5	E	SAN MIGUEL EL DTS	History/Social Science	7
5	E	SAN MIGUEL EL DTS	Mathematics	7
5	E	SAN MIGUEL EL DTS	Reading/English Language Arts	7

***Count of Sufficiency means:** Each class (elementary schools) or section (secondary schools) has verified sufficiency per subject matter.

Board District	Region	School Name	Class/Section Name	*Count of Number of classes/sections verifying sufficiency
5	E	SAN MIGUEL EL DTS	Science	7
5	E	SAN MIGUEL STEAM MAG	Health	9
5	E	SAN MIGUEL STEAM MAG	History/Social Science	9
5	E	SAN MIGUEL STEAM MAG	Mathematics	9
5	E	SAN MIGUEL STEAM MAG	Reading/English Language Arts	9
5	E	SAN MIGUEL STEAM MAG	Science	9
5	E	SAN PEDRO ST EL	Health	28
5	E	SAN PEDRO ST EL	History/Social Science	28
5	E	SAN PEDRO ST EL	Mathematics	28
5	E	SAN PEDRO ST EL	Reading/English Language Arts	28
5	E	SAN PEDRO ST EL	Science	28
5	E	SANTEE EC	ACADEMIC ELD 3A	2
5	E	SANTEE EC	ACADEMIC ELD 4A	1
5	E	SANTEE EC	AFRO-AM HIST	1
5	E	SANTEE EC	ALG 1A APXP	1
5	E	SANTEE EC	AM LIT COMP	13
5	E	SANTEE EC	AM SIGN LNG 1A	2
5	E	SANTEE EC	AM SIGN LNG 2A	2
5	E	SANTEE EC	AM SIGN LNG 3A	1
5	E	SANTEE EC	AP BIO A	1
5	E	SANTEE EC	AP CALCULUS A	1
5	E	SANTEE EC	AP ENG LANG A	2
5	E	SANTEE EC	AP ENG LIT A	3
5	E	SANTEE EC	AP ENV SCI A	1
5	E	SANTEE EC	AP GOVT & POL	4
5	E	SANTEE EC	AP HUMAN GEO A	3
5	E	SANTEE EC	AP PSYCHOLOG A	3

***Count of Sufficiency means:** Each class (elementary schools) or section (secondary schools) has verified sufficiency per subject matter.

Board District	Region	School Name	Class/Section Name	*Count of Number of classes/sections verifying sufficiency
5	E	SANTEE EC	AP SPAN LNG A	2
5	E	SANTEE EC	AP ST ART DR A	1
5	E	SANTEE EC	AP US HIST A	5
5	E	SANTEE EC	AP WLD HIST A	5
5	E	SANTEE EC	BIOLOGY:LIVING EARTH A	12
5	E	SANTEE EC	CC ALGEBRA 1	14
5	E	SANTEE EC	CC ALGEBRA 2A	11
5	E	SANTEE EC	CC GEOMETRY A	16
5	E	SANTEE EC	CHEMISTRY:EARTH SYS A	10
5	E	SANTEE EC	ELD 1A	2
5	E	SANTEE EC	ELD 2A	3
5	E	SANTEE EC	ENGLISH 10A	10
5	E	SANTEE EC	ENGLISH 9A	13
5	E	SANTEE EC	ERWC A	9
5	E	SANTEE EC	FINANCIAL ALGEBRA 2A	1
5	E	SANTEE EC	FOUND OF FOODS & NUTR A	3
5	E	SANTEE EC	H BIOLOGY:LIVING EARTH A	4
5	E	SANTEE EC	H CHEMISTRY:EARTH SYS A	6
5	E	SANTEE EC	H ENGLISH 10A	7
5	E	SANTEE EC	H ENGLISH 9A	4
5	E	SANTEE EC	HEALTH SH	9
5	E	SANTEE EC	INT DATA SCI A	4
5	E	SANTEE EC	INTR BIOTECH A	5
5	E	SANTEE EC	INTRO TO ETHNIC STUDIES	7
5	E	SANTEE EC	L & L EL SH 2A	1
5	E	SANTEE EC	L & L EL SH A	3
5	E	SANTEE EC	MEX AM LIT	1

***Count of Sufficiency means:** Each class (elementary schools) or section (secondary schools) has verified sufficiency per subject matter.

Board District	Region	School Name	Class/Section Name	*Count of Number of classes/sections verifying sufficiency
5	E	SANTEE EC	PHYSICS:THE UNIVERSE A	5
5	E	SANTEE EC	PHYSIOLOGY A	5
5	E	SANTEE EC	PRECALC A	7
5	E	SANTEE EC	PRIN AM DEMOCR	8
5	E	SANTEE EC	SPAN SP 1A	3
5	E	SANTEE EC	SPAN SP 2A	4
5	E	SANTEE EC	SPANISH 1A	6
5	E	SANTEE EC	SPANISH 2A	7
5	E	SANTEE EC	SPANISH 3A	9
5	E	SANTEE EC	US HIST 20TH A	8
5	E	SANTEE EC	WHG: MOD WLD A	9
5	E	SANTEE EC	WRIT SEMINAR A	1
5	E	SOUTH EAST SH	AFRO-AM HIST	2
5	E	SOUTH EAST SH	AM LIT COMP	14
5	E	SOUTH EAST SH	AP BIO A	2
5	E	SOUTH EAST SH	AP CALCULUS A	3
5	E	SOUTH EAST SH	AP CHEMISTRY A	1
5	E	SOUTH EAST SH	AP ENG LANG A	2
5	E	SOUTH EAST SH	AP ENG LIT A	2
5	E	SOUTH EAST SH	AP ENV SCI A	1
5	E	SOUTH EAST SH	AP GOVT & POL	1
5	E	SOUTH EAST SH	AP HUMAN GEO A	1
5	E	SOUTH EAST SH	AP PHYSICS 1A	1
5	E	SOUTH EAST SH	AP SPAN LIT A	1
5	E	SOUTH EAST SH	AP SPAN LNG A	3
5	E	SOUTH EAST SH	AP ST ART 2D A	1
5	E	SOUTH EAST SH	AP STATISTICS A	1

***Count of Sufficiency means:** Each class (elementary schools) or section (secondary schools) has verified sufficiency per subject matter.

Board District	Region	School Name	Class/Section Name	*Count of Number of classes/sections verifying sufficiency
5	E	SOUTH EAST SH	AP US HIST A	2
5	E	SOUTH EAST SH	AP WLD HIST A	2
5	E	SOUTH EAST SH	BIO:LIVING EARTH A EDGVP	1
5	E	SOUTH EAST SH	BIO:LIVING EARTH B EDGVP	1
5	E	SOUTH EAST SH	BIOLOGY:LIVING EARTH A	17
5	E	SOUTH EAST SH	CC ALG 1 TUT LAB A	19
5	E	SOUTH EAST SH	CC ALG 2 TUT LAB A	3
5	E	SOUTH EAST SH	CC ALG 2A EDGL	1
5	E	SOUTH EAST SH	CC ALG 2B EDGVP	4
5	E	SOUTH EAST SH	CC ALGEBRA 1	18
5	E	SOUTH EAST SH	CC ALGEBRA 2A	12
5	E	SOUTH EAST SH	CC ENG 10A EDGL	3
5	E	SOUTH EAST SH	CC ENG 10A EDGVP	2
5	E	SOUTH EAST SH	CC ENG 10B EDGVP	3
5	E	SOUTH EAST SH	CC ENG 11A EDGVP	1
5	E	SOUTH EAST SH	CC ENG 11B EDGVP	3
5	E	SOUTH EAST SH	CC ENG 9A EDGVP	4
5	E	SOUTH EAST SH	CC ENG 9B EDGVP	4
5	E	SOUTH EAST SH	CC GEOM A EDGVP	2
5	E	SOUTH EAST SH	CC GEOM B EDGVP	3
5	E	SOUTH EAST SH	CC GEOM TUT LAB A	2
5	E	SOUTH EAST SH	CC GEOMETRY A	15
5	E	SOUTH EAST SH	CC YL ALGEBRA 1 EDGL	1
5	E	SOUTH EAST SH	CHEM IN EAR SYS A EDGL	3
5	E	SOUTH EAST SH	CHEM IN EAR SYS B EDGVP	1
5	E	SOUTH EAST SH	CHEMISTRY:EARTH SYS A	19
5	E	SOUTH EAST SH	CONS MATH A	4

***Count of Sufficiency means:** Each class (elementary schools) or section (secondary schools) has verified sufficiency per subject matter.

Board District	Region	School Name	Class/Section Name	*Count of Number of classes/sections verifying sufficiency
5	E	SOUTH EAST SH	CONSTITN LAW A	1
5	E	SOUTH EAST SH	DEV MATH SH A	3
5	E	SOUTH EAST SH	ECONOMICS	1
5	E	SOUTH EAST SH	ELD 10A	3
5	E	SOUTH EAST SH	ELD 11A	2
5	E	SOUTH EAST SH	ELD 12A	2
5	E	SOUTH EAST SH	ELD 9A	3
5	E	SOUTH EAST SH	ENGLISH 10A	16
5	E	SOUTH EAST SH	ENGLISH 9A	14
5	E	SOUTH EAST SH	ENV STU A	1
5	E	SOUTH EAST SH	EXPOS COMP	10
5	E	SOUTH EAST SH	H ADV MATH A	2
5	E	SOUTH EAST SH	H ADV BIO A	2
5	E	SOUTH EAST SH	H AM LIT COMP	6
5	E	SOUTH EAST SH	H BIOLOGY:LIVING EARTH A	4
5	E	SOUTH EAST SH	H CC ALGEBRA 1	6
5	E	SOUTH EAST SH	H CC ALGEBRA 2A	4
5	E	SOUTH EAST SH	H CC GEOMETRY A	5
5	E	SOUTH EAST SH	H CHEMISTRY:EARTH SYS A	4
5	E	SOUTH EAST SH	H ENGLISH 10A	6
5	E	SOUTH EAST SH	H ENGLISH 9A	5
5	E	SOUTH EAST SH	H EXPOS COMP	7
5	E	SOUTH EAST SH	H GEOG A	1
5	E	SOUTH EAST SH	H INTRO FORENSIC SCI A	1
5	E	SOUTH EAST SH	H PRECALC A	1
5	E	SOUTH EAST SH	H PRIN AM DEMOCR	4
5	E	SOUTH EAST SH	H US HIST 20TH A	5

***Count of Sufficiency means:** Each class (elementary schools) or section (secondary schools) has verified sufficiency per subject matter.

Board District	Region	School Name	Class/Section Name	*Count of Number of classes/sections verifying sufficiency
5	E	SOUTH EAST SH	H WHG: MOD WLD A	7
5	E	SOUTH EAST SH	HEALTH SH	11
5	E	SOUTH EAST SH	HS INT NEW ELD A	1
5	E	SOUTH EAST SH	HS INT NEW ELD B	1
5	E	SOUTH EAST SH	INTERACTIONS A	2
5	E	SOUTH EAST SH	INTR BIOTECH A	2
5	E	SOUTH EAST SH	INTRO SOCIO	3
5	E	SOUTH EAST SH	INTRO TO ETHNIC STUDIES	9
5	E	SOUTH EAST SH	JOURNALISM 1A	1
5	E	SOUTH EAST SH	LAT AM STU	2
5	E	SOUTH EAST SH	MARINE BIO A	5
5	E	SOUTH EAST SH	MEX AM LIT	3
5	E	SOUTH EAST SH	MOLECULR BIO A	2
5	E	SOUTH EAST SH	PHYSICS:THE UNIVERSE A	5
5	E	SOUTH EAST SH	PHYSIOLOGY A	8
5	E	SOUTH EAST SH	PRECALC A	3
5	E	SOUTH EAST SH	PRIN AM DEMOCR	12
5	E	SOUTH EAST SH	SPAN SP 1A	6
5	E	SOUTH EAST SH	SPAN SP 2A	11
5	E	SOUTH EAST SH	SPANISH 1A	8
5	E	SOUTH EAST SH	SPANISH 1A EDGL	1
5	E	SOUTH EAST SH	SPANISH 1B EDGL	1
5	E	SOUTH EAST SH	SPANISH 2A	14
5	E	SOUTH EAST SH	SPANISH 2B EDGL	1
5	E	SOUTH EAST SH	SPANISH 3A	7
5	E	SOUTH EAST SH	SPEECH A	1
5	E	SOUTH EAST SH	STAT & PROB A	2

***Count of Sufficiency means:** Each class (elementary schools) or section (secondary schools) has verified sufficiency per subject matter.

Board District	Region	School Name	Class/Section Name	*Count of Number of classes/sections verifying sufficiency
5	E	SOUTH EAST SH	STRATGC LIT 1A	4
5	E	SOUTH EAST SH	STRATGC LIT 2A	4
5	E	SOUTH EAST SH	TC MATH STAT A	8
5	E	SOUTH EAST SH	US HIST 20TH A	14
5	E	SOUTH EAST SH	US HIST A EDGVP	3
5	E	SOUTH EAST SH	US HIST B EDGP	4
5	E	SOUTH EAST SH	WHG M A EDGP	1
5	E	SOUTH EAST SH	WHG M A EDGVP	2
5	E	SOUTH EAST SH	WHG M B EDGP	4
5	E	SOUTH EAST SH	WHG: MOD WLD A	16
5	E	SOUTH GATE MS	B READ MS A	1
5	E	SOUTH GATE MS	CC GEOMETRY A	2
5	E	SOUTH GATE MS	CC MATH 6A	12
5	E	SOUTH GATE MS	CC MATH 7A	10
5	E	SOUTH GATE MS	CC MATH 8A	11
5	E	SOUTH GATE MS	CONS ECON LAW	1
5	E	SOUTH GATE MS	DEV ELS MS A	6
5	E	SOUTH GATE MS	ELD 6A	2
5	E	SOUTH GATE MS	ELD 7A	3
5	E	SOUTH GATE MS	ELD 8A	3
5	E	SOUTH GATE MS	ENG ALT CUR 6A	2
5	E	SOUTH GATE MS	ENG ALT CUR 7A	2
5	E	SOUTH GATE MS	ENG ALT CUR 8A	2
5	E	SOUTH GATE MS	ENGLISH 6A	7
5	E	SOUTH GATE MS	ENGLISH 7A	6
5	E	SOUTH GATE MS	ENGLISH 8A	10
5	E	SOUTH GATE MS	ENV STUDIES MS	1

***Count of Sufficiency means:** Each class (elementary schools) or section (secondary schools) has verified sufficiency per subject matter.

Board District	Region	School Name	Class/Section Name	*Count of Number of classes/sections verifying sufficiency
5	E	SOUTH GATE MS	EXPLORATN SCI	1
5	E	SOUTH GATE MS	GEOGRAPHY FOR MS A	1
5	E	SOUTH GATE MS	H ACC CC ALG 1A	4
5	E	SOUTH GATE MS	H ACC CC MATH 7A	4
5	E	SOUTH GATE MS	H ENGLISH 6A	7
5	E	SOUTH GATE MS	H ENGLISH 7A	10
5	E	SOUTH GATE MS	H ENGLISH 8A	8
5	E	SOUTH GATE MS	H HGH ACC CC MATH 6/7A	3
5	E	SOUTH GATE MS	H HGH ACC CC MATH 8/ALG1A	2
5	E	SOUTH GATE MS	H INTEG SCIENCE 8A	9
5	E	SOUTH GATE MS	H INTEGR SCIENCE 6A	8
5	E	SOUTH GATE MS	H SPAN SP 1A	1
5	E	SOUTH GATE MS	H SPAN SP 2A	1
5	E	SOUTH GATE MS	H US HIST G&C A	8
5	E	SOUTH GATE MS	H WHG: ANC CIV A	7
5	E	SOUTH GATE MS	H WHG: MED/MOD A	9
5	E	SOUTH GATE MS	HEALTH JH	16
5	E	SOUTH GATE MS	INTEGR SCIENCE 6A	7
5	E	SOUTH GATE MS	INTEGR SCIENCE 8A	7
5	E	SOUTH GATE MS	INTRO PHYS COMPUTING A MS	3
5	E	SOUTH GATE MS	JOURNALS MS A	1
5	E	SOUTH GATE MS	MS INT NEW ELD A	2
5	E	SOUTH GATE MS	SCI/HLT AC 6A	2
5	E	SOUTH GATE MS	SCI/HLT AC 7	2
5	E	SOUTH GATE MS	SP LANG/CUL INTERM SP A	1
5	E	SOUTH GATE MS	SPEECH MS A	1
5	E	SOUTH GATE MS	US HIST G&C A	9

***Count of Sufficiency means:** Each class (elementary schools) or section (secondary schools) has verified sufficiency per subject matter.

Board District	Region	School Name	Class/Section Name	*Count of Number of classes/sections verifying sufficiency
5	E	SOUTH GATE MS	WHG: ANC CIV A	7
5	E	SOUTH GATE MS	WHG: MED/MOD A	6
5	E	SOUTH GATE SH	ACADEMIC ELD 3A	2
5	E	SOUTH GATE SH	ACADEMIC ELD 4A	1
5	E	SOUTH GATE SH	AMER HIS OF ROCK N ROLL	6
5	E	SOUTH GATE SH	AP BIO A	1
5	E	SOUTH GATE SH	AP CALCULUS A	2
5	E	SOUTH GATE SH	AP CALCULUS B	1
5	E	SOUTH GATE SH	AP ENG LANG A	2
5	E	SOUTH GATE SH	AP ENG LIT A	2
5	E	SOUTH GATE SH	AP GOVT & POL	1
5	E	SOUTH GATE SH	AP MICRO ECONO	1
5	E	SOUTH GATE SH	AP PSYCHOLOG A	1
5	E	SOUTH GATE SH	AP SPAN LIT A	1
5	E	SOUTH GATE SH	AP SPAN LNG A	2
5	E	SOUTH GATE SH	AP US HIST A	2
5	E	SOUTH GATE SH	AP WLD HIST A	2
5	E	SOUTH GATE SH	BIO:LIVING EARTH A EDGP	1
5	E	SOUTH GATE SH	BIO:LIVING EARTH B EDGP	1
5	E	SOUTH GATE SH	BIOLOGY:LIVING EARTH A	9
5	E	SOUTH GATE SH	CALLIGRAPHY A	2
5	E	SOUTH GATE SH	CC ALG 1 TUT LAB A	5
5	E	SOUTH GATE SH	CC ALG 2A EDGP	1
5	E	SOUTH GATE SH	CC ALG 2B EDGP	1
5	E	SOUTH GATE SH	CC ALGEBRA 1	20
5	E	SOUTH GATE SH	CC ALGEBRA 2A	18
5	E	SOUTH GATE SH	CC ENG 10A EDGP	1

***Count of Sufficiency means:** Each class (elementary schools) or section (secondary schools) has verified sufficiency per subject matter.

Board District	Region	School Name	Class/Section Name	*Count of Number of classes/sections verifying sufficiency
5	E	SOUTH GATE SH	CC ENG 10B EDGP	1
5	E	SOUTH GATE SH	CC ENG 11A EDGP	1
5	E	SOUTH GATE SH	CC ENG 11B EDGP	1
5	E	SOUTH GATE SH	CC ENG 9A EDGP	1
5	E	SOUTH GATE SH	CC ENG 9B EDGP	1
5	E	SOUTH GATE SH	CC GEOMETRY A	18
5	E	SOUTH GATE SH	CC YL ALGEBRA 1 EDGP	1
5	E	SOUTH GATE SH	CHEM IN EAR SYS A EDGP	1
5	E	SOUTH GATE SH	CHEM IN EAR SYS B EDGP	1
5	E	SOUTH GATE SH	CHEMISTRY:EARTH SYS A	12
5	E	SOUTH GATE SH	CONS MATH A	6
5	E	SOUTH GATE SH	CONSTITN LAW A	2
5	E	SOUTH GATE SH	CREAT WRIT	10
5	E	SOUTH GATE SH	ELD 1A	4
5	E	SOUTH GATE SH	ELD 2A	2
5	E	SOUTH GATE SH	ENGLISH 10A	13
5	E	SOUTH GATE SH	ENGLISH 9A	10
5	E	SOUTH GATE SH	ENV STU A	1
5	E	SOUTH GATE SH	ERWC A	13
5	E	SOUTH GATE SH	FORENSIC SC SH	3
5	E	SOUTH GATE SH	H ADV MATH A	2
5	E	SOUTH GATE SH	H BIOLOGY:LIVING EARTH A	8
5	E	SOUTH GATE SH	H CHEMISTRY:EARTH SYS A	9
5	E	SOUTH GATE SH	H CONTEMP COMP	6
5	E	SOUTH GATE SH	H ENGLISH 9A	2
5	E	SOUTH GATE SH	H INTRO FORENSIC SCI A	1
5	E	SOUTH GATE SH	H PHYSICS:THE UNIVERSE A	1

***Count of Sufficiency means:** Each class (elementary schools) or section (secondary schools) has verified sufficiency per subject matter.

Board District	Region	School Name	Class/Section Name	*Count of Number of classes/sections verifying sufficiency
5	E	SOUTH GATE SH	H PHYSIOLOGY A	1
5	E	SOUTH GATE SH	H PRIN AM DEMOCR	5
5	E	SOUTH GATE SH	H US HIST 20TH A	5
5	E	SOUTH GATE SH	H WHG: MOD WLD A	2
5	E	SOUTH GATE SH	HEALTH SH	8
5	E	SOUTH GATE SH	HUMANITIES A	5
5	E	SOUTH GATE SH	INT DATA SCI A	1
5	E	SOUTH GATE SH	INTRO PSYCH	4
5	E	SOUTH GATE SH	INTRO TO ETHNIC STUDIES	8
5	E	SOUTH GATE SH	JOURNALISM 1A	1
5	E	SOUTH GATE SH	JOURNALISM 2A	1
5	E	SOUTH GATE SH	L & L EL SH 2A	4
5	E	SOUTH GATE SH	L & L EL SH A	4
5	E	SOUTH GATE SH	MAND 1A	3
5	E	SOUTH GATE SH	MAND 2A	3
5	E	SOUTH GATE SH	MESA INTRO ENGIN A	1
5	E	SOUTH GATE SH	MEX AM STU	9
5	E	SOUTH GATE SH	MOV BD AWARE A	2
5	E	SOUTH GATE SH	PHYSICS:THE UNIVERSE A	2
5	E	SOUTH GATE SH	PHYSIOLOGY A	4
5	E	SOUTH GATE SH	PLTW BIOMED INNOV A	1
5	E	SOUTH GATE SH	PRE-AP ENGLISH 1 A	5
5	E	SOUTH GATE SH	PRE-AP ENGLISH 2 A	4
5	E	SOUTH GATE SH	PRE-AP GEOMETRY A	7
5	E	SOUTH GATE SH	PRE-AP WRLD HIS W GEO A	4
5	E	SOUTH GATE SH	PRECALC A	3
5	E	SOUTH GATE SH	PRIN AM DEMOCR	10

***Count of Sufficiency means:** Each class (elementary schools) or section (secondary schools) has verified sufficiency per subject matter.

Board District	Region	School Name	Class/Section Name	*Count of Number of classes/sections verifying sufficiency
5	E	SOUTH GATE SH	SPAN SP 1A	8
5	E	SOUTH GATE SH	SPAN SP 2A	4
5	E	SOUTH GATE SH	SPANISH 1A	10
5	E	SOUTH GATE SH	SPANISH 2A	10
5	E	SOUTH GATE SH	SPEECH A	1
5	E	SOUTH GATE SH	STAT & PROB A	1
5	E	SOUTH GATE SH	TC MATH STAT A	1
5	E	SOUTH GATE SH	US HIST 20TH A	11
5	E	SOUTH GATE SH	US HIST A EDGP	1
5	E	SOUTH GATE SH	US HIST B EDGP	1
5	E	SOUTH GATE SH	WHG M A EDGP	1
5	E	SOUTH GATE SH	WHG M B EDGP	1
5	E	SOUTH GATE SH	WHG: MOD WLD A	12
5	E	SOUTHEAST DREAMS MAG	ADV ELD MS 1A	2
5	E	SOUTHEAST DREAMS MAG	B READ MS A	3
5	E	SOUTHEAST DREAMS MAG	CC MATH 6 TUT LAB A	4
5	E	SOUTHEAST DREAMS MAG	CC MATH 6A	6
5	E	SOUTHEAST DREAMS MAG	CC MATH 7 TUT LAB A	3
5	E	SOUTHEAST DREAMS MAG	CC MATH 7A	5
5	E	SOUTHEAST DREAMS MAG	CC MATH 8A	5
5	E	SOUTHEAST DREAMS MAG	ENERGY & ENVIRONMENT	1
5	E	SOUTHEAST DREAMS MAG	ENGLISH 6A	6
5	E	SOUTHEAST DREAMS MAG	ENGLISH 7A	6
5	E	SOUTHEAST DREAMS MAG	ENGLISH 8A	6
5	E	SOUTHEAST DREAMS MAG	FRENCH 1A	3
5	E	SOUTHEAST DREAMS MAG	FRENCH 2A	2
5	E	SOUTHEAST DREAMS MAG	GEOGRAPHY FOR MS A	1

***Count of Sufficiency means:** Each class (elementary schools) or section (secondary schools) has verified sufficiency per subject matter.

Board District	Region	School Name	Class/Section Name	*Count of Number of classes/sections verifying sufficiency
5	E	SOUTHEAST DREAMS MAG	H ACC CC MATH 7A	1
5	E	SOUTHEAST DREAMS MAG	H ENGLISH 6A	6
5	E	SOUTHEAST DREAMS MAG	H ENGLISH 7A	6
5	E	SOUTHEAST DREAMS MAG	H ENGLISH 8A	6
5	E	SOUTHEAST DREAMS MAG	H HGH ACC CC MATH 8/ALG1A	1
5	E	SOUTHEAST DREAMS MAG	H INTEG SCIENCE 7	6
5	E	SOUTHEAST DREAMS MAG	H INTEG SCIENCE 8A	6
5	E	SOUTHEAST DREAMS MAG	H INTEGR SCIENCE 6A	6
5	E	SOUTHEAST DREAMS MAG	H US HIST G&C A	6
5	E	SOUTHEAST DREAMS MAG	H WHG: ANC CIV A	6
5	E	SOUTHEAST DREAMS MAG	H WHG: MED/MOD A	5
5	E	SOUTHEAST DREAMS MAG	INTEG SCIENCE 7	6
5	E	SOUTHEAST DREAMS MAG	INTEGR SCIENCE 6A	6
5	E	SOUTHEAST DREAMS MAG	INTEGR SCIENCE 8A	6
5	E	SOUTHEAST DREAMS MAG	L & L EL MS 1A	6
5	E	SOUTHEAST DREAMS MAG	L & L EL MS 2A	4
5	E	SOUTHEAST DREAMS MAG	US HIST G&C A	6
5	E	SOUTHEAST DREAMS MAG	WHG: ANC CIV A	6
5	E	SOUTHEAST DREAMS MAG	WHG: MED/MOD A	6
5	E	SOUTHEAST MS	ADV ELD MS 1A	4
5	E	SOUTHEAST MS	B READ MS A	5
5	E	SOUTHEAST MS	CC MATH 6 TUT LAB A	7
5	E	SOUTHEAST MS	CC MATH 6A	9
5	E	SOUTHEAST MS	CC MATH 7 TUT LAB A	2
5	E	SOUTHEAST MS	CC MATH 7A	11
5	E	SOUTHEAST MS	CC MATH 8 TUT LAB A	2
5	E	SOUTHEAST MS	CC MATH 8A	11

***Count of Sufficiency means:** Each class (elementary schools) or section (secondary schools) has verified sufficiency per subject matter.

Board District	Region	School Name	Class/Section Name	*Count of Number of classes/sections verifying sufficiency
5	E	SOUTHEAST MS	CREAT WRT MS A	2
5	E	SOUTHEAST MS	ELD 1A	2
5	E	SOUTHEAST MS	ELD 2A	2
5	E	SOUTHEAST MS	ELD MS 3A	1
5	E	SOUTHEAST MS	ELD MS 4A	1
5	E	SOUTHEAST MS	ENERGY & ENVIRONMENT	2
5	E	SOUTHEAST MS	ENG ALT CUR 6A	2
5	E	SOUTHEAST MS	ENG ALT CUR 7A	2
5	E	SOUTHEAST MS	ENG ALT CUR 8A	1
5	E	SOUTHEAST MS	ENGLISH 6A	9
5	E	SOUTHEAST MS	ENGLISH 7A	11
5	E	SOUTHEAST MS	ENGLISH 8A	11
5	E	SOUTHEAST MS	ETHN STUDIES-IDTY&CMTY	1
5	E	SOUTHEAST MS	EXPLORATN SCI	2
5	E	SOUTHEAST MS	GEOGRAPHY FOR MS A	4
5	E	SOUTHEAST MS	H ENGLISH 6A	4
5	E	SOUTHEAST MS	H ENGLISH 7A	7
5	E	SOUTHEAST MS	H ENGLISH 8A	10
5	E	SOUTHEAST MS	H INTEG SCIENCE 7	7
5	E	SOUTHEAST MS	H INTEG SCIENCE 8A	10
5	E	SOUTHEAST MS	H INTEGR SCIENCE 6A	4
5	E	SOUTHEAST MS	H US HIST G&C A	10
5	E	SOUTHEAST MS	H WHG: ANC CIV A	4
5	E	SOUTHEAST MS	H WHG: MED/MOD A	9
5	E	SOUTHEAST MS	INTEG SCIENCE 7	11
5	E	SOUTHEAST MS	INTEGR SCIENCE 6A	9
5	E	SOUTHEAST MS	INTEGR SCIENCE 8A	11

***Count of Sufficiency means:** Each class (elementary schools) or section (secondary schools) has verified sufficiency per subject matter.

Board District	Region	School Name	Class/Section Name	*Count of Number of classes/sections verifying sufficiency
5	E	SOUTHEAST MS	L & L EL MS 1A	7
5	E	SOUTHEAST MS	L & L EL MS 2A	5
5	E	SOUTHEAST MS	LAW YOUTH	2
5	E	SOUTHEAST MS	SCI/HLT AC 6A	2
5	E	SOUTHEAST MS	SCI/HLT AC 7	2
5	E	SOUTHEAST MS	SPANISH 1A	2
5	E	SOUTHEAST MS	US HIST G&C A	11
5	E	SOUTHEAST MS	WHG: ANC CIV A	9
5	E	SOUTHEAST MS	WHG: MED/MOD A	11
5	E	STANFORD AVE EL	Health	15
5	E	STANFORD AVE EL	History/Social Science	15
5	E	STANFORD AVE EL	Mathematics	15
5	E	STANFORD AVE EL	Reading/English Language Arts	15
5	E	STANFORD AVE EL	Science	15
5	E	STANFORD AVE EL DTS	Health	4
5	E	STANFORD AVE EL DTS	History/Social Science	4
5	E	STANFORD AVE EL DTS	Mathematics	4
5	E	STANFORD AVE EL DTS	Reading/English Language Arts	4
5	E	STANFORD AVE EL DTS	Science	4
5	E	STANFORD AVE PC	Health	7
5	E	STANFORD AVE PC	History/Social Science	7
5	E	STANFORD AVE PC	Mathematics	7
5	E	STANFORD AVE PC	Reading/English Language Arts	7
5	E	STANFORD AVE PC	Science	7
5	E	STANFORD AVE PC DTS	Health	1
5	E	STANFORD AVE PC DTS	History/Social Science	1
5	E	STANFORD AVE PC DTS	Mathematics	1

***Count of Sufficiency means:** Each class (elementary schools) or section (secondary schools) has verified sufficiency per subject matter.

Board District	Region	School Name	Class/Section Name	*Count of Number of classes/sections verifying sufficiency
5	E	STANFORD AVE PC DTS	Reading/English Language Arts	1
5	E	STANFORD AVE PC DTS	Science	1
5	E	STATE ST EL	Health	19
5	E	STATE ST EL	History/Social Science	19
5	E	STATE ST EL	Mathematics	19
5	E	STATE ST EL	Reading/English Language Arts	19
5	E	STATE ST EL	Science	19
5	E	STATE ST EL DTS	Health	6
5	E	STATE ST EL DTS	History/Social Science	6
5	E	STATE ST EL DTS	Mathematics	6
5	E	STATE ST EL DTS	Reading/English Language Arts	6
5	E	STATE ST EL DTS	Science	6
5	E	TOLAND WAY EL	Health	21
5	E	TOLAND WAY EL	History/Social Science	21
5	E	TOLAND WAY EL	Mathematics	21
5	E	TOLAND WAY EL	Reading/English Language Arts	21
5	E	TOLAND WAY EL	Science	21
5	E	TRINITY ST EL	Health	9
5	E	TRINITY ST EL	History/Social Science	9
5	E	TRINITY ST EL	Mathematics	9
5	E	TRINITY ST EL	Reading/English Language Arts	9
5	E	TRINITY ST EL	Science	9
5	E	TRINITY ST EL DTS	Health	4
5	E	TRINITY ST EL DTS	History/Social Science	4
5	E	TRINITY ST EL DTS	Mathematics	4
5	E	TRINITY ST EL DTS	Reading/English Language Arts	4
5	E	TRINITY ST EL DTS	Science	4

***Count of Sufficiency means:** Each class (elementary schools) or section (secondary schools) has verified sufficiency per subject matter.

Board District	Region	School Name	Class/Section Name	*Count of Number of classes/sections verifying sufficiency
5	E	TWEEDY EL	Health	28
5	E	TWEEDY EL	History/Social Science	28
5	E	TWEEDY EL	Mathematics	28
5	E	TWEEDY EL	Reading/English Language Arts	28
5	E	TWEEDY EL	Science	28
5	E	TWEEDY EL DTS	Health	5
5	E	TWEEDY EL DTS	History/Social Science	5
5	E	TWEEDY EL DTS	Mathematics	5
5	E	TWEEDY EL DTS	Reading/English Language Arts	5
5	E	TWEEDY EL DTS	Science	5
5	E	VERNON CITY EL	Health	9
5	E	VERNON CITY EL	History/Social Science	9
5	E	VERNON CITY EL	Mathematics	9
5	E	VERNON CITY EL	Reading/English Language Arts	9
5	E	VERNON CITY EL	Science	9
5	E	VICTORIA AVE EL	Health	17
5	E	VICTORIA AVE EL	History/Social Science	17
5	E	VICTORIA AVE EL	Mathematics	17
5	E	VICTORIA AVE EL	Reading/English Language Arts	17
5	E	VICTORIA AVE EL	Science	17
5	E	WADSWORTH AVE EL	Health	34
5	E	WADSWORTH AVE EL	History/Social Science	34
5	E	WADSWORTH AVE EL	Mathematics	34
5	E	WADSWORTH AVE EL	Reading/English Language Arts	34
5	E	WADSWORTH AVE EL	Science	34
5	E	WALNUT PARK EL	Health	20
5	E	WALNUT PARK EL	History/Social Science	20

***Count of Sufficiency means:** Each class (elementary schools) or section (secondary schools) has verified sufficiency per subject matter.

Board District	Region	School Name	Class/Section Name	*Count of Number of classes/sections verifying sufficiency
5	E	WALNUT PARK EL	Mathematics	20
5	E	WALNUT PARK EL	Reading/English Language Arts	20
5	E	WALNUT PARK EL	Science	20
5	E	WALNUT PARK MS SJ/SL	ADV ELD MS 1A	2
5	E	WALNUT PARK MS SJ/SL	CC MATH 6A	4
5	E	WALNUT PARK MS SJ/SL	CC MATH 7A	5
5	E	WALNUT PARK MS SJ/SL	CC MATH 8A	5
5	E	WALNUT PARK MS SJ/SL	ELD 1A	2
5	E	WALNUT PARK MS SJ/SL	ELD 2A	1
5	E	WALNUT PARK MS SJ/SL	ENG ALT CUR 6A	1
5	E	WALNUT PARK MS SJ/SL	ENG ALT CUR 7A	1
5	E	WALNUT PARK MS SJ/SL	ENG ALT CUR 8A	1
5	E	WALNUT PARK MS SJ/SL	ENGLISH 6A	3
5	E	WALNUT PARK MS SJ/SL	ENGLISH 7A	3
5	E	WALNUT PARK MS SJ/SL	ENGLISH 8A	3
5	E	WALNUT PARK MS SJ/SL	H ENGLISH 6A	1
5	E	WALNUT PARK MS SJ/SL	H ENGLISH 7A	2
5	E	WALNUT PARK MS SJ/SL	H ENGLISH 8A	2
5	E	WALNUT PARK MS SJ/SL	H INTEG SCIENCE 7	2
5	E	WALNUT PARK MS SJ/SL	H INTEG SCIENCE 8A	2
5	E	WALNUT PARK MS SJ/SL	H INTEGR SCIENCE 6A	1
5	E	WALNUT PARK MS SJ/SL	H US HIST G&C A	2
5	E	WALNUT PARK MS SJ/SL	H WHG: ANC CIV A	1
5	E	WALNUT PARK MS SJ/SL	H WHG: MED/MOD A	2
5	E	WALNUT PARK MS SJ/SL	INTEG SCIENCE 7	3
5	E	WALNUT PARK MS SJ/SL	INTEGR SCIENCE 6A	3
5	E	WALNUT PARK MS SJ/SL	INTEGR SCIENCE 8A	3

***Count of Sufficiency means:** Each class (elementary schools) or section (secondary schools) has verified sufficiency per subject matter.

Board District	Region	School Name	Class/Section Name	*Count of Number of classes/sections verifying sufficiency
5	E	WALNUT PARK MS SJ/SL	SCI/HLT AC 6A	1
5	E	WALNUT PARK MS SJ/SL	SCI/HLT AC 7	1
5	E	WALNUT PARK MS SJ/SL	US HIST G&C A	3
5	E	WALNUT PARK MS SJ/SL	WHG: ANC CIV A	3
5	E	WALNUT PARK MS SJ/SL	WHG: MED/MOD A	3
5	E	WALNUT PARK MS STEM	ADV ELD MS 1A	1
5	E	WALNUT PARK MS STEM	ADV ELD MS 2A	2
5	E	WALNUT PARK MS STEM	CC MATH 6 TUT LAB A	1
5	E	WALNUT PARK MS STEM	CC MATH 6A	4
5	E	WALNUT PARK MS STEM	CC MATH 7 TUT LAB A	1
5	E	WALNUT PARK MS STEM	CC MATH 7A	4
5	E	WALNUT PARK MS STEM	CC MATH 8A	4
5	E	WALNUT PARK MS STEM	CREAT WRT MS A	1
5	E	WALNUT PARK MS STEM	DEV ELS MS A	2
5	E	WALNUT PARK MS STEM	DEV READ MS A	2
5	E	WALNUT PARK MS STEM	ELD MS 3A	1
5	E	WALNUT PARK MS STEM	ELD MS 4A	2
5	E	WALNUT PARK MS STEM	ENGLISH 6A	3
5	E	WALNUT PARK MS STEM	ENGLISH 7A	4
5	E	WALNUT PARK MS STEM	ENGLISH 8A	3
5	E	WALNUT PARK MS STEM	H ACC CC ALG 1A	1
5	E	WALNUT PARK MS STEM	H ACC CC MATH 7A	1
5	E	WALNUT PARK MS STEM	H ENGLISH 6A	1
5	E	WALNUT PARK MS STEM	H ENGLISH 7A	1
5	E	WALNUT PARK MS STEM	H ENGLISH 8A	1
5	E	WALNUT PARK MS STEM	H INTEG SCIENCE 7	1
5	E	WALNUT PARK MS STEM	H INTEG SCIENCE 8A	1

***Count of Sufficiency means:** Each class (elementary schools) or section (secondary schools) has verified sufficiency per subject matter.

Board District	Region	School Name	Class/Section Name	*Count of Number of classes/sections verifying sufficiency
5	E	WALNUT PARK MS STEM	H INTEGR SCIENCE 6A	1
5	E	WALNUT PARK MS STEM	H US HIST G&C A	1
5	E	WALNUT PARK MS STEM	H WHG: ANC CIV A	1
5	E	WALNUT PARK MS STEM	H WHG: MED/MOD A	1
5	E	WALNUT PARK MS STEM	INTEG SCIENCE 7	4
5	E	WALNUT PARK MS STEM	INTEGR SCIENCE 6A	3
5	E	WALNUT PARK MS STEM	INTEGR SCIENCE 8A	3
5	E	WALNUT PARK MS STEM	INTRO PHYS COMPUTING A MS	1
5	E	WALNUT PARK MS STEM	JOURNALS MS A	1
5	E	WALNUT PARK MS STEM	LAW YOUTH	1
5	E	WALNUT PARK MS STEM	US HIST G&C A	3
5	E	WALNUT PARK MS STEM	WHG: ANC CIV A	3
5	E	WALNUT PARK MS STEM	WHG: MED/MOD A	4
5	E	WALNUT PRK EL DTS	Health	6
5	E	WALNUT PRK EL DTS	History/Social Science	6
5	E	WALNUT PRK EL DTS	Mathematics	6
5	E	WALNUT PRK EL DTS	Reading/English Language Arts	6
5	E	WALNUT PRK EL DTS	Science	6
5	E	WEST VERNON AVE EL	Health	30
5	E	WEST VERNON AVE EL	History/Social Science	30
5	E	WEST VERNON AVE EL	Mathematics	30
5	E	WEST VERNON AVE EL	Reading/English Language Arts	30
5	E	WEST VERNON AVE EL	Science	30
5	E	WILLOW EL	Health	11
5	E	WILLOW EL	History/Social Science	11
5	E	WILLOW EL	Mathematics	11
5	E	WILLOW EL	Reading/English Language Arts	11

***Count of Sufficiency means:** Each class (elementary schools) or section (secondary schools) has verified sufficiency per subject matter.

Board District	Region	School Name	Class/Section Name	*Count of Number of classes/sections verifying sufficiency
5	E	WILLOW EL	Science	11
5	E	WILLOW EL DTS	Health	12
5	E	WILLOW EL DTS	History/Social Science	12
5	E	WILLOW EL DTS	Mathematics	12
5	E	WILLOW EL DTS	Reading/English Language Arts	12
5	E	WILLOW EL DTS	Science	12
5	E	WOODLAWN AVE EL	Health	24
5	E	WOODLAWN AVE EL	History/Social Science	24
5	E	WOODLAWN AVE EL	Mathematics	24
5	E	WOODLAWN AVE EL	Reading/English Language Arts	24
5	E	WOODLAWN AVE EL	Science	24
5	E	WOODLAWN AVE EL DTS	Health	12
5	E	WOODLAWN AVE EL DTS	History/Social Science	12
5	E	WOODLAWN AVE EL DTS	Mathematics	12
5	E	WOODLAWN AVE EL DTS	Reading/English Language Arts	12
5	E	WOODLAWN AVE EL DTS	Science	12
5	S	NORWOOD ST EL	Health	27
5	S	NORWOOD ST EL	History/Social Science	27
5	S	NORWOOD ST EL	Mathematics	27
5	S	NORWOOD ST EL	Reading/English Language Arts	27
5	S	NORWOOD ST EL	Science	27
5	W	ALLESANDRO EL	Health	8
5	W	ALLESANDRO EL	History/Social Science	8
5	W	ALLESANDRO EL	Mathematics	8
5	W	ALLESANDRO EL	Reading/English Language Arts	8
5	W	ALLESANDRO EL	Science	8
5	W	ALLESANDRO EL ES MAG	Health	7

***Count of Sufficiency means:** Each class (elementary schools) or section (secondary schools) has verified sufficiency per subject matter.

Board District	Region	School Name	Class/Section Name	*Count of Number of classes/sections verifying sufficiency
5	W	ALLESANDRO EL ES MAG	History/Social Science	7
5	W	ALLESANDRO EL ES MAG	Mathematics	7
5	W	ALLESANDRO EL ES MAG	Reading/English Language Arts	7
5	W	ALLESANDRO EL ES MAG	Science	7
5	W	ATWATER AVE EL	Health	23
5	W	ATWATER AVE EL	History/Social Science	23
5	W	ATWATER AVE EL	Mathematics	23
5	W	ATWATER AVE EL	Reading/English Language Arts	23
5	W	ATWATER AVE EL	Science	23
5	W	ATWATER AVE EL DTS	Health	9
5	W	ATWATER AVE EL DTS	History/Social Science	9
5	W	ATWATER AVE EL DTS	Mathematics	9
5	W	ATWATER AVE EL DTS	Reading/English Language Arts	9
5	W	ATWATER AVE EL DTS	Science	9
5	W	BERENDO MS	CC MATH 6 TUT LAB A	7
5	W	BERENDO MS	CC MATH 6A	7
5	W	BERENDO MS	CC MATH 7 TUT LAB A	8
5	W	BERENDO MS	CC MATH 7A	7
5	W	BERENDO MS	CC MATH 8 TUT LAB A	8
5	W	BERENDO MS	CC MATH 8A	7
5	W	BERENDO MS	DEV ELS MS A	2
5	W	BERENDO MS	DEV READ MS A	2
5	W	BERENDO MS	ELD 1A	2
5	W	BERENDO MS	ELD 2A	2
5	W	BERENDO MS	ELD MS 3A	1
5	W	BERENDO MS	ELD MS 4A	1
5	W	BERENDO MS	ENG ALT CUR 6A	2

***Count of Sufficiency means:** Each class (elementary schools) or section (secondary schools) has verified sufficiency per subject matter.

Board District	Region	School Name	Class/Section Name	*Count of Number of classes/sections verifying sufficiency
5	W	BERENDO MS	ENG ALT CUR 7A	1
5	W	BERENDO MS	ENG ALT CUR 8A	1
5	W	BERENDO MS	ENGLISH 6A	8
5	W	BERENDO MS	ENGLISH 7A	8
5	W	BERENDO MS	ENGLISH 8A	8
5	W	BERENDO MS	H ACC CC MATH 7A	1
5	W	BERENDO MS	H HGH ACC CC MATH 8/ALG1A	1
5	W	BERENDO MS	HEALTH JH	8
5	W	BERENDO MS	HUMANIT MS A	2
5	W	BERENDO MS	INTEGR SCIENCE 6A	7
5	W	BERENDO MS	INTEGR SCIENCE 8A	8
5	W	BERENDO MS	INTRO SPANISH	1
5	W	BERENDO MS	L & L EL MS 1A	2
5	W	BERENDO MS	L & L EL MS 2A	3
5	W	BERENDO MS	LANG SKLS MS A	2
5	W	BERENDO MS	LIT SUCCESS 1A	1
5	W	BERENDO MS	LIT SUCCESS 2A	2
5	W	BERENDO MS	SCI/HLT AC 6A	2
5	W	BERENDO MS	SPAN SP 1A	3
5	W	BERENDO MS	SPAN SP 2A	1
5	W	BERENDO MS	SPANISH 2A	1
5	W	BERENDO MS	US HIST G&C A	8
5	W	BERENDO MS	WHG: ANC CIV A	8
5	W	BERENDO MS	WHG: MED/MOD A	8
5	W	BERNSTEIN SH	ACADEMIC ELD 3A	2
5	W	BERNSTEIN SH	ACADEMIC ELD 4A	2
5	W	BERNSTEIN SH	ADV ELD SH 2A	2

***Count of Sufficiency means:** Each class (elementary schools) or section (secondary schools) has verified sufficiency per subject matter.

Board District	Region	School Name	Class/Section Name	*Count of Number of classes/sections verifying sufficiency
5	W	BERNSTEIN SH	ADV ELD SH A	1
5	W	BERNSTEIN SH	AM LIT COMP	3
5	W	BERNSTEIN SH	AM SIGN LNG 1A	1
5	W	BERNSTEIN SH	AP CALCULUS A	1
5	W	BERNSTEIN SH	AP CALCULUS B	1
5	W	BERNSTEIN SH	AP ENG LANG A	1
5	W	BERNSTEIN SH	AP ENG LIT A	1
5	W	BERNSTEIN SH	AP GOVT & POL	1
5	W	BERNSTEIN SH	AP PRE-CALC A	1
5	W	BERNSTEIN SH	AP SPAN LNG A	1
5	W	BERNSTEIN SH	AP US HIST A	1
5	W	BERNSTEIN SH	BIOLOGY:LIVING EARTH A	6
5	W	BERNSTEIN SH	CC ALG 1 TUT LAB A	4
5	W	BERNSTEIN SH	CC ALGEBRA 1	6
5	W	BERNSTEIN SH	CC ALGEBRA 2A	5
5	W	BERNSTEIN SH	CC GEOM TUT LAB A	2
5	W	BERNSTEIN SH	CC GEOMETRY A	8
5	W	BERNSTEIN SH	CHEMISTRY:EARTH SYS A	6
5	W	BERNSTEIN SH	DEV ELS SH A	4
5	W	BERNSTEIN SH	DEV MATH SH A	4
5	W	BERNSTEIN SH	DEV READ HS A	4
5	W	BERNSTEIN SH	DL SPAN FILM & LITERATURE	2
5	W	BERNSTEIN SH	ELD 1A	6
5	W	BERNSTEIN SH	ELD 2A	6
5	W	BERNSTEIN SH	ENGLISH 10A	6
5	W	BERNSTEIN SH	ENGLISH 9A	5
5	W	BERNSTEIN SH	ENV STU A	3

***Count of Sufficiency means:** Each class (elementary schools) or section (secondary schools) has verified sufficiency per subject matter.

Board District	Region	School Name	Class/Section Name	*Count of Number of classes/sections verifying sufficiency
5	W	BERNSTEIN SH	EXPOS COMP	3
5	W	BERNSTEIN SH	GEOG A	2
5	W	BERNSTEIN SH	H ADV COMP	2
5	W	BERNSTEIN SH	H AM LIT COMP	2
5	W	BERNSTEIN SH	H BIOLOGY:LIVING EARTH A	3
5	W	BERNSTEIN SH	H CC ALGEBRA 1	3
5	W	BERNSTEIN SH	H CC ALGEBRA 2A	2
5	W	BERNSTEIN SH	H CC GEOMETRY A	3
5	W	BERNSTEIN SH	H CHEMISTRY:EARTH SYS A	3
5	W	BERNSTEIN SH	H ENGLISH 10A	3
5	W	BERNSTEIN SH	H ENGLISH 9A	3
5	W	BERNSTEIN SH	H INTRO FORENSIC SCI A	2
5	W	BERNSTEIN SH	H PRIN AM DEMOCR	2
5	W	BERNSTEIN SH	H TECH SCR WRI & AN:F FIL	5
5	W	BERNSTEIN SH	H TECH SCR WRIT & AN:TV A	2
5	W	BERNSTEIN SH	H US HIST 20TH A	2
5	W	BERNSTEIN SH	H WHG: MOD WLD A	3
5	W	BERNSTEIN SH	HEALTH SH	2
5	W	BERNSTEIN SH	ID EXPOR THR ETH STU	1
5	W	BERNSTEIN SH	INTERACTIONS A	1
5	W	BERNSTEIN SH	INTRO PSYCH	1
5	W	BERNSTEIN SH	INTRO TO ETHNIC STUDIES	4
5	W	BERNSTEIN SH	JOURNALISM 2A	2
5	W	BERNSTEIN SH	L & L EL SH 2A	2
5	W	BERNSTEIN SH	L & L EL SH A	2
5	W	BERNSTEIN SH	MAND 1A	2
5	W	BERNSTEIN SH	MAND 2A	2

***Count of Sufficiency means:** Each class (elementary schools) or section (secondary schools) has verified sufficiency per subject matter.

Board District	Region	School Name	Class/Section Name	*Count of Number of classes/sections verifying sufficiency
5	W	BERNSTEIN SH	PHYSICS:THE UNIVERSE A	1
5	W	BERNSTEIN SH	PRIN AM DEMOCR	4
5	W	BERNSTEIN SH	SPAN SP 1A	5
5	W	BERNSTEIN SH	SPAN SP 2A	1
5	W	BERNSTEIN SH	SPANISH 1A	2
5	W	BERNSTEIN SH	SPANISH 2A	2
5	W	BERNSTEIN SH	STAT & PROB A	1
5	W	BERNSTEIN SH	STRATGC LIT 1A	1
5	W	BERNSTEIN SH	US HIST 20TH A	5
5	W	BERNSTEIN SH	WHG: MOD WLD A	7
5	W	BERNSTEIN SH	WRIT COMM SH A	2
5	W	BERNSTEIN SH STEM	ACADEMIC ELD 3A	1
5	W	BERNSTEIN SH STEM	ACADEMIC ELD 4A	1
5	W	BERNSTEIN SH STEM	ADV ELD SH 2A	1
5	W	BERNSTEIN SH STEM	ADV ELD SH A	1
5	W	BERNSTEIN SH STEM	AP BIO A	1
5	W	BERNSTEIN SH STEM	AP CALCULUS A	1
5	W	BERNSTEIN SH STEM	AP COMP SCI PRIN A CTE	1
5	W	BERNSTEIN SH STEM	AP ENG LIT A	1
5	W	BERNSTEIN SH STEM	AP ENV SCI A	1
5	W	BERNSTEIN SH STEM	AP PHY:C MEC A	1
5	W	BERNSTEIN SH STEM	AP STATISTICS A	1
5	W	BERNSTEIN SH STEM	AP WLD HIST A	1
5	W	BERNSTEIN SH STEM	BIOLOGY:LIVING EARTH A	6
5	W	BERNSTEIN SH STEM	CC ALGEBRA 1	8
5	W	BERNSTEIN SH STEM	CC ALGEBRA 2A	6
5	W	BERNSTEIN SH STEM	CC GEOMETRY A	7

***Count of Sufficiency means:** Each class (elementary schools) or section (secondary schools) has verified sufficiency per subject matter.

Board District	Region	School Name	Class/Section Name	*Count of Number of classes/sections verifying sufficiency
5	W	BERNSTEIN SH STEM	CHEMISTRY:EARTH SYS A	7
5	W	BERNSTEIN SH STEM	DEV ELS SH A	3
5	W	BERNSTEIN SH STEM	DEV MATH SH A	1
5	W	BERNSTEIN SH STEM	DEV READ HS A	5
5	W	BERNSTEIN SH STEM	ENGINEERING DEV A	3
5	W	BERNSTEIN SH STEM	ENGLISH 10A	8
5	W	BERNSTEIN SH STEM	ENGLISH 9A	8
5	W	BERNSTEIN SH STEM	ERWC A	6
5	W	BERNSTEIN SH STEM	H ENG DES/DEV A	3
5	W	BERNSTEIN SH STEM	H PRN ENGINEER A	3
5	W	BERNSTEIN SH STEM	INT DESIGN A	3
5	W	BERNSTEIN SH STEM	MEX AM LIT	1
5	W	BERNSTEIN SH STEM	PHYSICS:THE UNIVERSE A	5
5	W	BERNSTEIN SH STEM	PRECALC A	4
5	W	BERNSTEIN SH STEM	PRIN AM DEMOCR	6
5	W	BERNSTEIN SH STEM	SPAN SP 1A	4
5	W	BERNSTEIN SH STEM	SPAN SP 2A	3
5	W	BERNSTEIN SH STEM	SPANISH 1A	2
5	W	BERNSTEIN SH STEM	SPANISH 2A	2
5	W	BERNSTEIN SH STEM	TC MATH STAT A	2
5	W	BERNSTEIN SH STEM	US HIST 20TH A	6
5	W	BERNSTEIN SH STEM	WHG: MOD WLD A	5
5	W	CAHUENGA EL	Health	12
5	W	CAHUENGA EL	History/Social Science	12
5	W	CAHUENGA EL	Mathematics	12
5	W	CAHUENGA EL	Reading/English Language Arts	12
5	W	CAHUENGA EL	Science	12

***Count of Sufficiency means:** Each class (elementary schools) or section (secondary schools) has verified sufficiency per subject matter.

Board District	Region	School Name	Class/Section Name	*Count of Number of classes/sections verifying sufficiency
5	W	CAHUENGA EL DOS	Health	6
5	W	CAHUENGA EL DOS	History/Social Science	6
5	W	CAHUENGA EL DOS	Mathematics	6
5	W	CAHUENGA EL DOS	Reading/English Language Arts	6
5	W	CAHUENGA EL DOS	Science	6
5	W	CAHUENGA EL DTK	Health	6
5	W	CAHUENGA EL DTK	History/Social Science	6
5	W	CAHUENGA EL DTK	Mathematics	6
5	W	CAHUENGA EL DTK	Reading/English Language Arts	6
5	W	CAHUENGA EL DTK	Science	6
5	W	CDS ALONZO	ACADEMIC ELD 3A	1
5	W	CDS ALONZO	ADV ELD SH 2A	1
5	W	CDS ALONZO	AM LIT COMP	2
5	W	CDS ALONZO	BIOLOGY:LIVING EARTH A	2
5	W	CDS ALONZO	BIOLOGY:LIVING EARTH B	2
5	W	CDS ALONZO	CC ALG 2 TUT LAB A	3
5	W	CDS ALONZO	CC ALGEBRA 1	2
5	W	CDS ALONZO	CC ALGEBRA 2A	1
5	W	CDS ALONZO	CC ALGEBRA 2B	1
5	W	CDS ALONZO	CC GEOMETRY A	2
5	W	CDS ALONZO	CC GEOMETRY B	2
5	W	CDS ALONZO	CC MATH 8A	1
5	W	CDS ALONZO	CHEMISTRY:EARTH SYS A	1
5	W	CDS ALONZO	CHEMISTRY:EARTH SYS B	1
5	W	CDS ALONZO	ECONOMICS	4
5	W	CDS ALONZO	ENGLISH 10A	4
5	W	CDS ALONZO	ENGLISH 10B	3

***Count of Sufficiency means:** Each class (elementary schools) or section (secondary schools) has verified sufficiency per subject matter.

Board District	Region	School Name	Class/Section Name	*Count of Number of classes/sections verifying sufficiency
5	W	CDS ALONZO	ENGLISH 8A	1
5	W	CDS ALONZO	ENGLISH 9A	4
5	W	CDS ALONZO	ENGLISH 9B	4
5	W	CDS ALONZO	ETHN STUDIES-IDTY&CMTY	1
5	W	CDS ALONZO	EXPOS COMP	2
5	W	CDS ALONZO	HEALTH SH	4
5	W	CDS ALONZO	INTEGR SCIENCE 8A	1
5	W	CDS ALONZO	INTERACTIONS A	2
5	W	CDS ALONZO	INTERACTIONS B	2
5	W	CDS ALONZO	INTRO TO ETHNIC STUDIES	1
5	W	CDS ALONZO	MEX AM LIT	1
5	W	CDS ALONZO	PRECALC A	1
5	W	CDS ALONZO	PRIN AM DEMOCR	5
5	W	CDS ALONZO	SCI FI LIT	1
5	W	CDS ALONZO	SPANISH 1A EDGL	2
5	W	CDS ALONZO	SPANISH 1B EDGL	2
5	W	CDS ALONZO	SPANISH 2A EDGL	2
5	W	CDS ALONZO	SPANISH 2B EDGL	2
5	W	CDS ALONZO	SPANISH 3A EDGL	1
5	W	CDS ALONZO	SPANISH 3B EDGL	1
5	W	CDS ALONZO	US HIST 20TH A	5
5	W	CDS ALONZO	US HIST 20TH B	4
5	W	CDS ALONZO	US HIST G&C A	1
5	W	CDS ALONZO	WHG: MOD WLD A	5
5	W	CDS ALONZO	WHG: MOD WLD B	4
5	W	CDS ALONZO	WRIT SEMINAR A	1
5	W	CHEREMOYA AVE EL	Health	7

***Count of Sufficiency means:** Each class (elementary schools) or section (secondary schools) has verified sufficiency per subject matter.

Board District	Region	School Name	Class/Section Name	*Count of Number of classes/sections verifying sufficiency
5	W	CHEREMOYA AVE EL	History/Social Science	7
5	W	CHEREMOYA AVE EL	Mathematics	7
5	W	CHEREMOYA AVE EL	Reading/English Language Arts	7
5	W	CHEREMOYA AVE EL	Science	7
5	W	CLIFFORD ST M/T MAG	Health	7
5	W	CLIFFORD ST M/T MAG	History/Social Science	7
5	W	CLIFFORD ST M/T MAG	Mathematics	7
5	W	CLIFFORD ST M/T MAG	Reading/English Language Arts	7
5	W	CLIFFORD ST M/T MAG	Science	7
5	W	DORRIS PLACE EL	Health	12
5	W	DORRIS PLACE EL	History/Social Science	12
5	W	DORRIS PLACE EL	Mathematics	12
5	W	DORRIS PLACE EL	Reading/English Language Arts	12
5	W	DORRIS PLACE EL	Science	12
5	W	ELYSIAN HTS ARTS MAG	Health	18
5	W	ELYSIAN HTS ARTS MAG	History/Social Science	18
5	W	ELYSIAN HTS ARTS MAG	Mathematics	18
5	W	ELYSIAN HTS ARTS MAG	Reading/English Language Arts	18
5	W	ELYSIAN HTS ARTS MAG	Science	18
5	W	FLETCHER DR EL	Health	7
5	W	FLETCHER DR EL	History/Social Science	7
5	W	FLETCHER DR EL	Mathematics	7
5	W	FLETCHER DR EL	Reading/English Language Arts	7
5	W	FLETCHER DR EL	Science	7
5	W	FLETCHER DR STEAM MG	Health	5
5	W	FLETCHER DR STEAM MG	History/Social Science	5
5	W	FLETCHER DR STEAM MG	Mathematics	5

***Count of Sufficiency means:** Each class (elementary schools) or section (secondary schools) has verified sufficiency per subject matter.

Board District	Region	School Name	Class/Section Name	*Count of Number of classes/sections verifying sufficiency
5	W	FLETCHER DR STEAM MG	Reading/English Language Arts	5
5	W	FLETCHER DR STEAM MG	Science	5
5	W	GLASSELL PK STEAM MAG	Health	14
5	W	GLASSELL PK STEAM MAG	History/Social Science	14
5	W	GLASSELL PK STEAM MAG	Mathematics	14
5	W	GLASSELL PK STEAM MAG	Reading/English Language Arts	14
5	W	GLASSELL PK STEAM MAG	Science	14
5	W	GLENFELIZ BLVD EL	Health	12
5	W	GLENFELIZ BLVD EL	History/Social Science	12
5	W	GLENFELIZ BLVD EL	Mathematics	12
5	W	GLENFELIZ BLVD EL	Reading/English Language Arts	12
5	W	GLENFELIZ BLVD EL	Science	12
5	W	GRANT EL	Health	27
5	W	GRANT EL	History/Social Science	27
5	W	GRANT EL	Mathematics	27
5	W	GRANT EL	Reading/English Language Arts	27
5	W	GRANT EL	Science	27
5	W	GRANT EL DTR	Health	3
5	W	GRANT EL DTR	History/Social Science	3
5	W	GRANT EL DTR	Mathematics	3
5	W	GRANT EL DTR	Reading/English Language Arts	3
5	W	GRANT EL DTR	Science	3
5	W	HARVARD EL	Health	15
5	W	HARVARD EL	History/Social Science	15
5	W	HARVARD EL	Mathematics	15
5	W	HARVARD EL	Reading/English Language Arts	15
5	W	HARVARD EL	Science	15

***Count of Sufficiency means:** Each class (elementary schools) or section (secondary schools) has verified sufficiency per subject matter.

Board District	Region	School Name	Class/Section Name	*Count of Number of classes/sections verifying sufficiency
5	W	HARVARD EL DTS	Health	6
5	W	HARVARD EL DTS	History/Social Science	6
5	W	HARVARD EL DTS	Mathematics	6
5	W	HARVARD EL DTS	Reading/English Language Arts	6
5	W	HARVARD EL DTS	Science	6
5	W	HOBART BLVD DTS	Health	5
5	W	HOBART BLVD DTS	History/Social Science	5
5	W	HOBART BLVD DTS	Mathematics	5
5	W	HOBART BLVD DTS	Reading/English Language Arts	5
5	W	HOBART BLVD DTS	Science	5
5	W	HOBART BLVD EL	Health	25
5	W	HOBART BLVD EL	History/Social Science	25
5	W	HOBART BLVD EL	Mathematics	25
5	W	HOBART BLVD EL	Reading/English Language Arts	25
5	W	HOBART BLVD EL	Science	25
5	W	HOLLYWOOD EL	Health	16
5	W	HOLLYWOOD EL	History/Social Science	16
5	W	HOLLYWOOD EL	Mathematics	16
5	W	HOLLYWOOD EL	Reading/English Language Arts	16
5	W	HOLLYWOOD EL	Science	16
5	W	HOOVER ST EL	Health	31
5	W	HOOVER ST EL	History/Social Science	31
5	W	HOOVER ST EL	Mathematics	31
5	W	HOOVER ST EL	Reading/English Language Arts	31
5	W	HOOVER ST EL	Science	31
5	W	IRVING MS MME MAG	ADV ELD MS 1A	1
5	W	IRVING MS MME MAG	BRILLE MS A	3

***Count of Sufficiency means:** Each class (elementary schools) or section (secondary schools) has verified sufficiency per subject matter.

Board District	Region	School Name	Class/Section Name	*Count of Number of classes/sections verifying sufficiency
5	W	IRVING MS MME MAG	CC MATH 6 TUT LAB A	11
5	W	IRVING MS MME MAG	CC MATH 6A	12
5	W	IRVING MS MME MAG	CC MATH 7 TUT LAB A	11
5	W	IRVING MS MME MAG	CC MATH 7A	2
5	W	IRVING MS MME MAG	CC MATH 8 TUT LAB A	9
5	W	IRVING MS MME MAG	CC MATH 8A	1
5	W	IRVING MS MME MAG	DEV READ MS A	6
5	W	IRVING MS MME MAG	ELD 1A	2
5	W	IRVING MS MME MAG	ELD 2A	2
5	W	IRVING MS MME MAG	ELD MS 3A	1
5	W	IRVING MS MME MAG	ELD MS 4A	1
5	W	IRVING MS MME MAG	ENG ALT CUR 6A	1
5	W	IRVING MS MME MAG	ENG ALT CUR 7A	2
5	W	IRVING MS MME MAG	ENG ALT CUR 8A	2
5	W	IRVING MS MME MAG	ENGLISH 6A	8
5	W	IRVING MS MME MAG	ENGLISH 7A	2
5	W	IRVING MS MME MAG	ENGLISH 8A	1
5	W	IRVING MS MME MAG	EXPL RACE CHALNG A	2
5	W	IRVING MS MME MAG	EXPLORATN SCI	2
5	W	IRVING MS MME MAG	FLIGHT & SPACE	6
5	W	IRVING MS MME MAG	H ACC CC ALG 1A	9
5	W	IRVING MS MME MAG	H ACC CC MATH 7A	11
5	W	IRVING MS MME MAG	H ENGLISH 6A	4
5	W	IRVING MS MME MAG	H ENGLISH 7A	11
5	W	IRVING MS MME MAG	H ENGLISH 8A	9
5	W	IRVING MS MME MAG	H INTEG SCIENCE 8A	9
5	W	IRVING MS MME MAG	H INTEGR SCIENCE 6A	4

***Count of Sufficiency means:** Each class (elementary schools) or section (secondary schools) has verified sufficiency per subject matter.

Board District	Region	School Name	Class/Section Name	*Count of Number of classes/sections verifying sufficiency
5	W	IRVING MS MME MAG	H US HIST G&C A	9
5	W	IRVING MS MME MAG	H WHG: ANC CIV A	4
5	W	IRVING MS MME MAG	H WHG: MED/MOD A	11
5	W	IRVING MS MME MAG	HEALTH JH	12
5	W	IRVING MS MME MAG	INTEGR SCIENCE 6A	8
5	W	IRVING MS MME MAG	INTEGR SCIENCE 8A	1
5	W	IRVING MS MME MAG	INTRO SPANISH	3
5	W	IRVING MS MME MAG	L & L EL MS 1A	5
5	W	IRVING MS MME MAG	L & L EL MS 2A	3
5	W	IRVING MS MME MAG	SCI/HLT AC 6A	1
5	W	IRVING MS MME MAG	SCI/HLT AC 7	2
5	W	IRVING MS MME MAG	SP LANG/CUL INTERM SP A	1
5	W	IRVING MS MME MAG	SPANISH 3A	1
5	W	IRVING MS MME MAG	SPANISH 4A	1
5	W	IRVING MS MME MAG	US HIST G&C A	1
5	W	IRVING MS MME MAG	WHG: ANC CIV A	8
5	W	IRVING MS MME MAG	WHG: MED/MOD A	1
5	W	IRVING MS MME MAG	WIND PERC MS A	1
5	W	IVANHOE EL	Health	20
5	W	IVANHOE EL	History/Social Science	20
5	W	IVANHOE EL	Mathematics	20
5	W	IVANHOE EL	Reading/English Language Arts	20
5	W	IVANHOE EL	Science	20
5	W	KIM ACADEMY	ACAD LIT MS 6A	1
5	W	KIM ACADEMY	ACAD LIT MS 7A	2
5	W	KIM ACADEMY	CC MATH 6A	10
5	W	KIM ACADEMY	CC MATH 7A	8

***Count of Sufficiency means:** Each class (elementary schools) or section (secondary schools) has verified sufficiency per subject matter.

Board District	Region	School Name	Class/Section Name	*Count of Number of classes/sections verifying sufficiency
5	W	KIM ACADEMY	CC MATH 8 TUT LAB A	2
5	W	KIM ACADEMY	CC MATH 8A	8
5	W	KIM ACADEMY	CREAT WRT MS A	1
5	W	KIM ACADEMY	DEV ELS MS A	5
5	W	KIM ACADEMY	DEV READ MS A	6
5	W	KIM ACADEMY	ELD 1A	2
5	W	KIM ACADEMY	ELD 2A	2
5	W	KIM ACADEMY	ELD MS 3A	1
5	W	KIM ACADEMY	ELD MS 4A	1
5	W	KIM ACADEMY	ENGLISH 6A	8
5	W	KIM ACADEMY	ENGLISH 7A	8
5	W	KIM ACADEMY	ENGLISH 8A	8
5	W	KIM ACADEMY	EXPLORATN SCI	1
5	W	KIM ACADEMY	H ACC CC ALG 1A	2
5	W	KIM ACADEMY	H ACC CC MATH 7A	2
5	W	KIM ACADEMY	H ENGLISH 6A	2
5	W	KIM ACADEMY	H ENGLISH 7A	2
5	W	KIM ACADEMY	H ENGLISH 8A	2
5	W	KIM ACADEMY	H INTEG SCIENCE 7	1
5	W	KIM ACADEMY	H INTEG SCIENCE 8A	2
5	W	KIM ACADEMY	H INTEGR SCIENCE 6A	2
5	W	KIM ACADEMY	H US HIST G&C A	2
5	W	KIM ACADEMY	H WHG: ANC CIV A	2
5	W	KIM ACADEMY	H WHG: MED/MOD A	2
5	W	KIM ACADEMY	INTEG SCIENCE 7	4
5	W	KIM ACADEMY	INTEGR SCIENCE 6A	8
5	W	KIM ACADEMY	INTEGR SCIENCE 8A	8

***Count of Sufficiency means:** Each class (elementary schools) or section (secondary schools) has verified sufficiency per subject matter.

Board District	Region	School Name	Class/Section Name	*Count of Number of classes/sections verifying sufficiency
5	W	KIM ACADEMY	KOREAN 1A	2
5	W	KIM ACADEMY	L & L EL MS 1A	3
5	W	KIM ACADEMY	L & L EL MS 2A	5
5	W	KIM ACADEMY	US HIST G&C A	8
5	W	KIM ACADEMY	WHG: ANC CIV A	8
5	W	KIM ACADEMY	WHG: MED/MOD A	8
5	W	KIM EL	Health	18
5	W	KIM EL	History/Social Science	18
5	W	KIM EL	Mathematics	18
5	W	KIM EL	Reading/English Language Arts	18
5	W	KIM EL	Science	18
5	W	KIM EL DOK	Health	6
5	W	KIM EL DOK	History/Social Science	6
5	W	KIM EL DOK	Mathematics	6
5	W	KIM EL DOK	Reading/English Language Arts	6
5	W	KIM EL DOK	Science	6
5	W	KIM EL DTS	Health	7
5	W	KIM EL DTS	History/Social Science	7
5	W	KIM EL DTS	Mathematics	7
5	W	KIM EL DTS	Reading/English Language Arts	7
5	W	KIM EL DTS	Science	7
5	W	KINGSLEY EL	Health	14
5	W	KINGSLEY EL	History/Social Science	14
5	W	KINGSLEY EL	Mathematics	14
5	W	KINGSLEY EL	Reading/English Language Arts	14
5	W	KINGSLEY EL	Science	14
5	W	KINGSLEY EL DTS	Health	9

***Count of Sufficiency means:** Each class (elementary schools) or section (secondary schools) has verified sufficiency per subject matter.

Board District	Region	School Name	Class/Section Name	*Count of Number of classes/sections verifying sufficiency
5	W	KINGSLEY EL DTS	History/Social Science	9
5	W	KINGSLEY EL DTS	Mathematics	9
5	W	KINGSLEY EL DTS	Reading/English Language Arts	9
5	W	KINGSLEY EL DTS	Science	9
5	W	LE CONTE MS	ACAD LIT MS 6A	2
5	W	LE CONTE MS	ACAD LIT MS 7A	1
5	W	LE CONTE MS	ADV ELD MS 1A	3
5	W	LE CONTE MS	CC MATH 6 TUT LAB A	1
5	W	LE CONTE MS	CC MATH 6A	6
5	W	LE CONTE MS	CC MATH 7 TUT LAB A	3
5	W	LE CONTE MS	CC MATH 7A	7
5	W	LE CONTE MS	CC MATH 8 TUT LAB A	5
5	W	LE CONTE MS	CC MATH 8A	8
5	W	LE CONTE MS	DEV ELS MS A	7
5	W	LE CONTE MS	DEV READ MS A	7
5	W	LE CONTE MS	ELD 1A	2
5	W	LE CONTE MS	ELD 2A	2
5	W	LE CONTE MS	ELD MS 3A	1
5	W	LE CONTE MS	ENG ALT CUR 6A	1
5	W	LE CONTE MS	ENG ALT CUR 8A	1
5	W	LE CONTE MS	ENGLISH 6A	5
5	W	LE CONTE MS	ENGLISH 7A	7
5	W	LE CONTE MS	ENGLISH 8A	7
5	W	LE CONTE MS	EXPLORATN SCI	5
5	W	LE CONTE MS	GEOGRAPHY FOR MS A	3
5	W	LE CONTE MS	H ACC CC MATH 7A	2
5	W	LE CONTE MS	H ENGLISH 6A	1

***Count of Sufficiency means:** Each class (elementary schools) or section (secondary schools) has verified sufficiency per subject matter.

Board District	Region	School Name	Class/Section Name	*Count of Number of classes/sections verifying sufficiency
5	W	LE CONTE MS	H ENGLISH 7A	1
5	W	LE CONTE MS	H ENGLISH 8A	2
5	W	LE CONTE MS	H HGH ACC CC MATH 8/ALG1A	2
5	W	LE CONTE MS	H INTEG SCIENCE 8A	2
5	W	LE CONTE MS	H INTEGR SCIENCE 6A	1
5	W	LE CONTE MS	H US HIST G&C A	2
5	W	LE CONTE MS	H WHG: ANC CIV A	1
5	W	LE CONTE MS	H WHG: MED/MOD A	1
5	W	LE CONTE MS	HEALTH JH	9
5	W	LE CONTE MS	INTEGR SCIENCE 6A	5
5	W	LE CONTE MS	INTEGR SCIENCE 8A	8
5	W	LE CONTE MS	INTRO SPANISH	1
5	W	LE CONTE MS	KOREAN CLT/CONV	6
5	W	LE CONTE MS	L & L EL MS 1A	1
5	W	LE CONTE MS	LAW YOUTH	2
5	W	LE CONTE MS	LIT SUCCESS 1A	1
5	W	LE CONTE MS	SCI/HLT AC 6A	1
5	W	LE CONTE MS	SPANISH 1A	1
5	W	LE CONTE MS	SPANISH 2A	1
5	W	LE CONTE MS	US HIST G&C A	8
5	W	LE CONTE MS	WHG: ANC CIV A	6
5	W	LE CONTE MS	WHG: MED/MOD A	8
5	W	LE CONTE MS	WIND PERC MS A	2
5	W	LOS ANGELES DA/T MAG	Health	3
5	W	LOS ANGELES DA/T MAG	History/Social Science	3
5	W	LOS ANGELES DA/T MAG	Mathematics	3
5	W	LOS ANGELES DA/T MAG	Reading/English Language Arts	3

***Count of Sufficiency means:** Each class (elementary schools) or section (secondary schools) has verified sufficiency per subject matter.

Board District	Region	School Name	Class/Section Name	*Count of Number of classes/sections verifying sufficiency
5	W	LOS ANGELES DA/T MAG	Science	3
5	W	LOS ANGELES EL	Health	27
5	W	LOS ANGELES EL	History/Social Science	27
5	W	LOS ANGELES EL	Mathematics	27
5	W	LOS ANGELES EL	Reading/English Language Arts	27
5	W	LOS ANGELES EL	Science	27
5	W	MAGNOLIA AVE EL	Health	26
5	W	MAGNOLIA AVE EL	History/Social Science	26
5	W	MAGNOLIA AVE EL	Mathematics	26
5	W	MAGNOLIA AVE EL	Reading/English Language Arts	26
5	W	MAGNOLIA AVE EL	Science	26
5	W	MAGNOLIA AVE EL DTS&	Health	7
5	W	MAGNOLIA AVE EL DTS&	History/Social Science	7
5	W	MAGNOLIA AVE EL DTS&	Mathematics	7
5	W	MAGNOLIA AVE EL DTS&	Reading/English Language Arts	7
5	W	MAGNOLIA AVE EL DTS&	Science	7
5	W	MARIPOSA-NABI PC	Health	5
5	W	MARIPOSA-NABI PC	History/Social Science	5
5	W	MARIPOSA-NABI PC	Mathematics	5
5	W	MARIPOSA-NABI PC	Reading/English Language Arts	5
5	W	MARIPOSA-NABI PC	Science	5
5	W	MAYBERRY ST EL	Health	16
5	W	MAYBERRY ST EL	History/Social Science	16
5	W	MAYBERRY ST EL	Mathematics	16
5	W	MAYBERRY ST EL	Reading/English Language Arts	16
5	W	MAYBERRY ST EL	Science	16
5	W	MAYBERRY ST EL DTS	Health	6

***Count of Sufficiency means:** Each class (elementary schools) or section (secondary schools) has verified sufficiency per subject matter.

Board District	Region	School Name	Class/Section Name	*Count of Number of classes/sections verifying sufficiency
5	W	MAYBERRY ST EL DTS	History/Social Science	6
5	W	MAYBERRY ST EL DTS	Mathematics	6
5	W	MAYBERRY ST EL DTS	Reading/English Language Arts	6
5	W	MAYBERRY ST EL DTS	Science	6
5	W	MICHELTORENA ST EL	Health	10
5	W	MICHELTORENA ST EL	History/Social Science	10
5	W	MICHELTORENA ST EL	Mathematics	10
5	W	MICHELTORENA ST EL	Reading/English Language Arts	10
5	W	MICHELTORENA ST EL	Science	10
5	W	MICHELTORENA ST EL D	Health	15
5	W	MICHELTORENA ST EL D	History/Social Science	15
5	W	MICHELTORENA ST EL D	Mathematics	15
5	W	MICHELTORENA ST EL D	Reading/English Language Arts	15
5	W	MICHELTORENA ST EL D	Science	15
5	W	RAMONA EL	Health	22
5	W	RAMONA EL	History/Social Science	22
5	W	RAMONA EL	Mathematics	22
5	W	RAMONA EL	Reading/English Language Arts	22
5	W	RAMONA EL	Science	22
5	W	RFK AMBSDR GBL DOS	Health	7
5	W	RFK AMBSDR GBL DOS	History/Social Science	7
5	W	RFK AMBSDR GBL DOS	Mathematics	7
5	W	RFK AMBSDR GBL DOS	Reading/English Language Arts	7
5	W	RFK AMBSDR GBL DOS	Science	7
5	W	RFK AMBSDR GBL DTK	Health	8
5	W	RFK AMBSDR GBL DTK	History/Social Science	8
5	W	RFK AMBSDR GBL DTK	Mathematics	8

***Count of Sufficiency means:** Each class (elementary schools) or section (secondary schools) has verified sufficiency per subject matter.

Board District	Region	School Name	Class/Section Name	*Count of Number of classes/sections verifying sufficiency
5	W	RFK AMBSDR GBL DTK	Reading/English Language Arts	8
5	W	RFK AMBSDR GBL DTK	Science	8
5	W	RFK AMBSDR GLBL EDU	Health	12
5	W	RFK AMBSDR GLBL EDU	History/Social Science	12
5	W	RFK AMBSDR GLBL EDU	Mathematics	12
5	W	RFK AMBSDR GLBL EDU	Reading/English Language Arts	12
5	W	RFK AMBSDR GLBL EDU	Science	12
5	W	RFK AMBSDR GLBL LDSH	ACADEMIC ELD 3A	1
5	W	RFK AMBSDR GLBL LDSH	ACADEMIC ELD 4A	1
5	W	RFK AMBSDR GLBL LDSH	ADV ELD MS 1A	2
5	W	RFK AMBSDR GLBL LDSH	ADV ELD SH 2A	2
5	W	RFK AMBSDR GLBL LDSH	ADV ELD SH A	2
5	W	RFK AMBSDR GLBL LDSH	AM LIT COMP	2
5	W	RFK AMBSDR GLBL LDSH	AP CALCULUS A	1
5	W	RFK AMBSDR GLBL LDSH	AP ENG LANG A	1
5	W	RFK AMBSDR GLBL LDSH	AP ENG LIT A	1
5	W	RFK AMBSDR GLBL LDSH	AP GOVT & POL	1
5	W	RFK AMBSDR GLBL LDSH	AP SPAN LNG A	1
5	W	RFK AMBSDR GLBL LDSH	AP US HIST A	1
5	W	RFK AMBSDR GLBL LDSH	ASTRONOMY A	2
5	W	RFK AMBSDR GLBL LDSH	BIOCHEMISTRY OF FOODS A	1
5	W	RFK AMBSDR GLBL LDSH	BIOLOGY:LIVING EARTH A	2
5	W	RFK AMBSDR GLBL LDSH	CC ALGEBRA 1	3
5	W	RFK AMBSDR GLBL LDSH	CC ALGEBRA 2A	3
5	W	RFK AMBSDR GLBL LDSH	CC GEOMETRY A	3
5	W	RFK AMBSDR GLBL LDSH	CC MATH 6A	2
5	W	RFK AMBSDR GLBL LDSH	CC MATH 7A	3

***Count of Sufficiency means:** Each class (elementary schools) or section (secondary schools) has verified sufficiency per subject matter.

Board District	Region	School Name	Class/Section Name	*Count of Number of classes/sections verifying sufficiency
5	W	RFK AMBSDR GLBL LDSH	CC MATH 8A	1
5	W	RFK AMBSDR GLBL LDSH	CHEMISTRY:EARTH SYS A	2
5	W	RFK AMBSDR GLBL LDSH	DEV ELS MS A	1
5	W	RFK AMBSDR GLBL LDSH	DEV ELS SH A	1
5	W	RFK AMBSDR GLBL LDSH	DEV MATH SH A	1
5	W	RFK AMBSDR GLBL LDSH	DEV READ HS A	2
5	W	RFK AMBSDR GLBL LDSH	DEV READ MS A	2
5	W	RFK AMBSDR GLBL LDSH	ELD 1A	4
5	W	RFK AMBSDR GLBL LDSH	ELD 2A	4
5	W	RFK AMBSDR GLBL LDSH	ELD MS 3A	2
5	W	RFK AMBSDR GLBL LDSH	ELD MS 4A	1
5	W	RFK AMBSDR GLBL LDSH	ENGLISH 10A	2
5	W	RFK AMBSDR GLBL LDSH	ENGLISH 7A	3
5	W	RFK AMBSDR GLBL LDSH	ENGLISH 8A	2
5	W	RFK AMBSDR GLBL LDSH	ENGLISH 9A	2
5	W	RFK AMBSDR GLBL LDSH	EXPOS COMP	2
5	W	RFK AMBSDR GLBL LDSH	GEOG A	2
5	W	RFK AMBSDR GLBL LDSH	H BIOLOGY:LIVING EARTH A	1
5	W	RFK AMBSDR GLBL LDSH	H CHEMISTRY:EARTH SYS A	1
5	W	RFK AMBSDR GLBL LDSH	H ENGLISH 10A	1
5	W	RFK AMBSDR GLBL LDSH	H ENGLISH 9A	1
5	W	RFK AMBSDR GLBL LDSH	H HGH ACC CC MATH 8/ALG1A	1
5	W	RFK AMBSDR GLBL LDSH	H KOREAN 3A	2
5	W	RFK AMBSDR GLBL LDSH	H KOREAN 4A	2
5	W	RFK AMBSDR GLBL LDSH	H PHYSICS:THE UNIVERSE A	1
5	W	RFK AMBSDR GLBL LDSH	H WHG: MOD WLD A	1
5	W	RFK AMBSDR GLBL LDSH	INTEG SCIENCE 7	3

***Count of Sufficiency means:** Each class (elementary schools) or section (secondary schools) has verified sufficiency per subject matter.

Board District	Region	School Name	Class/Section Name	*Count of Number of classes/sections verifying sufficiency
5	W	RFK AMBSDR GLBL LDSH	INTEGR SCIENCE 6A	2
5	W	RFK AMBSDR GLBL LDSH	INTEGR SCIENCE 8A	3
5	W	RFK AMBSDR GLBL LDSH	INTERACTIONS A	2
5	W	RFK AMBSDR GLBL LDSH	INTRO TO ETHNIC STUDIES	3
5	W	RFK AMBSDR GLBL LDSH	JAPAN 1A	1
5	W	RFK AMBSDR GLBL LDSH	KOR AMER CULTURE & SOCIET	2
5	W	RFK AMBSDR GLBL LDSH	KOREAN 1A	3
5	W	RFK AMBSDR GLBL LDSH	KOREAN 2A	5
5	W	RFK AMBSDR GLBL LDSH	KOREAN 3A	1
5	W	RFK AMBSDR GLBL LDSH	L & L EL MS 1A	2
5	W	RFK AMBSDR GLBL LDSH	L & L EL MS 2A	2
5	W	RFK AMBSDR GLBL LDSH	L & L EL SH 2A	2
5	W	RFK AMBSDR GLBL LDSH	L & L EL SH A	2
5	W	RFK AMBSDR GLBL LDSH	MAND 1A	2
5	W	RFK AMBSDR GLBL LDSH	MAND 2A	2
5	W	RFK AMBSDR GLBL LDSH	PHYSIOLOGY A	1
5	W	RFK AMBSDR GLBL LDSH	PILIPINO 1A	1
5	W	RFK AMBSDR GLBL LDSH	PILIPINO 2A	1
5	W	RFK AMBSDR GLBL LDSH	PRECALC A	2
5	W	RFK AMBSDR GLBL LDSH	PRIN AM DEMOCR	2
5	W	RFK AMBSDR GLBL LDSH	SPAN SP 1A	1
5	W	RFK AMBSDR GLBL LDSH	SPANISH 1A	3
5	W	RFK AMBSDR GLBL LDSH	SPANISH 2A	4
5	W	RFK AMBSDR GLBL LDSH	SPEECH A	2
5	W	RFK AMBSDR GLBL LDSH	TC MATH STAT A	1
5	W	RFK AMBSDR GLBL LDSH	US HIST 20TH A	2
5	W	RFK AMBSDR GLBL LDSH	US HIST G&C A	3

***Count of Sufficiency means:** Each class (elementary schools) or section (secondary schools) has verified sufficiency per subject matter.

Board District	Region	School Name	Class/Section Name	*Count of Number of classes/sections verifying sufficiency
5	W	RFK AMBSDR GLBL LDSH	WHG: ANC CIV A	2
5	W	RFK AMBSDR GLBL LDSH	WHG: MED/MOD A	3
5	W	RFK AMBSDR GLBL LDSH	WHG: MOD WLD A	2
5	W	RFK LA SH ARTS	ACADEMIC ELD 3A	1
5	W	RFK LA SH ARTS	ACADEMIC ELD 4A	1
5	W	RFK LA SH ARTS	ADV ELD SH 2A	1
5	W	RFK LA SH ARTS	ADV ELD SH A	1
5	W	RFK LA SH ARTS	AM LIT COMP	4
5	W	RFK LA SH ARTS	AP BIO A	1
5	W	RFK LA SH ARTS	AP CALCULUS A	1
5	W	RFK LA SH ARTS	AP COMP SCI PRIN A	1
5	W	RFK LA SH ARTS	AP ENG LANG A	1
5	W	RFK LA SH ARTS	AP ENG LIT A	1
5	W	RFK LA SH ARTS	AP GOVT & POL	1
5	W	RFK LA SH ARTS	AP PRE-CALC A	1
5	W	RFK LA SH ARTS	AP SPAN LNG A	1
5	W	RFK LA SH ARTS	AP US HIST A	1
5	W	RFK LA SH ARTS	AP WLD HIST A	1
5	W	RFK LA SH ARTS	BIOLOGY:LIVING EARTH A	3
5	W	RFK LA SH ARTS	CC ALG 2 TUT LAB A	1
5	W	RFK LA SH ARTS	CC ALGEBRA 1	6
5	W	RFK LA SH ARTS	CC ALGEBRA 2A	4
5	W	RFK LA SH ARTS	CC ENG 10A EDGP	1
5	W	RFK LA SH ARTS	CC ENG 10B EDGP	1
5	W	RFK LA SH ARTS	CC ENG 11A EDGP	1
5	W	RFK LA SH ARTS	CC ENG 11B EDGP	1
5	W	RFK LA SH ARTS	CC ENG 9A EDGL	1

***Count of Sufficiency means:** Each class (elementary schools) or section (secondary schools) has verified sufficiency per subject matter.

Board District	Region	School Name	Class/Section Name	*Count of Number of classes/sections verifying sufficiency
5	W	RFK LA SH ARTS	CC ENG 9A EDGP	1
5	W	RFK LA SH ARTS	CC ENG 9B EDGL	1
5	W	RFK LA SH ARTS	CC ENG 9B EDGP	1
5	W	RFK LA SH ARTS	CC GEOM B EDGP	1
5	W	RFK LA SH ARTS	CC GEOMETRY A	6
5	W	RFK LA SH ARTS	CC PRECALC A EDGL	1
5	W	RFK LA SH ARTS	CHEMISTRY:EARTH SYS A	3
5	W	RFK LA SH ARTS	CREAT WRIT	1
5	W	RFK LA SH ARTS	DEV ELS SH A	4
5	W	RFK LA SH ARTS	DEV READ HS A	4
5	W	RFK LA SH ARTS	ECONOMICS EDGL	1
5	W	RFK LA SH ARTS	ELD 1A	2
5	W	RFK LA SH ARTS	ELD 2A	2
5	W	RFK LA SH ARTS	ENGLISH 10A	5
5	W	RFK LA SH ARTS	ENGLISH 9A	6
5	W	RFK LA SH ARTS	ENV STU A	1
5	W	RFK LA SH ARTS	EXPOS COMP	4
5	W	RFK LA SH ARTS	H CHEMISTRY:EARTH SYS A	1
5	W	RFK LA SH ARTS	INTRO TO ETHNIC STUDIES	4
5	W	RFK LA SH ARTS	JOURNALISM 1A	1
5	W	RFK LA SH ARTS	JOURNALISM 2A	1
5	W	RFK LA SH ARTS	L & L EL SH 2A	1
5	W	RFK LA SH ARTS	L & L EL SH A	1
5	W	RFK LA SH ARTS	MEX AM LIT	1
5	W	RFK LA SH ARTS	PHYSIOLOGY A	1
5	W	RFK LA SH ARTS	PRIN AM DEMOCR	2
5	W	RFK LA SH ARTS	SPAN SP 1A	2

***Count of Sufficiency means:** Each class (elementary schools) or section (secondary schools) has verified sufficiency per subject matter.

Board District	Region	School Name	Class/Section Name	*Count of Number of classes/sections verifying sufficiency
5	W	RFK LA SH ARTS	SPANISH 1A	1
5	W	RFK LA SH ARTS	SPANISH 2A	2
5	W	RFK LA SH ARTS	SPANISH 2A EDGL	1
5	W	RFK LA SH ARTS	SPANISH 2B	1
5	W	RFK LA SH ARTS	SPANISH 2B EDGL	1
5	W	RFK LA SH ARTS	TC MATH STAT A	2
5	W	RFK LA SH ARTS	US HIST 20TH A	4
5	W	RFK LA SH ARTS	US HIST A EDGP	1
5	W	RFK LA SH ARTS	US HIST B EDGP	1
5	W	RFK LA SH ARTS	WHG M A EDGP	1
5	W	RFK LA SH ARTS	WHG M B EDGP	1
5	W	RFK LA SH ARTS	WHG: MOD WLD A	4
5	W	RFK NEW OPEN WLD	AM LIT COMP	1
5	W	RFK NEW OPEN WLD	AM SIGN LNG 1A	1
5	W	RFK NEW OPEN WLD	AP ENG LIT A	1
5	W	RFK NEW OPEN WLD	AP STATISTICS A	1
5	W	RFK NEW OPEN WLD	AP WLD HIST A	2
5	W	RFK NEW OPEN WLD	BIOLOGY:LIVING EARTH A	4
5	W	RFK NEW OPEN WLD	CC ALGEBRA 1	4
5	W	RFK NEW OPEN WLD	CC ALGEBRA 2A	3
5	W	RFK NEW OPEN WLD	CC ENG 10A EDGVP	1
5	W	RFK NEW OPEN WLD	CC GEOMETRY A	4
5	W	RFK NEW OPEN WLD	CC MATH 6A	3
5	W	RFK NEW OPEN WLD	CC MATH 8A	3
5	W	RFK NEW OPEN WLD	CHEMISTRY:EARTH SYS A	3
5	W	RFK NEW OPEN WLD	DEV ELS MS A	2
5	W	RFK NEW OPEN WLD	DEV ELS SH A	1

***Count of Sufficiency means:** Each class (elementary schools) or section (secondary schools) has verified sufficiency per subject matter.

Board District	Region	School Name	Class/Section Name	*Count of Number of classes/sections verifying sufficiency
5	W	RFK NEW OPEN WLD	ELD 10A	1
5	W	RFK NEW OPEN WLD	ELD 11A	2
5	W	RFK NEW OPEN WLD	ELD 12A	2
5	W	RFK NEW OPEN WLD	ELD 6A	3
5	W	RFK NEW OPEN WLD	ELD 7A	2
5	W	RFK NEW OPEN WLD	ELD 8A	2
5	W	RFK NEW OPEN WLD	ELD 9A	1
5	W	RFK NEW OPEN WLD	ENGLISH 10A	5
5	W	RFK NEW OPEN WLD	ENGLISH 10B	1
5	W	RFK NEW OPEN WLD	ENGLISH 6A	3
5	W	RFK NEW OPEN WLD	ENGLISH 7A	3
5	W	RFK NEW OPEN WLD	ENGLISH 8A	3
5	W	RFK NEW OPEN WLD	ENGLISH 9A	4
5	W	RFK NEW OPEN WLD	ENGLISH NON EQUIV COL	1
5	W	RFK NEW OPEN WLD	EXPLORATN SCI	2
5	W	RFK NEW OPEN WLD	EXPOS COMP	3
5	W	RFK NEW OPEN WLD	H ACC CC ALG 1A	4
5	W	RFK NEW OPEN WLD	Health	20
5	W	RFK NEW OPEN WLD	HEALTH SH	4
5	W	RFK NEW OPEN WLD	History/Social Science	20
5	W	RFK NEW OPEN WLD	HS INT NEW ELD A	2
5	W	RFK NEW OPEN WLD	INTEGR SCIENCE 6A	3
5	W	RFK NEW OPEN WLD	INTEGR SCIENCE 8A	1
5	W	RFK NEW OPEN WLD	INTRO SOCIO	1
5	W	RFK NEW OPEN WLD	INTRO TO ETHNIC STUDIES	4
5	W	RFK NEW OPEN WLD	KOREAN 1A	1
5	W	RFK NEW OPEN WLD	KOREAN 2A	1

***Count of Sufficiency means:** Each class (elementary schools) or section (secondary schools) has verified sufficiency per subject matter.

Board District	Region	School Name	Class/Section Name	*Count of Number of classes/sections verifying sufficiency
5	W	RFK NEW OPEN WLD	KOREAN 3A	1
5	W	RFK NEW OPEN WLD	KOREAN 4A	1
5	W	RFK NEW OPEN WLD	LANG SKLS MS A	1
5	W	RFK NEW OPEN WLD	LANG SKLS SH A	1
5	W	RFK NEW OPEN WLD	Mathematics	20
5	W	RFK NEW OPEN WLD	MODERN LIT	1
5	W	RFK NEW OPEN WLD	MS INT NEW ELD A	2
5	W	RFK NEW OPEN WLD	PHYSIOLOGY A	1
5	W	RFK NEW OPEN WLD	PRIN AM DEMOCR	3
5	W	RFK NEW OPEN WLD	Reading/English Language Arts	20
5	W	RFK NEW OPEN WLD	Science	20
5	W	RFK NEW OPEN WLD	SPAN SP 1A	1
5	W	RFK NEW OPEN WLD	SPAN SP 2A	1
5	W	RFK NEW OPEN WLD	SPAN SP 3A	1
5	W	RFK NEW OPEN WLD	SPANISH 1A	2
5	W	RFK NEW OPEN WLD	SPANISH 2A	1
5	W	RFK NEW OPEN WLD	SPANISH 3A	1
5	W	RFK NEW OPEN WLD	TC MATH STAT A	2
5	W	RFK NEW OPEN WLD	US HIST 20TH A	2
5	W	RFK NEW OPEN WLD	US HIST G&C A	3
5	W	RFK NEW OPEN WLD	WHG M B EDGVP	1
5	W	RFK NEW OPEN WLD	WHG: ANC CIV A	3
5	W	RFK NEW OPEN WLD	WHG: MED/MOD A	3
5	W	RFK NEW OPEN WLD	WHG: MOD WLD A	3
5	W	RFK SCH VIS ARTS/HUM	AM LIT COMP	4
5	W	RFK SCH VIS ARTS/HUM	AP CALCULUS A	1
5	W	RFK SCH VIS ARTS/HUM	AP CALCULUS B	1

***Count of Sufficiency means:** Each class (elementary schools) or section (secondary schools) has verified sufficiency per subject matter.

Board District	Region	School Name	Class/Section Name	*Count of Number of classes/sections verifying sufficiency
5	W	RFK SCH VIS ARTS/HUM	AP ENG LANG A	2
5	W	RFK SCH VIS ARTS/HUM	AP ENG LIT A	1
5	W	RFK SCH VIS ARTS/HUM	AP GOVT & POL	1
5	W	RFK SCH VIS ARTS/HUM	AP ST ART 2D A	1
5	W	RFK SCH VIS ARTS/HUM	AP ST ART DR A	2
5	W	RFK SCH VIS ARTS/HUM	AP US HIST A	1
5	W	RFK SCH VIS ARTS/HUM	AP WLD HIST A	1
5	W	RFK SCH VIS ARTS/HUM	BIOLOGY:LIVING EARTH A	5
5	W	RFK SCH VIS ARTS/HUM	CC ALGEBRA 1	6
5	W	RFK SCH VIS ARTS/HUM	CC ALGEBRA 2A	4
5	W	RFK SCH VIS ARTS/HUM	CC GEOM TUT LAB A	1
5	W	RFK SCH VIS ARTS/HUM	CC GEOMETRY A	5
5	W	RFK SCH VIS ARTS/HUM	CHEMISTRY:EARTH SYS A	5
5	W	RFK SCH VIS ARTS/HUM	DEV MATH SH A	2
5	W	RFK SCH VIS ARTS/HUM	DEV READ HS A	2
5	W	RFK SCH VIS ARTS/HUM	ELD 10A	1
5	W	RFK SCH VIS ARTS/HUM	ELD 11A	1
5	W	RFK SCH VIS ARTS/HUM	ELD 12A	2
5	W	RFK SCH VIS ARTS/HUM	ELD 1A	2
5	W	RFK SCH VIS ARTS/HUM	ELD 9A	1
5	W	RFK SCH VIS ARTS/HUM	ENGLISH 10A	4
5	W	RFK SCH VIS ARTS/HUM	ENGLISH 9A	5
5	W	RFK SCH VIS ARTS/HUM	EXPOS COMP	4
5	W	RFK SCH VIS ARTS/HUM	H ENGLISH 10A	2
5	W	RFK SCH VIS ARTS/HUM	H ENGLISH 9A	1
5	W	RFK SCH VIS ARTS/HUM	H GEOG A	1
5	W	RFK SCH VIS ARTS/HUM	INT DATA SCI A	1

***Count of Sufficiency means:** Each class (elementary schools) or section (secondary schools) has verified sufficiency per subject matter.

Board District	Region	School Name	Class/Section Name	*Count of Number of classes/sections verifying sufficiency
5	W	RFK SCH VIS ARTS/HUM	INTERACTIONS A	1
5	W	RFK SCH VIS ARTS/HUM	INTRO PSYCH	1
5	W	RFK SCH VIS ARTS/HUM	INTRO TO ETHNIC STUDIES	2
5	W	RFK SCH VIS ARTS/HUM	PHYSICS:THE UNIVERSE A	3
5	W	RFK SCH VIS ARTS/HUM	PHYSIOLOGY A	2
5	W	RFK SCH VIS ARTS/HUM	PRECALC A	3
5	W	RFK SCH VIS ARTS/HUM	PRIN AM DEMOCR	3
5	W	RFK SCH VIS ARTS/HUM	SPAN SP 1A	4
5	W	RFK SCH VIS ARTS/HUM	SPANISH 1A	1
5	W	RFK SCH VIS ARTS/HUM	SPANISH 2A	1
5	W	RFK SCH VIS ARTS/HUM	US HIST 20TH A	4
5	W	RFK SCH VIS ARTS/HUM	WHG: MOD WLD A	5
5	W	RFK UCLA COMM DOS	Health	23
5	W	RFK UCLA COMM DOS	History/Social Science	23
5	W	RFK UCLA COMM DOS	Mathematics	23
5	W	RFK UCLA COMM DOS	Reading/English Language Arts	23
5	W	RFK UCLA COMM DOS	Science	23
5	W	RFK UCLA COMM SCH	ACADEMIC ELD 3A	1
5	W	RFK UCLA COMM SCH	ACADEMIC ELD 4A	1
5	W	RFK UCLA COMM SCH	ADV ELD MS 1A	1
5	W	RFK UCLA COMM SCH	ADV ELD MS 2A	1
5	W	RFK UCLA COMM SCH	ADV ELD SH A	5
5	W	RFK UCLA COMM SCH	AM IND STU	3
5	W	RFK UCLA COMM SCH	AM SIGN LNG 1A	1
5	W	RFK UCLA COMM SCH	AP CALCULUS A	1
5	W	RFK UCLA COMM SCH	AP CALCULUS B	1
5	W	RFK UCLA COMM SCH	AP COMP SCI PRIN A	1

***Count of Sufficiency means:** Each class (elementary schools) or section (secondary schools) has verified sufficiency per subject matter.

Board District	Region	School Name	Class/Section Name	*Count of Number of classes/sections verifying sufficiency
5	W	RFK UCLA COMM SCH	AP ENG LANG A	4
5	W	RFK UCLA COMM SCH	AP ENG LIT A	3
5	W	RFK UCLA COMM SCH	AP RESEARCH A	1
5	W	RFK UCLA COMM SCH	AP SEMINAR A	4
5	W	RFK UCLA COMM SCH	AP SPAN LIT A	1
5	W	RFK UCLA COMM SCH	AP SPAN LNG A	2
5	W	RFK UCLA COMM SCH	AP ST ART DR A	1
5	W	RFK UCLA COMM SCH	BIOLOGY:LIVING EARTH A	5
5	W	RFK UCLA COMM SCH	CC ALGEBRA 1	4
5	W	RFK UCLA COMM SCH	CC ALGEBRA 2A	3
5	W	RFK UCLA COMM SCH	CC ENG 9A EDGL	2
5	W	RFK UCLA COMM SCH	CC GEOM A EDGL	1
5	W	RFK UCLA COMM SCH	CC GEOMETRY A	5
5	W	RFK UCLA COMM SCH	CC MATH 6A	2
5	W	RFK UCLA COMM SCH	CC MATH 7A	2
5	W	RFK UCLA COMM SCH	CC MATH 8A	3
5	W	RFK UCLA COMM SCH	CC MATH BRDG	2
5	W	RFK UCLA COMM SCH	CHEMISTRY:EARTH SYS A	4
5	W	RFK UCLA COMM SCH	CREAT EXP MS A	2
5	W	RFK UCLA COMM SCH	CREAT WRIT	1
5	W	RFK UCLA COMM SCH	DEV MATH MS A	2
5	W	RFK UCLA COMM SCH	ELD 1A	2
5	W	RFK UCLA COMM SCH	ELD 2A	4
5	W	RFK UCLA COMM SCH	ENGLISH 6A	2
5	W	RFK UCLA COMM SCH	ENGLISH 7A	3
5	W	RFK UCLA COMM SCH	ENGLISH 8A	2
5	W	RFK UCLA COMM SCH	ENGLISH 9A	4

***Count of Sufficiency means:** Each class (elementary schools) or section (secondary schools) has verified sufficiency per subject matter.

Board District	Region	School Name	Class/Section Name	*Count of Number of classes/sections verifying sufficiency
5	W	RFK UCLA COMM SCH	ENHAN LIT 10A	1
5	W	RFK UCLA COMM SCH	ENHAN LIT 9A	1
5	W	RFK UCLA COMM SCH	ENV STU A	1
5	W	RFK UCLA COMM SCH	H ADV BIO A	2
5	W	RFK UCLA COMM SCH	H WHG: MOD WLD A	4
5	W	RFK UCLA COMM SCH	Health	6
5	W	RFK UCLA COMM SCH	HEALTH SH	1
5	W	RFK UCLA COMM SCH	History/Social Science	6
5	W	RFK UCLA COMM SCH	INT DATA SCI A	2
5	W	RFK UCLA COMM SCH	INTEG SCIENCE 7	2
5	W	RFK UCLA COMM SCH	INTEGR SCIENCE 6A	2
5	W	RFK UCLA COMM SCH	INTEGR SCIENCE 8A	3
5	W	RFK UCLA COMM SCH	INTRO TO ETHNIC STUDIES	1
5	W	RFK UCLA COMM SCH	MATH NON EQUIV COL	3
5	W	RFK UCLA COMM SCH	Mathematics	6
5	W	RFK UCLA COMM SCH	PHYSIOLOGY A	4
5	W	RFK UCLA COMM SCH	PRECALC A	2
5	W	RFK UCLA COMM SCH	PRIN AM DEMOCR	3
5	W	RFK UCLA COMM SCH	Reading/English Language Arts	6
5	W	RFK UCLA COMM SCH	Science	6
5	W	RFK UCLA COMM SCH	SPAN SP 1A	3
5	W	RFK UCLA COMM SCH	SPAN SP 2A	2
5	W	RFK UCLA COMM SCH	SPANISH 1A	1
5	W	RFK UCLA COMM SCH	SPANISH 2A	1
5	W	RFK UCLA COMM SCH	SPEECH A	1
5	W	RFK UCLA COMM SCH	TEEN HLTH	1
5	W	RFK UCLA COMM SCH	US HIST 20TH A	4

***Count of Sufficiency means:** Each class (elementary schools) or section (secondary schools) has verified sufficiency per subject matter.

Board District	Region	School Name	Class/Section Name	*Count of Number of classes/sections verifying sufficiency
5	W	RFK UCLA COMM SCH	US HIST B EDGL	1
5	W	RFK UCLA COMM SCH	US HIST G&C A	3
5	W	RFK UCLA COMM SCH	WHG: ANC CIV A	2
5	W	RFK UCLA COMM SCH	WHG: MED/MOD A	2
5	W	RFK UCLA COMM SCH	WHG: MOD WLD A	4
5	W	SOTOMAYOR ART/SCI MAG	AM LIT COMP	3
5	W	SOTOMAYOR ART/SCI MAG	AP ENG LANG A	1
5	W	SOTOMAYOR ART/SCI MAG	AP ENG LIT A	1
5	W	SOTOMAYOR ART/SCI MAG	AP ENV SCI A	1
5	W	SOTOMAYOR ART/SCI MAG	AP GOVT & POL	1
5	W	SOTOMAYOR ART/SCI MAG	AP HUMAN GEO A	1
5	W	SOTOMAYOR ART/SCI MAG	AP SPAN LNG A	1
5	W	SOTOMAYOR ART/SCI MAG	AP ST ART DR A	1
5	W	SOTOMAYOR ART/SCI MAG	AP US HIST A	1
5	W	SOTOMAYOR ART/SCI MAG	AP WLD HIST A	1
5	W	SOTOMAYOR ART/SCI MAG	B READ MS A	2
5	W	SOTOMAYOR ART/SCI MAG	BIO:LIVING EARTH B EDGVP	1
5	W	SOTOMAYOR ART/SCI MAG	BIOCHEMISTRY OF FOODS A	1
5	W	SOTOMAYOR ART/SCI MAG	BIOLOGY:LIVING EARTH A	4
5	W	SOTOMAYOR ART/SCI MAG	CC ALGEBRA 1	4
5	W	SOTOMAYOR ART/SCI MAG	CC ALGEBRA 2A	4
5	W	SOTOMAYOR ART/SCI MAG	CC GEOMETRY A	5
5	W	SOTOMAYOR ART/SCI MAG	CC MATH 6 TUT LAB A	2
5	W	SOTOMAYOR ART/SCI MAG	CC MATH 6A	2
5	W	SOTOMAYOR ART/SCI MAG	CC MATH 7A	2
5	W	SOTOMAYOR ART/SCI MAG	CC MATH 8A	2
5	W	SOTOMAYOR ART/SCI MAG	CHEMISTRY:EARTH SYS A	5

***Count of Sufficiency means:** Each class (elementary schools) or section (secondary schools) has verified sufficiency per subject matter.

Board District	Region	School Name	Class/Section Name	*Count of Number of classes/sections verifying sufficiency
5	W	SOTOMAYOR ART/SCI MAG	DEV ELS SH A	1
5	W	SOTOMAYOR ART/SCI MAG	DEV MATH SH A	1
5	W	SOTOMAYOR ART/SCI MAG	DEV READ HS A	1
5	W	SOTOMAYOR ART/SCI MAG	ELD 10A	1
5	W	SOTOMAYOR ART/SCI MAG	ELD 11A	1
5	W	SOTOMAYOR ART/SCI MAG	ELD 12A	1
5	W	SOTOMAYOR ART/SCI MAG	ELD 6A	2
5	W	SOTOMAYOR ART/SCI MAG	ELD 7A	1
5	W	SOTOMAYOR ART/SCI MAG	ELD 8A	1
5	W	SOTOMAYOR ART/SCI MAG	ELD 9A	1
5	W	SOTOMAYOR ART/SCI MAG	ENGLISH 10A	5
5	W	SOTOMAYOR ART/SCI MAG	ENGLISH 6A	2
5	W	SOTOMAYOR ART/SCI MAG	ENGLISH 7A	2
5	W	SOTOMAYOR ART/SCI MAG	ENGLISH 8A	2
5	W	SOTOMAYOR ART/SCI MAG	ENGLISH 9A	4
5	W	SOTOMAYOR ART/SCI MAG	ENV MGMT MS A	1
5	W	SOTOMAYOR ART/SCI MAG	ENV STU A	3
5	W	SOTOMAYOR ART/SCI MAG	EXPOS COMP	2
5	W	SOTOMAYOR ART/SCI MAG	GEOG A	3
5	W	SOTOMAYOR ART/SCI MAG	H ACC CC MATH 7A	1
5	W	SOTOMAYOR ART/SCI MAG	H ENGLISH 10A	5
5	W	SOTOMAYOR ART/SCI MAG	H ENGLISH 7A	1
5	W	SOTOMAYOR ART/SCI MAG	H ENGLISH 8A	1
5	W	SOTOMAYOR ART/SCI MAG	H INTEG SCIENCE 7	1
5	W	SOTOMAYOR ART/SCI MAG	H INTEG SCIENCE 8A	1
5	W	SOTOMAYOR ART/SCI MAG	H US HIST G&C A	1
5	W	SOTOMAYOR ART/SCI MAG	H WHG: MED/MOD A	1

***Count of Sufficiency means:** Each class (elementary schools) or section (secondary schools) has verified sufficiency per subject matter.

Board District	Region	School Name	Class/Section Name	*Count of Number of classes/sections verifying sufficiency
5	W	SOTOMAYOR ART/SCI MAG	HEALTH SH	4
5	W	SOTOMAYOR ART/SCI MAG	HS INT NEW ELD A	2
5	W	SOTOMAYOR ART/SCI MAG	INTEG SCIENCE 7	2
5	W	SOTOMAYOR ART/SCI MAG	INTEGR SCIENCE 6A	2
5	W	SOTOMAYOR ART/SCI MAG	INTEGR SCIENCE 8A	2
5	W	SOTOMAYOR ART/SCI MAG	INTRO PSYCH	1
5	W	SOTOMAYOR ART/SCI MAG	INTRO TO ETHNIC STUDIES	3
5	W	SOTOMAYOR ART/SCI MAG	MEX AM STU	2
5	W	SOTOMAYOR ART/SCI MAG	MS INT NEW ELD A	2
5	W	SOTOMAYOR ART/SCI MAG	PRECALC A	2
5	W	SOTOMAYOR ART/SCI MAG	PRIN AM DEMOCR	2
5	W	SOTOMAYOR ART/SCI MAG	SPANISH 1A	5
5	W	SOTOMAYOR ART/SCI MAG	SPANISH 2A	6
5	W	SOTOMAYOR ART/SCI MAG	SPEECH A	1
5	W	SOTOMAYOR ART/SCI MAG	STAT & PROB A	1
5	W	SOTOMAYOR ART/SCI MAG	US HIST 20TH A	3
5	W	SOTOMAYOR ART/SCI MAG	US HIST A EDGVP	1
5	W	SOTOMAYOR ART/SCI MAG	US HIST B EDGVP	1
5	W	SOTOMAYOR ART/SCI MAG	US HIST G&C A	2
5	W	SOTOMAYOR ART/SCI MAG	WHG: ANC CIV A	2
5	W	SOTOMAYOR ART/SCI MAG	WHG: MED/MOD A	2
5	W	SOTOMAYOR ART/SCI MAG	WHG: MOD WLD A	4
5	W	SOTOMAYOR ART/SCI MAG	WIND PERC MS A	2
5	W	WEST ADAMS PREP SH	ACADEMIC ELD 3A	3
5	W	WEST ADAMS PREP SH	ACADEMIC ELD 4A	1
5	W	WEST ADAMS PREP SH	ADV ELD SH 2A	3
5	W	WEST ADAMS PREP SH	ADV ELD SH A	2

***Count of Sufficiency means:** Each class (elementary schools) or section (secondary schools) has verified sufficiency per subject matter.

Board District	Region	School Name	Class/Section Name	*Count of Number of classes/sections verifying sufficiency
5	W	WEST ADAMS PREP SH	AFRO-AM HIST	2
5	W	WEST ADAMS PREP SH	ALG 2B APXL	1
5	W	WEST ADAMS PREP SH	AM LIT COMP	9
5	W	WEST ADAMS PREP SH	AP BIO A	1
5	W	WEST ADAMS PREP SH	AP CALCULUS A	1
5	W	WEST ADAMS PREP SH	AP ENG LANG A	1
5	W	WEST ADAMS PREP SH	AP ENG LIT A	1
5	W	WEST ADAMS PREP SH	AP ENV SCI A	1
5	W	WEST ADAMS PREP SH	AP GOVT & POL	2
5	W	WEST ADAMS PREP SH	AP PSYCHOLOG A	1
5	W	WEST ADAMS PREP SH	AP SPAN LIT A	1
5	W	WEST ADAMS PREP SH	AP SPAN LNG A	5
5	W	WEST ADAMS PREP SH	AP ST ART 2D A	1
5	W	WEST ADAMS PREP SH	AP STATISTICS A	2
5	W	WEST ADAMS PREP SH	AP US HIST A	2
5	W	WEST ADAMS PREP SH	AP WLD HIST A	1
5	W	WEST ADAMS PREP SH	ASTRONOMY A	1
5	W	WEST ADAMS PREP SH	BIOLOGY:LIVING EARTH A	7
5	W	WEST ADAMS PREP SH	BIOLOGY:LIVING EARTH B	1
5	W	WEST ADAMS PREP SH	CC ALG 1 TUT LAB A	2
5	W	WEST ADAMS PREP SH	CC ALGEBRA 1	7
5	W	WEST ADAMS PREP SH	CC ALGEBRA 2A	10
5	W	WEST ADAMS PREP SH	CC GEOMETRY A	10
5	W	WEST ADAMS PREP SH	CHEMISTRY:EARTH SYS A	10
5	W	WEST ADAMS PREP SH	CREAT WRIT	2
5	W	WEST ADAMS PREP SH	DEV ELS SH A	3
5	W	WEST ADAMS PREP SH	DEV MATH SH A	3

***Count of Sufficiency means:** Each class (elementary schools) or section (secondary schools) has verified sufficiency per subject matter.

Board District	Region	School Name	Class/Section Name	*Count of Number of classes/sections verifying sufficiency
5	W	WEST ADAMS PREP SH	DEV READ HS A	3
5	W	WEST ADAMS PREP SH	ELD 1A	4
5	W	WEST ADAMS PREP SH	ELD 2A	6
5	W	WEST ADAMS PREP SH	ENG 9A APXL	1
5	W	WEST ADAMS PREP SH	ENGINEERING DEV A	3
5	W	WEST ADAMS PREP SH	ENGLISH 10A	7
5	W	WEST ADAMS PREP SH	ENGLISH 10B	1
5	W	WEST ADAMS PREP SH	ENGLISH 9A	11
5	W	WEST ADAMS PREP SH	ENGLISH 9B	1
5	W	WEST ADAMS PREP SH	EXPOS COMP	8
5	W	WEST ADAMS PREP SH	H BIOLOGY:LIVING EARTH A	2
5	W	WEST ADAMS PREP SH	H CC ALGEBRA 1	1
5	W	WEST ADAMS PREP SH	H CC ALGEBRA 2A	2
5	W	WEST ADAMS PREP SH	H CC GEOMETRY A	2
5	W	WEST ADAMS PREP SH	H CHEMISTRY:EARTH SYS A	3
5	W	WEST ADAMS PREP SH	H ENGLISH 10A	2
5	W	WEST ADAMS PREP SH	H ENGLISH 9A	1
5	W	WEST ADAMS PREP SH	HEALTH SH	6
5	W	WEST ADAMS PREP SH	HUMANITIES A	2
5	W	WEST ADAMS PREP SH	INTRO PSYCH	2
5	W	WEST ADAMS PREP SH	INTRO TO ETHNIC STUDIES	4
5	W	WEST ADAMS PREP SH	JOURNALISM 1A	1
5	W	WEST ADAMS PREP SH	KOREAN-AMER CUL&SOC	1
5	W	WEST ADAMS PREP SH	LAT AM STU	3
5	W	WEST ADAMS PREP SH	MATERIAL SCI ENGIN A	3
5	W	WEST ADAMS PREP SH	PHYSICS:THE UNIVERSE A	6
5	W	WEST ADAMS PREP SH	PRECALC A	4

***Count of Sufficiency means:** Each class (elementary schools) or section (secondary schools) has verified sufficiency per subject matter.

Board District	Region	School Name	Class/Section Name	*Count of Number of classes/sections verifying sufficiency
5	W	WEST ADAMS PREP SH	PRIN AM DEMOCR	7
5	W	WEST ADAMS PREP SH	SCI FI LIT	2
5	W	WEST ADAMS PREP SH	SPAN SP 1A	2
5	W	WEST ADAMS PREP SH	SPAN SP 2A	2
5	W	WEST ADAMS PREP SH	SPANISH 1A	4
5	W	WEST ADAMS PREP SH	SPANISH 2A	4
5	W	WEST ADAMS PREP SH	SPEECH A	7
5	W	WEST ADAMS PREP SH	TC MATH STAT A	1
5	W	WEST ADAMS PREP SH	US HIST 20TH A	7
5	W	WEST ADAMS PREP SH	US HIST B APXL	1
5	W	WEST ADAMS PREP SH	WHG: MOD WLD A	10
6	N	ALTA CAL GSTEAM MAG	Health	6
6	N	ALTA CAL GSTEAM MAG	History/Social Science	6
6	N	ALTA CAL GSTEAM MAG	Mathematics	6
6	N	ALTA CAL GSTEAM MAG	Reading/English Language Arts	6
6	N	ALTA CAL GSTEAM MAG	Science	6
6	N	ALTA CALIFORNIA EL	Health	27
6	N	ALTA CALIFORNIA EL	History/Social Science	27
6	N	ALTA CALIFORNIA EL	Mathematics	27
6	N	ALTA CALIFORNIA EL	Reading/English Language Arts	27
6	N	ALTA CALIFORNIA EL	Science	27
6	N	APPERSON ST EL	Health	16
6	N	APPERSON ST EL	History/Social Science	16
6	N	APPERSON ST EL	Mathematics	16
6	N	APPERSON ST EL	Reading/English Language Arts	16
6	N	APPERSON ST EL	Science	16
6	N	ARLETA SH	ACADEMIC ELD 3A	1

***Count of Sufficiency means:** Each class (elementary schools) or section (secondary schools) has verified sufficiency per subject matter.

Board District	Region	School Name	Class/Section Name	*Count of Number of classes/sections verifying sufficiency
6	N	ARLETA SH	ACADEMIC ELD 3B	1
6	N	ARLETA SH	ACADEMIC ELD 4A	1
6	N	ARLETA SH	ACADEMIC ELD 4B	1
6	N	ARLETA SH	ADV ELD SH A	1
6	N	ARLETA SH	AM LIT COMP	5
6	N	ARLETA SH	AP BIO A	1
6	N	ARLETA SH	AP ENG LANG A	1
6	N	ARLETA SH	AP ENV SCI A	1
6	N	ARLETA SH	AP SPAN LNG A	1
6	N	ARLETA SH	AP ST ART DR A	1
6	N	ARLETA SH	BIOLOGY:LIVING EARTH A	6
6	N	ARLETA SH	CC ALG 1 TUT LAB A	4
6	N	ARLETA SH	CC ALG 2 TUT LAB A	3
6	N	ARLETA SH	CC ALGEBRA 1	12
6	N	ARLETA SH	CC ALGEBRA 2A	4
6	N	ARLETA SH	CC ALGEBRA 2B	3
6	N	ARLETA SH	CC GEOM TUT LAB A	11
6	N	ARLETA SH	CC GEOMETRY A	2
6	N	ARLETA SH	CC GEOMETRY B	3
6	N	ARLETA SH	CHEMISTRY:EARTH SYS A	5
6	N	ARLETA SH	DEV MATH SH A	4
6	N	ARLETA SH	ELD 1A	1
6	N	ARLETA SH	ELD 1B	1
6	N	ARLETA SH	ELD 2A	1
6	N	ARLETA SH	ELD 2B	1
6	N	ARLETA SH	ENGLISH 10A	6
6	N	ARLETA SH	ENGLISH 9A	9

***Count of Sufficiency means:** Each class (elementary schools) or section (secondary schools) has verified sufficiency per subject matter.

Board District	Region	School Name	Class/Section Name	*Count of Number of classes/sections verifying sufficiency
6	N	ARLETA SH	ERWC A	5
6	N	ARLETA SH	FINANCIAL ALGEBRA 2A	4
6	N	ARLETA SH	FRENCH 2A	3
6	N	ARLETA SH	H BIOLOGY:LIVING EARTH A	1
6	N	ARLETA SH	H CC ALGEBRA 1	1
6	N	ARLETA SH	H CC ALGEBRA 2A	1
6	N	ARLETA SH	H CHEMISTRY:EARTH SYS A	2
6	N	ARLETA SH	H ENGLISH 10A	1
6	N	ARLETA SH	H ENGLISH 9A	1
6	N	ARLETA SH	H PHYSICS:THE UNIVERSE A	1
6	N	ARLETA SH	H PRIN AM DEMOCR	1
6	N	ARLETA SH	H PRN ENGINEER A	2
6	N	ARLETA SH	H WHG: MOD WLD A	1
6	N	ARLETA SH	HEALTH SH	4
6	N	ARLETA SH	INTRO TO ETHNIC STUDIES	3
6	N	ARLETA SH	L & L EL SH 2A	3
6	N	ARLETA SH	L & L EL SH A	3
6	N	ARLETA SH	PHYSICS:THE UNIVERSE A	1
6	N	ARLETA SH	PHYSIOLOGY A	5
6	N	ARLETA SH	PRECALC A	1
6	N	ARLETA SH	PRIN AM DEMOCR	5
6	N	ARLETA SH	SPAN SP 1A	2
6	N	ARLETA SH	SPAN SP 2A	1
6	N	ARLETA SH	SPANISH 1A	3
6	N	ARLETA SH	SPANISH 2A	3
6	N	ARLETA SH	SPANISH 3A	1
6	N	ARLETA SH	STAT & PROB A	2

***Count of Sufficiency means:** Each class (elementary schools) or section (secondary schools) has verified sufficiency per subject matter.

Board District	Region	School Name	Class/Section Name	*Count of Number of classes/sections verifying sufficiency
6	N	ARLETA SH	TC MATH STAT A	2
6	N	ARLETA SH	US HIST 20TH A	5
6	N	ARLETA SH	WHG: MOD WLD A	6
6	N	ARMINTA ST EL	Health	19
6	N	ARMINTA ST EL	History/Social Science	19
6	N	ARMINTA ST EL	Mathematics	19
6	N	ARMINTA ST EL	Reading/English Language Arts	19
6	N	ARMINTA ST EL	Science	19
6	N	BEACHY AVE EL	Health	24
6	N	BEACHY AVE EL	History/Social Science	24
6	N	BEACHY AVE EL	Mathematics	24
6	N	BEACHY AVE EL	Reading/English Language Arts	24
6	N	BEACHY AVE EL	Science	24
6	N	BELLINGHAM EL	Health	24
6	N	BELLINGHAM EL	History/Social Science	24
6	N	BELLINGHAM EL	Mathematics	24
6	N	BELLINGHAM EL	Reading/English Language Arts	24
6	N	BELLINGHAM EL	Science	24
6	N	BRAINARD EL	Health	13
6	N	BRAINARD EL	History/Social Science	13
6	N	BRAINARD EL	Mathematics	13
6	N	BRAINARD EL	Reading/English Language Arts	13
6	N	BRAINARD EL	Science	13
6	N	BROADOUS EL	Health	23
6	N	BROADOUS EL	History/Social Science	23
6	N	BROADOUS EL	Mathematics	23
6	N	BROADOUS EL	Reading/English Language Arts	23

***Count of Sufficiency means:** Each class (elementary schools) or section (secondary schools) has verified sufficiency per subject matter.

Board District	Region	School Name	Class/Section Name	*Count of Number of classes/sections verifying sufficiency
6	N	BROADOUS EL	Science	23
6	N	BROADOUS EL STM MAG	Health	3
6	N	BROADOUS EL STM MAG	History/Social Science	3
6	N	BROADOUS EL STM MAG	Mathematics	3
6	N	BROADOUS EL STM MAG	Reading/English Language Arts	3
6	N	BROADOUS EL STM MAG	Science	3
6	N	BURKE HS	ADV ELD SH 2A	1
6	N	BURKE HS	ADV ELD SH A	1
6	N	BURKE HS	AM LIT COMP	2
6	N	BURKE HS	BIOLOGY:LIVING EARTH A	2
6	N	BURKE HS	BIOLOGY:LIVING EARTH B	2
6	N	BURKE HS	CC ALGEBRA 1	1
6	N	BURKE HS	CC ALGEBRA 2A	3
6	N	BURKE HS	CC ALGEBRA 2B	1
6	N	BURKE HS	CC GEOMETRY A	3
6	N	BURKE HS	CC GEOMETRY B	1
6	N	BURKE HS	CHEMISTRY:EARTH SYS A	1
6	N	BURKE HS	CHEMISTRY:EARTH SYS B	2
6	N	BURKE HS	ECONOMICS	3
6	N	BURKE HS	ENGLISH 10A	3
6	N	BURKE HS	ENGLISH 10B	3
6	N	BURKE HS	ENGLISH 9A	2
6	N	BURKE HS	ENGLISH 9B	2
6	N	BURKE HS	ENV STU A	1
6	N	BURKE HS	ERWC A	2
6	N	BURKE HS	ERWC B	2
6	N	BURKE HS	HEALTH SH	1

***Count of Sufficiency means:** Each class (elementary schools) or section (secondary schools) has verified sufficiency per subject matter.

Board District	Region	School Name	Class/Section Name	*Count of Number of classes/sections verifying sufficiency
6	N	BURKE HS	INTRO TO ETHNIC STUDIES	1
6	N	BURKE HS	MEX AM LIT	1
6	N	BURKE HS	PRECALC A	1
6	N	BURKE HS	PRIN AM DEMOCR	2
6	N	BURKE HS	SPANISH 1A	1
6	N	BURKE HS	SPANISH 2A	2
6	N	BURKE HS	US HIST 20TH A	3
6	N	BURKE HS	US HIST 20TH B	1
6	N	BURKE HS	WHG: MOD WLD A	2
6	N	BURKE HS	WHG: MOD WLD B	2
6	N	BURTON ST EL	Health	22
6	N	BURTON ST EL	History/Social Science	22
6	N	BURTON ST EL	Mathematics	22
6	N	BURTON ST EL	Reading/English Language Arts	22
6	N	BURTON ST EL	Science	22
6	N	BYRD MS	ADV ELD MS 1A	2
6	N	BYRD MS	ADV ELD MS 2A	2
6	N	BYRD MS	CC MATH 6 TUT LAB A	3
6	N	BYRD MS	CC MATH 6A	14
6	N	BYRD MS	CC MATH 7 TUT LAB A	5
6	N	BYRD MS	CC MATH 7A	12
6	N	BYRD MS	CC MATH 8A	11
6	N	BYRD MS	CREAT WRT MS A	1
6	N	BYRD MS	ELD 1A	2
6	N	BYRD MS	ELD 2A	2
6	N	BYRD MS	ELD MS 3A	1
6	N	BYRD MS	ELD MS 4A	1

***Count of Sufficiency means:** Each class (elementary schools) or section (secondary schools) has verified sufficiency per subject matter.

Board District	Region	School Name	Class/Section Name	*Count of Number of classes/sections verifying sufficiency
6	N	BYRD MS	ENG ALT CUR 6A	3
6	N	BYRD MS	ENG ALT CUR 7A	3
6	N	BYRD MS	ENG ALT CUR 8A	3
6	N	BYRD MS	ENGLISH 6A	11
6	N	BYRD MS	ENGLISH 7A	10
6	N	BYRD MS	ENGLISH 8A	11
6	N	BYRD MS	FORENSIC SC MS	2
6	N	BYRD MS	H ACC CC ALG 1A	2
6	N	BYRD MS	H ACC CC MATH 7A	4
6	N	BYRD MS	H CC GEOMETRY A	1
6	N	BYRD MS	H ENGLISH 6A	4
6	N	BYRD MS	H ENGLISH 7A	5
6	N	BYRD MS	H ENGLISH 8A	4
6	N	BYRD MS	H HGH ACC CC MATH 6/7A	1
6	N	BYRD MS	H INTEG SCIENCE 7	4
6	N	BYRD MS	H INTEG SCIENCE 8A	4
6	N	BYRD MS	H INTEGR SCIENCE 6A	4
6	N	BYRD MS	H US HIST G&C A	4
6	N	BYRD MS	H WHG: ANC CIV A	4
6	N	BYRD MS	H WHG: MED/MOD A	4
6	N	BYRD MS	INTEG SCIENCE 7	6
6	N	BYRD MS	INTEGR SCIENCE 6A	10
6	N	BYRD MS	INTEGR SCIENCE 8A	11
6	N	BYRD MS	INTRO PHYS COMPUTING A MS	5
6	N	BYRD MS	LIT SUCCESS 1A	3
6	N	BYRD MS	LIT SUCCESS 2A	4
6	N	BYRD MS	SCI/HLT AC 6A	3

***Count of Sufficiency means:** Each class (elementary schools) or section (secondary schools) has verified sufficiency per subject matter.

Board District	Region	School Name	Class/Section Name	*Count of Number of classes/sections verifying sufficiency
6	N	BYRD MS	SCI/HLT AC 7	3
6	N	BYRD MS	US HIST G&C A	12
6	N	BYRD MS	WHG: ANC CIV A	11
6	N	BYRD MS	WHG: MED/MOD A	16
6	N	CAMELLIA AVE EL	Health	25
6	N	CAMELLIA AVE EL	History/Social Science	25
6	N	CAMELLIA AVE EL	Mathematics	25
6	N	CAMELLIA AVE EL	Reading/English Language Arts	25
6	N	CAMELLIA AVE EL	Science	25
6	N	CAMELLIA EL DTS	Health	5
6	N	CAMELLIA EL DTS	History/Social Science	5
6	N	CAMELLIA EL DTS	Mathematics	5
6	N	CAMELLIA EL DTS	Reading/English Language Arts	5
6	N	CAMELLIA EL DTS	Science	5
6	N	CANTERBURY AVE EL	Health	24
6	N	CANTERBURY AVE EL	History/Social Science	24
6	N	CANTERBURY AVE EL	Mathematics	24
6	N	CANTERBURY AVE EL	Reading/English Language Arts	24
6	N	CANTERBURY AVE EL	Science	24
6	N	CANTERBURY GIFTED MAG	Health	10
6	N	CANTERBURY GIFTED MAG	History/Social Science	10
6	N	CANTERBURY GIFTED MAG	Mathematics	10
6	N	CANTERBURY GIFTED MAG	Reading/English Language Arts	10
6	N	CANTERBURY GIFTED MAG	Science	10
6	N	CARLSON HOME	ADV ELD MS 2A	1
6	N	CARLSON HOME	AM LIT COMP	2
6	N	CARLSON HOME	CC ALG 2 TUT LAB A	1

***Count of Sufficiency means:** Each class (elementary schools) or section (secondary schools) has verified sufficiency per subject matter.

Board District	Region	School Name	Class/Section Name	*Count of Number of classes/sections verifying sufficiency
6	N	CARLSON HOME	CC ALGEBRA 1	5
6	N	CARLSON HOME	CC ALGEBRA 2B	1
6	N	CARLSON HOME	CC GEOMETRY B	2
6	N	CARLSON HOME	CC MATH 6A	4
6	N	CARLSON HOME	CC MATH 7A	2
6	N	CARLSON HOME	CC MATH 8A	5
6	N	CARLSON HOME	DEV MATH SH A	1
6	N	CARLSON HOME	DEV READ HS A	1
6	N	CARLSON HOME	ELD 1A	2
6	N	CARLSON HOME	ENG ALT CUR 6A	8
6	N	CARLSON HOME	ENG ALT CUR 7A	5
6	N	CARLSON HOME	ENG ALT CUR 8A	4
6	N	CARLSON HOME	ENGLISH 10A	2
6	N	CARLSON HOME	ENGLISH 6A	3
6	N	CARLSON HOME	ENGLISH 7A	2
6	N	CARLSON HOME	ENGLISH 8A	5
6	N	CARLSON HOME	ENGLISH 9A	3
6	N	CARLSON HOME	EXPOS COMP	5
6	N	CARLSON HOME	Health	54
6	N	CARLSON HOME	History/Social Science	54
6	N	CARLSON HOME	L & L EL MS 1A	3
6	N	CARLSON HOME	L & L EL SH A	2
6	N	CARLSON HOME	Mathematics	54
6	N	CARLSON HOME	PRIN AM DEMOCR	1
6	N	CARLSON HOME	Reading/English Language Arts	54
6	N	CARLSON HOME	Science	54
6	N	CARLSON HOME	US HIST 20TH A	2

***Count of Sufficiency means:** Each class (elementary schools) or section (secondary schools) has verified sufficiency per subject matter.

Board District	Region	School Name	Class/Section Name	*Count of Number of classes/sections verifying sufficiency
6	N	CARLSON HOME	WHG: MOD WLD A	1
6	N	CARLSON HOSPITAL	ACADEMIC ELD 4A	1
6	N	CARLSON HOSPITAL	ADV ELD SH 2A	2
6	N	CARLSON HOSPITAL	AM LIT COMP	6
6	N	CARLSON HOSPITAL	BIOLOGY:LIVING EARTH A	4
6	N	CARLSON HOSPITAL	BIOLOGY:LIVING EARTH B	4
6	N	CARLSON HOSPITAL	CC ALG 1 TUT LAB A	2
6	N	CARLSON HOSPITAL	CC ALG 2 TUT LAB A	2
6	N	CARLSON HOSPITAL	CC ALG 2 TUT LAB B	1
6	N	CARLSON HOSPITAL	CC ALGEBRA 1	6
6	N	CARLSON HOSPITAL	CC ALGEBRA 2A	5
6	N	CARLSON HOSPITAL	CC ALGEBRA 2B	1
6	N	CARLSON HOSPITAL	CC GEOM TUT LAB A	2
6	N	CARLSON HOSPITAL	CC GEOMETRY A	6
6	N	CARLSON HOSPITAL	CC GEOMETRY B	4
6	N	CARLSON HOSPITAL	CC MATH 6A	2
6	N	CARLSON HOSPITAL	CC MATH 7A	2
6	N	CARLSON HOSPITAL	CC MATH 8A	3
6	N	CARLSON HOSPITAL	CHEMISTRY:EARTH SYS A	2
6	N	CARLSON HOSPITAL	CHEMISTRY:EARTH SYS B	1
6	N	CARLSON HOSPITAL	DEV MATH SH A	2
6	N	CARLSON HOSPITAL	DEV READ HS A	2
6	N	CARLSON HOSPITAL	ECONOMICS	2
6	N	CARLSON HOSPITAL	ENG ALT CUR 6A	2
6	N	CARLSON HOSPITAL	ENG ALT CUR 7A	5
6	N	CARLSON HOSPITAL	ENG ALT CUR 8A	5
6	N	CARLSON HOSPITAL	ENGLISH 10A	7

***Count of Sufficiency means:** Each class (elementary schools) or section (secondary schools) has verified sufficiency per subject matter.

Board District	Region	School Name	Class/Section Name	*Count of Number of classes/sections verifying sufficiency
6	N	CARLSON HOSPITAL	ENGLISH 6A	2
6	N	CARLSON HOSPITAL	ENGLISH 7A	1
6	N	CARLSON HOSPITAL	ENGLISH 8A	3
6	N	CARLSON HOSPITAL	ENGLISH 9A	5
6	N	CARLSON HOSPITAL	ENGLISH 9B	1
6	N	CARLSON HOSPITAL	EXPOS COMP	4
6	N	CARLSON HOSPITAL	Health	33
6	N	CARLSON HOSPITAL	HEALTH SH	6
6	N	CARLSON HOSPITAL	History/Social Science	33
6	N	CARLSON HOSPITAL	INTEG SCIENCE 7	1
6	N	CARLSON HOSPITAL	INTEGR SCIENCE 6A	1
6	N	CARLSON HOSPITAL	INTEGR SCIENCE 8A	1
6	N	CARLSON HOSPITAL	INTERACTIONS A	4
6	N	CARLSON HOSPITAL	INTERACTIONS B	3
6	N	CARLSON HOSPITAL	INTRO PSYCH	2
6	N	CARLSON HOSPITAL	INTRO TO ETHNIC STUDIES	1
6	N	CARLSON HOSPITAL	L & L EL MS 1A	1
6	N	CARLSON HOSPITAL	L & L EL MS 2A	1
6	N	CARLSON HOSPITAL	L & L EL SH 2A	1
6	N	CARLSON HOSPITAL	L & L EL SH A	2
6	N	CARLSON HOSPITAL	Mathematics	33
6	N	CARLSON HOSPITAL	MODERN LIT	2
6	N	CARLSON HOSPITAL	PHYSICS:THE UNIVERSE A	1
6	N	CARLSON HOSPITAL	PRECALC A	1
6	N	CARLSON HOSPITAL	PRIN AM DEMOCR	5
6	N	CARLSON HOSPITAL	Reading/English Language Arts	33
6	N	CARLSON HOSPITAL	Science	33

***Count of Sufficiency means:** Each class (elementary schools) or section (secondary schools) has verified sufficiency per subject matter.

Board District	Region	School Name	Class/Section Name	*Count of Number of classes/sections verifying sufficiency
6	N	CARLSON HOSPITAL	SPANISH 1A	2
6	N	CARLSON HOSPITAL	SPANISH 1B	2
6	N	CARLSON HOSPITAL	SPANISH 2A	2
6	N	CARLSON HOSPITAL	SPANISH 2B	2
6	N	CARLSON HOSPITAL	US HIST 20TH A	6
6	N	CARLSON HOSPITAL	US HIST G&C A	1
6	N	CARLSON HOSPITAL	WHG: ANC CIV A	1
6	N	CARLSON HOSPITAL	WHG: MED/MOD A	2
6	N	CARLSON HOSPITAL	WHG: MOD WLD A	6
6	N	CARLSON HOSPITAL	WHG: MOD WLD B	2
6	N	CDS LONDON	ADV ELD SH A	1
6	N	CDS LONDON	AM LIT COMP	1
6	N	CDS LONDON	BIOLOGY:LIVING EARTH A	3
6	N	CDS LONDON	BIOLOGY:LIVING EARTH B	1
6	N	CDS LONDON	CC ALGEBRA 1	5
6	N	CDS LONDON	CC ALGEBRA 2A	1
6	N	CDS LONDON	CC ALGEBRA 2B	1
6	N	CDS LONDON	CC GEOMETRY B	2
6	N	CDS LONDON	CC MATH 8A	1
6	N	CDS LONDON	CHEMISTRY:EARTH SYS B	1
6	N	CDS LONDON	ECONOMICS	1
6	N	CDS LONDON	ENGLISH 10B	1
6	N	CDS LONDON	ENGLISH 9A	2
6	N	CDS LONDON	ENGLISH 9B	1
6	N	CDS LONDON	ENV STU B	1
6	N	CDS LONDON	EXPOS COMP	4
6	N	CDS LONDON	HEALTH SH	1

***Count of Sufficiency means:** Each class (elementary schools) or section (secondary schools) has verified sufficiency per subject matter.

Board District	Region	School Name	Class/Section Name	*Count of Number of classes/sections verifying sufficiency
6	N	CDS LONDON	INTEGR SCIENCE 8A	2
6	N	CDS LONDON	L & L EL SH A	1
6	N	CDS LONDON	L & L EL SH B	1
6	N	CDS LONDON	MODERN LIT	2
6	N	CDS LONDON	PRIN AM DEMOCR	3
6	N	CDS LONDON	SPANISH 1A EDGL	1
6	N	CDS LONDON	SPANISH 1B EDGL	1
6	N	CDS LONDON	SPANISH 2A EDGL	1
6	N	CDS LONDON	SPANISH 2B EDGL	1
6	N	CDS LONDON	US HIST 20TH A	2
6	N	CDS LONDON	US HIST 20TH B	3
6	N	CDS LONDON	US HIST G&C A	2
6	N	CDS LONDON	US HIST G&C B	1
6	N	CDS LONDON	WHG: MOD WLD A	4
6	N	CDS LONDON	WHG: MOD WLD B	1
6	N	CHASE ST EL	Health	32
6	N	CHASE ST EL	History/Social Science	32
6	N	CHASE ST EL	Mathematics	32
6	N	CHASE ST EL	Reading/English Language Arts	32
6	N	CHASE ST EL	Science	32
6	N	CHAVEZ LA ARTES MAG	ADV ELD SH 2A	1
6	N	CHAVEZ LA ARTES MAG	ADV ELD SH A	1
6	N	CHAVEZ LA ARTES MAG	AM LIT COMP	2
6	N	CHAVEZ LA ARTES MAG	AP ENG LIT A	1
6	N	CHAVEZ LA ARTES MAG	AP ENV SCI A	1
6	N	CHAVEZ LA ARTES MAG	AP GOVT & POL	1
6	N	CHAVEZ LA ARTES MAG	AP SPAN LNG A	1

***Count of Sufficiency means:** Each class (elementary schools) or section (secondary schools) has verified sufficiency per subject matter.

Board District	Region	School Name	Class/Section Name	*Count of Number of classes/sections verifying sufficiency
6	N	CHAVEZ LA ARTES MAG	AP ST ART 2D A	1
6	N	CHAVEZ LA ARTES MAG	AP ST ART 3D A	1
6	N	CHAVEZ LA ARTES MAG	AP ST ART DR A	1
6	N	CHAVEZ LA ARTES MAG	AP US HIST A	1
6	N	CHAVEZ LA ARTES MAG	AP WLD HIST A	1
6	N	CHAVEZ LA ARTES MAG	BIO:LIVING EARTH A EDGVP	1
6	N	CHAVEZ LA ARTES MAG	BIOLOGY:LIVING EARTH A	3
6	N	CHAVEZ LA ARTES MAG	CC ALG 2B EDGVP	1
6	N	CHAVEZ LA ARTES MAG	CC ALGEBRA 1	4
6	N	CHAVEZ LA ARTES MAG	CC ALGEBRA 2A	3
6	N	CHAVEZ LA ARTES MAG	CC ENG 10B EDGVP	1
6	N	CHAVEZ LA ARTES MAG	CC ENG 11A EDGVP	1
6	N	CHAVEZ LA ARTES MAG	CC ENG 9B EDGVP	1
6	N	CHAVEZ LA ARTES MAG	CC GEOMETRY A	3
6	N	CHAVEZ LA ARTES MAG	CC YL ALGEBRA 1 EDGVP	1
6	N	CHAVEZ LA ARTES MAG	CHEM IN EAR SYS B EDGVP	1
6	N	CHAVEZ LA ARTES MAG	CHEMISTRY:EARTH SYS A	3
6	N	CHAVEZ LA ARTES MAG	ENGLISH 10A	3
6	N	CHAVEZ LA ARTES MAG	ENGLISH 9A	3
6	N	CHAVEZ LA ARTES MAG	EXPOS COMP	3
6	N	CHAVEZ LA ARTES MAG	H AM LIT COMP	1
6	N	CHAVEZ LA ARTES MAG	H BIOLOGY:LIVING EARTH A	1
6	N	CHAVEZ LA ARTES MAG	H CC ALGEBRA 1	1
6	N	CHAVEZ LA ARTES MAG	H CC ALGEBRA 2A	2
6	N	CHAVEZ LA ARTES MAG	H CC GEOMETRY A	1
6	N	CHAVEZ LA ARTES MAG	H CHEMISTRY:EARTH SYS A	1
6	N	CHAVEZ LA ARTES MAG	H ENGLISH 10A	1

***Count of Sufficiency means:** Each class (elementary schools) or section (secondary schools) has verified sufficiency per subject matter.

Board District	Region	School Name	Class/Section Name	*Count of Number of classes/sections verifying sufficiency
6	N	CHAVEZ LA ARTES MAG	H ENGLISH 9A	1
6	N	CHAVEZ LA ARTES MAG	H PHYSICS:THE UNIVERSE A	2
6	N	CHAVEZ LA ARTES MAG	H PRECALC A	2
6	N	CHAVEZ LA ARTES MAG	H US HIST 20TH A	1
6	N	CHAVEZ LA ARTES MAG	H WHG: MOD WLD A	1
6	N	CHAVEZ LA ARTES MAG	INT DATA SCI A	2
6	N	CHAVEZ LA ARTES MAG	INTRO TO ETHNIC STUDIES	2
6	N	CHAVEZ LA ARTES MAG	PRIN AM DEMOCR	3
6	N	CHAVEZ LA ARTES MAG	SPAN SP 1A	1
6	N	CHAVEZ LA ARTES MAG	SPAN SP 2A	2
6	N	CHAVEZ LA ARTES MAG	SPANISH 1A	2
6	N	CHAVEZ LA ARTES MAG	SPANISH 2A	2
6	N	CHAVEZ LA ARTES MAG	SPANISH 2A EDGL	1
6	N	CHAVEZ LA ARTES MAG	SPANISH 2B EDGL	1
6	N	CHAVEZ LA ARTES MAG	SPANISH 3A	2
6	N	CHAVEZ LA ARTES MAG	US HIST 20TH A	3
6	N	CHAVEZ LA ARTES MAG	WHG M B EDGVP	1
6	N	CHAVEZ LA ARTES MAG	WHG: MOD WLD A	3
6	N	CHAVEZ LA ARTES MAG	WLD OF MUSIC	2
6	N	CHAVEZ LA ASE	ACAD LIT SH 9A	2
6	N	CHAVEZ LA ASE	AM LIT COMP	2
6	N	CHAVEZ LA ASE	AP CALCULUS A	1
6	N	CHAVEZ LA ASE	AP ENG LIT A	1
6	N	CHAVEZ LA ASE	AP ENV SCI A	1
6	N	CHAVEZ LA ASE	AP US HIST A	1
6	N	CHAVEZ LA ASE	BIOLOGY:LIVING EARTH A	2
6	N	CHAVEZ LA ASE	CC ALGEBRA 1	3

***Count of Sufficiency means:** Each class (elementary schools) or section (secondary schools) has verified sufficiency per subject matter.

Board District	Region	School Name	Class/Section Name	*Count of Number of classes/sections verifying sufficiency
6	N	CHAVEZ LA ASE	CC ALGEBRA 2A	3
6	N	CHAVEZ LA ASE	CC ENG 10A EDGVP	1
6	N	CHAVEZ LA ASE	CC GEOMETRY A	1
6	N	CHAVEZ LA ASE	CC YL ALGEBRA 1 EDGVP	1
6	N	CHAVEZ LA ASE	CHEMISTRY:EARTH SYS A	1
6	N	CHAVEZ LA ASE	ECONOMICS	1
6	N	CHAVEZ LA ASE	ELD 10A	1
6	N	CHAVEZ LA ASE	ELD 11A	1
6	N	CHAVEZ LA ASE	ELD 9A	1
6	N	CHAVEZ LA ASE	ENGLISH 10A	1
6	N	CHAVEZ LA ASE	ENGLISH 9A	2
6	N	CHAVEZ LA ASE	ERWC A	2
6	N	CHAVEZ LA ASE	H ADV BIO A	1
6	N	CHAVEZ LA ASE	H BIOLOGY:LIVING EARTH A	1
6	N	CHAVEZ LA ASE	H CC ALGEBRA 1	1
6	N	CHAVEZ LA ASE	H CC ALGEBRA 2A	1
6	N	CHAVEZ LA ASE	H CC GEOMETRY A	1
6	N	CHAVEZ LA ASE	H CHEMISTRY:EARTH SYS A	2
6	N	CHAVEZ LA ASE	H ENGLISH 10A	1
6	N	CHAVEZ LA ASE	H PHYSIOLOGY A	1
6	N	CHAVEZ LA ASE	H PRECALC A	1
6	N	CHAVEZ LA ASE	H US HIST 20TH A	1
6	N	CHAVEZ LA ASE	HS INT NEW ELD A	1
6	N	CHAVEZ LA ASE	INTRO TO ETHNIC STUDIES	1
6	N	CHAVEZ LA ASE	MESA INTRO ENGIN A	1
6	N	CHAVEZ LA ASE	MEX AM STU	1
6	N	CHAVEZ LA ASE	PHYSICS:THE UNIVERSE A	2

***Count of Sufficiency means:** Each class (elementary schools) or section (secondary schools) has verified sufficiency per subject matter.

Board District	Region	School Name	Class/Section Name	*Count of Number of classes/sections verifying sufficiency
6	N	CHAVEZ LA ASE	PRIN AM DEMOCR	2
6	N	CHAVEZ LA ASE	SPAN SP 1A	1
6	N	CHAVEZ LA ASE	SPAN SP 2A	1
6	N	CHAVEZ LA ASE	SPANISH 1A	2
6	N	CHAVEZ LA ASE	SPANISH 2A	1
6	N	CHAVEZ LA ASE	TC MATH STAT A	1
6	N	CHAVEZ LA ASE	US HIST 20TH A	1
6	N	CHAVEZ LA ASE	WHG: MOD WLD A	2
6	N	CHAVEZ LA SJ HUM AC	ADV ELD SH A	1
6	N	CHAVEZ LA SJ HUM AC	AM IND STU	6
6	N	CHAVEZ LA SJ HUM AC	AM LIT COMP	4
6	N	CHAVEZ LA SJ HUM AC	AP COMP SCI PRIN A	1
6	N	CHAVEZ LA SJ HUM AC	AP ENG LANG A	2
6	N	CHAVEZ LA SJ HUM AC	AP ENG LIT A	1
6	N	CHAVEZ LA SJ HUM AC	AP GOVT & POL	1
6	N	CHAVEZ LA SJ HUM AC	AP HUMAN GEO A	1
6	N	CHAVEZ LA SJ HUM AC	AP SPAN LNG A	1
6	N	CHAVEZ LA SJ HUM AC	AP US HIST A	1
6	N	CHAVEZ LA SJ HUM AC	BIOLOGY:LIVING EARTH A	5
6	N	CHAVEZ LA SJ HUM AC	CHEMISTRY:EARTH SYS A	4
6	N	CHAVEZ LA SJ HUM AC	ELD 1A	2
6	N	CHAVEZ LA SJ HUM AC	ELD 2A	2
6	N	CHAVEZ LA SJ HUM AC	ENGLISH 10A	4
6	N	CHAVEZ LA SJ HUM AC	ENGLISH 9A	5
6	N	CHAVEZ LA SJ HUM AC	EXPOS COMP	3
6	N	CHAVEZ LA SJ HUM AC	H CHEMISTRY:EARTH SYS A	1
6	N	CHAVEZ LA SJ HUM AC	INTEGR MATH 1A	5

***Count of Sufficiency means:** Each class (elementary schools) or section (secondary schools) has verified sufficiency per subject matter.

Board District	Region	School Name	Class/Section Name	*Count of Number of classes/sections verifying sufficiency
6	N	CHAVEZ LA SJ HUM AC	INTEGR MATH 2A	4
6	N	CHAVEZ LA SJ HUM AC	INTEGR MATH 3A	3
6	N	CHAVEZ LA SJ HUM AC	INTRO PSYCH	1
6	N	CHAVEZ LA SJ HUM AC	INTRO SOCIO	2
6	N	CHAVEZ LA SJ HUM AC	JOURNALISM 1A	2
6	N	CHAVEZ LA SJ HUM AC	L & L EL SH A	1
6	N	CHAVEZ LA SJ HUM AC	MAND 1A	3
6	N	CHAVEZ LA SJ HUM AC	MAND 2A	2
6	N	CHAVEZ LA SJ HUM AC	MARINE BIO A	4
6	N	CHAVEZ LA SJ HUM AC	PHILOSOPHY A	1
6	N	CHAVEZ LA SJ HUM AC	PRECALC A	2
6	N	CHAVEZ LA SJ HUM AC	PRIN AM DEMOCR	3
6	N	CHAVEZ LA SJ HUM AC	SPAN SP 1A	4
6	N	CHAVEZ LA SJ HUM AC	US HIST 20TH A	4
6	N	CHAVEZ LA SJ HUM AC	WHG: MOD WLD A	5
6	N	CHAVEZ LA TECH PREP	ACAD LIT SH 9A	3
6	N	CHAVEZ LA TECH PREP	ACAD LT SH 10A	3
6	N	CHAVEZ LA TECH PREP	ACADEMIC ELD 3A	1
6	N	CHAVEZ LA TECH PREP	ACADEMIC ELD 4A	1
6	N	CHAVEZ LA TECH PREP	ADV ELD SH 2A	1
6	N	CHAVEZ LA TECH PREP	ADV ELD SH A	1
6	N	CHAVEZ LA TECH PREP	AM LIT COMP	1
6	N	CHAVEZ LA TECH PREP	AP CALCULUS A	1
6	N	CHAVEZ LA TECH PREP	AP ENG LANG A	2
6	N	CHAVEZ LA TECH PREP	AP PSYCHOLOG A	1
6	N	CHAVEZ LA TECH PREP	AP WLD HIST A	1
6	N	CHAVEZ LA TECH PREP	BIOLOGY:LIVING EARTH A	2

***Count of Sufficiency means:** Each class (elementary schools) or section (secondary schools) has verified sufficiency per subject matter.

Board District	Region	School Name	Class/Section Name	*Count of Number of classes/sections verifying sufficiency
6	N	CHAVEZ LA TECH PREP	CC ALG 2 TUT LAB A	2
6	N	CHAVEZ LA TECH PREP	CC ALG 2B EDGVP	1
6	N	CHAVEZ LA TECH PREP	CC ENG 10B EDGVP	1
6	N	CHAVEZ LA TECH PREP	CC GEOM B EDGVP	1
6	N	CHAVEZ LA TECH PREP	CC GEOM TUT LAB A	4
6	N	CHAVEZ LA TECH PREP	ELD 1A	1
6	N	CHAVEZ LA TECH PREP	ELD 2A	1
6	N	CHAVEZ LA TECH PREP	ENGLISH 10A	2
6	N	CHAVEZ LA TECH PREP	ERWC A	1
6	N	CHAVEZ LA TECH PREP	H CC ALGEBRA 1	1
6	N	CHAVEZ LA TECH PREP	H CC ALGEBRA 2A	1
6	N	CHAVEZ LA TECH PREP	H PHYSICS:THE UNIVERSE A	1
6	N	CHAVEZ LA TECH PREP	H PRIN AM DEMOCR	1
6	N	CHAVEZ LA TECH PREP	H SPAN SP 1A	1
6	N	CHAVEZ LA TECH PREP	H SPAN SP 3A	1
6	N	CHAVEZ LA TECH PREP	H US HIST 20TH A	1
6	N	CHAVEZ LA TECH PREP	HEALTH SH	2
6	N	CHAVEZ LA TECH PREP	INTRO TO ETHNIC STUDIES	1
6	N	CHAVEZ LA TECH PREP	JOURNALISM 1A	1
6	N	CHAVEZ LA TECH PREP	PHYSICS:THE UNIVERSE A	2
6	N	CHAVEZ LA TECH PREP	PRIN AM DEMOCR	1
6	N	CHAVEZ LA TECH PREP	SPAN SP 1A	1
6	N	CHAVEZ LA TECH PREP	SPANISH 1A	1
6	N	CHAVEZ LA TECH PREP	SPANISH 2A	1
6	N	CHAVEZ LA TECH PREP	US HIST 20TH A	1
6	N	CHAVEZ LA TECH PREP	WHG: MOD WLD A	2
6	N	COLDWATER CYN DTS	Health	7

***Count of Sufficiency means:** Each class (elementary schools) or section (secondary schools) has verified sufficiency per subject matter.

Board District	Region	School Name	Class/Section Name	*Count of Number of classes/sections verifying sufficiency
6	N	COLDWATER CYN DTS	History/Social Science	7
6	N	COLDWATER CYN DTS	Mathematics	7
6	N	COLDWATER CYN DTS	Reading/English Language Arts	7
6	N	COLDWATER CYN DTS	Science	7
6	N	COLDWATER CYN EL	Health	32
6	N	COLDWATER CYN EL	History/Social Science	32
6	N	COLDWATER CYN EL	Mathematics	32
6	N	COLDWATER CYN EL	Reading/English Language Arts	32
6	N	COLDWATER CYN EL	Science	32
6	N	COUGHLIN EL	Health	24
6	N	COUGHLIN EL	History/Social Science	24
6	N	COUGHLIN EL	Mathematics	24
6	N	COUGHLIN EL	Reading/English Language Arts	24
6	N	COUGHLIN EL	Science	24
6	N	DYER ST EL	Health	29
6	N	DYER ST EL	History/Social Science	29
6	N	DYER ST EL	Mathematics	29
6	N	DYER ST EL	Reading/English Language Arts	29
6	N	DYER ST EL	Science	29
6	N	EAST VALLEY SH	ACADEMIC ELD 3A	1
6	N	EAST VALLEY SH	ACADEMIC ELD 4A	1
6	N	EAST VALLEY SH	ADV ELD SH A	2
6	N	EAST VALLEY SH	AM LIT COMP	3
6	N	EAST VALLEY SH	AM SIGN LNG 1A	4
6	N	EAST VALLEY SH	AM SIGN LNG 2A	1
6	N	EAST VALLEY SH	AM SIGN LNG 3A	1
6	N	EAST VALLEY SH	AP CALCULUS A	1

***Count of Sufficiency means:** Each class (elementary schools) or section (secondary schools) has verified sufficiency per subject matter.

Board District	Region	School Name	Class/Section Name	*Count of Number of classes/sections verifying sufficiency
6	N	EAST VALLEY SH	AP ENG LANG A	1
6	N	EAST VALLEY SH	AP ENG LIT A	1
6	N	EAST VALLEY SH	AP GOVT & POL	1
6	N	EAST VALLEY SH	AP PSYCHOLOG A	1
6	N	EAST VALLEY SH	AP ST ART 2D A	1
6	N	EAST VALLEY SH	AP US HIST A	1
6	N	EAST VALLEY SH	AP WLD HIST A	1
6	N	EAST VALLEY SH	BIOLOGY:LIVING EARTH A	4
6	N	EAST VALLEY SH	BRDCST JOUR 1A	1
6	N	EAST VALLEY SH	CC ALG 1 TUT LAB A	5
6	N	EAST VALLEY SH	CC ALG 2 TUT LAB A	4
6	N	EAST VALLEY SH	CC ALGEBRA 1	4
6	N	EAST VALLEY SH	CC ALGEBRA 2A	3
6	N	EAST VALLEY SH	CC GEOM TUT LAB A	4
6	N	EAST VALLEY SH	CC GEOMETRY A	4
6	N	EAST VALLEY SH	CHEM IN EAR SYS A EDGVP	3
6	N	EAST VALLEY SH	CONS MATH A	1
6	N	EAST VALLEY SH	CREAT WRIT	2
6	N	EAST VALLEY SH	DEV MATH SH A	1
6	N	EAST VALLEY SH	DEV READ HS A	1
6	N	EAST VALLEY SH	ELD 1A	2
6	N	EAST VALLEY SH	ELD 2A	2
6	N	EAST VALLEY SH	ENGLISH 10A	3
6	N	EAST VALLEY SH	ENGLISH 9A	4
6	N	EAST VALLEY SH	ERWC A	3
6	N	EAST VALLEY SH	GENETICS	3
6	N	EAST VALLEY SH	H ADV MATH A	2

***Count of Sufficiency means:** Each class (elementary schools) or section (secondary schools) has verified sufficiency per subject matter.

Board District	Region	School Name	Class/Section Name	*Count of Number of classes/sections verifying sufficiency
6	N	EAST VALLEY SH	H AM LIT COMP	1
6	N	EAST VALLEY SH	H BIOLOGY:LIVING EARTH A	2
6	N	EAST VALLEY SH	H CC ALGEBRA 2A	1
6	N	EAST VALLEY SH	H CC GEOMETRY A	1
6	N	EAST VALLEY SH	H ENGLISH 10A	1
6	N	EAST VALLEY SH	H ENGLISH 9A	1
6	N	EAST VALLEY SH	H HUMANITIES A	1
6	N	EAST VALLEY SH	H PRECALC A	2
6	N	EAST VALLEY SH	H US HIST 20TH A	2
6	N	EAST VALLEY SH	H WHG: MOD WLD A	2
6	N	EAST VALLEY SH	HEALTH SH	2
6	N	EAST VALLEY SH	HUMANITIES A	4
6	N	EAST VALLEY SH	INTRO SOCIO	1
6	N	EAST VALLEY SH	JOURNALISM 1A	1
6	N	EAST VALLEY SH	MOV BD AWARE A	2
6	N	EAST VALLEY SH	PRE-AP ALGEBRA 1 A	2
6	N	EAST VALLEY SH	PRE-AP ENGLISH 1 A	1
6	N	EAST VALLEY SH	PRE-AP ENGLISH 2 A	1
6	N	EAST VALLEY SH	PRE-AP GEOMETRY A	1
6	N	EAST VALLEY SH	PRIN AM DEMOCR	3
6	N	EAST VALLEY SH	SPAN SP 1A	4
6	N	EAST VALLEY SH	SPANISH 1A	1
6	N	EAST VALLEY SH	STAT & PROB A	1
6	N	EAST VALLEY SH	US HIST 20TH A	2
6	N	EAST VALLEY SH	WHG: MOD WLD A	4
6	N	EAST VALLEY SH	WRIT SEMINAR A	3
6	N	EINSTEIN HS	ACADEMIC ELD 3A	2

***Count of Sufficiency means:** Each class (elementary schools) or section (secondary schools) has verified sufficiency per subject matter.

Board District	Region	School Name	Class/Section Name	*Count of Number of classes/sections verifying sufficiency
6	N	EINSTEIN HS	ACADEMIC ELD 4B	1
6	N	EINSTEIN HS	ADV ELD SH 2A	1
6	N	EINSTEIN HS	ADV ELD SH 2B	1
6	N	EINSTEIN HS	AM LIT COMP	4
6	N	EINSTEIN HS	BIO:LIVING EARTH A EDGP	4
6	N	EINSTEIN HS	BIO:LIVING EARTH B EDGP	5
6	N	EINSTEIN HS	BIOLOGY:LIVING EARTH A	3
6	N	EINSTEIN HS	BIOLOGY:LIVING EARTH B	4
6	N	EINSTEIN HS	BRITISH LIT EDG	5
6	N	EINSTEIN HS	CC ALG 1 TUT LAB A	3
6	N	EINSTEIN HS	CC ALG 1 TUT LAB B	1
6	N	EINSTEIN HS	CC ALG 1A EDGP	2
6	N	EINSTEIN HS	CC ALG 1B EDGP	2
6	N	EINSTEIN HS	CC ALG 2 TUT LAB A	2
6	N	EINSTEIN HS	CC ALG 2 TUT LAB B	3
6	N	EINSTEIN HS	CC ALG 2A EDGP	3
6	N	EINSTEIN HS	CC ALG 2B EDGP	1
6	N	EINSTEIN HS	CC ALGEBRA 1	1
6	N	EINSTEIN HS	CC ALGEBRA 2A	5
6	N	EINSTEIN HS	CC ALGEBRA 2B	3
6	N	EINSTEIN HS	CC ENG 10A EDGP	5
6	N	EINSTEIN HS	CC ENG 10B EDGP	1
6	N	EINSTEIN HS	CC ENG 11A EDGP	3
6	N	EINSTEIN HS	CC ENG 11B EDGP	2
6	N	EINSTEIN HS	CC ENG 9A EDGP	4
6	N	EINSTEIN HS	CC ENG 9B EDGP	5
6	N	EINSTEIN HS	CC GEOM A EDGP	3

***Count of Sufficiency means:** Each class (elementary schools) or section (secondary schools) has verified sufficiency per subject matter.

Board District	Region	School Name	Class/Section Name	*Count of Number of classes/sections verifying sufficiency
6	N	EINSTEIN HS	CC GEOM B EDGP	4
6	N	EINSTEIN HS	CC GEOM TUT LAB A	2
6	N	EINSTEIN HS	CC GEOM TUT LAB B	2
6	N	EINSTEIN HS	CC GEOMETRY A	4
6	N	EINSTEIN HS	CC GEOMETRY B	2
6	N	EINSTEIN HS	CC YL ALGEBRA 1 EDGP	2
6	N	EINSTEIN HS	CHEM IN EAR SYS A EDGP	1
6	N	EINSTEIN HS	CHEM IN EAR SYS B EDGP	2
6	N	EINSTEIN HS	CHEMISTRY:EARTH SYS A	4
6	N	EINSTEIN HS	CHEMISTRY:EARTH SYS B	4
6	N	EINSTEIN HS	ECONOMICS	4
6	N	EINSTEIN HS	ECONOMICS EDGP	1
6	N	EINSTEIN HS	ENGLISH 10A	1
6	N	EINSTEIN HS	ENGLISH 10B	3
6	N	EINSTEIN HS	ENGLISH 9B	1
6	N	EINSTEIN HS	ERW A EDG	3
6	N	EINSTEIN HS	GEOG A	2
6	N	EINSTEIN HS	GEOG B	2
6	N	EINSTEIN HS	HEALTH SH	5
6	N	EINSTEIN HS	INTRO TO ETHNIC STUDIES	4
6	N	EINSTEIN HS	MARINE BIO A	1
6	N	EINSTEIN HS	MARINE BIO B	2
6	N	EINSTEIN HS	PRIN AM DEM EDGP	1
6	N	EINSTEIN HS	PRIN AM DEMOCR	5
6	N	EINSTEIN HS	SPAN SP 1A	2
6	N	EINSTEIN HS	SPAN SP 1B	1
6	N	EINSTEIN HS	SPAN SP 2A	1

***Count of Sufficiency means:** Each class (elementary schools) or section (secondary schools) has verified sufficiency per subject matter.

Board District	Region	School Name	Class/Section Name	*Count of Number of classes/sections verifying sufficiency
6	N	EINSTEIN HS	SPAN SP 2B	3
6	N	EINSTEIN HS	SPANISH 1A	3
6	N	EINSTEIN HS	SPANISH 1B	2
6	N	EINSTEIN HS	SPANISH 2A	2
6	N	EINSTEIN HS	SPANISH 2B	3
6	N	EINSTEIN HS	US HIST 20TH A	4
6	N	EINSTEIN HS	US HIST 20TH B	4
6	N	EINSTEIN HS	US HIST A EDGP	2
6	N	EINSTEIN HS	US HIST B EDGP	2
6	N	EINSTEIN HS	WHG M A EDGP	4
6	N	EINSTEIN HS	WHG M B EDGP	5
6	N	EINSTEIN HS	WHG: MOD WLD A	1
6	N	EINSTEIN HS	WHG: MOD WLD B	1
6	N	EL DORADO AVE EL	Health	29
6	N	EL DORADO AVE EL	History/Social Science	29
6	N	EL DORADO AVE EL	Mathematics	29
6	N	EL DORADO AVE EL	Reading/English Language Arts	29
6	N	EL DORADO AVE EL	Science	29
6	N	ERWIN EL	Health	36
6	N	ERWIN EL	History/Social Science	36
6	N	ERWIN EL	Mathematics	36
6	N	ERWIN EL	Reading/English Language Arts	36
6	N	ERWIN EL	Science	36
6	N	EVERGREEN HS	ADV ELD SH A	3
6	N	EVERGREEN HS	ADV ELD SH B	1
6	N	EVERGREEN HS	AM LIT COMP	5
6	N	EVERGREEN HS	BIOLOGY:LIVING EARTH A	5

***Count of Sufficiency means:** Each class (elementary schools) or section (secondary schools) has verified sufficiency per subject matter.

Board District	Region	School Name	Class/Section Name	*Count of Number of classes/sections verifying sufficiency
6	N	EVERGREEN HS	BIOLOGY:LIVING EARTH B	5
6	N	EVERGREEN HS	CC ALGEBRA 1	5
6	N	EVERGREEN HS	CC ALGEBRA 2A	5
6	N	EVERGREEN HS	CC ALGEBRA 2B	6
6	N	EVERGREEN HS	CC GEOMETRY A	5
6	N	EVERGREEN HS	CC GEOMETRY B	7
6	N	EVERGREEN HS	DEV MATH SH A	2
6	N	EVERGREEN HS	DEV READ HS A	1
6	N	EVERGREEN HS	ECONOMICS	3
6	N	EVERGREEN HS	ENGLISH 10A	5
6	N	EVERGREEN HS	ENGLISH 10B	9
6	N	EVERGREEN HS	ENGLISH 9A	6
6	N	EVERGREEN HS	ENGLISH 9B	6
6	N	EVERGREEN HS	EXPOS COMP	11
6	N	EVERGREEN HS	HEALTH SH	4
6	N	EVERGREEN HS	L & L EL SH A	2
6	N	EVERGREEN HS	L & L EL SH B	5
6	N	EVERGREEN HS	MODERN LIT	4
6	N	EVERGREEN HS	PRIN AM DEMOCR	7
6	N	EVERGREEN HS	SPANISH 1A	3
6	N	EVERGREEN HS	SPANISH 1B	3
6	N	EVERGREEN HS	SPANISH 2B	6
6	N	EVERGREEN HS	US HIST 20TH A	6
6	N	EVERGREEN HS	US HIST 20TH B	6
6	N	EVERGREEN HS	WHG: MOD WLD A	7
6	N	EVERGREEN HS	WHG: MOD WLD B	7
6	N	EVERGREEN HS	WRIT SEMINAR B	5

***Count of Sufficiency means:** Each class (elementary schools) or section (secondary schools) has verified sufficiency per subject matter.

Board District	Region	School Name	Class/Section Name	*Count of Number of classes/sections verifying sufficiency
6	N	FAIR AVE EL	Health	36
6	N	FAIR AVE EL	History/Social Science	36
6	N	FAIR AVE EL	Mathematics	36
6	N	FAIR AVE EL	Reading/English Language Arts	36
6	N	FAIR AVE EL	Science	36
6	N	FERNANGELES DTS&DOS	Health	8
6	N	FERNANGELES DTS&DOS	History/Social Science	8
6	N	FERNANGELES DTS&DOS	Mathematics	8
6	N	FERNANGELES DTS&DOS	Reading/English Language Arts	8
6	N	FERNANGELES DTS&DOS	Science	8
6	N	FERNANGELES EL	Health	20
6	N	FERNANGELES EL	History/Social Science	20
6	N	FERNANGELES EL	Mathematics	20
6	N	FERNANGELES EL	Reading/English Language Arts	20
6	N	FERNANGELES EL	Science	20
6	N	FULTON COLLEGE PREP	ACAD LIT MS 6A	4
6	N	FULTON COLLEGE PREP	ACAD LIT MS 7A	4
6	N	FULTON COLLEGE PREP	ACAD LIT MS 8A	4
6	N	FULTON COLLEGE PREP	ACADEMIC ELD 3A	1
6	N	FULTON COLLEGE PREP	ACADEMIC ELD 4A	1
6	N	FULTON COLLEGE PREP	ADV ELD MS 1A	4
6	N	FULTON COLLEGE PREP	ADV ELD MS 2A	2
6	N	FULTON COLLEGE PREP	ADV ELD SH 2A	1
6	N	FULTON COLLEGE PREP	ADV ELD SH A	3
6	N	FULTON COLLEGE PREP	ALG 2 21CENT A	1
6	N	FULTON COLLEGE PREP	AP CHEMISTRY A	1
6	N	FULTON COLLEGE PREP	AP COMP SCI PRIN A	1

***Count of Sufficiency means:** Each class (elementary schools) or section (secondary schools) has verified sufficiency per subject matter.

Board District	Region	School Name	Class/Section Name	*Count of Number of classes/sections verifying sufficiency
6	N	FULTON COLLEGE PREP	AP PHYSICS 1A	1
6	N	FULTON COLLEGE PREP	AP ST ART 2D A	1
6	N	FULTON COLLEGE PREP	BIOLOGY:LIVING EARTH A	3
6	N	FULTON COLLEGE PREP	CC ALG 2 TUT LAB A	3
6	N	FULTON COLLEGE PREP	CC ALGEBRA 1	2
6	N	FULTON COLLEGE PREP	CC GEOMETRY A	2
6	N	FULTON COLLEGE PREP	CC MATH 6 TUT LAB A	9
6	N	FULTON COLLEGE PREP	CC MATH 7 TUT LAB A	8
6	N	FULTON COLLEGE PREP	CC MATH 8 TUT LAB A	8
6	N	FULTON COLLEGE PREP	CC MATH BRDG	2
6	N	FULTON COLLEGE PREP	CHEMISTRY:EARTH SYS A	3
6	N	FULTON COLLEGE PREP	CREAT EXP MS A	2
6	N	FULTON COLLEGE PREP	CREAT WRT MS A	1
6	N	FULTON COLLEGE PREP	DEV ELS SH A	3
6	N	FULTON COLLEGE PREP	DEV MATH MS A	4
6	N	FULTON COLLEGE PREP	DEV MATH SH A	3
6	N	FULTON COLLEGE PREP	DEV READ HS A	2
6	N	FULTON COLLEGE PREP	DEV READ MS A	4
6	N	FULTON COLLEGE PREP	ELD 1A	2
6	N	FULTON COLLEGE PREP	ELD 2A	2
6	N	FULTON COLLEGE PREP	ELD MS 3A	1
6	N	FULTON COLLEGE PREP	ELD MS 4A	1
6	N	FULTON COLLEGE PREP	ENHAN LIT 10A	3
6	N	FULTON COLLEGE PREP	ENHAN LIT 9A	3
6	N	FULTON COLLEGE PREP	GOVT LAB PPROC	1
6	N	FULTON COLLEGE PREP	H AM LIT COMP	1
6	N	FULTON COLLEGE PREP	H BIOLOGY:LIVING EARTH A	1

***Count of Sufficiency means:** Each class (elementary schools) or section (secondary schools) has verified sufficiency per subject matter.

Board District	Region	School Name	Class/Section Name	*Count of Number of classes/sections verifying sufficiency
6	N	FULTON COLLEGE PREP	H CC ALGEBRA 1	1
6	N	FULTON COLLEGE PREP	H CC GEOMETRY A	1
6	N	FULTON COLLEGE PREP	H CREAT WRT MS A	1
6	N	FULTON COLLEGE PREP	H ENGLISH 9A	1
6	N	FULTON COLLEGE PREP	H EXPOS COMP	1
6	N	FULTON COLLEGE PREP	H GEOG A	1
6	N	FULTON COLLEGE PREP	H HUMANIT MS A	1
6	N	FULTON COLLEGE PREP	H INTEG SCIENCE 7	1
6	N	FULTON COLLEGE PREP	H INTEG SCIENCE 8A	1
6	N	FULTON COLLEGE PREP	H INTEGR SCIENCE 6A	1
6	N	FULTON COLLEGE PREP	H SPAN SP 3A	1
6	N	FULTON COLLEGE PREP	H US HIST 20TH A	1
6	N	FULTON COLLEGE PREP	H WRIT SEMINAR A	1
6	N	FULTON COLLEGE PREP	HEALTH SH	1
6	N	FULTON COLLEGE PREP	HUMANIT MS A	1
6	N	FULTON COLLEGE PREP	HUMANITIES A	1
6	N	FULTON COLLEGE PREP	INTEG SCIENCE 7	3
6	N	FULTON COLLEGE PREP	INTEGR SCIENCE 6A	8
6	N	FULTON COLLEGE PREP	INTEGR SCIENCE 8A	3
6	N	FULTON COLLEGE PREP	JOURNALISM 1A	1
6	N	FULTON COLLEGE PREP	JOURNALISM 2A	1
6	N	FULTON COLLEGE PREP	L & L EL MS 1A	1
6	N	FULTON COLLEGE PREP	MATH NON EQUIV COL	2
6	N	FULTON COLLEGE PREP	MOV BD AWARE A	3
6	N	FULTON COLLEGE PREP	PHYSICS:THE UNIVERSE A	2
6	N	FULTON COLLEGE PREP	PRIN AM DEMOCR	2
6	N	FULTON COLLEGE PREP	SPAN SP 1A	1

***Count of Sufficiency means:** Each class (elementary schools) or section (secondary schools) has verified sufficiency per subject matter.

Board District	Region	School Name	Class/Section Name	*Count of Number of classes/sections verifying sufficiency
6	N	FULTON COLLEGE PREP	SPAN SP 2A	2
6	N	FULTON COLLEGE PREP	SPANISH 1A	3
6	N	FULTON COLLEGE PREP	SPANISH 2A	4
6	N	FULTON COLLEGE PREP	SPANISH 3A	1
6	N	FULTON COLLEGE PREP	SPEECH A	3
6	N	FULTON COLLEGE PREP	STAT & PROB A	1
6	N	FULTON COLLEGE PREP	US HIST 20TH A	2
6	N	FULTON COLLEGE PREP	US HIST G&C A	4
6	N	FULTON COLLEGE PREP	WHG: MED/MOD A	4
6	N	FULTON COLLEGE PREP	WHG: MOD WLD A	3
6	N	FULTON COLLEGE PREP	WIND PERC MS A	2
6	N	FULTON COLLEGE PREP	WRIT SEMINAR A	1
6	N	GLEDHILL EL STM MAG	Health	8
6	N	GLEDHILL EL STM MAG	History/Social Science	8
6	N	GLEDHILL EL STM MAG	Mathematics	8
6	N	GLEDHILL EL STM MAG	Reading/English Language Arts	8
6	N	GLEDHILL EL STM MAG	Science	8
6	N	GLEDHILL ST EL	Health	18
6	N	GLEDHILL ST EL	History/Social Science	18
6	N	GLEDHILL ST EL	Mathematics	18
6	N	GLEDHILL ST EL	Reading/English Language Arts	18
6	N	GLEDHILL ST EL	Science	18
6	N	GLENWOOD EL	Health	17
6	N	GLENWOOD EL	History/Social Science	17
6	N	GLENWOOD EL	Mathematics	17
6	N	GLENWOOD EL	Reading/English Language Arts	17
6	N	GLENWOOD EL	Science	17

***Count of Sufficiency means:** Each class (elementary schools) or section (secondary schools) has verified sufficiency per subject matter.

Board District	Region	School Name	Class/Section Name	*Count of Number of classes/sections verifying sufficiency
6	N	GRANT SH	ACADEMIC ELD 3A	2
6	N	GRANT SH	ACADEMIC ELD 4A	1
6	N	GRANT SH	ADV ELD SH 2A	2
6	N	GRANT SH	ADV ELD SH A	4
6	N	GRANT SH	AFRO-AM HIST	1
6	N	GRANT SH	AM LIT COMP	1
6	N	GRANT SH	AM SIGN LNG 1A	3
6	N	GRANT SH	AP CALCULUS A	1
6	N	GRANT SH	AP CHEMISTRY A	1
6	N	GRANT SH	AP ENG LANG A	3
6	N	GRANT SH	AP ENG LIT A	1
6	N	GRANT SH	AP ENV SCI A	2
6	N	GRANT SH	AP PSYCHOLOG A	1
6	N	GRANT SH	AP SEMINAR A	2
6	N	GRANT SH	AP SPAN LNG A	1
6	N	GRANT SH	AP US HIST A	3
6	N	GRANT SH	AP WLD HIST A	1
6	N	GRANT SH	CC ALG 1 TUT LAB A	11
6	N	GRANT SH	CC ALG 2 TUT LAB A	13
6	N	GRANT SH	CC GEOM TUT LAB A	3
6	N	GRANT SH	CC GEOMETRY A	8
6	N	GRANT SH	CHEMISTRY:EARTH SYS A	4
6	N	GRANT SH	CREAT WRIT	12
6	N	GRANT SH	DEV READ HS A	1
6	N	GRANT SH	ELD 1A	2
6	N	GRANT SH	ELD 2A	3
6	N	GRANT SH	ENGLISH 10A	1

***Count of Sufficiency means:** Each class (elementary schools) or section (secondary schools) has verified sufficiency per subject matter.

Board District	Region	School Name	Class/Section Name	*Count of Number of classes/sections verifying sufficiency
6	N	GRANT SH	ENGLISH 10B	1
6	N	GRANT SH	EXPOS COMP	1
6	N	GRANT SH	FRENCH 1A	2
6	N	GRANT SH	FRENCH 3A	1
6	N	GRANT SH	H BIOLOGY:LIVING EARTH A	2
6	N	GRANT SH	H CC ALGEBRA 1	1
6	N	GRANT SH	H CC ALGEBRA 2A	2
6	N	GRANT SH	H CHEMISTRY:EARTH SYS A	2
6	N	GRANT SH	H ENGLISH 10A	3
6	N	GRANT SH	H LIT ANALYSIS	3
6	N	GRANT SH	H PHYSICS:THE UNIVERSE A	1
6	N	GRANT SH	H PRECALC A	2
6	N	GRANT SH	H PRIN AM DEMOCR	4
6	N	GRANT SH	H SPANISH 1A	3
6	N	GRANT SH	H STATISTICS A	1
6	N	GRANT SH	H US HIST 20TH A	2
6	N	GRANT SH	H WHG: MOD WLD A	2
6	N	GRANT SH	HEALTH SH	2
6	N	GRANT SH	INTERACTIONS A	12
6	N	GRANT SH	INTRO TO ETHNIC STUDIES	3
6	N	GRANT SH	JOURNALISM 1A	13
6	N	GRANT SH	JOURNALISM 2A	2
6	N	GRANT SH	MODERN LIT	1
6	N	GRANT SH	PHILOSOPHY A	1
6	N	GRANT SH	PHYSIOLOGY A	2
6	N	GRANT SH	SPAN SP 1A	3
6	N	GRANT SH	SPANISH 1A	5

***Count of Sufficiency means:** Each class (elementary schools) or section (secondary schools) has verified sufficiency per subject matter.

Board District	Region	School Name	Class/Section Name	*Count of Number of classes/sections verifying sufficiency
6	N	GRANT SH	SPANISH 2A	3
6	N	GRANT SH	SPEECH A	12
6	N	GRANT SH	TC MATH STAT A	1
6	N	GRANT SH	US HIST 20TH A	6
6	N	GRANT SH	WHG: MOD WLD A	9
6	N	GRIDLEY ST EL	Health	25
6	N	GRIDLEY ST EL	History/Social Science	25
6	N	GRIDLEY ST EL	Mathematics	25
6	N	GRIDLEY ST EL	Reading/English Language Arts	25
6	N	GRIDLEY ST EL	Science	25
6	N	GRIDLEY ST EL DTS	Health	6
6	N	GRIDLEY ST EL DTS	History/Social Science	6
6	N	GRIDLEY ST EL DTS	Mathematics	6
6	N	GRIDLEY ST EL DTS	Reading/English Language Arts	6
6	N	GRIDLEY ST EL DTS	Science	6
6	N	HADDON AV EL STEAM MG	Health	9
6	N	HADDON AV EL STEAM MG	History/Social Science	9
6	N	HADDON AV EL STEAM MG	Mathematics	9
6	N	HADDON AV EL STEAM MG	Reading/English Language Arts	9
6	N	HADDON AV EL STEAM MG	Science	9
6	N	HADDON AVE EL	Health	29
6	N	HADDON AVE EL	History/Social Science	29
6	N	HADDON AVE EL	Mathematics	29
6	N	HADDON AVE EL	Reading/English Language Arts	29
6	N	HADDON AVE EL	Science	29
6	N	HARDING ST EL	Health	27
6	N	HARDING ST EL	History/Social Science	27

***Count of Sufficiency means:** Each class (elementary schools) or section (secondary schools) has verified sufficiency per subject matter.

Board District	Region	School Name	Class/Section Name	*Count of Number of classes/sections verifying sufficiency
6	N	HARDING ST EL	Mathematics	27
6	N	HARDING ST EL	Reading/English Language Arts	27
6	N	HARDING ST EL	Science	27
6	N	HERRICK AVE EL	Health	25
6	N	HERRICK AVE EL	History/Social Science	25
6	N	HERRICK AVE EL	Mathematics	25
6	N	HERRICK AVE EL	Reading/English Language Arts	25
6	N	HERRICK AVE EL	Science	25
6	N	HUBBARD EL STEAM MAG	Health	6
6	N	HUBBARD EL STEAM MAG	History/Social Science	6
6	N	HUBBARD EL STEAM MAG	Mathematics	6
6	N	HUBBARD EL STEAM MAG	Reading/English Language Arts	6
6	N	HUBBARD EL STEAM MAG	Science	6
6	N	HUBBARD ST EL	Health	27
6	N	HUBBARD ST EL	History/Social Science	27
6	N	HUBBARD ST EL	Mathematics	27
6	N	HUBBARD ST EL	Reading/English Language Arts	27
6	N	HUBBARD ST EL	Science	27
6	N	KITTRIDGE ST EL	Health	28
6	N	KITTRIDGE ST EL	History/Social Science	28
6	N	KITTRIDGE ST EL	Mathematics	28
6	N	KITTRIDGE ST EL	Reading/English Language Arts	28
6	N	KITTRIDGE ST EL	Science	28
6	N	KITTRIDGE ST EL DTR	Health	7
6	N	KITTRIDGE ST EL DTR	History/Social Science	7
6	N	KITTRIDGE ST EL DTR	Mathematics	7
6	N	KITTRIDGE ST EL DTR	Reading/English Language Arts	7

***Count of Sufficiency means:** Each class (elementary schools) or section (secondary schools) has verified sufficiency per subject matter.

Board District	Region	School Name	Class/Section Name	*Count of Number of classes/sections verifying sufficiency
6	N	KITTRIDGE ST EL DTR	Science	7
6	N	KITTRIDGE ST EL DTS	Health	6
6	N	KITTRIDGE ST EL DTS	History/Social Science	6
6	N	KITTRIDGE ST EL DTS	Mathematics	6
6	N	KITTRIDGE ST EL DTS	Reading/English Language Arts	6
6	N	KITTRIDGE ST EL DTS	Science	6
6	N	KORENSTEIN EL	Health	16
6	N	KORENSTEIN EL	History/Social Science	16
6	N	KORENSTEIN EL	Mathematics	16
6	N	KORENSTEIN EL	Reading/English Language Arts	16
6	N	KORENSTEIN EL	Science	16
6	N	LANGDON AVE EL	Health	34
6	N	LANGDON AVE EL	History/Social Science	34
6	N	LANGDON AVE EL	Mathematics	34
6	N	LANGDON AVE EL	Reading/English Language Arts	34
6	N	LANGDON AVE EL	Science	34
6	N	LANKERSHIM EL	Health	18
6	N	LANKERSHIM EL	History/Social Science	18
6	N	LANKERSHIM EL	Mathematics	18
6	N	LANKERSHIM EL	Reading/English Language Arts	18
6	N	LANKERSHIM EL	Science	18
6	N	LASSEN EL	Health	26
6	N	LASSEN EL	History/Social Science	26
6	N	LASSEN EL	Mathematics	26
6	N	LASSEN EL	Reading/English Language Arts	26
6	N	LASSEN EL	Science	26
6	N	LASSEN EL DTS	Health	3

***Count of Sufficiency means:** Each class (elementary schools) or section (secondary schools) has verified sufficiency per subject matter.

Board District	Region	School Name	Class/Section Name	*Count of Number of classes/sections verifying sufficiency
6	N	LASSEN EL DTS	History/Social Science	3
6	N	LASSEN EL DTS	Mathematics	3
6	N	LASSEN EL DTS	Reading/English Language Arts	3
6	N	LASSEN EL DTS	Science	3
6	N	LEWIS HS	ADV ELD SH 2A	1
6	N	LEWIS HS	AM LIT COMP	2
6	N	LEWIS HS	BIOLOGY:LIVING EARTH A	2
6	N	LEWIS HS	BIOLOGY:LIVING EARTH B	1
6	N	LEWIS HS	CC ALGEBRA 1	3
6	N	LEWIS HS	CC ALGEBRA 2A	2
6	N	LEWIS HS	CC ALGEBRA 2B	2
6	N	LEWIS HS	CC GEOMETRY A	3
6	N	LEWIS HS	CC GEOMETRY B	3
6	N	LEWIS HS	DEV MATH SH A	1
6	N	LEWIS HS	ENGLISH 10A	1
6	N	LEWIS HS	ENGLISH 10B	1
6	N	LEWIS HS	ENGLISH 9A	1
6	N	LEWIS HS	ENGLISH 9B	1
6	N	LEWIS HS	ERWC A	3
6	N	LEWIS HS	ERWC B	1
6	N	LEWIS HS	INTRO PSYCH	1
6	N	LEWIS HS	JOURNALISM 1A	1
6	N	LEWIS HS	L & L EL SH 2A	3
6	N	LEWIS HS	PHYSICS:THE UNIVERSE A	1
6	N	LEWIS HS	PHYSICS:THE UNIVERSE B	1
6	N	LEWIS HS	PRIN AM DEMOCR	2
6	N	LEWIS HS	SPAN SP 1A	1

***Count of Sufficiency means:** Each class (elementary schools) or section (secondary schools) has verified sufficiency per subject matter.

Board District	Region	School Name	Class/Section Name	*Count of Number of classes/sections verifying sufficiency
6	N	LEWIS HS	SPAN SP 1B	1
6	N	LEWIS HS	SPANISH 1A	1
6	N	LEWIS HS	SPANISH 2A	1
6	N	LEWIS HS	SPANISH 2B	1
6	N	LEWIS HS	US HIST 20TH A	2
6	N	LEWIS HS	US HIST 20TH B	2
6	N	LEWIS HS	WHG: MOD WLD A	3
6	N	LEWIS HS	WHG: MOD WLD B	2
6	N	LEWIS HS	WLD OF MUSIC	1
6	N	LIGGETT ST EL	Health	31
6	N	LIGGETT ST EL	History/Social Science	31
6	N	LIGGETT ST EL	Mathematics	31
6	N	LIGGETT ST EL	Reading/English Language Arts	31
6	N	LIGGETT ST EL	Science	31
6	N	LONDON HS	ACAD LT SH 10A	1
6	N	LONDON HS	ACADEMIC ELD 3A	1
6	N	LONDON HS	ACADEMIC ELD 3B	1
6	N	LONDON HS	ACADEMIC ELD 4B	1
6	N	LONDON HS	ADV ELD SH 2A	1
6	N	LONDON HS	ADV ELD SH 2B	1
6	N	LONDON HS	AM LIT COMP	4
6	N	LONDON HS	BIO:LIVING EARTH A EDGL	4
6	N	LONDON HS	BIO:LIVING EARTH B EDGL	3
6	N	LONDON HS	CC ALG 1 TUT LAB A	3
6	N	LONDON HS	CC ALG 1 TUT LAB B	2
6	N	LONDON HS	CC ALG 2 TUT LAB A	1
6	N	LONDON HS	CC ALGEBRA 1	5

***Count of Sufficiency means:** Each class (elementary schools) or section (secondary schools) has verified sufficiency per subject matter.

Board District	Region	School Name	Class/Section Name	*Count of Number of classes/sections verifying sufficiency
6	N	LONDON HS	CC ALGEBRA 2A	5
6	N	LONDON HS	CC ALGEBRA 2B	2
6	N	LONDON HS	CC GEOMETRY A	5
6	N	LONDON HS	CC GEOMETRY B	4
6	N	LONDON HS	CHEM IN EAR SYS A EDGL	4
6	N	LONDON HS	CHEM IN EAR SYS B EDGL	4
6	N	LONDON HS	ECONOMICS EDG	1
6	N	LONDON HS	ENGLISH 10A	3
6	N	LONDON HS	ENGLISH 10B	5
6	N	LONDON HS	ENGLISH 9A	4
6	N	LONDON HS	ENGLISH 9B	4
6	N	LONDON HS	EXPOS COMP	4
6	N	LONDON HS	HEALTH SH	1
6	N	LONDON HS	INTRO TO ETHNIC STUDIES	1
6	N	LONDON HS	L & L EL SH 2A	1
6	N	LONDON HS	MODERN LIT	1
6	N	LONDON HS	PRIN AM DEM EDG	5
6	N	LONDON HS	PSYCH A EDGL	3
6	N	LONDON HS	SPAN SP 1B	1
6	N	LONDON HS	SPANISH 1A	5
6	N	LONDON HS	SPANISH 1A EDGL	1
6	N	LONDON HS	SPANISH 1B	4
6	N	LONDON HS	SPANISH 1B EDGL	1
6	N	LONDON HS	SPANISH 2A	3
6	N	LONDON HS	SPANISH 2A EDGL	1
6	N	LONDON HS	SPANISH 2B	3
6	N	LONDON HS	SPANISH 2B EDGL	1

***Count of Sufficiency means:** Each class (elementary schools) or section (secondary schools) has verified sufficiency per subject matter.

Board District	Region	School Name	Class/Section Name	*Count of Number of classes/sections verifying sufficiency
6	N	LONDON HS	US HIST A EDG	3
6	N	LONDON HS	US HIST B EDG	3
6	N	LONDON HS	WLD HIST A EDG	5
6	N	LONDON HS	WLD HIST B EDG	4
6	N	MACLAY MS	ACAD LIT MS 6A	1
6	N	MACLAY MS	ACAD LIT MS 8A	2
6	N	MACLAY MS	CC MATH 6A	6
6	N	MACLAY MS	CC MATH 7A	6
6	N	MACLAY MS	CC MATH 8A	8
6	N	MACLAY MS	DEV MATH MS A	1
6	N	MACLAY MS	DEV READ MS A	2
6	N	MACLAY MS	ELD 1A	2
6	N	MACLAY MS	ELD 2A	2
6	N	MACLAY MS	ELD MS 3A	3
6	N	MACLAY MS	ELD MS 4A	1
6	N	MACLAY MS	ENGLISH 6A	5
6	N	MACLAY MS	ENGLISH 7A	5
6	N	MACLAY MS	ENGLISH 8A	7
6	N	MACLAY MS	H ENGLISH 6A	1
6	N	MACLAY MS	H ENGLISH 7A	1
6	N	MACLAY MS	H ENGLISH 8A	1
6	N	MACLAY MS	H INTEG SCIENCE 7	1
6	N	MACLAY MS	H INTEG SCIENCE 8A	1
6	N	MACLAY MS	H INTEGR SCIENCE 6A	1
6	N	MACLAY MS	H US HIST G&C A	1
6	N	MACLAY MS	H WHG: ANC CIV A	1
6	N	MACLAY MS	H WHG: MED/MOD A	1

***Count of Sufficiency means:** Each class (elementary schools) or section (secondary schools) has verified sufficiency per subject matter.

Board District	Region	School Name	Class/Section Name	*Count of Number of classes/sections verifying sufficiency
6	N	MACLAY MS	HEALTH JH	2
6	N	MACLAY MS	INTEG SCIENCE 7	3
6	N	MACLAY MS	INTEGR SCIENCE 6A	5
6	N	MACLAY MS	INTEGR SCIENCE 8A	7
6	N	MACLAY MS	L & L EL MS 1A	1
6	N	MACLAY MS	L & L EL MS 2A	4
6	N	MACLAY MS	LIT SUCCESS 1A	3
6	N	MACLAY MS	LIT SUCCESS 2A	4
6	N	MACLAY MS	US HIST G&C A	7
6	N	MACLAY MS	WHG: ANC CIV A	5
6	N	MACLAY MS	WHG: MED/MOD A	5
6	N	MADISON MS	ACAD LIT MS 6A	1
6	N	MADISON MS	ACAD LIT MS 7A	1
6	N	MADISON MS	ALEKS MATH INTERVENTION	1
6	N	MADISON MS	ARMENIAN LANG&CUL INT	1
6	N	MADISON MS	CC MATH 6 TUT LAB A	1
6	N	MADISON MS	CC MATH 6A	16
6	N	MADISON MS	CC MATH 7 TUT LAB A	4
6	N	MADISON MS	CC MATH 7A	15
6	N	MADISON MS	CC MATH 8 TUT LAB A	3
6	N	MADISON MS	CC MATH 8A	16
6	N	MADISON MS	CREAT WRT MS A	3
6	N	MADISON MS	DEV ELS MS A	4
6	N	MADISON MS	DEV MATH MS A	2
6	N	MADISON MS	DEV READ MS A	1
6	N	MADISON MS	ELD 1A	2
6	N	MADISON MS	ELD 6A	4

***Count of Sufficiency means:** Each class (elementary schools) or section (secondary schools) has verified sufficiency per subject matter.

Board District	Region	School Name	Class/Section Name	*Count of Number of classes/sections verifying sufficiency
6	N	MADISON MS	ELD 7A	4
6	N	MADISON MS	ELD 8A	4
6	N	MADISON MS	ENG ALT CUR 6A	4
6	N	MADISON MS	ENG ALT CUR 7A	3
6	N	MADISON MS	ENG ALT CUR 8A	4
6	N	MADISON MS	ENGLISH 6A	15
6	N	MADISON MS	ENGLISH 7A	14
6	N	MADISON MS	ENGLISH 8A	17
6	N	MADISON MS	ESL HISTORY A	2
6	N	MADISON MS	ESL MATH A	2
6	N	MADISON MS	ESL SCIENCE A	2
6	N	MADISON MS	EXPLORATN SCI	2
6	N	MADISON MS	FORENSIC SC MS	4
6	N	MADISON MS	H ACC CC MATH 7A	2
6	N	MADISON MS	H ENGLISH 6A	3
6	N	MADISON MS	H ENGLISH 7A	3
6	N	MADISON MS	H ENGLISH 8A	3
6	N	MADISON MS	H HGH ACC CC MATH 8/ALG1A	1
6	N	MADISON MS	H INTEG SCIENCE 8A	3
6	N	MADISON MS	H INTEGR SCIENCE 6A	3
6	N	MADISON MS	H US HIST G&C A	3
6	N	MADISON MS	H WHG: ANC CIV A	3
6	N	MADISON MS	H WHG: MED/MOD A	3
6	N	MADISON MS	HEALTH JH	16
6	N	MADISON MS	INTEGR SCIENCE 6A	13
6	N	MADISON MS	INTEGR SCIENCE 8A	14
6	N	MADISON MS	JOURNALS MS A	1

***Count of Sufficiency means:** Each class (elementary schools) or section (secondary schools) has verified sufficiency per subject matter.

Board District	Region	School Name	Class/Section Name	*Count of Number of classes/sections verifying sufficiency
6	N	MADISON MS	LAW YOUTH	5
6	N	MADISON MS	LIT SUCCESS 1A	1
6	N	MADISON MS	MS INT NEW ELD A	2
6	N	MADISON MS	SCI/HLT AC 6A	4
6	N	MADISON MS	SCI/HLT AC 7	3
6	N	MADISON MS	US HIST G&C A	14
6	N	MADISON MS	WHG: ANC CIV A	13
6	N	MADISON MS	WHG: MED/MOD A	13
6	N	MISSION HS	ADV ELD SH 2A	1
6	N	MISSION HS	AM LIT COMP	3
6	N	MISSION HS	BIOLOGY:LIVING EARTH A	1
6	N	MISSION HS	BIOLOGY:LIVING EARTH B	1
6	N	MISSION HS	CC ALG 1 TUT LAB A	1
6	N	MISSION HS	CC ALGEBRA 1	3
6	N	MISSION HS	CC ALGEBRA 2A	2
6	N	MISSION HS	CC ALGEBRA 2B	2
6	N	MISSION HS	CC GEOM TUT LAB A	2
6	N	MISSION HS	CC GEOMETRY A	3
6	N	MISSION HS	CC GEOMETRY B	3
6	N	MISSION HS	CHEMISTRY:EARTH SYS A	1
6	N	MISSION HS	CHEMISTRY:EARTH SYS B	1
6	N	MISSION HS	ECONOMICS EDGL	4
6	N	MISSION HS	ENGLISH 10A	2
6	N	MISSION HS	ENGLISH 10B	3
6	N	MISSION HS	ENGLISH 9A	2
6	N	MISSION HS	ENGLISH 9B	2
6	N	MISSION HS	ERWC A	2

***Count of Sufficiency means:** Each class (elementary schools) or section (secondary schools) has verified sufficiency per subject matter.

Board District	Region	School Name	Class/Section Name	*Count of Number of classes/sections verifying sufficiency
6	N	MISSION HS	ERWC B	2
6	N	MISSION HS	HEALTH SH	2
6	N	MISSION HS	MEX AM LIT	1
6	N	MISSION HS	PRIN AM DEM EDGL	5
6	N	MISSION HS	SPANISH 2A EDGL	3
6	N	MISSION HS	SPANISH 2B EDGL	5
6	N	MISSION HS	US HIST 20TH A	3
6	N	MISSION HS	US HIST 20TH B	3
6	N	MISSION HS	WHG: MOD WLD A	2
6	N	MISSION HS	WHG: MOD WLD B	2
6	N	MONLUX EL	Health	25
6	N	MONLUX EL	History/Social Science	25
6	N	MONLUX EL	Mathematics	25
6	N	MONLUX EL	Reading/English Language Arts	25
6	N	MONLUX EL	Science	25
6	N	MONLUX EL STM MAG	Health	9
6	N	MONLUX EL STM MAG	History/Social Science	9
6	N	MONLUX EL STM MAG	Mathematics	9
6	N	MONLUX EL STM MAG	Reading/English Language Arts	9
6	N	MONLUX EL STM MAG	Science	9
6	N	MONROE SH	ACADEMIC ELD 3A	4
6	N	MONROE SH	ACADEMIC ELD 4A	2
6	N	MONROE SH	ADV ELD SH 2A	4
6	N	MONROE SH	ADV ELD SH A	8
6	N	MONROE SH	AM LIT COMP	19
6	N	MONROE SH	AP CALCULUS A	1
6	N	MONROE SH	AP ENG LANG A	3

***Count of Sufficiency means:** Each class (elementary schools) or section (secondary schools) has verified sufficiency per subject matter.

Board District	Region	School Name	Class/Section Name	*Count of Number of classes/sections verifying sufficiency
6	N	MONROE SH	AP ENG LIT A	4
6	N	MONROE SH	AP ENV SCI A	1
6	N	MONROE SH	AP GOVT & POL	3
6	N	MONROE SH	AP PHYSICS 1A	1
6	N	MONROE SH	AP SPAN LNG A	1
6	N	MONROE SH	AP ST ART DR A	1
6	N	MONROE SH	AP US HIST A	2
6	N	MONROE SH	AP WLD HIST A	1
6	N	MONROE SH	BIO:LIVING EARTH A EDGL	1
6	N	MONROE SH	BIO:LIVING EARTH A EDGVP	1
6	N	MONROE SH	BIO:LIVING EARTH B EDGVP	1
6	N	MONROE SH	BIOLOGY:LIVING EARTH A	28
6	N	MONROE SH	CC ALG 1B EDGL	1
6	N	MONROE SH	CC ALGEBRA 1	31
6	N	MONROE SH	CC ALGEBRA 2A	18
6	N	MONROE SH	CC ALGEBRA 2B	2
6	N	MONROE SH	CC ENG 10A EDGL	1
6	N	MONROE SH	CC ENG 10A EDGVP	1
6	N	MONROE SH	CC ENG 10B EDGL	1
6	N	MONROE SH	CC ENG 10B EDGVP	1
6	N	MONROE SH	CC ENG 11A EDGVP	1
6	N	MONROE SH	CC ENG 11B EDGL	1
6	N	MONROE SH	CC ENG 11B EDGVP	1
6	N	MONROE SH	CC ENG 9B EDGVP	1
6	N	MONROE SH	CC GEOM A EDGL	1
6	N	MONROE SH	CC GEOM A EDGVP	1
6	N	MONROE SH	CC GEOM B EDGVP	1

***Count of Sufficiency means:** Each class (elementary schools) or section (secondary schools) has verified sufficiency per subject matter.

Board District	Region	School Name	Class/Section Name	*Count of Number of classes/sections verifying sufficiency
6	N	MONROE SH	CC GEOMETRY A	27
6	N	MONROE SH	CC GEOMETRY B	2
6	N	MONROE SH	CC PRECALC A EDGL	1
6	N	MONROE SH	CHEM IN EAR SYS A EDGL	1
6	N	MONROE SH	CHEM IN EAR SYS A EDGVP	1
6	N	MONROE SH	CHEMISTRY:EARTH SYS A	16
6	N	MONROE SH	CONS MATH A	2
6	N	MONROE SH	CONSTITN LAW A	3
6	N	MONROE SH	CREAT WRIT	1
6	N	MONROE SH	DEV MATH SH A	5
6	N	MONROE SH	DEV READ HS A	4
6	N	MONROE SH	DL SPAN FILM & LITERATURE	2
6	N	MONROE SH	ECONOMICS	1
6	N	MONROE SH	ECONOMICS EDGL	1
6	N	MONROE SH	ELD 1A	4
6	N	MONROE SH	ELD 1B	4
6	N	MONROE SH	ELD 2A	6
6	N	MONROE SH	ELD 2B	2
6	N	MONROE SH	ENGLISH 10A	24
6	N	MONROE SH	ENGLISH 10B	5
6	N	MONROE SH	ENGLISH 9A	27
6	N	MONROE SH	ENGLISH 9B	3
6	N	MONROE SH	ERWC A	14
6	N	MONROE SH	GOVT LAB PPROC	2
6	N	MONROE SH	H AM LIT COMP	3
6	N	MONROE SH	H BIOLOGY:LIVING EARTH A	3
6	N	MONROE SH	H CHEMISTRY:EARTH SYS A	3

***Count of Sufficiency means:** Each class (elementary schools) or section (secondary schools) has verified sufficiency per subject matter.

Board District	Region	School Name	Class/Section Name	*Count of Number of classes/sections verifying sufficiency
6	N	MONROE SH	H ENG DES/DEV A	2
6	N	MONROE SH	H ENGLISH 10A	5
6	N	MONROE SH	H ENGLISH 9A	4
6	N	MONROE SH	H PHYSICS:THE UNIVERSE A	3
6	N	MONROE SH	H PRN ENGINEER A	2
6	N	MONROE SH	H US HIST 20TH A	2
6	N	MONROE SH	H WHG: MOD WLD A	3
6	N	MONROE SH	HEALTH SH	18
6	N	MONROE SH	INT DESIGN A	1
6	N	MONROE SH	INTERACTIONS A	3
6	N	MONROE SH	INTL REL	2
6	N	MONROE SH	INTRO TO ETHNIC STUDIES	10
6	N	MONROE SH	JOURNALISM 1A	1
6	N	MONROE SH	L & L EL SH A	1
6	N	MONROE SH	MARINE BIO A	3
6	N	MONROE SH	PHYS OF THE UNIV A EDGL	1
6	N	MONROE SH	PRECALC A	3
6	N	MONROE SH	PRIN AM DEMOCR	14
6	N	MONROE SH	SOCIO EDGL	1
6	N	MONROE SH	SPAN SP 1A	5
6	N	MONROE SH	SPANISH 1A	11
6	N	MONROE SH	SPANISH 1A EDGL	1
6	N	MONROE SH	SPANISH 2A	19
6	N	MONROE SH	SPANISH 2A EDGL	1
6	N	MONROE SH	SPANISH 2B EDGL	1
6	N	MONROE SH	SPANISH 3A	5
6	N	MONROE SH	SPANISH 3A EDGL	1

***Count of Sufficiency means:** Each class (elementary schools) or section (secondary schools) has verified sufficiency per subject matter.

Board District	Region	School Name	Class/Section Name	*Count of Number of classes/sections verifying sufficiency
6	N	MONROE SH	STRATGC LIT 1A	1
6	N	MONROE SH	TC MATH STAT A	4
6	N	MONROE SH	US HIST 20TH A	16
6	N	MONROE SH	US HIST 20TH B	1
6	N	MONROE SH	US HIST A EDGL	2
6	N	MONROE SH	US HIST A EDGVP	1
6	N	MONROE SH	US HIST B EDGL	5
6	N	MONROE SH	US HIST B EDGVP	1
6	N	MONROE SH	WHG M A EDGVP	1
6	N	MONROE SH	WHG M B EDGVP	1
6	N	MONROE SH	WHG: MOD WLD A	21
6	N	MONROE SH	WHG: MOD WLD B	2
6	N	MONROE SH	WLD HIST A EDGL	5
6	N	MONROE SH	WLD HIST B EDGL	4
6	N	MORNINGSIDE EL	Health	26
6	N	MORNINGSIDE EL	History/Social Science	26
6	N	MORNINGSIDE EL	Mathematics	26
6	N	MORNINGSIDE EL	Reading/English Language Arts	26
6	N	MORNINGSIDE EL	Science	26
6	N	MOUNT GLEASON MS	ARMENIAN 1A	1
6	N	MOUNT GLEASON MS	CC MATH 6A	12
6	N	MOUNT GLEASON MS	CC MATH 7A	7
6	N	MOUNT GLEASON MS	CC MATH 8A	8
6	N	MOUNT GLEASON MS	DEV ELS MS A	2
6	N	MOUNT GLEASON MS	DEV READ MS A	6
6	N	MOUNT GLEASON MS	ELD 6A	1
6	N	MOUNT GLEASON MS	ELD 7A	1

***Count of Sufficiency means:** Each class (elementary schools) or section (secondary schools) has verified sufficiency per subject matter.

Board District	Region	School Name	Class/Section Name	*Count of Number of classes/sections verifying sufficiency
6	N	MOUNT GLEASON MS	ELD 8A	1
6	N	MOUNT GLEASON MS	ENG ALT CUR 6A	1
6	N	MOUNT GLEASON MS	ENG ALT CUR 7A	1
6	N	MOUNT GLEASON MS	ENG ALT CUR 8A	1
6	N	MOUNT GLEASON MS	ENGLISH 6A	8
6	N	MOUNT GLEASON MS	ENGLISH 7A	11
6	N	MOUNT GLEASON MS	ENGLISH 8A	7
6	N	MOUNT GLEASON MS	H ACC CC ALG 1A	2
6	N	MOUNT GLEASON MS	H ACC CC MATH 7A	3
6	N	MOUNT GLEASON MS	H ENGLISH 6A	5
6	N	MOUNT GLEASON MS	H ENGLISH 7A	5
6	N	MOUNT GLEASON MS	H ENGLISH 8A	3
6	N	MOUNT GLEASON MS	H INTEG SCIENCE 8A	3
6	N	MOUNT GLEASON MS	H INTEGR SCIENCE 6A	6
6	N	MOUNT GLEASON MS	H US HIST G&C A	3
6	N	MOUNT GLEASON MS	H WHG: ANC CIV A	5
6	N	MOUNT GLEASON MS	H WHG: MED/MOD A	5
6	N	MOUNT GLEASON MS	HEALTH JH	12
6	N	MOUNT GLEASON MS	INTEGR SCIENCE 6A	7
6	N	MOUNT GLEASON MS	INTEGR SCIENCE 8A	7
6	N	MOUNT GLEASON MS	LIT SUCCESS 1A	1
6	N	MOUNT GLEASON MS	MS INT NEW ELD A	2
6	N	MOUNT GLEASON MS	SCI/HLT AC 7	1
6	N	MOUNT GLEASON MS	US HIST G&C A	7
6	N	MOUNT GLEASON MS	WHG: ANC CIV A	7
6	N	MOUNT GLEASON MS	WHG: MED/MOD A	8
6	N	MOUNT GLEASON MS	WLD LANG CLT	2

***Count of Sufficiency means:** Each class (elementary schools) or section (secondary schools) has verified sufficiency per subject matter.

Board District	Region	School Name	Class/Section Name	*Count of Number of classes/sections verifying sufficiency
6	N	MOUNTAIN VIEW EL	Health	13
6	N	MOUNTAIN VIEW EL	History/Social Science	13
6	N	MOUNTAIN VIEW EL	Mathematics	13
6	N	MOUNTAIN VIEW EL	Reading/English Language Arts	13
6	N	MOUNTAIN VIEW EL	Science	13
6	N	MOUNTAIN VIEW EL DTR	Health	12
6	N	MOUNTAIN VIEW EL DTR	History/Social Science	12
6	N	MOUNTAIN VIEW EL DTR	Mathematics	12
6	N	MOUNTAIN VIEW EL DTR	Reading/English Language Arts	12
6	N	MOUNTAIN VIEW EL DTR	Science	12
6	N	MT LUKENS HS	AM LIT COMP	6
6	N	MT LUKENS HS	BIOLOGY:LIVING EARTH A	5
6	N	MT LUKENS HS	BIOLOGY:LIVING EARTH B	2
6	N	MT LUKENS HS	CC ALG 1 TUT LAB B	3
6	N	MT LUKENS HS	CC ALG 2 TUT LAB A	1
6	N	MT LUKENS HS	CC ALG 2 TUT LAB B	1
6	N	MT LUKENS HS	CC ALGEBRA 1	4
6	N	MT LUKENS HS	CC ALGEBRA 2A	5
6	N	MT LUKENS HS	CC ALGEBRA 2B	3
6	N	MT LUKENS HS	CC GEOM TUT LAB A	2
6	N	MT LUKENS HS	CC GEOM TUT LAB B	2
6	N	MT LUKENS HS	CC GEOMETRY A	2
6	N	MT LUKENS HS	CC GEOMETRY B	3
6	N	MT LUKENS HS	CHEMISTRY:EARTH SYS A	4
6	N	MT LUKENS HS	CHEMISTRY:EARTH SYS B	3
6	N	MT LUKENS HS	ECONOMICS	2
6	N	MT LUKENS HS	ENGLISH 10A	2

***Count of Sufficiency means:** Each class (elementary schools) or section (secondary schools) has verified sufficiency per subject matter.

Board District	Region	School Name	Class/Section Name	*Count of Number of classes/sections verifying sufficiency
6	N	MT LUKENS HS	ENGLISH 10B	4
6	N	MT LUKENS HS	ENGLISH 9A	1
6	N	MT LUKENS HS	ENGLISH 9B	2
6	N	MT LUKENS HS	EXPOS COMP	5
6	N	MT LUKENS HS	HEALTH SH	1
6	N	MT LUKENS HS	INTRO TO ETHNIC STUDIES	1
6	N	MT LUKENS HS	L & L EL SH A	1
6	N	MT LUKENS HS	MODERN LIT	1
6	N	MT LUKENS HS	PRIN AM DEMOCR	3
6	N	MT LUKENS HS	SPANISH 1A	4
6	N	MT LUKENS HS	SPANISH 1B	2
6	N	MT LUKENS HS	SPANISH 2A	3
6	N	MT LUKENS HS	SPANISH 2B	2
6	N	MT LUKENS HS	US HIST 20TH A	3
6	N	MT LUKENS HS	US HIST 20TH B	3
6	N	MT LUKENS HS	WHG: MOD WLD A	3
6	N	MT LUKENS HS	WHG: MOD WLD B	3
6	N	NOBLE AVE EL	Health	42
6	N	NOBLE AVE EL	History/Social Science	42
6	N	NOBLE AVE EL	Mathematics	42
6	N	NOBLE AVE EL	Reading/English Language Arts	42
6	N	NOBLE AVE EL	Science	42
6	N	O'MELVENY EL	Health	25
6	N	O'MELVENY EL	History/Social Science	25
6	N	O'MELVENY EL	Mathematics	25
6	N	O'MELVENY EL	Reading/English Language Arts	25
6	N	O'MELVENY EL	Science	25

***Count of Sufficiency means:** Each class (elementary schools) or section (secondary schools) has verified sufficiency per subject matter.

Board District	Region	School Name	Class/Section Name	*Count of Number of classes/sections verifying sufficiency
6	N	OBAMA EL	Health	29
6	N	OBAMA EL	History/Social Science	29
6	N	OBAMA EL	Mathematics	29
6	N	OBAMA EL	Reading/English Language Arts	29
6	N	OBAMA EL	Science	29
6	N	OLIVE VISTA MS	ADV ELD MS 1A	2
6	N	OLIVE VISTA MS	ADV ELD MS 2A	2
6	N	OLIVE VISTA MS	B READ MS A	1
6	N	OLIVE VISTA MS	CC MATH 6 TUT LAB A	1
6	N	OLIVE VISTA MS	CC MATH 6A	12
6	N	OLIVE VISTA MS	CC MATH 7A	11
6	N	OLIVE VISTA MS	CC MATH 8A	11
6	N	OLIVE VISTA MS	ELD 1A	2
6	N	OLIVE VISTA MS	ELD 2A	2
6	N	OLIVE VISTA MS	ENG ALT CUR 6A	2
6	N	OLIVE VISTA MS	ENG ALT CUR 7A	2
6	N	OLIVE VISTA MS	ENG ALT CUR 8A	2
6	N	OLIVE VISTA MS	ENGLISH 6A	8
6	N	OLIVE VISTA MS	ENGLISH 7A	12
6	N	OLIVE VISTA MS	ENGLISH 8A	11
6	N	OLIVE VISTA MS	EXPLORATN SCI	2
6	N	OLIVE VISTA MS	H ACC CC ALG 1A	5
6	N	OLIVE VISTA MS	H ACC CC MATH 7A	5
6	N	OLIVE VISTA MS	H ENGLISH 6A	4
6	N	OLIVE VISTA MS	H ENGLISH 7A	5
6	N	OLIVE VISTA MS	H ENGLISH 8A	5
6	N	OLIVE VISTA MS	H INTEG SCIENCE 8A	5

***Count of Sufficiency means:** Each class (elementary schools) or section (secondary schools) has verified sufficiency per subject matter.

Board District	Region	School Name	Class/Section Name	*Count of Number of classes/sections verifying sufficiency
6	N	OLIVE VISTA MS	H INTEGR SCIENCE 6A	4
6	N	OLIVE VISTA MS	H US HIST G&C A	5
6	N	OLIVE VISTA MS	H WHG: ANC CIV A	4
6	N	OLIVE VISTA MS	H WHG: MED/MOD A	5
6	N	OLIVE VISTA MS	HEALTH JH	16
6	N	OLIVE VISTA MS	INTEGR SCIENCE 6A	8
6	N	OLIVE VISTA MS	INTEGR SCIENCE 8A	10
6	N	OLIVE VISTA MS	L & L EL MS 1A	1
6	N	OLIVE VISTA MS	L & L EL MS 2A	1
6	N	OLIVE VISTA MS	LIT SUCCESS 1A	2
6	N	OLIVE VISTA MS	LIT SUCCESS 2A	3
6	N	OLIVE VISTA MS	SCI/HLT AC 6A	2
6	N	OLIVE VISTA MS	US HIST G&C A	11
6	N	OLIVE VISTA MS	WHG: ANC CIV A	8
6	N	OLIVE VISTA MS	WHG: MED/MOD A	11
6	N	OLIVE VISTA MS	WIND PERC MS A	2
6	N	OSCEOLA ST EL	Health	17
6	N	OSCEOLA ST EL	History/Social Science	17
6	N	OSCEOLA ST EL	Mathematics	17
6	N	OSCEOLA ST EL	Reading/English Language Arts	17
6	N	OSCEOLA ST EL	Science	17
6	N	OXNARD ST EL	Health	17
6	N	OXNARD ST EL	History/Social Science	17
6	N	OXNARD ST EL	Mathematics	17
6	N	OXNARD ST EL	Reading/English Language Arts	17
6	N	OXNARD ST EL	Science	17
6	N	PACOIMA MS	AM IMAGE MS A	1

***Count of Sufficiency means:** Each class (elementary schools) or section (secondary schools) has verified sufficiency per subject matter.

Board District	Region	School Name	Class/Section Name	*Count of Number of classes/sections verifying sufficiency
6	N	PACOIMA MS	CC MATH 6A	12
6	N	PACOIMA MS	CC MATH 7A	12
6	N	PACOIMA MS	CC MATH 8A	11
6	N	PACOIMA MS	DEV ELS MS A	2
6	N	PACOIMA MS	DEV MATH MS A	3
6	N	PACOIMA MS	ELD 1A	2
6	N	PACOIMA MS	ELD 1B	2
6	N	PACOIMA MS	ELD 2A	2
6	N	PACOIMA MS	ELD MS 4A	4
6	N	PACOIMA MS	ENGLISH 6A	8
6	N	PACOIMA MS	ENGLISH 7A	10
6	N	PACOIMA MS	ENGLISH 8A	9
6	N	PACOIMA MS	H ACC CC ALG 1A	1
6	N	PACOIMA MS	H ACC CC MATH 7A	1
6	N	PACOIMA MS	H ENGLISH 6A	3
6	N	PACOIMA MS	H ENGLISH 7A	2
6	N	PACOIMA MS	H ENGLISH 8A	2
6	N	PACOIMA MS	H INTEG SCIENCE 7	1
6	N	PACOIMA MS	H INTEG SCIENCE 8A	2
6	N	PACOIMA MS	H INTEGR SCIENCE 6A	3
6	N	PACOIMA MS	H US HIST G&C A	2
6	N	PACOIMA MS	H WHG: ANC CIV A	3
6	N	PACOIMA MS	H WHG: MED/MOD A	2
6	N	PACOIMA MS	HEALTH JH	5
6	N	PACOIMA MS	INTEG SCIENCE 7	8
6	N	PACOIMA MS	INTEGR SCIENCE 6A	9
6	N	PACOIMA MS	INTEGR SCIENCE 8A	11

***Count of Sufficiency means:** Each class (elementary schools) or section (secondary schools) has verified sufficiency per subject matter.

Board District	Region	School Name	Class/Section Name	*Count of Number of classes/sections verifying sufficiency
6	N	PACOIMA MS	JOURNALS MS A	1
6	N	PACOIMA MS	L & L EL MS 1A	2
6	N	PACOIMA MS	L & L EL MS 2A	4
6	N	PACOIMA MS	LIT SUCCESS 1A	1
6	N	PACOIMA MS	LIT SUCCESS 2A	1
6	N	PACOIMA MS	MARINE SCI	1
6	N	PACOIMA MS	US HIST G&C A	10
6	N	PACOIMA MS	WHG: ANC CIV A	9
6	N	PACOIMA MS	WHG: MED/MOD A	11
6	N	PACOIMA MS	WIND PERC MS A	1
6	N	PANORAMA CITY EL	Health	25
6	N	PANORAMA CITY EL	History/Social Science	25
6	N	PANORAMA CITY EL	Mathematics	25
6	N	PANORAMA CITY EL	Reading/English Language Arts	25
6	N	PANORAMA CITY EL	Science	25
6	N	PANORAMA SH	AM LIT COMP	10
6	N	PANORAMA SH	AP BIO A	1
6	N	PANORAMA SH	AP CALCULUS A	2
6	N	PANORAMA SH	AP CALCULUS B	1
6	N	PANORAMA SH	AP CHEMISTRY A	1
6	N	PANORAMA SH	AP ENG LANG A	3
6	N	PANORAMA SH	AP ENG LIT A	2
6	N	PANORAMA SH	AP ENV SCI A	1
6	N	PANORAMA SH	AP GOVT & POL	2
6	N	PANORAMA SH	AP PRE-CALC A	3
6	N	PANORAMA SH	AP PSYCHOLOG A	1
6	N	PANORAMA SH	AP ST ART DR A	1

***Count of Sufficiency means:** Each class (elementary schools) or section (secondary schools) has verified sufficiency per subject matter.

Board District	Region	School Name	Class/Section Name	*Count of Number of classes/sections verifying sufficiency
6	N	PANORAMA SH	AP US HIST A	2
6	N	PANORAMA SH	BIOLOGY:LIVING EARTH A	7
6	N	PANORAMA SH	CC ALGEBRA 1	9
6	N	PANORAMA SH	CC GEOMETRY A	11
6	N	PANORAMA SH	CHEMISTRY:EARTH SYS A	8
6	N	PANORAMA SH	CONS MATH A	2
6	N	PANORAMA SH	ELD 1A	1
6	N	PANORAMA SH	ELD 2A	2
6	N	PANORAMA SH	ENGLISH 10A	9
6	N	PANORAMA SH	ENGLISH 9A	10
6	N	PANORAMA SH	ERWC A	9
6	N	PANORAMA SH	FINANCIAL ALGEBRA 2A	3
6	N	PANORAMA SH	FRENCH 1A	2
6	N	PANORAMA SH	FRENCH 3A	1
6	N	PANORAMA SH	H BIOLOGY:LIVING EARTH A	2
6	N	PANORAMA SH	H CC ALGEBRA 1	1
6	N	PANORAMA SH	H CC ALGEBRA 2A	2
6	N	PANORAMA SH	H CC GEOMETRY A	3
6	N	PANORAMA SH	H CHEMISTRY:EARTH SYS A	1
6	N	PANORAMA SH	H ENGLISH 10A	2
6	N	PANORAMA SH	H ENGLISH 9A	2
6	N	PANORAMA SH	HEALTH SH	4
6	N	PANORAMA SH	INTRO TO ETHNIC STUDIES	4
6	N	PANORAMA SH	PRIN AM DEMOCR	9
6	N	PANORAMA SH	SPAN SP 1A	3
6	N	PANORAMA SH	SPANISH 1A	2
6	N	PANORAMA SH	SPANISH 2A	1

***Count of Sufficiency means:** Each class (elementary schools) or section (secondary schools) has verified sufficiency per subject matter.

Board District	Region	School Name	Class/Section Name	*Count of Number of classes/sections verifying sufficiency
6	N	PANORAMA SH	STAT & PROB A	10
6	N	PANORAMA SH	TC MATH STAT A	7
6	N	PANORAMA SH	US HIST 20TH A	8
6	N	PANORAMA SH	WHG: MOD WLD A	8
6	N	PARKS LC	Health	36
6	N	PARKS LC	History/Social Science	36
6	N	PARKS LC	Mathematics	36
6	N	PARKS LC	Reading/English Language Arts	36
6	N	PARKS LC	Science	36
6	N	PINEWOOD AVE EL	Health	16
6	N	PINEWOOD AVE EL	History/Social Science	16
6	N	PINEWOOD AVE EL	Mathematics	16
6	N	PINEWOOD AVE EL	Reading/English Language Arts	16
6	N	PINEWOOD AVE EL	Science	16
6	N	PLAINVIEW ACADEMC CA	Health	14
6	N	PLAINVIEW ACADEMC CA	History/Social Science	14
6	N	PLAINVIEW ACADEMC CA	Mathematics	14
6	N	PLAINVIEW ACADEMC CA	Reading/English Language Arts	14
6	N	PLAINVIEW ACADEMC CA	Science	14
6	N	PLUMMER EL	Health	39
6	N	PLUMMER EL	History/Social Science	39
6	N	PLUMMER EL	Mathematics	39
6	N	PLUMMER EL	Reading/English Language Arts	39
6	N	PLUMMER EL	Science	39
6	N	POLYTECHNIC SH	ACADEMIC ELD 3A	1
6	N	POLYTECHNIC SH	ACADEMIC ELD 4A	1
6	N	POLYTECHNIC SH	ADV ELD SH 2A	2

***Count of Sufficiency means:** Each class (elementary schools) or section (secondary schools) has verified sufficiency per subject matter.

Board District	Region	School Name	Class/Section Name	*Count of Number of classes/sections verifying sufficiency
6	N	POLYTECHNIC SH	AM LIT COMP	8
6	N	POLYTECHNIC SH	AP CALCULUS A	2
6	N	POLYTECHNIC SH	AP COMP SCI PRIN A CTE	1
6	N	POLYTECHNIC SH	AP ENG LIT A	1
6	N	POLYTECHNIC SH	AP ENV SCI A	2
6	N	POLYTECHNIC SH	AP EUR HIS A	2
6	N	POLYTECHNIC SH	AP MACRO ECONO	1
6	N	POLYTECHNIC SH	AP PHY:C MEC A	1
6	N	POLYTECHNIC SH	AP STATISTICS A	1
6	N	POLYTECHNIC SH	BIO:LIVING EARTH A EDGL	1
6	N	POLYTECHNIC SH	BIOLOGY:LIVING EARTH A	7
6	N	POLYTECHNIC SH	CC ALG 1 TUT LAB A	19
6	N	POLYTECHNIC SH	CC ALG 2 TUT LAB A	9
6	N	POLYTECHNIC SH	CC ALGEBRA 1	7
6	N	POLYTECHNIC SH	CC ALGEBRA 2A	4
6	N	POLYTECHNIC SH	CC ENG 10A EDGL	1
6	N	POLYTECHNIC SH	CC ENG 10B EDGL	2
6	N	POLYTECHNIC SH	CC ENG 11A EDGL	1
6	N	POLYTECHNIC SH	CC ENG 9A EDGL	2
6	N	POLYTECHNIC SH	CC ENG 9B EDG	2
6	N	POLYTECHNIC SH	CC GEOM TUT LAB A	1
6	N	POLYTECHNIC SH	CC GEOMETRY A	10
6	N	POLYTECHNIC SH	CHEMISTRY:EARTH SYS A	3
6	N	POLYTECHNIC SH	CONSTITN LAW A	1
6	N	POLYTECHNIC SH	DEV MATH SH A	2
6	N	POLYTECHNIC SH	DEV READ HS A	3
6	N	POLYTECHNIC SH	DISCR MATH A	3

***Count of Sufficiency means:** Each class (elementary schools) or section (secondary schools) has verified sufficiency per subject matter.

Board District	Region	School Name	Class/Section Name	*Count of Number of classes/sections verifying sufficiency
6	N	POLYTECHNIC SH	ELD 1A	1
6	N	POLYTECHNIC SH	ELD 2A	3
6	N	POLYTECHNIC SH	ENGLISH 10A	9
6	N	POLYTECHNIC SH	ENGLISH 9A	16
6	N	POLYTECHNIC SH	ENV STU A	1
6	N	POLYTECHNIC SH	ERWC A	5
6	N	POLYTECHNIC SH	EXPOS COMP	4
6	N	POLYTECHNIC SH	GEOG A	1
6	N	POLYTECHNIC SH	H ADV MATH A	2
6	N	POLYTECHNIC SH	H ADV COMP	1
6	N	POLYTECHNIC SH	H AM LIT COMP	8
6	N	POLYTECHNIC SH	H BIOLOGY:LIVING EARTH A	6
6	N	POLYTECHNIC SH	H CC ALGEBRA 2A	5
6	N	POLYTECHNIC SH	H CC GEOMETRY A	3
6	N	POLYTECHNIC SH	H CHEMISTRY:EARTH SYS A	4
6	N	POLYTECHNIC SH	H ENGLISH 10A	9
6	N	POLYTECHNIC SH	H ENGLISH 9A	7
6	N	POLYTECHNIC SH	H GEOG A	1
6	N	POLYTECHNIC SH	H HUMANITIES A	1
6	N	POLYTECHNIC SH	H PHYSICS:THE UNIVERSE A	3
6	N	POLYTECHNIC SH	H PHYSIOLOGY A	3
6	N	POLYTECHNIC SH	H PRECALC A	3
6	N	POLYTECHNIC SH	H PRIN AM DEMOCR	4
6	N	POLYTECHNIC SH	H PRN ENGINEER A	3
6	N	POLYTECHNIC SH	H STATISTICS A	1
6	N	POLYTECHNIC SH	H US HIST 20TH A	5
6	N	POLYTECHNIC SH	H WHG: MOD WLD A	4

***Count of Sufficiency means:** Each class (elementary schools) or section (secondary schools) has verified sufficiency per subject matter.

Board District	Region	School Name	Class/Section Name	*Count of Number of classes/sections verifying sufficiency
6	N	POLYTECHNIC SH	HEALTH SH	6
6	N	POLYTECHNIC SH	INTERACTIONS A	9
6	N	POLYTECHNIC SH	INTRO PSYCH	2
6	N	POLYTECHNIC SH	INTRO TO ETHNIC STUDIES	6
6	N	POLYTECHNIC SH	KOREAN 1A	3
6	N	POLYTECHNIC SH	KOREAN 2A	1
6	N	POLYTECHNIC SH	L & L EL SH A	1
6	N	POLYTECHNIC SH	PHYS GEOLOGY A	1
6	N	POLYTECHNIC SH	PRIN AM DEMOCR	4
6	N	POLYTECHNIC SH	SPAN SP 1A	4
6	N	POLYTECHNIC SH	SPANISH 1A	3
6	N	POLYTECHNIC SH	SPANISH 2A	2
6	N	POLYTECHNIC SH	SPANISH 2B EDGL	1
6	N	POLYTECHNIC SH	STAT & PROB A	1
6	N	POLYTECHNIC SH	US HIST 20TH A	5
6	N	POLYTECHNIC SH	US HIST 20TH B	1
6	N	POLYTECHNIC SH	WHG: MOD WLD A	7
6	N	POLYTECHNIC SH	WHG: MOD WLD B	1
6	N	PRIMARY ACADEMY	Health	11
6	N	PRIMARY ACADEMY	History/Social Science	11
6	N	PRIMARY ACADEMY	Mathematics	11
6	N	PRIMARY ACADEMY	Reading/English Language Arts	11
6	N	PRIMARY ACADEMY	Science	11
6	N	RANCHITO AVE DTS	Health	5
6	N	RANCHITO AVE DTS	History/Social Science	5
6	N	RANCHITO AVE DTS	Mathematics	5
6	N	RANCHITO AVE DTS	Reading/English Language Arts	5

***Count of Sufficiency means:** Each class (elementary schools) or section (secondary schools) has verified sufficiency per subject matter.

Board District	Region	School Name	Class/Section Name	*Count of Number of classes/sections verifying sufficiency
6	N	RANCHITO AVE DTS	Science	5
6	N	RANCHITO AVE EL	Health	16
6	N	RANCHITO AVE EL	History/Social Science	16
6	N	RANCHITO AVE EL	Mathematics	16
6	N	RANCHITO AVE EL	Reading/English Language Arts	16
6	N	RANCHITO AVE EL	Science	16
6	N	RIO VISTA EL	Health	19
6	N	RIO VISTA EL	History/Social Science	19
6	N	RIO VISTA EL	Mathematics	19
6	N	RIO VISTA EL	Reading/English Language Arts	19
6	N	RIO VISTA EL	Science	19
6	N	ROMER MS	ADV ELD MS 1A	3
6	N	ROMER MS	ADV ELD MS 2A	4
6	N	ROMER MS	CC MATH 6A	13
6	N	ROMER MS	CC MATH 7A	9
6	N	ROMER MS	CC MATH 8A	10
6	N	ROMER MS	CREAT WRT MS A	1
6	N	ROMER MS	DEV ELS MS A	2
6	N	ROMER MS	DEV MATH MS A	2
6	N	ROMER MS	DEV READ MS A	2
6	N	ROMER MS	ELD 1A	2
6	N	ROMER MS	ELD 2A	2
6	N	ROMER MS	ELD MS 3A	1
6	N	ROMER MS	ELD MS 4A	1
6	N	ROMER MS	ENG ALT CUR 6A	1
6	N	ROMER MS	ENG ALT CUR 7A	1
6	N	ROMER MS	ENG ALT CUR 8A	1

***Count of Sufficiency means:** Each class (elementary schools) or section (secondary schools) has verified sufficiency per subject matter.

Board District	Region	School Name	Class/Section Name	*Count of Number of classes/sections verifying sufficiency
6	N	ROMER MS	ENGLISH 6A	8
6	N	ROMER MS	ENGLISH 7A	9
6	N	ROMER MS	ENGLISH 8A	9
6	N	ROMER MS	H ACC CC MATH 7A	3
6	N	ROMER MS	H ENGLISH 6A	3
6	N	ROMER MS	H ENGLISH 7A	3
6	N	ROMER MS	H ENGLISH 8A	3
6	N	ROMER MS	H HGH ACC CC MATH 8/ALG1A	3
6	N	ROMER MS	H INTEG SCIENCE 8A	3
6	N	ROMER MS	H INTEGR SCIENCE 6A	3
6	N	ROMER MS	H US HIST G&C A	3
6	N	ROMER MS	H WHG: ANC CIV A	3
6	N	ROMER MS	H WHG: MED/MOD A	3
6	N	ROMER MS	HEALTH JH	12
6	N	ROMER MS	INTEGR SCIENCE 6A	10
6	N	ROMER MS	INTEGR SCIENCE 8A	9
6	N	ROMER MS	ITALIAN 2A	1
6	N	ROMER MS	JOURNLSM MS A	1
6	N	ROMER MS	L & L EL MS 1A	2
6	N	ROMER MS	L & L EL MS 2A	2
6	N	ROMER MS	SCI/HLT AC 6A	1
6	N	ROMER MS	SCI/HLT AC 7	1
6	N	ROMER MS	US HIST G&C A	9
6	N	ROMER MS	WHG: ANC CIV A	8
6	N	ROMER MS	WHG: MED/MOD A	10
6	N	ROSCOE EL	Health	29
6	N	ROSCOE EL	History/Social Science	29

***Count of Sufficiency means:** Each class (elementary schools) or section (secondary schools) has verified sufficiency per subject matter.

Board District	Region	School Name	Class/Section Name	*Count of Number of classes/sections verifying sufficiency
6	N	ROSCOE EL	Mathematics	29
6	N	ROSCOE EL	Reading/English Language Arts	29
6	N	ROSCOE EL	Science	29
6	N	ROSCOE EL DTS	Health	7
6	N	ROSCOE EL DTS	History/Social Science	7
6	N	ROSCOE EL DTS	Mathematics	7
6	N	ROSCOE EL DTS	Reading/English Language Arts	7
6	N	ROSCOE EL DTS	Science	7
6	N	SAN FERNANDO EL	Health	17
6	N	SAN FERNANDO EL	History/Social Science	17
6	N	SAN FERNANDO EL	Mathematics	17
6	N	SAN FERNANDO EL	Reading/English Language Arts	17
6	N	SAN FERNANDO EL	Science	17
6	N	SAN FERNANDO EL DTS	Health	10
6	N	SAN FERNANDO EL DTS	History/Social Science	10
6	N	SAN FERNANDO EL DTS	Mathematics	10
6	N	SAN FERNANDO EL DTS	Reading/English Language Arts	10
6	N	SAN FERNANDO EL DTS	Science	10
6	N	SAN FERNANDO MS	ACAD LIT MS 6A	2
6	N	SAN FERNANDO MS	ACAD LIT MS 7A	3
6	N	SAN FERNANDO MS	ACAD LIT MS 8A	4
6	N	SAN FERNANDO MS	ADV ELD MS 1A	1
6	N	SAN FERNANDO MS	CC MATH 6 TUT LAB A	7
6	N	SAN FERNANDO MS	CC MATH 6A	7
6	N	SAN FERNANDO MS	CC MATH 7 TUT LAB A	7
6	N	SAN FERNANDO MS	CC MATH 7A	7
6	N	SAN FERNANDO MS	CC MATH 8 TUT LAB A	9

***Count of Sufficiency means:** Each class (elementary schools) or section (secondary schools) has verified sufficiency per subject matter.

Board District	Region	School Name	Class/Section Name	*Count of Number of classes/sections verifying sufficiency
6	N	SAN FERNANDO MS	CC MATH 8A	9
6	N	SAN FERNANDO MS	EL SH STORY MS	1
6	N	SAN FERNANDO MS	ELD 1A	2
6	N	SAN FERNANDO MS	ELD 2A	2
6	N	SAN FERNANDO MS	ELD MS 3A	3
6	N	SAN FERNANDO MS	ELD MS 4A	1
6	N	SAN FERNANDO MS	ENG ALT CUR 6A	3
6	N	SAN FERNANDO MS	ENG ALT CUR 7A	3
6	N	SAN FERNANDO MS	ENG ALT CUR 8A	2
6	N	SAN FERNANDO MS	ENGLISH 6A	6
6	N	SAN FERNANDO MS	ENGLISH 7A	6
6	N	SAN FERNANDO MS	ENGLISH 8A	7
6	N	SAN FERNANDO MS	H CREAT WRT MS A	1
6	N	SAN FERNANDO MS	H ENGLISH 6A	1
6	N	SAN FERNANDO MS	H ENGLISH 7A	1
6	N	SAN FERNANDO MS	H ENGLISH 8A	2
6	N	SAN FERNANDO MS	H HUMANIT MS A	2
6	N	SAN FERNANDO MS	H INTEG SCIENCE 7	1
6	N	SAN FERNANDO MS	H INTEG SCIENCE 8A	1
6	N	SAN FERNANDO MS	H INTEGR SCIENCE 6A	1
6	N	SAN FERNANDO MS	H US HIST G&C A	3
6	N	SAN FERNANDO MS	H WHG: ANC CIV A	2
6	N	SAN FERNANDO MS	H WHG: MED/MOD A	2
6	N	SAN FERNANDO MS	HEALTH JH	3
6	N	SAN FERNANDO MS	INTEG SCIENCE 7	3
6	N	SAN FERNANDO MS	INTEGR SCIENCE 6A	6
6	N	SAN FERNANDO MS	INTEGR SCIENCE 8A	8

***Count of Sufficiency means:** Each class (elementary schools) or section (secondary schools) has verified sufficiency per subject matter.

Board District	Region	School Name	Class/Section Name	*Count of Number of classes/sections verifying sufficiency
6	N	SAN FERNANDO MS	L & L EL MS 1A	2
6	N	SAN FERNANDO MS	L & L EL MS 2A	1
6	N	SAN FERNANDO MS	LIT SUCCESS 1A	2
6	N	SAN FERNANDO MS	LIT SUCCESS 2A	4
6	N	SAN FERNANDO MS	SCI/HLT AC 6A	3
6	N	SAN FERNANDO MS	SCI/HLT AC 7	3
6	N	SAN FERNANDO MS	SP LANG/CUL INTERM SP A	1
6	N	SAN FERNANDO MS	SPAN SP 1A	1
6	N	SAN FERNANDO MS	SPAN SP 2A	1
6	N	SAN FERNANDO MS	US HIST G&C A	7
6	N	SAN FERNANDO MS	WHG: ANC CIV A	6
6	N	SAN FERNANDO MS	WHG: MED/MOD A	6
6	N	SAN FERNANDO MS	WIND PERC MS A	1
6	N	SAN FERNANDO MS IAM	ADV ELD MS 1A	4
6	N	SAN FERNANDO MS IAM	CC MATH 6A	7
6	N	SAN FERNANDO MS IAM	CC MATH 7A	7
6	N	SAN FERNANDO MS IAM	CC MATH 8A	6
6	N	SAN FERNANDO MS IAM	CREAT WRT MS A	3
6	N	SAN FERNANDO MS IAM	ELD 2A	4
6	N	SAN FERNANDO MS IAM	ENGLISH 6A	6
6	N	SAN FERNANDO MS IAM	ENGLISH 7A	6
6	N	SAN FERNANDO MS IAM	ENGLISH 8A	5
6	N	SAN FERNANDO MS IAM	EXPLORATN SCI	1
6	N	SAN FERNANDO MS IAM	H ENGLISH 6A	1
6	N	SAN FERNANDO MS IAM	H ENGLISH 7A	1
6	N	SAN FERNANDO MS IAM	H ENGLISH 8A	1
6	N	SAN FERNANDO MS IAM	H INTEG SCIENCE 7	1

***Count of Sufficiency means:** Each class (elementary schools) or section (secondary schools) has verified sufficiency per subject matter.

Board District	Region	School Name	Class/Section Name	*Count of Number of classes/sections verifying sufficiency
6	N	SAN FERNANDO MS IAM	H INTEG SCIENCE 8A	1
6	N	SAN FERNANDO MS IAM	H INTEGR SCIENCE 6A	1
6	N	SAN FERNANDO MS IAM	H US HIST G&C A	1
6	N	SAN FERNANDO MS IAM	H WHG: ANC CIV A	1
6	N	SAN FERNANDO MS IAM	H WHG: MED/MOD A	1
6	N	SAN FERNANDO MS IAM	INTEG SCIENCE 7	6
6	N	SAN FERNANDO MS IAM	INTEGR SCIENCE 6A	6
6	N	SAN FERNANDO MS IAM	INTEGR SCIENCE 8A	4
6	N	SAN FERNANDO MS IAM	US HIST G&C A	5
6	N	SAN FERNANDO MS IAM	WHG: ANC CIV A	6
6	N	SAN FERNANDO MS IAM	WHG: MED/MOD A	5
6	N	SAN FERNANDO SH	ACADEMIC ELD 3A	2
6	N	SAN FERNANDO SH	ACADEMIC ELD 4A	1
6	N	SAN FERNANDO SH	ADV ELD SH 2A	2
6	N	SAN FERNANDO SH	ADV ELD SH A	2
6	N	SAN FERNANDO SH	AFRO-AM LIT	4
6	N	SAN FERNANDO SH	AM LIT COMP	12
6	N	SAN FERNANDO SH	AP CALCULUS A	2
6	N	SAN FERNANDO SH	AP CALCULUS B	1
6	N	SAN FERNANDO SH	AP COMP SCI PRIN A	3
6	N	SAN FERNANDO SH	AP ENG LANG A	4
6	N	SAN FERNANDO SH	AP ENG LIT A	4
6	N	SAN FERNANDO SH	AP ENV SCI A	2
6	N	SAN FERNANDO SH	AP MICRO ECONO	1
6	N	SAN FERNANDO SH	AP PHYSICS 1A	1
6	N	SAN FERNANDO SH	AP PRE-CALC A	1
6	N	SAN FERNANDO SH	AP SPAN LIT A	2

***Count of Sufficiency means:** Each class (elementary schools) or section (secondary schools) has verified sufficiency per subject matter.

Board District	Region	School Name	Class/Section Name	*Count of Number of classes/sections verifying sufficiency
6	N	SAN FERNANDO SH	AP SPAN LNG A	3
6	N	SAN FERNANDO SH	AP US HIST A	2
6	N	SAN FERNANDO SH	AP WLD HIST A	2
6	N	SAN FERNANDO SH	BIOLOGY:LIVING EARTH A	16
6	N	SAN FERNANDO SH	CC ALGEBRA 1	9
6	N	SAN FERNANDO SH	CC ALGEBRA 2A	14
6	N	SAN FERNANDO SH	CC GEOMETRY A	12
6	N	SAN FERNANDO SH	CELL CYC:INVES/CLIN TRL A	1
6	N	SAN FERNANDO SH	CHEMISTRY:EARTH SYS A	9
6	N	SAN FERNANDO SH	CONS MATH A	3
6	N	SAN FERNANDO SH	DEV MATH SH A	1
6	N	SAN FERNANDO SH	DEV READ HS A	1
6	N	SAN FERNANDO SH	ELD 1A	2
6	N	SAN FERNANDO SH	ELD 2A	2
6	N	SAN FERNANDO SH	ELD 2B	2
6	N	SAN FERNANDO SH	ENGINEERING DEV A	4
6	N	SAN FERNANDO SH	ENGLISH 10A	12
6	N	SAN FERNANDO SH	ENGLISH 9A	10
6	N	SAN FERNANDO SH	EXPOS COMP	11
6	N	SAN FERNANDO SH	FOUND OF FOODS & NUTR A	1
6	N	SAN FERNANDO SH	H AM LIT COMP	5
6	N	SAN FERNANDO SH	H BIOLOGY:LIVING EARTH A	6
6	N	SAN FERNANDO SH	H CC ALGEBRA 1	7
6	N	SAN FERNANDO SH	H CC ALGEBRA 2A	7
6	N	SAN FERNANDO SH	H CC GEOMETRY A	5
6	N	SAN FERNANDO SH	H CHEMISTRY:EARTH SYS A	5
6	N	SAN FERNANDO SH	H ENGLISH 10A	7

***Count of Sufficiency means:** Each class (elementary schools) or section (secondary schools) has verified sufficiency per subject matter.

Board District	Region	School Name	Class/Section Name	*Count of Number of classes/sections verifying sufficiency
6	N	SAN FERNANDO SH	H ENGLISH 9A	6
6	N	SAN FERNANDO SH	H EXPOS COMP	4
6	N	SAN FERNANDO SH	H MARINE BIO A	1
6	N	SAN FERNANDO SH	H PHYSICS:THE UNIVERSE A	3
6	N	SAN FERNANDO SH	H PHYSIOLOGY A	2
6	N	SAN FERNANDO SH	H PRECALC A	3
6	N	SAN FERNANDO SH	H PRIN AM DEMOCR	5
6	N	SAN FERNANDO SH	H SPAN SP 1A	3
6	N	SAN FERNANDO SH	H SPAN SP 2A	1
6	N	SAN FERNANDO SH	H SPANISH 1A	1
6	N	SAN FERNANDO SH	H SPANISH 2A	1
6	N	SAN FERNANDO SH	H SPANISH 3A	1
6	N	SAN FERNANDO SH	H US HIST 20TH A	4
6	N	SAN FERNANDO SH	H WHG: MOD WLD A	4
6	N	SAN FERNANDO SH	HEALTH SH	9
6	N	SAN FERNANDO SH	INTERACTIONS A	1
6	N	SAN FERNANDO SH	INTRO TO ETHNIC STUDIES	7
6	N	SAN FERNANDO SH	L & L EL SH 2A	1
6	N	SAN FERNANDO SH	L & L EL SH A	1
6	N	SAN FERNANDO SH	MATERIAL SCI ENGIN A	1
6	N	SAN FERNANDO SH	PRE-AP ALGEBRA 1 A	1
6	N	SAN FERNANDO SH	PRE-AP BIOLOGY A	1
6	N	SAN FERNANDO SH	PRE-AP ENGLISH 1 A	1
6	N	SAN FERNANDO SH	PRECALC A	1
6	N	SAN FERNANDO SH	PRIN AM DEMOCR	11
6	N	SAN FERNANDO SH	SPAN SP 1A	9
6	N	SAN FERNANDO SH	SPAN SP 2A	1

***Count of Sufficiency means:** Each class (elementary schools) or section (secondary schools) has verified sufficiency per subject matter.

Board District	Region	School Name	Class/Section Name	*Count of Number of classes/sections verifying sufficiency
6	N	SAN FERNANDO SH	SPANISH 1A	4
6	N	SAN FERNANDO SH	SPANISH 2A	5
6	N	SAN FERNANDO SH	US HIST 20TH A	13
6	N	SAN FERNANDO SH	WHG: MOD WLD A	11
6	N	SAN JOSE ST EL	Health	27
6	N	SAN JOSE ST EL	History/Social Science	27
6	N	SAN JOSE ST EL	Mathematics	27
6	N	SAN JOSE ST EL	Reading/English Language Arts	27
6	N	SAN JOSE ST EL	Science	27
6	N	SAN JOSE ST EL HG MAG	Health	4
6	N	SAN JOSE ST EL HG MAG	History/Social Science	4
6	N	SAN JOSE ST EL HG MAG	Mathematics	4
6	N	SAN JOSE ST EL HG MAG	Reading/English Language Arts	4
6	N	SAN JOSE ST EL HG MAG	Science	4
6	N	SANTANA ART AC	Health	12
6	N	SANTANA ART AC	History/Social Science	12
6	N	SANTANA ART AC	Mathematics	12
6	N	SANTANA ART AC	Reading/English Language Arts	12
6	N	SANTANA ART AC	Science	12
6	N	SANTANA ARTS ACA DTS	Health	10
6	N	SANTANA ARTS ACA DTS	History/Social Science	10
6	N	SANTANA ARTS ACA DTS	Mathematics	10
6	N	SANTANA ARTS ACA DTS	Reading/English Language Arts	10
6	N	SANTANA ARTS ACA DTS	Science	10
6	N	SATICOY EL	Health	23
6	N	SATICOY EL	History/Social Science	23
6	N	SATICOY EL	Mathematics	23

***Count of Sufficiency means:** Each class (elementary schools) or section (secondary schools) has verified sufficiency per subject matter.

Board District	Region	School Name	Class/Section Name	*Count of Number of classes/sections verifying sufficiency
6	N	SATICOY EL	Reading/English Language Arts	23
6	N	SATICOY EL	Science	23
6	N	SATICOY EL DTR	Health	11
6	N	SATICOY EL DTR	History/Social Science	11
6	N	SATICOY EL DTR	Mathematics	11
6	N	SATICOY EL DTR	Reading/English Language Arts	11
6	N	SATICOY EL DTR	Science	11
6	N	SCIENCE AC STEM MAG	AP BIO A	4
6	N	SCIENCE AC STEM MAG	AP CALCULUS A	3
6	N	SCIENCE AC STEM MAG	AP CALCULUS B	2
6	N	SCIENCE AC STEM MAG	AP CHEMISTRY A	3
6	N	SCIENCE AC STEM MAG	AP COMP SCI PRIN A CTE	2
6	N	SCIENCE AC STEM MAG	AP ENG LANG A	2
6	N	SCIENCE AC STEM MAG	AP ENG LIT A	1
6	N	SCIENCE AC STEM MAG	AP GOVT & POL	1
6	N	SCIENCE AC STEM MAG	AP PHYSICS 1A	2
6	N	SCIENCE AC STEM MAG	AP US HIST A	2
6	N	SCIENCE AC STEM MAG	AP WLD HIST A	3
6	N	SCIENCE AC STEM MAG	EXPLORATN SCI	3
6	N	SCIENCE AC STEM MAG	H ADV MATH A	1
6	N	SCIENCE AC STEM MAG	H ACC CC ALG 1A	3
6	N	SCIENCE AC STEM MAG	H CC ALGEBRA 2A	2
6	N	SCIENCE AC STEM MAG	H CC GEOMETRY A	3
6	N	SCIENCE AC STEM MAG	H CHEMISTRY:EARTH SYS A	3
6	N	SCIENCE AC STEM MAG	H ENGLISH 10A	3
6	N	SCIENCE AC STEM MAG	H ENGLISH 6A	3
6	N	SCIENCE AC STEM MAG	H ENGLISH 7A	3

***Count of Sufficiency means:** Each class (elementary schools) or section (secondary schools) has verified sufficiency per subject matter.

Board District	Region	School Name	Class/Section Name	*Count of Number of classes/sections verifying sufficiency
6	N	SCIENCE AC STEM MAG	H ENGLISH 8A	3
6	N	SCIENCE AC STEM MAG	H ENGLISH 9A	3
6	N	SCIENCE AC STEM MAG	H HGH ACC CC MATH 6/7A	3
6	N	SCIENCE AC STEM MAG	H INTEG SCIENCE 7	3
6	N	SCIENCE AC STEM MAG	H INTEG SCIENCE 8A	3
6	N	SCIENCE AC STEM MAG	H INTEGR SCIENCE 6A	3
6	N	SCIENCE AC STEM MAG	H US HIST G&C A	3
6	N	SCIENCE AC STEM MAG	H WHG: ANC CIV A	3
6	N	SCIENCE AC STEM MAG	H WHG: MED/MOD A	3
6	N	SCIENCE AC STEM MAG	HEALTH SH	3
6	N	SCIENCE AC STEM MAG	PHYS OF THE UNIV A EDGL	1
6	N	SCIENCE AC STEM MAG	PORTUGUESE 1A	1
6	N	SCIENCE AC STEM MAG	PRECALC A	1
6	N	SCIENCE AC STEM MAG	SPANISH 1A	2
6	N	SCIENCE AC STEM MAG	SPANISH 1B	2
6	N	SCIENCE AC STEM MAG	SPANISH 2A EDGL	2
6	N	SCIENCE AC STEM MAG	SPANISH 3A	3
6	N	SCIENCE AC STEM MAG	SPANISH 3A EDGL	2
6	N	SCIENCE AC STEM MAG	SPANISH 3B	3
6	N	SCIENCE AC STEM MAG	STAT & PROB A	1
6	N	SCIENCE AC STEM MAG	STAT & PROB B	1
6	N	SEDAK EL	Health	18
6	N	SEDAK EL	History/Social Science	18
6	N	SEDAK EL	Mathematics	18
6	N	SEDAK EL	Reading/English Language Arts	18
6	N	SEDAK EL	Science	18
6	N	SEDAK EL A/C/T MAG	Health	6

***Count of Sufficiency means:** Each class (elementary schools) or section (secondary schools) has verified sufficiency per subject matter.

Board District	Region	School Name	Class/Section Name	*Count of Number of classes/sections verifying sufficiency
6	N	SEDAK EL A/C/T MAG	History/Social Science	6
6	N	SEDAK EL A/C/T MAG	Mathematics	6
6	N	SEDAK EL A/C/T MAG	Reading/English Language Arts	6
6	N	SEDAK EL A/C/T MAG	Science	6
6	N	SEPULVEDA MS	ADV ELD MS 1A	6
6	N	SEPULVEDA MS	ADV ELD MS 2A	2
6	N	SEPULVEDA MS	CC MATH 6 TUT LAB A	1
6	N	SEPULVEDA MS	CC MATH 6A	13
6	N	SEPULVEDA MS	CC MATH 7 TUT LAB A	9
6	N	SEPULVEDA MS	CC MATH 7A	15
6	N	SEPULVEDA MS	CC MATH 8 TUT LAB A	9
6	N	SEPULVEDA MS	CC MATH 8A	17
6	N	SEPULVEDA MS	DEV ELS MS A	1
6	N	SEPULVEDA MS	DEV MATH MS A	1
6	N	SEPULVEDA MS	DEV READ MS A	1
6	N	SEPULVEDA MS	ELD 1A	4
6	N	SEPULVEDA MS	ELD 2A	2
6	N	SEPULVEDA MS	ELD MS 3A	7
6	N	SEPULVEDA MS	ENG ALT CUR 6A	2
6	N	SEPULVEDA MS	ENG ALT CUR 7A	2
6	N	SEPULVEDA MS	ENG ALT CUR 8A	2
6	N	SEPULVEDA MS	ENGLISH 6A	10
6	N	SEPULVEDA MS	ENGLISH 7A	12
6	N	SEPULVEDA MS	ENGLISH 8A	11
6	N	SEPULVEDA MS	ESL HISTORY A	2
6	N	SEPULVEDA MS	ESL SCIENCE A	2
6	N	SEPULVEDA MS	H ACC CC ALG 1A	1

***Count of Sufficiency means:** Each class (elementary schools) or section (secondary schools) has verified sufficiency per subject matter.

Board District	Region	School Name	Class/Section Name	*Count of Number of classes/sections verifying sufficiency
6	N	SEPULVEDA MS	H ACC CC MATH 7A	1
6	N	SEPULVEDA MS	H ENGLISH 6A	3
6	N	SEPULVEDA MS	H ENGLISH 7A	5
6	N	SEPULVEDA MS	H ENGLISH 8A	6
6	N	SEPULVEDA MS	H INTEG SCIENCE 8A	6
6	N	SEPULVEDA MS	H INTEGR SCIENCE 6A	3
6	N	SEPULVEDA MS	H US HIST G&C A	6
6	N	SEPULVEDA MS	H WHG: ANC CIV A	3
6	N	SEPULVEDA MS	H WHG: MED/MOD A	5
6	N	SEPULVEDA MS	HEALTH JH	16
6	N	SEPULVEDA MS	INTEGR SCIENCE 6A	11
6	N	SEPULVEDA MS	INTEGR SCIENCE 8A	11
6	N	SEPULVEDA MS	JOURNALS MS A	1
6	N	SEPULVEDA MS	LIT SUCCESS 1A	1
6	N	SEPULVEDA MS	LIT SUCCESS 2A	4
6	N	SEPULVEDA MS	SCI/HLT AC 6A	2
6	N	SEPULVEDA MS	SCI/HLT AC 7	2
6	N	SEPULVEDA MS	SPANISH 1A	3
6	N	SEPULVEDA MS	SPANISH 2A	2
6	N	SEPULVEDA MS	US HIST G&C A	11
6	N	SEPULVEDA MS	WHG: ANC CIV A	10
6	N	SEPULVEDA MS	WHG: MED/MOD A	11
6	N	SEPULVEDA MS	WIND PERC MS A	2
6	N	SHARP AVE EL	Health	25
6	N	SHARP AVE EL	History/Social Science	25
6	N	SHARP AVE EL	Mathematics	25
6	N	SHARP AVE EL	Reading/English Language Arts	25

***Count of Sufficiency means:** Each class (elementary schools) or section (secondary schools) has verified sufficiency per subject matter.

Board District	Region	School Name	Class/Section Name	*Count of Number of classes/sections verifying sufficiency
6	N	SHARP AVE EL	Science	25
6	N	STONEHURST STEAM MAG	Health	17
6	N	STONEHURST STEAM MAG	History/Social Science	17
6	N	STONEHURST STEAM MAG	Mathematics	17
6	N	STONEHURST STEAM MAG	Reading/English Language Arts	17
6	N	STONEHURST STEAM MAG	Science	17
6	N	STRATHERN ST EL	Health	27
6	N	STRATHERN ST EL	History/Social Science	27
6	N	STRATHERN ST EL	Mathematics	27
6	N	STRATHERN ST EL	Reading/English Language Arts	27
6	N	STRATHERN ST EL	Science	27
6	N	SUN VALLEY MAG ET	AM LIT COMP	1
6	N	SUN VALLEY MAG ET	AP CALCULUS A	1
6	N	SUN VALLEY MAG ET	AP SPAN LNG A	1
6	N	SUN VALLEY MAG ET	ASTRONOMY A	1
6	N	SUN VALLEY MAG ET	B READ MS A	20
6	N	SUN VALLEY MAG ET	B READ SH A	4
6	N	SUN VALLEY MAG ET	BIOLOGY:LIVING EARTH A	2
6	N	SUN VALLEY MAG ET	CC ALG 1 TUT LAB A	7
6	N	SUN VALLEY MAG ET	CC ALG 2 TUT LAB A	5
6	N	SUN VALLEY MAG ET	CC GEOM TUT LAB A	3
6	N	SUN VALLEY MAG ET	CC MATH 6 TUT LAB A	12
6	N	SUN VALLEY MAG ET	CC MATH 7 TUT LAB A	12
6	N	SUN VALLEY MAG ET	CC MATH 8 TUT LAB A	9
6	N	SUN VALLEY MAG ET	CREAT WRIT	1
6	N	SUN VALLEY MAG ET	DEV ELS MS A	1
6	N	SUN VALLEY MAG ET	DEV ELS SH A	1

***Count of Sufficiency means:** Each class (elementary schools) or section (secondary schools) has verified sufficiency per subject matter.

Board District	Region	School Name	Class/Section Name	*Count of Number of classes/sections verifying sufficiency
6	N	SUN VALLEY MAG ET	DEV MATH MS A	1
6	N	SUN VALLEY MAG ET	DEV MATH SH A	2
6	N	SUN VALLEY MAG ET	DEV READ MS A	1
6	N	SUN VALLEY MAG ET	ECONOMICS	1
6	N	SUN VALLEY MAG ET	ELD 10A	1
6	N	SUN VALLEY MAG ET	ELD 11A	1
6	N	SUN VALLEY MAG ET	ELD 12A	1
6	N	SUN VALLEY MAG ET	ELD 6A	3
6	N	SUN VALLEY MAG ET	ELD 7A	2
6	N	SUN VALLEY MAG ET	ELD 8A	2
6	N	SUN VALLEY MAG ET	ELD 9A	1
6	N	SUN VALLEY MAG ET	ENG ALT CUR 6A	2
6	N	SUN VALLEY MAG ET	ENG ALT CUR 7A	1
6	N	SUN VALLEY MAG ET	ENG ALT CUR 8A	2
6	N	SUN VALLEY MAG ET	ENGLISH 9A	2
6	N	SUN VALLEY MAG ET	ENV STUDIES MS	3
6	N	SUN VALLEY MAG ET	ERWC A	1
6	N	SUN VALLEY MAG ET	EXPL BIOTECH:LAB SKLS MS	2
6	N	SUN VALLEY MAG ET	FLIGHT & SPACE	4
6	N	SUN VALLEY MAG ET	H AM LIT COMP	1
6	N	SUN VALLEY MAG ET	H BIOLOGY:LIVING EARTH A	1
6	N	SUN VALLEY MAG ET	H CC GEOMETRY A	2
6	N	SUN VALLEY MAG ET	H ECONOMICS	1
6	N	SUN VALLEY MAG ET	H ENGLISH 10A	1
6	N	SUN VALLEY MAG ET	H ENGLISH 7A	2
6	N	SUN VALLEY MAG ET	H ENGLISH 8A	4
6	N	SUN VALLEY MAG ET	H EXPOS COMP	1

***Count of Sufficiency means:** Each class (elementary schools) or section (secondary schools) has verified sufficiency per subject matter.

Board District	Region	School Name	Class/Section Name	*Count of Number of classes/sections verifying sufficiency
6	N	SUN VALLEY MAG ET	H INTEG SCIENCE 7	2
6	N	SUN VALLEY MAG ET	H INTEG SCIENCE 8A	3
6	N	SUN VALLEY MAG ET	H INTEGR SCIENCE 6A	4
6	N	SUN VALLEY MAG ET	H INTR ENG DES A	2
6	N	SUN VALLEY MAG ET	H US HIST 20TH A	1
6	N	SUN VALLEY MAG ET	H US HIST G&C A	2
6	N	SUN VALLEY MAG ET	H WHG: ANC CIV A	1
6	N	SUN VALLEY MAG ET	H WHG: MED/MOD A	3
6	N	SUN VALLEY MAG ET	H WHG: MOD WLD A	1
6	N	SUN VALLEY MAG ET	HEALTH SH	1
6	N	SUN VALLEY MAG ET	HS INT NEW ELD A	1
6	N	SUN VALLEY MAG ET	HUMANITIES A	1
6	N	SUN VALLEY MAG ET	INTEG SCIENCE 7	4
6	N	SUN VALLEY MAG ET	INTEGR SCIENCE 6A	2
6	N	SUN VALLEY MAG ET	INTEGR SCIENCE 8A	3
6	N	SUN VALLEY MAG ET	INTRO TO ETHNIC STUDIES	1
6	N	SUN VALLEY MAG ET	LIT SUCCESS 1A	6
6	N	SUN VALLEY MAG ET	LIT SUCCESS 2A	3
6	N	SUN VALLEY MAG ET	MS INT NEW ELD A	1
6	N	SUN VALLEY MAG ET	PHYSICS:THE UNIVERSE A	2
6	N	SUN VALLEY MAG ET	SCI/HLT AC 6A	2
6	N	SUN VALLEY MAG ET	SCI/HLT AC 7	1
6	N	SUN VALLEY MAG ET	SPAN SP 1A	1
6	N	SUN VALLEY MAG ET	SPANISH 1A	4
6	N	SUN VALLEY MAG ET	STAT & PROB A	1
6	N	SUN VALLEY MAG ET	TCH FL FTBL	1
6	N	SUN VALLEY MAG ET	US HIST 20TH A	1

***Count of Sufficiency means:** Each class (elementary schools) or section (secondary schools) has verified sufficiency per subject matter.

Board District	Region	School Name	Class/Section Name	*Count of Number of classes/sections verifying sufficiency
6	N	SUN VALLEY MAG ET	US HIST G&C A	2
6	N	SUN VALLEY MAG ET	WHG: ANC CIV A	4
6	N	SUN VALLEY MAG ET	WHG: MED/MOD A	3
6	N	SUN VALLEY MAG ET	WHG: MOD WLD A	2
6	N	SUN VALLEY MAG ET	WRIT SEMINAR A	1
6	N	SUNLAND EL	Health	17
6	N	SUNLAND EL	History/Social Science	17
6	N	SUNLAND EL	Mathematics	17
6	N	SUNLAND EL	Reading/English Language Arts	17
6	N	SUNLAND EL	Science	17
6	N	SUNLAND EL GIFTED MG	Health	4
6	N	SUNLAND EL GIFTED MG	History/Social Science	4
6	N	SUNLAND EL GIFTED MG	Mathematics	4
6	N	SUNLAND EL GIFTED MG	Reading/English Language Arts	4
6	N	SUNLAND EL GIFTED MG	Science	4
6	N	SYLMAR ACAD BH/E MAG	ADV ELD SH 2A	1
6	N	SYLMAR ACAD BH/E MAG	AP BIO A	1
6	N	SYLMAR ACAD BH/E MAG	AP ENG LIT A	1
6	N	SYLMAR ACAD BH/E MAG	AP SPAN A EDGL	1
6	N	SYLMAR ACAD BH/E MAG	AP SPAN LNG A	1
6	N	SYLMAR ACAD BH/E MAG	AP US HIST A	1
6	N	SYLMAR ACAD BH/E MAG	AP WLD HIST A	1
6	N	SYLMAR ACAD BH/E MAG	BIOLOGY:LIVING EARTH A	1
6	N	SYLMAR ACAD BH/E MAG	CC ALG 1 TUT LAB A	2
6	N	SYLMAR ACAD BH/E MAG	CC ALG 2 TUT LAB A	2
6	N	SYLMAR ACAD BH/E MAG	CC GEOM A EDGL	2
6	N	SYLMAR ACAD BH/E MAG	CC GEOM TUT LAB A	3

***Count of Sufficiency means:** Each class (elementary schools) or section (secondary schools) has verified sufficiency per subject matter.

Board District	Region	School Name	Class/Section Name	*Count of Number of classes/sections verifying sufficiency
6	N	SYLMAR ACAD BH/E MAG	CHEMISTRY:EARTH SYS A	5
6	N	SYLMAR ACAD BH/E MAG	ENGLISH 10A	2
6	N	SYLMAR ACAD BH/E MAG	ENGLISH 9A	1
6	N	SYLMAR ACAD BH/E MAG	ERW A EDGL	1
6	N	SYLMAR ACAD BH/E MAG	ERWC A	1
6	N	SYLMAR ACAD BH/E MAG	H PRECALC A	1
6	N	SYLMAR ACAD BH/E MAG	H PRN ENGINEER A	1
6	N	SYLMAR ACAD BH/E MAG	INT DATA SCI A	1
6	N	SYLMAR ACAD BH/E MAG	L & L EL SH A	3
6	N	SYLMAR ACAD BH/E MAG	PHYSICS:THE UNIVERSE A	1
6	N	SYLMAR ACAD BH/E MAG	PHYSIOLOGY A	1
6	N	SYLMAR ACAD BH/E MAG	PRIN AM DEM EDGL	1
6	N	SYLMAR ACAD BH/E MAG	PRIN AM DEMOCR	2
6	N	SYLMAR ACAD BH/E MAG	SPAN SP 1A	1
6	N	SYLMAR ACAD BH/E MAG	SPAN SP 2A	1
6	N	SYLMAR ACAD BH/E MAG	US HIST 20TH A	1
6	N	SYLMAR ACAD BH/E MAG	US HIST A EDGL	1
6	N	SYLMAR ACAD BH/E MAG	US HIST B EDGL	1
6	N	SYLMAR ACAD BH/E MAG	WHG: MOD WLD A	2
6	N	SYLMAR ACAD BH/E MAG	WORLD LIT	1
6	N	SYLMAR CHS	ACADEMIC ELD 3A	1
6	N	SYLMAR CHS	ACADEMIC ELD 4A	1
6	N	SYLMAR CHS	ADV COMP	6
6	N	SYLMAR CHS	ADV ELD SH 2A	1
6	N	SYLMAR CHS	ADV ELD SH A	1
6	N	SYLMAR CHS	AM LIT COMP	11
6	N	SYLMAR CHS	AP CALCULUS A	2

***Count of Sufficiency means:** Each class (elementary schools) or section (secondary schools) has verified sufficiency per subject matter.

Board District	Region	School Name	Class/Section Name	*Count of Number of classes/sections verifying sufficiency
6	N	SYLMAR CHS	AP CALCULUS B	1
6	N	SYLMAR CHS	AP CHEMISTRY A	1
6	N	SYLMAR CHS	AP ENG LANG A	2
6	N	SYLMAR CHS	AP ENG LIT A	2
6	N	SYLMAR CHS	AP ENV SCI A	1
6	N	SYLMAR CHS	AP GOVT & POL	2
6	N	SYLMAR CHS	AP HUMAN GEO A	1
6	N	SYLMAR CHS	AP PHYSICS 1A	1
6	N	SYLMAR CHS	AP PRE-CALC A	1
6	N	SYLMAR CHS	AP PSYCHOLOG A	1
6	N	SYLMAR CHS	AP SPAN LIT A	1
6	N	SYLMAR CHS	AP SPAN LNG A	2
6	N	SYLMAR CHS	AP US HIST A	2
6	N	SYLMAR CHS	AP WLD HIST A	3
6	N	SYLMAR CHS	ASTRONOMY A	1
6	N	SYLMAR CHS	BIOLOGY:LIVING EARTH A	13
6	N	SYLMAR CHS	CC ALG 1 TUT LAB A	2
6	N	SYLMAR CHS	CC ALG 2 TUT LAB A	1
6	N	SYLMAR CHS	CC ALGEBRA 1	13
6	N	SYLMAR CHS	CC ALGEBRA 2A	10
6	N	SYLMAR CHS	CC GEOM TUT LAB A	2
6	N	SYLMAR CHS	CC GEOMETRY A	12
6	N	SYLMAR CHS	CHEMISTRY:EARTH SYS A	7
6	N	SYLMAR CHS	CONS MATH A	1
6	N	SYLMAR CHS	CONSTITN LAW A	1
6	N	SYLMAR CHS	DEV ELS SH A	1
6	N	SYLMAR CHS	DEV MATH SH A	2

***Count of Sufficiency means:** Each class (elementary schools) or section (secondary schools) has verified sufficiency per subject matter.

Board District	Region	School Name	Class/Section Name	*Count of Number of classes/sections verifying sufficiency
6	N	SYLMAR CHS	ELD 1A	2
6	N	SYLMAR CHS	ELD 1B	2
6	N	SYLMAR CHS	ELD 2A	2
6	N	SYLMAR CHS	ENGLISH 10A	12
6	N	SYLMAR CHS	ENGLISH 10B	1
6	N	SYLMAR CHS	ENGLISH 9A	12
6	N	SYLMAR CHS	ENV STU A	4
6	N	SYLMAR CHS	ERWC A	2
6	N	SYLMAR CHS	FOUND OF FOODS & NUTR A	4
6	N	SYLMAR CHS	FRENCH 1A	3
6	N	SYLMAR CHS	FRENCH 2A	1
6	N	SYLMAR CHS	GENETICS	2
6	N	SYLMAR CHS	H ADV COMP	3
6	N	SYLMAR CHS	H AM LIT COMP	4
6	N	SYLMAR CHS	H BIOLOGY:LIVING EARTH A	6
6	N	SYLMAR CHS	H CC ALGEBRA 1	4
6	N	SYLMAR CHS	H CC ALGEBRA 2A	5
6	N	SYLMAR CHS	H CC GEOMETRY A	6
6	N	SYLMAR CHS	H CHEMISTRY:EARTH SYS A	5
6	N	SYLMAR CHS	H ENGLISH 10A	7
6	N	SYLMAR CHS	H ENGLISH 9A	6
6	N	SYLMAR CHS	H FRENCH 2A	1
6	N	SYLMAR CHS	H MARINE BIO A	1
6	N	SYLMAR CHS	H PHYSICS:THE UNIVERSE A	4
6	N	SYLMAR CHS	H PHYSIOLOGY A	1
6	N	SYLMAR CHS	H PRECALC A	5
6	N	SYLMAR CHS	H PRIN AM DEMOCR	3

***Count of Sufficiency means:** Each class (elementary schools) or section (secondary schools) has verified sufficiency per subject matter.

Board District	Region	School Name	Class/Section Name	*Count of Number of classes/sections verifying sufficiency
6	N	SYLMAR CHS	H SPAN SP 1A	2
6	N	SYLMAR CHS	H SPAN SP 2A	2
6	N	SYLMAR CHS	H SPANISH 1A	3
6	N	SYLMAR CHS	H SPANISH 2A	3
6	N	SYLMAR CHS	H SPANISH 3A	2
6	N	SYLMAR CHS	H US HIST 20TH A	5
6	N	SYLMAR CHS	H WHG: MOD WLD A	3
6	N	SYLMAR CHS	HEALTH SH	8
6	N	SYLMAR CHS	INT DATA SCI A	2
6	N	SYLMAR CHS	INTERACTIONS A	2
6	N	SYLMAR CHS	INTRO TO ETHNIC STUDIES	7
6	N	SYLMAR CHS	L & L EL SH 2A	2
6	N	SYLMAR CHS	L & L EL SH A	3
6	N	SYLMAR CHS	PHYS GEOLOGY A	3
6	N	SYLMAR CHS	PHYSICS:THE UNIVERSE A	1
6	N	SYLMAR CHS	PHYSIOLOGY A	1
6	N	SYLMAR CHS	PRIN AM DEMOCR	7
6	N	SYLMAR CHS	SPAN SP 1A	2
6	N	SYLMAR CHS	SPAN SP 2A	1
6	N	SYLMAR CHS	SPANISH 1A	4
6	N	SYLMAR CHS	SPANISH 2A	3
6	N	SYLMAR CHS	US HIST 20TH A	10
6	N	SYLMAR CHS	WHG: MOD WLD A	12
6	N	SYLMAR EL	Health	28
6	N	SYLMAR EL	History/Social Science	28
6	N	SYLMAR EL	Mathematics	28
6	N	SYLMAR EL	Reading/English Language Arts	28

***Count of Sufficiency means:** Each class (elementary schools) or section (secondary schools) has verified sufficiency per subject matter.

Board District	Region	School Name	Class/Section Name	*Count of Number of classes/sections verifying sufficiency
6	N	SYLMAR EL	Science	28
6	N	SYLMAR LDSHP ACAD	CC MATH 6A	1
6	N	SYLMAR LDSHP ACAD	CC MATH 7A	4
6	N	SYLMAR LDSHP ACAD	CC MATH 8A	4
6	N	SYLMAR LDSHP ACAD	DEV READ MS A	2
6	N	SYLMAR LDSHP ACAD	ENGLISH 6A	3
6	N	SYLMAR LDSHP ACAD	ENGLISH 7A	3
6	N	SYLMAR LDSHP ACAD	ENGLISH 8A	3
6	N	SYLMAR LDSHP ACAD	H ENGLISH 6A	1
6	N	SYLMAR LDSHP ACAD	H ENGLISH 7A	1
6	N	SYLMAR LDSHP ACAD	H ENGLISH 8A	1
6	N	SYLMAR LDSHP ACAD	H INTEG SCIENCE 7	1
6	N	SYLMAR LDSHP ACAD	H INTEG SCIENCE 8A	1
6	N	SYLMAR LDSHP ACAD	H US HIST G&C A	1
6	N	SYLMAR LDSHP ACAD	H WHG: ANC CIV A	1
6	N	SYLMAR LDSHP ACAD	H WHG: MED/MOD A	1
6	N	SYLMAR LDSHP ACAD	Health	31
6	N	SYLMAR LDSHP ACAD	History/Social Science	31
6	N	SYLMAR LDSHP ACAD	INTEG SCIENCE 7	3
6	N	SYLMAR LDSHP ACAD	INTEGR SCIENCE 6A	3
6	N	SYLMAR LDSHP ACAD	INTEGR SCIENCE 8A	4
6	N	SYLMAR LDSHP ACAD	L & L EL MS 1A	2
6	N	SYLMAR LDSHP ACAD	L & L EL MS 2A	1
6	N	SYLMAR LDSHP ACAD	Mathematics	31
6	N	SYLMAR LDSHP ACAD	Reading/English Language Arts	31
6	N	SYLMAR LDSHP ACAD	Science	31
6	N	SYLMAR LDSHP ACAD	US HIST G&C A	3

***Count of Sufficiency means:** Each class (elementary schools) or section (secondary schools) has verified sufficiency per subject matter.

Board District	Region	School Name	Class/Section Name	*Count of Number of classes/sections verifying sufficiency
6	N	SYLMAR LDSHP ACAD	WHG: ANC CIV A	3
6	N	SYLMAR LDSHP ACAD	WHG: MED/MOD A	3
6	N	TELFAIR AVE EL	Health	22
6	N	TELFAIR AVE EL	History/Social Science	22
6	N	TELFAIR AVE EL	Mathematics	22
6	N	TELFAIR AVE EL	Reading/English Language Arts	22
6	N	TELFAIR AVE EL	Science	22
6	N	TELFAIR AVE EL DTS	Health	13
6	N	TELFAIR AVE EL DTS	History/Social Science	13
6	N	TELFAIR AVE EL DTS	Mathematics	13
6	N	TELFAIR AVE EL DTS	Reading/English Language Arts	13
6	N	TELFAIR AVE EL DTS	Science	13
6	N	TOLUCA LAKE EL	Health	29
6	N	TOLUCA LAKE EL	History/Social Science	29
6	N	TOLUCA LAKE EL	Mathematics	29
6	N	TOLUCA LAKE EL	Reading/English Language Arts	29
6	N	TOLUCA LAKE EL	Science	29
6	N	VA INTSTUDIES WLD LG	AM LIT COMP	11
6	N	VA INTSTUDIES WLD LG	AM SIGN LNG 1A	9
6	N	VA INTSTUDIES WLD LG	AP ART HIS A	2
6	N	VA INTSTUDIES WLD LG	AP BIO A	3
6	N	VA INTSTUDIES WLD LG	AP CALC A EDGL	3
6	N	VA INTSTUDIES WLD LG	AP CALCULUS A	1
6	N	VA INTSTUDIES WLD LG	AP ENG LANG A	1
6	N	VA INTSTUDIES WLD LG	AP ENG LIT A	2
6	N	VA INTSTUDIES WLD LG	AP ENV SCI A	3
6	N	VA INTSTUDIES WLD LG	AP GOVT & POL	1

***Count of Sufficiency means:** Each class (elementary schools) or section (secondary schools) has verified sufficiency per subject matter.

Board District	Region	School Name	Class/Section Name	*Count of Number of classes/sections verifying sufficiency
6	N	VA INTSTUDIES WLD LG	AP PSYCHOLOG A	1
6	N	VA INTSTUDIES WLD LG	AP US HIST A	1
6	N	VA INTSTUDIES WLD LG	BIOLOGY:LIVING EARTH A	11
6	N	VA INTSTUDIES WLD LG	CC ALGEBRA 1	6
6	N	VA INTSTUDIES WLD LG	CC ALGEBRA 2A	11
6	N	VA INTSTUDIES WLD LG	CC GEOMETRY A	10
6	N	VA INTSTUDIES WLD LG	CC MATH 6A	4
6	N	VA INTSTUDIES WLD LG	CC MATH 7A	4
6	N	VA INTSTUDIES WLD LG	CC MATH 8A	4
6	N	VA INTSTUDIES WLD LG	CHEMISTRY:EARTH SYS A	13
6	N	VA INTSTUDIES WLD LG	CONS MATH A	2
6	N	VA INTSTUDIES WLD LG	ECONOMICS	1
6	N	VA INTSTUDIES WLD LG	ELD 10A	2
6	N	VA INTSTUDIES WLD LG	ELD 11A	2
6	N	VA INTSTUDIES WLD LG	ELD 12A	4
6	N	VA INTSTUDIES WLD LG	ELD 6A	1
6	N	VA INTSTUDIES WLD LG	ELD 7A	2
6	N	VA INTSTUDIES WLD LG	ELD 8A	2
6	N	VA INTSTUDIES WLD LG	ELD 9A	2
6	N	VA INTSTUDIES WLD LG	ENGLISH 10A	11
6	N	VA INTSTUDIES WLD LG	ENGLISH 6A	4
6	N	VA INTSTUDIES WLD LG	ENGLISH 7A	4
6	N	VA INTSTUDIES WLD LG	ENGLISH 8A	4
6	N	VA INTSTUDIES WLD LG	ENGLISH 9A	7
6	N	VA INTSTUDIES WLD LG	ERWC A	5
6	N	VA INTSTUDIES WLD LG	FRENCH 1A	6
6	N	VA INTSTUDIES WLD LG	FRENCH 2A	2

***Count of Sufficiency means:** Each class (elementary schools) or section (secondary schools) has verified sufficiency per subject matter.

Board District	Region	School Name	Class/Section Name	*Count of Number of classes/sections verifying sufficiency
6	N	VA INTSTUDIES WLD LG	FRENCH 3A	1
6	N	VA INTSTUDIES WLD LG	H ACC CC MATH 7A	1
6	N	VA INTSTUDIES WLD LG	H AM LIT COMP	1
6	N	VA INTSTUDIES WLD LG	H ART HIST AN A	2
6	N	VA INTSTUDIES WLD LG	H BIOLOGY:LIVING EARTH A	1
6	N	VA INTSTUDIES WLD LG	H CC ALGEBRA 1	1
6	N	VA INTSTUDIES WLD LG	H CHEMISTRY:EARTH SYS A	1
6	N	VA INTSTUDIES WLD LG	H ENGLISH 6A	1
6	N	VA INTSTUDIES WLD LG	H ENGLISH 8A	1
6	N	VA INTSTUDIES WLD LG	H ENGLISH 9A	1
6	N	VA INTSTUDIES WLD LG	H HGH ACC CC MATH 8/ALG1A	1
6	N	VA INTSTUDIES WLD LG	H INTEG SCIENCE 7	1
6	N	VA INTSTUDIES WLD LG	H INTEG SCIENCE 8A	1
6	N	VA INTSTUDIES WLD LG	H INTEGR SCIENCE 6A	1
6	N	VA INTSTUDIES WLD LG	H PHYSIOLOGY A	1
6	N	VA INTSTUDIES WLD LG	H PRIN AM DEMOCR	1
6	N	VA INTSTUDIES WLD LG	H US HIST 20TH A	1
6	N	VA INTSTUDIES WLD LG	H US HIST G&C A	1
6	N	VA INTSTUDIES WLD LG	H WHG: MED/MOD A	1
6	N	VA INTSTUDIES WLD LG	H WHG: MOD WLD A	1
6	N	VA INTSTUDIES WLD LG	Health	20
6	N	VA INTSTUDIES WLD LG	HEALTH SH	14
6	N	VA INTSTUDIES WLD LG	History/Social Science	20
6	N	VA INTSTUDIES WLD LG	INTEG SCIENCE 7	4
6	N	VA INTSTUDIES WLD LG	INTEGR SCIENCE 6A	4
6	N	VA INTSTUDIES WLD LG	INTEGR SCIENCE 8A	4
6	N	VA INTSTUDIES WLD LG	INTRO PSYCH	6

***Count of Sufficiency means:** Each class (elementary schools) or section (secondary schools) has verified sufficiency per subject matter.

Board District	Region	School Name	Class/Section Name	*Count of Number of classes/sections verifying sufficiency
6	N	VA INTSTUDIES WLD LG	JOURNALISM 1A	3
6	N	VA INTSTUDIES WLD LG	MAND 1A	6
6	N	VA INTSTUDIES WLD LG	MARINE SCI A	2
6	N	VA INTSTUDIES WLD LG	Mathematics	20
6	N	VA INTSTUDIES WLD LG	PHYSICS:THE UNIVERSE A	5
6	N	VA INTSTUDIES WLD LG	PHYSIOLOGY A	9
6	N	VA INTSTUDIES WLD LG	PRECALC A	4
6	N	VA INTSTUDIES WLD LG	PRIN AM DEMOCR	5
6	N	VA INTSTUDIES WLD LG	Reading/English Language Arts	20
6	N	VA INTSTUDIES WLD LG	Science	20
6	N	VA INTSTUDIES WLD LG	SPANISH 1A	10
6	N	VA INTSTUDIES WLD LG	SPANISH 2A	12
6	N	VA INTSTUDIES WLD LG	SPANISH 2B	1
6	N	VA INTSTUDIES WLD LG	SPANISH 3A	9
6	N	VA INTSTUDIES WLD LG	SPANISH 4A	1
6	N	VA INTSTUDIES WLD LG	STAT & PROB A	6
6	N	VA INTSTUDIES WLD LG	US HIST 20TH A	10
6	N	VA INTSTUDIES WLD LG	US HIST G&C A	4
6	N	VA INTSTUDIES WLD LG	WHG: ANC CIV A	4
6	N	VA INTSTUDIES WLD LG	WHG: MED/MOD A	4
6	N	VA INTSTUDIES WLD LG	WHG: MOD WLD A	10
6	N	VA INTSTUDIES WLD LG	WLD OF MUSIC	1
6	N	VALERIO ST EL	Health	29
6	N	VALERIO ST EL	History/Social Science	29
6	N	VALERIO ST EL	Mathematics	29
6	N	VALERIO ST EL	Reading/English Language Arts	29
6	N	VALERIO ST EL	Science	29

***Count of Sufficiency means:** Each class (elementary schools) or section (secondary schools) has verified sufficiency per subject matter.

Board District	Region	School Name	Class/Section Name	*Count of Number of classes/sections verifying sufficiency
6	N	VALERIO ST EL DTS	Health	3
6	N	VALERIO ST EL DTS	History/Social Science	3
6	N	VALERIO ST EL DTS	Mathematics	3
6	N	VALERIO ST EL DTS	Reading/English Language Arts	3
6	N	VALERIO ST EL DTS	Science	3
6	N	VENA AVE EL	Health	20
6	N	VENA AVE EL	History/Social Science	20
6	N	VENA AVE EL	Mathematics	20
6	N	VENA AVE EL	Reading/English Language Arts	20
6	N	VENA AVE EL	Science	20
6	N	VENA EL GIFTED MAG	Health	6
6	N	VENA EL GIFTED MAG	History/Social Science	6
6	N	VENA EL GIFTED MAG	Mathematics	6
6	N	VENA EL GIFTED MAG	Reading/English Language Arts	6
6	N	VENA EL GIFTED MAG	Science	6
6	N	VERDGO HLS SH	ACADEMIC ELD 3A	1
6	N	VERDGO HLS SH	ACADEMIC ELD 4A	1
6	N	VERDGO HLS SH	ADV COMP	1
6	N	VERDGO HLS SH	AM LIT COMP	3
6	N	VERDGO HLS SH	AP ART HIS A	1
6	N	VERDGO HLS SH	AP CALCULUS A	2
6	N	VERDGO HLS SH	AP ENG LANG A	4
6	N	VERDGO HLS SH	AP ENG LIT A	2
6	N	VERDGO HLS SH	AP EUR HIS A	2
6	N	VERDGO HLS SH	AP GOVT & POL	3
6	N	VERDGO HLS SH	AP HUMAN GEO A	2
6	N	VERDGO HLS SH	AP RESEARCH A	2

***Count of Sufficiency means:** Each class (elementary schools) or section (secondary schools) has verified sufficiency per subject matter.

Board District	Region	School Name	Class/Section Name	*Count of Number of classes/sections verifying sufficiency
6	N	VERDGO HLS SH	AP SEMINAR A	2
6	N	VERDGO HLS SH	AP ST ART 2D A	2
6	N	VERDGO HLS SH	AP ST ART 3D A	1
6	N	VERDGO HLS SH	AP US HIST A	4
6	N	VERDGO HLS SH	AP WLD HIST A	2
6	N	VERDGO HLS SH	BIOLOGY:LIVING EARTH A	5
6	N	VERDGO HLS SH	CALIF HIST	1
6	N	VERDGO HLS SH	CC ALG 1 TUT LAB A	2
6	N	VERDGO HLS SH	CC ALGEBRA 1	3
6	N	VERDGO HLS SH	CC ALGEBRA 2A	5
6	N	VERDGO HLS SH	CC GEOM TUT LAB A	2
6	N	VERDGO HLS SH	CC GEOMETRY A	13
6	N	VERDGO HLS SH	CHEMISTRY:EARTH SYS A	2
6	N	VERDGO HLS SH	DEV READ HS A	3
6	N	VERDGO HLS SH	ELD 1A	1
6	N	VERDGO HLS SH	ELD 2A	1
6	N	VERDGO HLS SH	ENGLISH 10A	3
6	N	VERDGO HLS SH	ENGLISH 9A	3
6	N	VERDGO HLS SH	FRENCH 1A	2
6	N	VERDGO HLS SH	FRENCH 2A	1
6	N	VERDGO HLS SH	H ADV BIO A	1
6	N	VERDGO HLS SH	H ADV COMP	6
6	N	VERDGO HLS SH	H AM LIT COMP	3
6	N	VERDGO HLS SH	H BIOLOGY:LIVING EARTH A	2
6	N	VERDGO HLS SH	H CHEMISTRY:EARTH SYS A	1
6	N	VERDGO HLS SH	H ENGLISH 10A	5
6	N	VERDGO HLS SH	H ENGLISH 9A	6

***Count of Sufficiency means:** Each class (elementary schools) or section (secondary schools) has verified sufficiency per subject matter.

Board District	Region	School Name	Class/Section Name	*Count of Number of classes/sections verifying sufficiency
6	N	VERDGO HLS SH	H FRENCH 1A	2
6	N	VERDGO HLS SH	H FRENCH 2A	1
6	N	VERDGO HLS SH	H INTRO FORENSIC SCI A	1
6	N	VERDGO HLS SH	H PHYSICS:THE UNIVERSE A	3
6	N	VERDGO HLS SH	H PRECALC A	1
6	N	VERDGO HLS SH	H PRIN AM DEMOCR	4
6	N	VERDGO HLS SH	H SPANISH 1A	1
6	N	VERDGO HLS SH	H SPANISH 2A	1
6	N	VERDGO HLS SH	H US HIST 20TH A	3
6	N	VERDGO HLS SH	H WHG: MOD WLD A	3
6	N	VERDGO HLS SH	HEALTH SH	3
6	N	VERDGO HLS SH	INTERACTIONS A	1
6	N	VERDGO HLS SH	INTRO PSYCH	2
6	N	VERDGO HLS SH	INTRO TO ETHNIC STUDIES	2
6	N	VERDGO HLS SH	JOURNALISM 1A	1
6	N	VERDGO HLS SH	JOURNALISM 2A	1
6	N	VERDGO HLS SH	JOURNALISM 3A	1
6	N	VERDGO HLS SH	MESA INTRO ENGIN A	1
6	N	VERDGO HLS SH	PR PHYSICS A	1
6	N	VERDGO HLS SH	PRECALC A	1
6	N	VERDGO HLS SH	PRIN AM DEMOCR	1
6	N	VERDGO HLS SH	SPAN SP 1A	2
6	N	VERDGO HLS SH	SPAN SP 2A	1
6	N	VERDGO HLS SH	SPANISH 1A	4
6	N	VERDGO HLS SH	SPANISH 2A	2
6	N	VERDGO HLS SH	SPANISH 3A	1
6	N	VERDGO HLS SH	SPANISH 4A	1

***Count of Sufficiency means:** Each class (elementary schools) or section (secondary schools) has verified sufficiency per subject matter.

Board District	Region	School Name	Class/Section Name	*Count of Number of classes/sections verifying sufficiency
6	N	VERDGO HLS SH	STAT & PROB A	1
6	N	VERDGO HLS SH	US HIST 20TH A	2
6	N	VERDGO HLS SH	WHG: MOD WLD A	2
6	N	VICTORY BLVD EL	Health	22
6	N	VICTORY BLVD EL	History/Social Science	22
6	N	VICTORY BLVD EL	Mathematics	22
6	N	VICTORY BLVD EL	Reading/English Language Arts	22
6	N	VICTORY BLVD EL	Science	22
6	N	VICTORY EL STEAM MAG	Health	6
6	N	VICTORY EL STEAM MAG	History/Social Science	6
6	N	VICTORY EL STEAM MAG	Mathematics	6
6	N	VICTORY EL STEAM MAG	Reading/English Language Arts	6
6	N	VICTORY EL STEAM MAG	Science	6
6	N	VINEDALE COLLEGE PRP	CC MATH 6A	1
6	N	VINEDALE COLLEGE PRP	CC MATH 7 TUT LAB A	1
6	N	VINEDALE COLLEGE PRP	CC MATH 7A	1
6	N	VINEDALE COLLEGE PRP	CC MATH 8A	1
6	N	VINEDALE COLLEGE PRP	ENGLISH 6A	1
6	N	VINEDALE COLLEGE PRP	ENGLISH 7A	1
6	N	VINEDALE COLLEGE PRP	ENGLISH 8A	1
6	N	VINEDALE COLLEGE PRP	Health	10
6	N	VINEDALE COLLEGE PRP	History/Social Science	10
6	N	VINEDALE COLLEGE PRP	INTEGR SCIENCE 6A	1
6	N	VINEDALE COLLEGE PRP	L & L EL MS 1A	1
6	N	VINEDALE COLLEGE PRP	Mathematics	10
6	N	VINEDALE COLLEGE PRP	Reading/English Language Arts	10
6	N	VINEDALE COLLEGE PRP	Science	10

***Count of Sufficiency means:** Each class (elementary schools) or section (secondary schools) has verified sufficiency per subject matter.

Board District	Region	School Name	Class/Section Name	*Count of Number of classes/sections verifying sufficiency
6	N	VINEDALE COLLEGE PRP	US HIST G&C A	1
6	N	VINEDALE COLLEGE PRP	WHG: ANC CIV A	1
6	N	VINEDALE COLLEGE PRP	WHG: MED/MOD A	1
6	N	VISTA DEL VALLE ACAD	Health	2
6	N	VISTA DEL VALLE ACAD	History/Social Science	2
6	N	VISTA DEL VALLE ACAD	Mathematics	2
6	N	VISTA DEL VALLE ACAD	Reading/English Language Arts	2
6	N	VISTA DEL VALLE ACAD	Science	2
6	N	VISTA DEL VALLE DTS	Health	17
6	N	VISTA DEL VALLE DTS	History/Social Science	17
6	N	VISTA DEL VALLE DTS	Mathematics	17
6	N	VISTA DEL VALLE DTS	Reading/English Language Arts	17
6	N	VISTA DEL VALLE DTS	Science	17
6	N	VISTA MS	ACAD LIT MS 6A	10
6	N	VISTA MS	ACAD LIT MS 7A	11
6	N	VISTA MS	ACAD LIT MS 8A	10
6	N	VISTA MS	CC GEOMETRY A	1
6	N	VISTA MS	CC MATH 6 TUT LAB A	18
6	N	VISTA MS	CC MATH 6A	16
6	N	VISTA MS	CC MATH 7 TUT LAB A	17
6	N	VISTA MS	CC MATH 7A	14
6	N	VISTA MS	CC MATH 8 TUT LAB A	19
6	N	VISTA MS	CC MATH 8A	16
6	N	VISTA MS	DEV ELS MS A	1
6	N	VISTA MS	DEV READ MS A	1
6	N	VISTA MS	ELD 6A	4
6	N	VISTA MS	ELD 7A	3

***Count of Sufficiency means:** Each class (elementary schools) or section (secondary schools) has verified sufficiency per subject matter.

Board District	Region	School Name	Class/Section Name	*Count of Number of classes/sections verifying sufficiency
6	N	VISTA MS	ELD 8A	3
6	N	VISTA MS	ENGLISH 6A	16
6	N	VISTA MS	ENGLISH 7A	16
6	N	VISTA MS	ENGLISH 8A	16
6	N	VISTA MS	EXPLORATN SCI	7
6	N	VISTA MS	H ACC CC ALG 1A	2
6	N	VISTA MS	H ACC CC MATH 7A	2
6	N	VISTA MS	H ENGLISH 6A	3
6	N	VISTA MS	H ENGLISH 7A	2
6	N	VISTA MS	H ENGLISH 8A	2
6	N	VISTA MS	H HGH ACC CC MATH 6/7A	2
6	N	VISTA MS	H HGH ACC CC MATH 8/ALG1A	1
6	N	VISTA MS	H INTEG SCIENCE 7	1
6	N	VISTA MS	H INTEG SCIENCE 8A	3
6	N	VISTA MS	H INTEGR SCIENCE 6A	2
6	N	VISTA MS	H US HIST G&C A	1
6	N	VISTA MS	H WHG: ANC CIV A	3
6	N	VISTA MS	H WHG: MED/MOD A	1
6	N	VISTA MS	HEALTH JH	12
6	N	VISTA MS	INTEG SCIENCE 7	8
6	N	VISTA MS	INTEGR SCIENCE 6A	16
6	N	VISTA MS	INTEGR SCIENCE 8A	19
6	N	VISTA MS	INTRO SPANISH	3
6	N	VISTA MS	LAW YOUTH	1
6	N	VISTA MS	LIT SUCCESS 1A	5
6	N	VISTA MS	LIT SUCCESS 2A	7
6	N	VISTA MS	MS INT NEW ELD A	6

***Count of Sufficiency means:** Each class (elementary schools) or section (secondary schools) has verified sufficiency per subject matter.

Board District	Region	School Name	Class/Section Name	*Count of Number of classes/sections verifying sufficiency
6	N	VISTA MS	SPANISH 1A	2
6	N	VISTA MS	SPANISH 2A	1
6	N	VISTA MS	US HIST G&C A	17
6	N	VISTA MS	WHG: ANC CIV A	16
6	N	VISTA MS	WHG: MED/MOD A	16
6	N	VISTA MS	WIND PERC MS A	2
6	N	VOCES MAG	ACADEMIC ELD 3A	1
6	N	VOCES MAG	ACADEMIC ELD 4A	1
6	N	VOCES MAG	ADV ELD MS 1A	1
6	N	VOCES MAG	ADV ELD MS 2A	1
6	N	VOCES MAG	ADV ELD SH 2A	2
6	N	VOCES MAG	ADV ELD SH A	1
6	N	VOCES MAG	AM LIT COMP	1
6	N	VOCES MAG	AP BIO A	1
6	N	VOCES MAG	AP CHEMISTRY A	1
6	N	VOCES MAG	AP ENG LANG A	1
6	N	VOCES MAG	AP ENG LIT A	1
6	N	VOCES MAG	AP GOVT & POL	1
6	N	VOCES MAG	AP SPAN LNG A	1
6	N	VOCES MAG	AP STATISTICS A	1
6	N	VOCES MAG	AP US HIST A	1
6	N	VOCES MAG	BIOLOGY:LIVING EARTH A	1
6	N	VOCES MAG	CC ALGEBRA 1	2
6	N	VOCES MAG	CC ALGEBRA 2A	1
6	N	VOCES MAG	CC GEOMETRY A	1
6	N	VOCES MAG	CC MATH 6A	2
6	N	VOCES MAG	CC MATH 7A	1

***Count of Sufficiency means:** Each class (elementary schools) or section (secondary schools) has verified sufficiency per subject matter.

Board District	Region	School Name	Class/Section Name	*Count of Number of classes/sections verifying sufficiency
6	N	VOCES MAG	CC MATH 8A	1
6	N	VOCES MAG	CHEMISTRY:EARTH SYS A	1
6	N	VOCES MAG	ELD 1A	2
6	N	VOCES MAG	ELD 2A	2
6	N	VOCES MAG	ENGLISH 6A	2
6	N	VOCES MAG	ENGLISH 7A	1
6	N	VOCES MAG	ENGLISH 8A	1
6	N	VOCES MAG	ENGLISH 9A	1
6	N	VOCES MAG	ENV STU A	1
6	N	VOCES MAG	EXPOS COMP	1
6	N	VOCES MAG	FOUND OF FOODS & NUTR A	1
6	N	VOCES MAG	H ACC CC MATH 7A	1
6	N	VOCES MAG	H BIOLOGY:LIVING EARTH A	1
6	N	VOCES MAG	H CC ALGEBRA 2A	1
6	N	VOCES MAG	H CC GEOMETRY A	1
6	N	VOCES MAG	H ENGLISH 10A	1
6	N	VOCES MAG	H ENGLISH 6A	1
6	N	VOCES MAG	H ENGLISH 7A	1
6	N	VOCES MAG	H ENGLISH 8A	1
6	N	VOCES MAG	H ENGLISH 9A	1
6	N	VOCES MAG	H HGH ACC CC MATH 6/7A	1
6	N	VOCES MAG	H HGH ACC CC MATH 8/ALG1A	1
6	N	VOCES MAG	H INTEG SCIENCE 7	1
6	N	VOCES MAG	H INTEG SCIENCE 8A	1
6	N	VOCES MAG	H INTEGR SCIENCE 6A	1
6	N	VOCES MAG	H PRECALC A	1
6	N	VOCES MAG	H US HIST G&C A	1

***Count of Sufficiency means:** Each class (elementary schools) or section (secondary schools) has verified sufficiency per subject matter.

Board District	Region	School Name	Class/Section Name	*Count of Number of classes/sections verifying sufficiency
6	N	VOCES MAG	H WHG: ANC CIV A	1
6	N	VOCES MAG	H WHG: MED/MOD A	1
6	N	VOCES MAG	H WHG: MOD WLD A	1
6	N	VOCES MAG	HEALTH JH	1
6	N	VOCES MAG	INTEG SCIENCE 7	1
6	N	VOCES MAG	INTEGR SCIENCE 6A	2
6	N	VOCES MAG	INTEGR SCIENCE 8A	1
6	N	VOCES MAG	INTRO SPANISH	1
6	N	VOCES MAG	PRIN AM DEMOCR	1
6	N	VOCES MAG	SPAN SP 1A	1
6	N	VOCES MAG	SPAN SP 2A	2
6	N	VOCES MAG	US HIST 20TH A	1
6	N	VOCES MAG	US HIST G&C A	1
6	N	VOCES MAG	WHG: ANC CIV A	2
6	N	VOCES MAG	WHG: MED/MOD A	1
7	E	49TH ST EL	Health	28
7	E	49TH ST EL	History/Social Science	28
7	E	49TH ST EL	Mathematics	28
7	E	49TH ST EL	Reading/English Language Arts	28
7	E	49TH ST EL	Science	28
7	E	ANGELOU COMMUNITY SH	AM LIT COMP	8
7	E	ANGELOU COMMUNITY SH	AP BIO A	1
7	E	ANGELOU COMMUNITY SH	AP CALCULUS A	1
7	E	ANGELOU COMMUNITY SH	AP CHEMISTRY A	1
7	E	ANGELOU COMMUNITY SH	AP COMP SCI PRIN A	1
7	E	ANGELOU COMMUNITY SH	AP ENG LANG A	2
7	E	ANGELOU COMMUNITY SH	AP ENG LIT A	2

***Count of Sufficiency means:** Each class (elementary schools) or section (secondary schools) has verified sufficiency per subject matter.

Board District	Region	School Name	Class/Section Name	*Count of Number of classes/sections verifying sufficiency
7	E	ANGELOU COMMUNITY SH	AP ENV SCI A	1
7	E	ANGELOU COMMUNITY SH	AP GOVT & POL	1
7	E	ANGELOU COMMUNITY SH	AP SPAN LNG A	2
7	E	ANGELOU COMMUNITY SH	AP ST ART 2D A	2
7	E	ANGELOU COMMUNITY SH	AP ST ART DR A	2
7	E	ANGELOU COMMUNITY SH	AP STATISTICS A	1
7	E	ANGELOU COMMUNITY SH	AP US HIST A	1
7	E	ANGELOU COMMUNITY SH	AP WLD HIST A	1
7	E	ANGELOU COMMUNITY SH	BIOLOGY:LIVING EARTH A	12
7	E	ANGELOU COMMUNITY SH	CC ALGEBRA 1	10
7	E	ANGELOU COMMUNITY SH	CC ALGEBRA 2A	9
7	E	ANGELOU COMMUNITY SH	CC GEOMETRY A	10
7	E	ANGELOU COMMUNITY SH	CHEMISTRY:EARTH SYS A	9
7	E	ANGELOU COMMUNITY SH	CONS MATH A	2
7	E	ANGELOU COMMUNITY SH	CREAT WRIT	2
7	E	ANGELOU COMMUNITY SH	DEV ELS SH A	6
7	E	ANGELOU COMMUNITY SH	DEV READ HS A	7
7	E	ANGELOU COMMUNITY SH	ECONOMICS	1
7	E	ANGELOU COMMUNITY SH	ELD 10A	3
7	E	ANGELOU COMMUNITY SH	ELD 11A	4
7	E	ANGELOU COMMUNITY SH	ELD 12A	2
7	E	ANGELOU COMMUNITY SH	ELD 9A	3
7	E	ANGELOU COMMUNITY SH	ENGLISH 10A	11
7	E	ANGELOU COMMUNITY SH	ENGLISH 9A	12
7	E	ANGELOU COMMUNITY SH	EXPOS COMP	7
7	E	ANGELOU COMMUNITY SH	H ADV MATH A	1
7	E	ANGELOU COMMUNITY SH	H BIOLOGY:LIVING EARTH A	2

***Count of Sufficiency means:** Each class (elementary schools) or section (secondary schools) has verified sufficiency per subject matter.

Board District	Region	School Name	Class/Section Name	*Count of Number of classes/sections verifying sufficiency
7	E	ANGELOU COMMUNITY SH	H CC ALGEBRA 1	1
7	E	ANGELOU COMMUNITY SH	H CC ALGEBRA 2A	2
7	E	ANGELOU COMMUNITY SH	H CC GEOMETRY A	2
7	E	ANGELOU COMMUNITY SH	H ENGLISH 10A	3
7	E	ANGELOU COMMUNITY SH	H ENGLISH 9A	2
7	E	ANGELOU COMMUNITY SH	H INTR ENG DES A	1
7	E	ANGELOU COMMUNITY SH	H WHG: MOD WLD A	2
7	E	ANGELOU COMMUNITY SH	HEALTH SH	6
7	E	ANGELOU COMMUNITY SH	HS INT NEW ELD A	6
7	E	ANGELOU COMMUNITY SH	INTRO TO ETHNIC STUDIES	6
7	E	ANGELOU COMMUNITY SH	JOURNALISM 1A	3
7	E	ANGELOU COMMUNITY SH	JOURNALISM 2A	3
7	E	ANGELOU COMMUNITY SH	MATERIAL SCI ENGIN A	1
7	E	ANGELOU COMMUNITY SH	MEX AM STU	3
7	E	ANGELOU COMMUNITY SH	PHYSICS:THE UNIVERSE A	4
7	E	ANGELOU COMMUNITY SH	PHYSIOLOGY A	1
7	E	ANGELOU COMMUNITY SH	PRE-AP ALGEBRA 1 A	1
7	E	ANGELOU COMMUNITY SH	PRE-AP BIOLOGY A	1
7	E	ANGELOU COMMUNITY SH	PRE-AP CHEMISTRY A	1
7	E	ANGELOU COMMUNITY SH	PRE-AP ENGLISH 2 A	1
7	E	ANGELOU COMMUNITY SH	PRECALC A	3
7	E	ANGELOU COMMUNITY SH	PRIN AM DEMOCR	4
7	E	ANGELOU COMMUNITY SH	SPAN SP 1A	5
7	E	ANGELOU COMMUNITY SH	SPAN SP 2A	4
7	E	ANGELOU COMMUNITY SH	SPANISH 1A	6
7	E	ANGELOU COMMUNITY SH	SPANISH 2A	7
7	E	ANGELOU COMMUNITY SH	STAT & PROB A	1

***Count of Sufficiency means:** Each class (elementary schools) or section (secondary schools) has verified sufficiency per subject matter.

Board District	Region	School Name	Class/Section Name	*Count of Number of classes/sections verifying sufficiency
7	E	ANGELOU COMMUNITY SH	TC MATH STAT A	2
7	E	ANGELOU COMMUNITY SH	US HIST 20TH A	8
7	E	ANGELOU COMMUNITY SH	WHG: MOD WLD A	9
7	E	AURORA EL	Health	14
7	E	AURORA EL	History/Social Science	14
7	E	AURORA EL	Mathematics	14
7	E	AURORA EL	Reading/English Language Arts	14
7	E	AURORA EL	Science	14
7	E	AURORA EL DTS	Health	5
7	E	AURORA EL DTS	History/Social Science	5
7	E	AURORA EL DTS	Mathematics	5
7	E	AURORA EL DTS	Reading/English Language Arts	5
7	E	AURORA EL DTS	Science	5
7	E	ESTRELLA EL	Health	25
7	E	ESTRELLA EL	History/Social Science	25
7	E	ESTRELLA EL	Mathematics	25
7	E	ESTRELLA EL	Reading/English Language Arts	25
7	E	ESTRELLA EL	Science	25
7	E	FLORENCE AVE EL	Health	22
7	E	FLORENCE AVE EL	History/Social Science	22
7	E	FLORENCE AVE EL	Mathematics	22
7	E	FLORENCE AVE EL	Reading/English Language Arts	22
7	E	FLORENCE AVE EL	Science	22
7	E	FLORENCE AVE EL DTS	Health	17
7	E	FLORENCE AVE EL DTS	History/Social Science	17
7	E	FLORENCE AVE EL DTS	Mathematics	17
7	E	FLORENCE AVE EL DTS	Reading/English Language Arts	17

***Count of Sufficiency means:** Each class (elementary schools) or section (secondary schools) has verified sufficiency per subject matter.

Board District	Region	School Name	Class/Section Name	*Count of Number of classes/sections verifying sufficiency
7	E	FLORENCE AVE EL DTS	Science	17
7	E	LOS ANGELES ACAD MS	ACAD LIT MS 6A	7
7	E	LOS ANGELES ACAD MS	CC MATH 6 TUT LAB A	1
7	E	LOS ANGELES ACAD MS	CC MATH 6A	9
7	E	LOS ANGELES ACAD MS	CC MATH 7 TUT LAB A	3
7	E	LOS ANGELES ACAD MS	CC MATH 7A	11
7	E	LOS ANGELES ACAD MS	CC MATH 8 TUT LAB A	8
7	E	LOS ANGELES ACAD MS	CC MATH 8A	14
7	E	LOS ANGELES ACAD MS	CREAT WRT MS A	7
7	E	LOS ANGELES ACAD MS	DEV MATH MS A	2
7	E	LOS ANGELES ACAD MS	DEV READ MS A	5
7	E	LOS ANGELES ACAD MS	ELD 6A	4
7	E	LOS ANGELES ACAD MS	ELD 7A	3
7	E	LOS ANGELES ACAD MS	ELD 8A	3
7	E	LOS ANGELES ACAD MS	ENG ALT CUR 6A	1
7	E	LOS ANGELES ACAD MS	ENG ALT CUR 7A	1
7	E	LOS ANGELES ACAD MS	ENG ALT CUR 8A	1
7	E	LOS ANGELES ACAD MS	ENGLISH 6A	7
7	E	LOS ANGELES ACAD MS	ENGLISH 7A	12
7	E	LOS ANGELES ACAD MS	ENGLISH 8A	11
7	E	LOS ANGELES ACAD MS	ETHN STUDIES-IDTY&CMTY	6
7	E	LOS ANGELES ACAD MS	FLIGHT & SPACE	1
7	E	LOS ANGELES ACAD MS	H ACC CC ALG 1A	5
7	E	LOS ANGELES ACAD MS	H ACC CC MATH 7A	3
7	E	LOS ANGELES ACAD MS	H ENGLISH 6A	2
7	E	LOS ANGELES ACAD MS	H ENGLISH 7A	2
7	E	LOS ANGELES ACAD MS	H ENGLISH 8A	3

***Count of Sufficiency means:** Each class (elementary schools) or section (secondary schools) has verified sufficiency per subject matter.

Board District	Region	School Name	Class/Section Name	*Count of Number of classes/sections verifying sufficiency
7	E	LOS ANGELES ACAD MS	H HUMANIT MS A	2
7	E	LOS ANGELES ACAD MS	H INTEG SCIENCE 7	1
7	E	LOS ANGELES ACAD MS	H INTEG SCIENCE 8A	3
7	E	LOS ANGELES ACAD MS	H INTEGR SCIENCE 6A	2
7	E	LOS ANGELES ACAD MS	H US HIST G&C A	4
7	E	LOS ANGELES ACAD MS	H WHG: ANC CIV A	2
7	E	LOS ANGELES ACAD MS	H WHG: MED/MOD A	2
7	E	LOS ANGELES ACAD MS	HUMANIT MS A	5
7	E	LOS ANGELES ACAD MS	INTEG SCIENCE 7	7
7	E	LOS ANGELES ACAD MS	INTEGR SCIENCE 6A	7
7	E	LOS ANGELES ACAD MS	INTEGR SCIENCE 8A	11
7	E	LOS ANGELES ACAD MS	JOURNALS MS A	1
7	E	LOS ANGELES ACAD MS	LIT SUCCESS 1A	1
7	E	LOS ANGELES ACAD MS	MS INT NEW ELD A	2
7	E	LOS ANGELES ACAD MS	SCI/HLT AC 6A	1
7	E	LOS ANGELES ACAD MS	SCI/HLT AC 7	1
7	E	LOS ANGELES ACAD MS	SPANISH 1A	2
7	E	LOS ANGELES ACAD MS	US HIST G&C A	10
7	E	LOS ANGELES ACAD MS	WHG: ANC CIV A	7
7	E	LOS ANGELES ACAD MS	WHG: MED/MOD A	11
7	E	LOS ANGELES ACAD MS	WIND PERC MS A	1
7	E	MAIN ST EL	Health	32
7	E	MAIN ST EL	History/Social Science	32
7	E	MAIN ST EL	Mathematics	32
7	E	MAIN ST EL	Reading/English Language Arts	32
7	E	MAIN ST EL	Science	32
7	E	MAIN ST EL DTS	Health	12

***Count of Sufficiency means:** Each class (elementary schools) or section (secondary schools) has verified sufficiency per subject matter.

Board District	Region	School Name	Class/Section Name	*Count of Number of classes/sections verifying sufficiency
7	E	MAIN ST EL DTS	History/Social Science	12
7	E	MAIN ST EL DTS	Mathematics	12
7	E	MAIN ST EL DTS	Reading/English Language Arts	12
7	E	MAIN ST EL DTS	Science	12
7	S	107TH ST EL	Health	36
7	S	107TH ST EL	History/Social Science	36
7	S	107TH ST EL	Mathematics	36
7	S	107TH ST EL	Reading/English Language Arts	36
7	S	107TH ST EL	Science	36
7	S	107TH ST EL STEAM MAG	Health	6
7	S	107TH ST EL STEAM MAG	History/Social Science	6
7	S	107TH ST EL STEAM MAG	Mathematics	6
7	S	107TH ST EL STEAM MAG	Reading/English Language Arts	6
7	S	107TH ST EL STEAM MAG	Science	6
7	S	109TH ST EL	Health	24
7	S	109TH ST EL	History/Social Science	24
7	S	109TH ST EL	Mathematics	24
7	S	109TH ST EL	Reading/English Language Arts	24
7	S	109TH ST EL	Science	24
7	S	112TH ST EL	Health	22
7	S	112TH ST EL	History/Social Science	22
7	S	112TH ST EL	Mathematics	22
7	S	112TH ST EL	Reading/English Language Arts	22
7	S	112TH ST EL	Science	22
7	S	116TH ST EL	Health	28
7	S	116TH ST EL	History/Social Science	28
7	S	116TH ST EL	Mathematics	28

***Count of Sufficiency means:** Each class (elementary schools) or section (secondary schools) has verified sufficiency per subject matter.

Board District	Region	School Name	Class/Section Name	*Count of Number of classes/sections verifying sufficiency
7	S	116TH ST EL	Reading/English Language Arts	28
7	S	116TH ST EL	Science	28
7	S	116TH ST EL DTS	Health	6
7	S	116TH ST EL DTS	History/Social Science	6
7	S	116TH ST EL DTS	Mathematics	6
7	S	116TH ST EL DTS	Reading/English Language Arts	6
7	S	116TH ST EL DTS	Science	6
7	S	118TH ST EL	Health	23
7	S	118TH ST EL	History/Social Science	23
7	S	118TH ST EL	Mathematics	23
7	S	118TH ST EL	Reading/English Language Arts	23
7	S	118TH ST EL	Science	23
7	S	118TH ST EL DTS	Health	6
7	S	118TH ST EL DTS	History/Social Science	6
7	S	118TH ST EL DTS	Mathematics	6
7	S	118TH ST EL DTS	Reading/English Language Arts	6
7	S	118TH ST EL DTS	Science	6
7	S	122ND ST EL	Health	28
7	S	122ND ST EL	History/Social Science	28
7	S	122ND ST EL	Mathematics	28
7	S	122ND ST EL	Reading/English Language Arts	28
7	S	122ND ST EL	Science	28
7	S	122ND ST EL DTS	Health	6
7	S	122ND ST EL DTS	History/Social Science	6
7	S	122ND ST EL DTS	Mathematics	6
7	S	122ND ST EL DTS	Reading/English Language Arts	6
7	S	122ND ST EL DTS	Science	6

***Count of Sufficiency means:** Each class (elementary schools) or section (secondary schools) has verified sufficiency per subject matter.

Board District	Region	School Name	Class/Section Name	*Count of Number of classes/sections verifying sufficiency
7	S	135TH ST EL	Health	24
7	S	135TH ST EL	History/Social Science	24
7	S	135TH ST EL	Mathematics	24
7	S	135TH ST EL	Reading/English Language Arts	24
7	S	135TH ST EL	Science	24
7	S	135TH ST EL DTS	Health	7
7	S	135TH ST EL DTS	History/Social Science	7
7	S	135TH ST EL DTS	Mathematics	7
7	S	135TH ST EL DTS	Reading/English Language Arts	7
7	S	135TH ST EL DTS	Science	7
7	S	153RD ST EL	Health	27
7	S	153RD ST EL	History/Social Science	27
7	S	153RD ST EL	Mathematics	27
7	S	153RD ST EL	Reading/English Language Arts	27
7	S	153RD ST EL	Science	27
7	S	153RD ST EL DTS	Health	7
7	S	153RD ST EL DTS	History/Social Science	7
7	S	153RD ST EL DTS	Mathematics	7
7	S	153RD ST EL DTS	Reading/English Language Arts	7
7	S	153RD ST EL DTS	Science	7
7	S	156TH ST EL	Health	22
7	S	156TH ST EL	History/Social Science	22
7	S	156TH ST EL	Mathematics	22
7	S	156TH ST EL	Reading/English Language Arts	22
7	S	156TH ST EL	Science	22
7	S	15TH ST EL	Health	22
7	S	15TH ST EL	History/Social Science	22

***Count of Sufficiency means:** Each class (elementary schools) or section (secondary schools) has verified sufficiency per subject matter.

Board District	Region	School Name	Class/Section Name	*Count of Number of classes/sections verifying sufficiency
7	S	15TH ST EL	Mathematics	22
7	S	15TH ST EL	Reading/English Language Arts	22
7	S	15TH ST EL	Science	22
7	S	186TH ST EL	Health	34
7	S	186TH ST EL	History/Social Science	34
7	S	186TH ST EL	Mathematics	34
7	S	186TH ST EL	Reading/English Language Arts	34
7	S	186TH ST EL	Science	34
7	S	232ND PL EL	Health	24
7	S	232ND PL EL	History/Social Science	24
7	S	232ND PL EL	Mathematics	24
7	S	232ND PL EL	Reading/English Language Arts	24
7	S	232ND PL EL	Science	24
7	S	232ND PL STEMM MAG	Health	3
7	S	232ND PL STEMM MAG	History/Social Science	3
7	S	232ND PL STEMM MAG	Mathematics	3
7	S	232ND PL STEMM MAG	Reading/English Language Arts	3
7	S	232ND PL STEMM MAG	Science	3
7	S	66TH ST EL	Health	32
7	S	66TH ST EL	History/Social Science	32
7	S	66TH ST EL	Mathematics	32
7	S	66TH ST EL	Reading/English Language Arts	32
7	S	66TH ST EL	Science	32
7	S	75TH ST EL	Health	45
7	S	75TH ST EL	History/Social Science	45
7	S	75TH ST EL	Mathematics	45
7	S	75TH ST EL	Reading/English Language Arts	45

***Count of Sufficiency means:** Each class (elementary schools) or section (secondary schools) has verified sufficiency per subject matter.

Board District	Region	School Name	Class/Section Name	*Count of Number of classes/sections verifying sufficiency
7	S	75TH ST EL	Science	45
7	S	75TH ST EL DTS	Health	14
7	S	75TH ST EL DTS	History/Social Science	14
7	S	75TH ST EL DTS	Mathematics	14
7	S	75TH ST EL DTS	Reading/English Language Arts	14
7	S	75TH ST EL DTS	Science	14
7	S	7TH ST EL AI MAG	Health	21
7	S	7TH ST EL AI MAG	History/Social Science	21
7	S	7TH ST EL AI MAG	Mathematics	21
7	S	7TH ST EL AI MAG	Reading/English Language Arts	21
7	S	7TH ST EL AI MAG	Science	21
7	S	92ND ST EL	Health	39
7	S	92ND ST EL	History/Social Science	39
7	S	92ND ST EL	Mathematics	39
7	S	92ND ST EL	Reading/English Language Arts	39
7	S	92ND ST EL	Science	39
7	S	93RD ST EL	Health	31
7	S	93RD ST EL	History/Social Science	31
7	S	93RD ST EL	Mathematics	31
7	S	93RD ST EL	Reading/English Language Arts	31
7	S	93RD ST EL	Science	31
7	S	93RD ST EL DTS	Health	11
7	S	93RD ST EL DTS	History/Social Science	11
7	S	93RD ST EL DTS	Mathematics	11
7	S	93RD ST EL DTS	Reading/English Language Arts	11
7	S	93RD ST EL DTS	Science	11
7	S	93RD ST EL STEAM MAG	Health	9

***Count of Sufficiency means:** Each class (elementary schools) or section (secondary schools) has verified sufficiency per subject matter.

Board District	Region	School Name	Class/Section Name	*Count of Number of classes/sections verifying sufficiency
7	S	93RD ST EL STEAM MAG	History/Social Science	9
7	S	93RD ST EL STEAM MAG	Mathematics	9
7	S	93RD ST EL STEAM MAG	Reading/English Language Arts	9
7	S	93RD ST EL STEAM MAG	Science	9
7	S	96TH ST EL	Health	30
7	S	96TH ST EL	History/Social Science	30
7	S	96TH ST EL	Mathematics	30
7	S	96TH ST EL	Reading/English Language Arts	30
7	S	96TH ST EL	Science	30
7	S	96TH ST EL DTS	Health	6
7	S	96TH ST EL DTS	History/Social Science	6
7	S	96TH ST EL DTS	Mathematics	6
7	S	96TH ST EL DTS	Reading/English Language Arts	6
7	S	96TH ST EL DTS	Science	6
7	S	99TH ST EL	Health	36
7	S	99TH ST EL	History/Social Science	36
7	S	99TH ST EL	Mathematics	36
7	S	99TH ST EL	Reading/English Language Arts	36
7	S	99TH ST EL	Science	36
7	S	AMBLER AV GIFTED MAG	Health	5
7	S	AMBLER AV GIFTED MAG	History/Social Science	5
7	S	AMBLER AV GIFTED MAG	Mathematics	5
7	S	AMBLER AV GIFTED MAG	Reading/English Language Arts	5
7	S	AMBLER AV GIFTED MAG	Science	5
7	S	AMBLER AVE EL	Health	20
7	S	AMBLER AVE EL	History/Social Science	20
7	S	AMBLER AVE EL	Mathematics	20

***Count of Sufficiency means:** Each class (elementary schools) or section (secondary schools) has verified sufficiency per subject matter.

Board District	Region	School Name	Class/Section Name	*Count of Number of classes/sections verifying sufficiency
7	S	AMBLER AVE EL	Reading/English Language Arts	20
7	S	AMBLER AVE EL	Science	20
7	S	AMBLER AVE EL DTS	Health	6
7	S	AMBLER AVE EL DTS	History/Social Science	6
7	S	AMBLER AVE EL DTS	Mathematics	6
7	S	AMBLER AVE EL DTS	Reading/English Language Arts	6
7	S	AMBLER AVE EL DTS	Science	6
7	S	AMESTOY EL	Health	28
7	S	AMESTOY EL	History/Social Science	28
7	S	AMESTOY EL	Mathematics	28
7	S	AMESTOY EL	Reading/English Language Arts	28
7	S	AMESTOY EL	Science	28
7	S	AMESTOY EL DTJ	Health	3
7	S	AMESTOY EL DTJ	History/Social Science	3
7	S	AMESTOY EL DTJ	Mathematics	3
7	S	AMESTOY EL DTJ	Reading/English Language Arts	3
7	S	AMESTOY EL DTJ	Science	3
7	S	AMESTOY EL ML/MC MAG	Health	6
7	S	AMESTOY EL ML/MC MAG	History/Social Science	6
7	S	AMESTOY EL ML/MC MAG	Mathematics	6
7	S	AMESTOY EL ML/MC MAG	Reading/English Language Arts	6
7	S	AMESTOY EL ML/MC MAG	Science	6
7	S	ANGEL'S GATE HS	ACADEMIC ELD 3A	1
7	S	ANGEL'S GATE HS	ADV ELD SH 2A	1
7	S	ANGEL'S GATE HS	ADV ELD SH A	1
7	S	ANGEL'S GATE HS	ADV ELD SH B	1
7	S	ANGEL'S GATE HS	AM LIT COMP	4

***Count of Sufficiency means:** Each class (elementary schools) or section (secondary schools) has verified sufficiency per subject matter.

Board District	Region	School Name	Class/Section Name	*Count of Number of classes/sections verifying sufficiency
7	S	ANGEL'S GATE HS	BIOLOGY:LIVING EARTH A	2
7	S	ANGEL'S GATE HS	BIOLOGY:LIVING EARTH B	3
7	S	ANGEL'S GATE HS	CC ALG 2 TUT LAB A	4
7	S	ANGEL'S GATE HS	CC ALGEBRA 1	9
7	S	ANGEL'S GATE HS	CC ALGEBRA 2A	5
7	S	ANGEL'S GATE HS	CC ALGEBRA 2B	4
7	S	ANGEL'S GATE HS	CC GEOMETRY A	5
7	S	ANGEL'S GATE HS	CC GEOMETRY B	4
7	S	ANGEL'S GATE HS	CHEMISTRY:EARTH SYS A	1
7	S	ANGEL'S GATE HS	CHEMISTRY:EARTH SYS B	1
7	S	ANGEL'S GATE HS	ECONOMICS	3
7	S	ANGEL'S GATE HS	ENGLISH 10A	4
7	S	ANGEL'S GATE HS	ENGLISH 10B	5
7	S	ANGEL'S GATE HS	ENGLISH 9A	4
7	S	ANGEL'S GATE HS	ENGLISH 9B	2
7	S	ANGEL'S GATE HS	EXPOS COMP	3
7	S	ANGEL'S GATE HS	HEALTH SH	3
7	S	ANGEL'S GATE HS	INTERACTIONS A	2
7	S	ANGEL'S GATE HS	INTRO TO ETHNIC STUDIES	2
7	S	ANGEL'S GATE HS	PRIN AM DEMOCR	5
7	S	ANGEL'S GATE HS	SPAN 1A EDG	2
7	S	ANGEL'S GATE HS	SPAN 1B EDG	2
7	S	ANGEL'S GATE HS	SPAN 2A EDG	2
7	S	ANGEL'S GATE HS	SPAN 2B EDG	1
7	S	ANGEL'S GATE HS	US HIST 20TH A	5
7	S	ANGEL'S GATE HS	US HIST 20TH B	5
7	S	ANGEL'S GATE HS	WHG: MOD WLD A	4

***Count of Sufficiency means:** Each class (elementary schools) or section (secondary schools) has verified sufficiency per subject matter.

Board District	Region	School Name	Class/Section Name	*Count of Number of classes/sections verifying sufficiency
7	S	ANGEL'S GATE HS	WHG: MOD WLD B	5
7	S	ANGEL'S GATE HS	WORLD LIT	2
7	S	ANNALEE AVE EL	Health	8
7	S	ANNALEE AVE EL	History/Social Science	8
7	S	ANNALEE AVE EL	Mathematics	8
7	S	ANNALEE AVE EL	Reading/English Language Arts	8
7	S	ANNALEE AVE EL	Science	8
7	S	ANNALEE AVE STEAM MAG	Health	4
7	S	ANNALEE AVE STEAM MAG	History/Social Science	4
7	S	ANNALEE AVE STEAM MAG	Mathematics	4
7	S	ANNALEE AVE STEAM MAG	Reading/English Language Arts	4
7	S	ANNALEE AVE STEAM MAG	Science	4
7	S	AVALON GARDENS EL	Health	16
7	S	AVALON GARDENS EL	History/Social Science	16
7	S	AVALON GARDENS EL	Mathematics	16
7	S	AVALON GARDENS EL	Reading/English Language Arts	16
7	S	AVALON GARDENS EL	Science	16
7	S	BACA ARTS ACA DTS	Health	9
7	S	BACA ARTS ACA DTS	History/Social Science	9
7	S	BACA ARTS ACA DTS	Mathematics	9
7	S	BACA ARTS ACA DTS	Reading/English Language Arts	9
7	S	BACA ARTS ACA DTS	Science	9
7	S	BACA ARTS ACAD	Health	28
7	S	BACA ARTS ACAD	History/Social Science	28
7	S	BACA ARTS ACAD	Mathematics	28
7	S	BACA ARTS ACAD	Reading/English Language Arts	28
7	S	BACA ARTS ACAD	Science	28

***Count of Sufficiency means:** Each class (elementary schools) or section (secondary schools) has verified sufficiency per subject matter.

Board District	Region	School Name	Class/Section Name	*Count of Number of classes/sections verifying sufficiency
7	S	BANDINI ST EL	Health	11
7	S	BANDINI ST EL	History/Social Science	11
7	S	BANDINI ST EL	Mathematics	11
7	S	BANDINI ST EL	Reading/English Language Arts	11
7	S	BANDINI ST EL	Science	11
7	S	BANDINI ST EL DTS	Health	4
7	S	BANDINI ST EL DTS	History/Social Science	4
7	S	BANDINI ST EL DTS	Mathematics	4
7	S	BANDINI ST EL DTS	Reading/English Language Arts	4
7	S	BANDINI ST EL DTS	Science	4
7	S	BANNING SH	ACADEMIC ELD 3A	2
7	S	BANNING SH	ACADEMIC ELD 4A	1
7	S	BANNING SH	ADV ELD SH 2A	1
7	S	BANNING SH	ADV ELD SH A	1
7	S	BANNING SH	AM LIT COMP	14
7	S	BANNING SH	AP CALCULUS A	2
7	S	BANNING SH	AP CHEMISTRY A	1
7	S	BANNING SH	AP ENG LANG A	3
7	S	BANNING SH	AP ENG LIT A	3
7	S	BANNING SH	AP ENV SCI A	2
7	S	BANNING SH	AP EUR HIS A	1
7	S	BANNING SH	AP GOVT & POL	2
7	S	BANNING SH	AP HUMAN GEO A	2
7	S	BANNING SH	AP PHYSICS 1A	1
7	S	BANNING SH	AP PRE-CALC A	1
7	S	BANNING SH	AP SPAN LIT A	1
7	S	BANNING SH	AP SPAN LNG A	7

***Count of Sufficiency means:** Each class (elementary schools) or section (secondary schools) has verified sufficiency per subject matter.

Board District	Region	School Name	Class/Section Name	*Count of Number of classes/sections verifying sufficiency
7	S	BANNING SH	AP ST ART 2D A	1
7	S	BANNING SH	AP ST ART 3D A	1
7	S	BANNING SH	AP ST ART DR A	1
7	S	BANNING SH	AP STATISTICS A	1
7	S	BANNING SH	AP US HIST A	2
7	S	BANNING SH	AP WLD HIST A	2
7	S	BANNING SH	BIOLOGY:LIVING EARTH A	18
7	S	BANNING SH	CC ALG 1 TUT LAB A	22
7	S	BANNING SH	CC ALG 2 TUT LAB A	5
7	S	BANNING SH	CC ALG 2B EDGP	1
7	S	BANNING SH	CC ALGEBRA 1	19
7	S	BANNING SH	CC ALGEBRA 2A	14
7	S	BANNING SH	CC ENG 10A EDGP	1
7	S	BANNING SH	CC ENG 10B EDGP	1
7	S	BANNING SH	CC ENG 11A EDGP	1
7	S	BANNING SH	CC ENG 11B EDGP	1
7	S	BANNING SH	CC ENG 9A EDGP	1
7	S	BANNING SH	CC ENG 9B EDGP	1
7	S	BANNING SH	CC GEOM B EDGP	1
7	S	BANNING SH	CC GEOM TUT LAB A	1
7	S	BANNING SH	CC GEOMETRY A	20
7	S	BANNING SH	CC YL ALGEBRA 1 EDGP	1
7	S	BANNING SH	CHEMISTRY:EARTH SYS A	15
7	S	BANNING SH	CONS MATH A	1
7	S	BANNING SH	CONSTITN LAW A	1
7	S	BANNING SH	DEV MATH SH A	5
7	S	BANNING SH	DEV READ HS A	5

***Count of Sufficiency means:** Each class (elementary schools) or section (secondary schools) has verified sufficiency per subject matter.

Board District	Region	School Name	Class/Section Name	*Count of Number of classes/sections verifying sufficiency
7	S	BANNING SH	ECONOMICS EDGP	1
7	S	BANNING SH	ELD 1A	2
7	S	BANNING SH	ELD 2A	2
7	S	BANNING SH	ENGLISH 10A	15
7	S	BANNING SH	ENGLISH 9A	18
7	S	BANNING SH	ENV STU A	2
7	S	BANNING SH	ERWC A	18
7	S	BANNING SH	FOUND OF FOODS & NUTR A	3
7	S	BANNING SH	H AM LIT COMP	7
7	S	BANNING SH	H BIOLOGY:LIVING EARTH A	9
7	S	BANNING SH	H CC ALGEBRA 1	6
7	S	BANNING SH	H CC ALGEBRA 2A	10
7	S	BANNING SH	H CC GEOMETRY A	10
7	S	BANNING SH	H CHEMISTRY:EARTH SYS A	10
7	S	BANNING SH	H ENG DES/DEV A	2
7	S	BANNING SH	H ENGLISH 10A	10
7	S	BANNING SH	H ENGLISH 9A	11
7	S	BANNING SH	H INTR ENG DES A	2
7	S	BANNING SH	H INTRO FORENSIC SCI A	4
7	S	BANNING SH	H PHYSICS:THE UNIVERSE A	1
7	S	BANNING SH	H PHYSIOLOGY A	2
7	S	BANNING SH	H PRECALC A	4
7	S	BANNING SH	H PRIN AM DEMOCR	9
7	S	BANNING SH	H PRN ENGINEER A	2
7	S	BANNING SH	H SPAN SP 1A	12
7	S	BANNING SH	H SPAN SP 2A	11
7	S	BANNING SH	H SPANISH 1A	3

***Count of Sufficiency means:** Each class (elementary schools) or section (secondary schools) has verified sufficiency per subject matter.

Board District	Region	School Name	Class/Section Name	*Count of Number of classes/sections verifying sufficiency
7	S	BANNING SH	H SPANISH 2A	3
7	S	BANNING SH	H SPANISH 3A	6
7	S	BANNING SH	H SPANISH 4A	1
7	S	BANNING SH	H US HIST 20TH A	9
7	S	BANNING SH	H WHG: MOD WLD A	9
7	S	BANNING SH	HEALTH SH	16
7	S	BANNING SH	HUMANITIES A	1
7	S	BANNING SH	ID EXPOR THR ETH STU	2
7	S	BANNING SH	INT DATA SCI A	4
7	S	BANNING SH	INTERACTIONS A	3
7	S	BANNING SH	INTRO PSYCH	3
7	S	BANNING SH	INTRO TO ETHNIC STUDIES	14
7	S	BANNING SH	JOURNALISM 1A	1
7	S	BANNING SH	JOURNALISM 2A	1
7	S	BANNING SH	L & L EL SH 2A	2
7	S	BANNING SH	L & L EL SH A	3
7	S	BANNING SH	LAW YOUTH	2
7	S	BANNING SH	MARINE BIO A	2
7	S	BANNING SH	MEX AM STU	2
7	S	BANNING SH	MSO 1:WORD	1
7	S	BANNING SH	PHYSICS:THE UNIVERSE A	5
7	S	BANNING SH	PHYSIOLOGY A	12
7	S	BANNING SH	PRIN AM DEMOCR	10
7	S	BANNING SH	SPANISH 1A	8
7	S	BANNING SH	SPANISH 2A	8
7	S	BANNING SH	TC MATH STAT A	10
7	S	BANNING SH	US HIST 20TH A	13

***Count of Sufficiency means:** Each class (elementary schools) or section (secondary schools) has verified sufficiency per subject matter.

Board District	Region	School Name	Class/Section Name	*Count of Number of classes/sections verifying sufficiency
7	S	BANNING SH	US HIST A EDGP	1
7	S	BANNING SH	US HIST B EDGP	1
7	S	BANNING SH	WHG M A EDGP	1
7	S	BANNING SH	WHG M B EDGP	1
7	S	BANNING SH	WHG: MOD WLD A	16
7	S	BARTON HILL EL	Health	16
7	S	BARTON HILL EL	History/Social Science	16
7	S	BARTON HILL EL	Mathematics	16
7	S	BARTON HILL EL	Reading/English Language Arts	16
7	S	BARTON HILL EL	Science	16
7	S	BARTON HILL MSTEAM MG	Health	6
7	S	BARTON HILL MSTEAM MG	History/Social Science	6
7	S	BARTON HILL MSTEAM MG	Mathematics	6
7	S	BARTON HILL MSTEAM MG	Reading/English Language Arts	6
7	S	BARTON HILL MSTEAM MG	Science	6
7	S	BETHUNE MS	ADV ELD MS 1A	2
7	S	BETHUNE MS	ADV ELD MS 2A	2
7	S	BETHUNE MS	CC MATH 6A	2
7	S	BETHUNE MS	CC MATH 7A	17
7	S	BETHUNE MS	CC MATH 8A	20
7	S	BETHUNE MS	CREAT WRT MS A	1
7	S	BETHUNE MS	DEV READ MS A	2
7	S	BETHUNE MS	ELD 1A	2
7	S	BETHUNE MS	ELD 2A	2
7	S	BETHUNE MS	ELD MS 3A	1
7	S	BETHUNE MS	ELD MS 4A	1
7	S	BETHUNE MS	ENG ALT CUR 7A	1

***Count of Sufficiency means:** Each class (elementary schools) or section (secondary schools) has verified sufficiency per subject matter.

Board District	Region	School Name	Class/Section Name	*Count of Number of classes/sections verifying sufficiency
7	S	BETHUNE MS	ENG ALT CUR 8A	1
7	S	BETHUNE MS	ENGLISH 6A	2
7	S	BETHUNE MS	ENGLISH 7A	15
7	S	BETHUNE MS	ENGLISH 8A	16
7	S	BETHUNE MS	GEOGRAPHY FOR MS A	1
7	S	BETHUNE MS	H ACC CC ALG 1A	2
7	S	BETHUNE MS	H ACC CC MATH 7A	3
7	S	BETHUNE MS	H ENGLISH 7A	3
7	S	BETHUNE MS	H ENGLISH 8A	3
7	S	BETHUNE MS	H INTEG SCIENCE 7	1
7	S	BETHUNE MS	H INTEG SCIENCE 8A	3
7	S	BETHUNE MS	H US HIST G&C A	3
7	S	BETHUNE MS	H WHG: MED/MOD A	2
7	S	BETHUNE MS	H WHG: MED/MOD B	1
7	S	BETHUNE MS	HEALTH JH	12
7	S	BETHUNE MS	INTEG SCIENCE 7	5
7	S	BETHUNE MS	INTEGR SCIENCE 6A	2
7	S	BETHUNE MS	INTEGR SCIENCE 8A	17
7	S	BETHUNE MS	L & L EL MS 1A	3
7	S	BETHUNE MS	L & L EL MS 2A	1
7	S	BETHUNE MS	LIT SUCCESS 1A	2
7	S	BETHUNE MS	LIT SUCCESS 2A	3
7	S	BETHUNE MS	SPANISH 1A	1
7	S	BETHUNE MS	SPANISH 2A	1
7	S	BETHUNE MS	US HIST G&C A	17
7	S	BETHUNE MS	WHG: ANC CIV A	2
7	S	BETHUNE MS	WHG: MED/MOD A	15

***Count of Sufficiency means:** Each class (elementary schools) or section (secondary schools) has verified sufficiency per subject matter.

Board District	Region	School Name	Class/Section Name	*Count of Number of classes/sections verifying sufficiency
7	S	BETHUNE MS	WHG: MED/MOD B	1
7	S	BONITA ST EL	Health	27
7	S	BONITA ST EL	History/Social Science	27
7	S	BONITA ST EL	Mathematics	27
7	S	BONITA ST EL	Reading/English Language Arts	27
7	S	BONITA ST EL	Science	27
7	S	BRIDGES SCHOOL	ACAD LIT MS 6A	5
7	S	BRIDGES SCHOOL	CC MATH 6A	6
7	S	BRIDGES SCHOOL	CC MATH 7A	4
7	S	BRIDGES SCHOOL	CC MATH 8A	5
7	S	BRIDGES SCHOOL	CREAT WRT MS A	4
7	S	BRIDGES SCHOOL	DEV ELS MS A	1
7	S	BRIDGES SCHOOL	DEV READ MS A	4
7	S	BRIDGES SCHOOL	ELD 1A	1
7	S	BRIDGES SCHOOL	ELD 2A	1
7	S	BRIDGES SCHOOL	ELD MS 3A	1
7	S	BRIDGES SCHOOL	ELD MS 4A	1
7	S	BRIDGES SCHOOL	ENG ALT CUR 6A	1
7	S	BRIDGES SCHOOL	ENG ALT CUR 7A	1
7	S	BRIDGES SCHOOL	ENGLISH 6A	6
7	S	BRIDGES SCHOOL	ENGLISH 7A	4
7	S	BRIDGES SCHOOL	ENGLISH 8A	5
7	S	BRIDGES SCHOOL	H ACC CC MATH 7A	1
7	S	BRIDGES SCHOOL	H CREAT WRT MS A	1
7	S	BRIDGES SCHOOL	H ENGLISH 7A	1
7	S	BRIDGES SCHOOL	H ENGLISH 8A	1
7	S	BRIDGES SCHOOL	H HGH ACC CC MATH 8/ALG1A	1

***Count of Sufficiency means:** Each class (elementary schools) or section (secondary schools) has verified sufficiency per subject matter.

Board District	Region	School Name	Class/Section Name	*Count of Number of classes/sections verifying sufficiency
7	S	BRIDGES SCHOOL	H INTEG SCIENCE 7	1
7	S	BRIDGES SCHOOL	H INTEG SCIENCE 8A	1
7	S	BRIDGES SCHOOL	H SPANISH 1A	1
7	S	BRIDGES SCHOOL	H US HIST G&C A	1
7	S	BRIDGES SCHOOL	H WHG: MED/MOD A	1
7	S	BRIDGES SCHOOL	Health	34
7	S	BRIDGES SCHOOL	History/Social Science	34
7	S	BRIDGES SCHOOL	INTEG SCIENCE 7	4
7	S	BRIDGES SCHOOL	INTEGR SCIENCE 6A	6
7	S	BRIDGES SCHOOL	INTEGR SCIENCE 8A	5
7	S	BRIDGES SCHOOL	JOURNALS MS A	5
7	S	BRIDGES SCHOOL	LANG SKLS MS A	1
7	S	BRIDGES SCHOOL	Mathematics	34
7	S	BRIDGES SCHOOL	Reading/English Language Arts	34
7	S	BRIDGES SCHOOL	Science	34
7	S	BRIDGES SCHOOL	US HIST G&C A	5
7	S	BRIDGES SCHOOL	WHG: ANC CIV A	6
7	S	BRIDGES SCHOOL	WHG: MED/MOD A	4
7	S	BROAD AVE EL	Health	25
7	S	BROAD AVE EL	History/Social Science	25
7	S	BROAD AVE EL	Mathematics	25
7	S	BROAD AVE EL	Reading/English Language Arts	25
7	S	BROAD AVE EL	Science	25
7	S	BROAD AVE EL DTS	Health	6
7	S	BROAD AVE EL DTS	History/Social Science	6
7	S	BROAD AVE EL DTS	Mathematics	6
7	S	BROAD AVE EL DTS	Reading/English Language Arts	6

***Count of Sufficiency means:** Each class (elementary schools) or section (secondary schools) has verified sufficiency per subject matter.

Board District	Region	School Name	Class/Section Name	*Count of Number of classes/sections verifying sufficiency
7	S	BROAD AVE EL DTS	Science	6
7	S	BROADACRES AV EL	Health	16
7	S	BROADACRES AV EL	History/Social Science	16
7	S	BROADACRES AV EL	Mathematics	16
7	S	BROADACRES AV EL	Reading/English Language Arts	16
7	S	BROADACRES AV EL	Science	16
7	S	BROADACRES VAPA MAG	Health	3
7	S	BROADACRES VAPA MAG	History/Social Science	3
7	S	BROADACRES VAPA MAG	Mathematics	3
7	S	BROADACRES VAPA MAG	Reading/English Language Arts	3
7	S	BROADACRES VAPA MAG	Science	3
7	S	CABRILLO AVE EL	Health	10
7	S	CABRILLO AVE EL	History/Social Science	10
7	S	CABRILLO AVE EL	Mathematics	10
7	S	CABRILLO AVE EL	Reading/English Language Arts	10
7	S	CABRILLO AVE EL	Science	10
7	S	CABRILLO EL STEAM MG	Health	6
7	S	CABRILLO EL STEAM MG	History/Social Science	6
7	S	CABRILLO EL STEAM MG	Mathematics	6
7	S	CABRILLO EL STEAM MG	Reading/English Language Arts	6
7	S	CABRILLO EL STEAM MG	Science	6
7	S	CARNEGIE MS	ACAD LIT MS 7A	1
7	S	CARNEGIE MS	ACAD LIT MS 8A	2
7	S	CARNEGIE MS	ADV ELD MS 1A	2
7	S	CARNEGIE MS	CC ALG 1 TUT LAB A	2
7	S	CARNEGIE MS	CC GEOMETRY A	1
7	S	CARNEGIE MS	CC MATH 6 TUT LAB A	10

***Count of Sufficiency means:** Each class (elementary schools) or section (secondary schools) has verified sufficiency per subject matter.

Board District	Region	School Name	Class/Section Name	*Count of Number of classes/sections verifying sufficiency
7	S	CARNEGIE MS	CC MATH 6A	11
7	S	CARNEGIE MS	CC MATH 7 TUT LAB A	10
7	S	CARNEGIE MS	CC MATH 7A	9
7	S	CARNEGIE MS	CC MATH 8 TUT LAB A	6
7	S	CARNEGIE MS	CC MATH 8A	9
7	S	CARNEGIE MS	CREAT WRT MS A	3
7	S	CARNEGIE MS	DEV ELS MS A	2
7	S	CARNEGIE MS	DEV MATH MS A	5
7	S	CARNEGIE MS	DEV READ MS A	5
7	S	CARNEGIE MS	ELD 1A	2
7	S	CARNEGIE MS	ELD 2A	2
7	S	CARNEGIE MS	ELD MS 3A	1
7	S	CARNEGIE MS	ELD MS 4A	2
7	S	CARNEGIE MS	ENG ALT CUR 6A	1
7	S	CARNEGIE MS	ENG ALT CUR 7A	1
7	S	CARNEGIE MS	ENG ALT CUR 8A	1
7	S	CARNEGIE MS	ENGLISH 6A	8
7	S	CARNEGIE MS	ENGLISH 7A	10
7	S	CARNEGIE MS	ENGLISH 8A	11
7	S	CARNEGIE MS	ENV STUDIES MS	2
7	S	CARNEGIE MS	ETHN STUDIES-IDTY&CMTY	6
7	S	CARNEGIE MS	EXPLORATN SCI	2
7	S	CARNEGIE MS	FORENSIC SC MS	2
7	S	CARNEGIE MS	H ACC CC ALG 1A	3
7	S	CARNEGIE MS	H ACC CC MATH 7A	3
7	S	CARNEGIE MS	H ENGLISH 6A	2
7	S	CARNEGIE MS	H ENGLISH 7A	6

***Count of Sufficiency means:** Each class (elementary schools) or section (secondary schools) has verified sufficiency per subject matter.

Board District	Region	School Name	Class/Section Name	*Count of Number of classes/sections verifying sufficiency
7	S	CARNEGIE MS	H ENGLISH 8A	4
7	S	CARNEGIE MS	H HGH ACC CC MATH 6/7A	2
7	S	CARNEGIE MS	H INTEG SCIENCE 8A	5
7	S	CARNEGIE MS	H INTEGR SCIENCE 6A	3
7	S	CARNEGIE MS	H US HIST G&C A	6
7	S	CARNEGIE MS	H WHG: ANC CIV A	2
7	S	CARNEGIE MS	H WHG: MED/MOD A	6
7	S	CARNEGIE MS	HEALTH JH	10
7	S	CARNEGIE MS	INTEG SCIENCE 7	2
7	S	CARNEGIE MS	INTEGR SCIENCE 6A	8
7	S	CARNEGIE MS	INTEGR SCIENCE 8A	10
7	S	CARNEGIE MS	INTRO SPANISH	1
7	S	CARNEGIE MS	L & L EL MS 1A	3
7	S	CARNEGIE MS	L & L EL MS 2A	1
7	S	CARNEGIE MS	LIT SUCCESS 1A	1
7	S	CARNEGIE MS	LIT SUCCESS 2A	2
7	S	CARNEGIE MS	SCI/HLT AC 6A	1
7	S	CARNEGIE MS	SPAN SP 1A	1
7	S	CARNEGIE MS	SPANISH 1A	3
7	S	CARNEGIE MS	SPANISH 2A	1
7	S	CARNEGIE MS	US HIST G&C A	10
7	S	CARNEGIE MS	WHG: ANC CIV A	7
7	S	CARNEGIE MS	WHG: MED/MOD A	8
7	S	CARNEGIE MS	WIND PERC MS A	1
7	S	CAROLDALE LC	CC MATH 6 TUT LAB A	3
7	S	CAROLDALE LC	CC MATH 6A	3
7	S	CAROLDALE LC	CC MATH 7 TUT LAB A	3

***Count of Sufficiency means:** Each class (elementary schools) or section (secondary schools) has verified sufficiency per subject matter.

Board District	Region	School Name	Class/Section Name	*Count of Number of classes/sections verifying sufficiency
7	S	CAROLDALE LC	CC MATH 7A	2
7	S	CAROLDALE LC	CC MATH 8 TUT LAB A	3
7	S	CAROLDALE LC	CC MATH 8A	2
7	S	CAROLDALE LC	DEV ELS MS A	2
7	S	CAROLDALE LC	DEV MATH MS A	2
7	S	CAROLDALE LC	ELD 6A	1
7	S	CAROLDALE LC	ELD 7A	1
7	S	CAROLDALE LC	ELD 8A	1
7	S	CAROLDALE LC	ENGLISH 6A	2
7	S	CAROLDALE LC	ENGLISH 7A	2
7	S	CAROLDALE LC	ENGLISH 8A	2
7	S	CAROLDALE LC	H ACC CC ALG 1A	1
7	S	CAROLDALE LC	H ACC CC MATH 7A	1
7	S	CAROLDALE LC	H ENGLISH 6A	1
7	S	CAROLDALE LC	H ENGLISH 7A	1
7	S	CAROLDALE LC	H ENGLISH 8A	1
7	S	CAROLDALE LC	H INTEG SCIENCE 7	1
7	S	CAROLDALE LC	H INTEG SCIENCE 8A	1
7	S	CAROLDALE LC	H INTEGR SCIENCE 6A	1
7	S	CAROLDALE LC	H US HIST G&C A	1
7	S	CAROLDALE LC	H WHG: ANC CIV A	1
7	S	CAROLDALE LC	H WHG: MED/MOD A	1
7	S	CAROLDALE LC	Health	29
7	S	CAROLDALE LC	History/Social Science	29
7	S	CAROLDALE LC	INTEG SCIENCE 7	2
7	S	CAROLDALE LC	INTEGR SCIENCE 6A	2
7	S	CAROLDALE LC	INTEGR SCIENCE 8A	2

***Count of Sufficiency means:** Each class (elementary schools) or section (secondary schools) has verified sufficiency per subject matter.

Board District	Region	School Name	Class/Section Name	*Count of Number of classes/sections verifying sufficiency
7	S	CAROLDALE LC	INTRO TO ASL MS	2
7	S	CAROLDALE LC	LIT SUCCESS 1A	1
7	S	CAROLDALE LC	LIT SUCCESS 2A	1
7	S	CAROLDALE LC	Mathematics	29
7	S	CAROLDALE LC	Reading/English Language Arts	29
7	S	CAROLDALE LC	Science	29
7	S	CAROLDALE LC	US HIST G&C A	2
7	S	CAROLDALE LC	WHG: ANC CIV A	2
7	S	CAROLDALE LC	WHG: MED/MOD A	2
7	S	CARSON ACAD ED & EMP	AFRO-AM LIT	1
7	S	CARSON ACAD ED & EMP	AM LIT COMP	3
7	S	CARSON ACAD ED & EMP	AP COMP SCI PRIN A	1
7	S	CARSON ACAD ED & EMP	AP ENG LANG A	2
7	S	CARSON ACAD ED & EMP	AP ENG LIT A	2
7	S	CARSON ACAD ED & EMP	AP MACRO ECONO	2
7	S	CARSON ACAD ED & EMP	AP PSYCHOLOG A	1
7	S	CARSON ACAD ED & EMP	AP SPAN LNG A	1
7	S	CARSON ACAD ED & EMP	AP US HIST A	2
7	S	CARSON ACAD ED & EMP	AP WLD HIST A	2
7	S	CARSON ACAD ED & EMP	BIOLOGY:LIVING EARTH A	5
7	S	CARSON ACAD ED & EMP	CC ALGEBRA 1	5
7	S	CARSON ACAD ED & EMP	CC ALGEBRA 2A	4
7	S	CARSON ACAD ED & EMP	CC GEOMETRY A	3
7	S	CARSON ACAD ED & EMP	CHEMISTRY:EARTH SYS A	2
7	S	CARSON ACAD ED & EMP	CONS MATH A	1
7	S	CARSON ACAD ED & EMP	DEV READ HS A	1
7	S	CARSON ACAD ED & EMP	ECONOMICS	3

***Count of Sufficiency means:** Each class (elementary schools) or section (secondary schools) has verified sufficiency per subject matter.

Board District	Region	School Name	Class/Section Name	*Count of Number of classes/sections verifying sufficiency
7	S	CARSON ACAD ED & EMP	EDUC PSYCH A	1
7	S	CARSON ACAD ED & EMP	ELD 10A	1
7	S	CARSON ACAD ED & EMP	ELD 11A	1
7	S	CARSON ACAD ED & EMP	ELD 12A	1
7	S	CARSON ACAD ED & EMP	ELD 9A	1
7	S	CARSON ACAD ED & EMP	ENGLISH 10A	3
7	S	CARSON ACAD ED & EMP	ENGLISH 9A	4
7	S	CARSON ACAD ED & EMP	ERWC A	4
7	S	CARSON ACAD ED & EMP	FORENSIC SC SH	1
7	S	CARSON ACAD ED & EMP	H BIOLOGY:LIVING EARTH A	1
7	S	CARSON ACAD ED & EMP	H CC ALGEBRA 1	1
7	S	CARSON ACAD ED & EMP	H CC ALGEBRA 2A	2
7	S	CARSON ACAD ED & EMP	H CC GEOMETRY A	2
7	S	CARSON ACAD ED & EMP	H CHEMISTRY:EARTH SYS A	2
7	S	CARSON ACAD ED & EMP	H ENGLISH 10A	2
7	S	CARSON ACAD ED & EMP	H ENGLISH 9A	1
7	S	CARSON ACAD ED & EMP	I L HSE MAINT	1
7	S	CARSON ACAD ED & EMP	I L MEAL PREP	1
7	S	CARSON ACAD ED & EMP	INTERACTIONS A	1
7	S	CARSON ACAD ED & EMP	INTRO TO ETHNIC STUDIES	1
7	S	CARSON ACAD ED & EMP	MOV BD AWARE A	2
7	S	CARSON ACAD ED & EMP	PHILOSOPHY A	1
7	S	CARSON ACAD ED & EMP	PRECALC A	1
7	S	CARSON ACAD ED & EMP	SPANISH 1A	4
7	S	CARSON ACAD ED & EMP	SPANISH 2A	4
7	S	CARSON ACAD ED & EMP	SPANISH 3A	1
7	S	CARSON ACAD ED & EMP	URBAN ECOL A	1

***Count of Sufficiency means:** Each class (elementary schools) or section (secondary schools) has verified sufficiency per subject matter.

Board District	Region	School Name	Class/Section Name	*Count of Number of classes/sections verifying sufficiency
7	S	CARSON ACAD ED & EMP	US HIST 20TH A	3
7	S	CARSON ACAD ED & EMP	WHG: MOD WLD A	3
7	S	CARSON ACAD MED ARTS	ACADEMIC ELD 3A	1
7	S	CARSON ACAD MED ARTS	ACADEMIC ELD 4A	1
7	S	CARSON ACAD MED ARTS	ADV ELD SH 2A	1
7	S	CARSON ACAD MED ARTS	ADV ELD SH A	1
7	S	CARSON ACAD MED ARTS	AM LIT COMP	2
7	S	CARSON ACAD MED ARTS	AP CALCULUS A	1
7	S	CARSON ACAD MED ARTS	AP ENG LANG A	1
7	S	CARSON ACAD MED ARTS	AP GOVT & POL	1
7	S	CARSON ACAD MED ARTS	AP RESEARCH A	1
7	S	CARSON ACAD MED ARTS	AP SEMINAR A	1
7	S	CARSON ACAD MED ARTS	AP US HIST A	1
7	S	CARSON ACAD MED ARTS	AP WLD HIST A	1
7	S	CARSON ACAD MED ARTS	BIO:LIVING EARTH A EDGL	1
7	S	CARSON ACAD MED ARTS	BIOCHEMISTRY OF FOODS A	1
7	S	CARSON ACAD MED ARTS	BIOLOGY:LIVING EARTH A	5
7	S	CARSON ACAD MED ARTS	CC ALG 2A EDGL	1
7	S	CARSON ACAD MED ARTS	CC ALGEBRA 1	5
7	S	CARSON ACAD MED ARTS	CC ALGEBRA 2A	4
7	S	CARSON ACAD MED ARTS	CC ENG 10A EDGL	2
7	S	CARSON ACAD MED ARTS	CC ENG 11A EDGL	1
7	S	CARSON ACAD MED ARTS	CC ENG 11B EDGL	1
7	S	CARSON ACAD MED ARTS	CC ENG 9A EDGL	1
7	S	CARSON ACAD MED ARTS	CC ENG 9B EDGL	1
7	S	CARSON ACAD MED ARTS	CC GEOM A EDGL	1
7	S	CARSON ACAD MED ARTS	CC GEOMETRY A	5

***Count of Sufficiency means:** Each class (elementary schools) or section (secondary schools) has verified sufficiency per subject matter.

Board District	Region	School Name	Class/Section Name	*Count of Number of classes/sections verifying sufficiency
7	S	CARSON ACAD MED ARTS	CHEM IN EAR SYS A EDGL	1
7	S	CARSON ACAD MED ARTS	CHEM IN EAR SYS B EDGL	1
7	S	CARSON ACAD MED ARTS	CHEMISTRY:EARTH SYS A	4
7	S	CARSON ACAD MED ARTS	CONS MATH A	2
7	S	CARSON ACAD MED ARTS	CREAT WRIT	1
7	S	CARSON ACAD MED ARTS	DEV MATH SH A	3
7	S	CARSON ACAD MED ARTS	DEV READ HS A	2
7	S	CARSON ACAD MED ARTS	ENGLISH 10A	2
7	S	CARSON ACAD MED ARTS	ENGLISH 9A	3
7	S	CARSON ACAD MED ARTS	ENGLISH NON EQUIV COL	2
7	S	CARSON ACAD MED ARTS	FRENCH 2A EDGL	1
7	S	CARSON ACAD MED ARTS	H BIOLOGY:LIVING EARTH A	1
7	S	CARSON ACAD MED ARTS	H ENGLISH 10A	2
7	S	CARSON ACAD MED ARTS	H ENGLISH 9A	2
7	S	CARSON ACAD MED ARTS	INTERACTIONS A	1
7	S	CARSON ACAD MED ARTS	INTRO SOCIO	1
7	S	CARSON ACAD MED ARTS	INTRO TO ETHNIC STUDIES	3
7	S	CARSON ACAD MED ARTS	L & L EL SH 2A	1
7	S	CARSON ACAD MED ARTS	L & L EL SH A	1
7	S	CARSON ACAD MED ARTS	LIT ANALYSIS	3
7	S	CARSON ACAD MED ARTS	MOLECULR BIO A	1
7	S	CARSON ACAD MED ARTS	PHYSICS:THE UNIVERSE A	3
7	S	CARSON ACAD MED ARTS	PHYSIOLOGY A	4
7	S	CARSON ACAD MED ARTS	PRECALC A	2
7	S	CARSON ACAD MED ARTS	PRIN AM DEMOCR	2
7	S	CARSON ACAD MED ARTS	SPANISH 1A	3
7	S	CARSON ACAD MED ARTS	SPANISH 2A	3

***Count of Sufficiency means:** Each class (elementary schools) or section (secondary schools) has verified sufficiency per subject matter.

Board District	Region	School Name	Class/Section Name	*Count of Number of classes/sections verifying sufficiency
7	S	CARSON ACAD MED ARTS	STAT & PROB A	3
7	S	CARSON ACAD MED ARTS	STAT & PROB A EDGL	1
7	S	CARSON ACAD MED ARTS	TC MATH STAT A	1
7	S	CARSON ACAD MED ARTS	US HIST 20TH A	2
7	S	CARSON ACAD MED ARTS	US HIST A EDGL	1
7	S	CARSON ACAD MED ARTS	WHG: MOD WLD A	3
7	S	CARSON ACAD MED ARTS	WLD HIST A EDGL	1
7	S	CARSON ACAD MED ARTS	WLD HIST B EDGL	1
7	S	CARSON SH	ACADEMIC ELD 3A	1
7	S	CARSON SH	ACADEMIC ELD 4A	1
7	S	CARSON SH	ADV ELD SH 2A	1
7	S	CARSON SH	ADV ELD SH A	1
7	S	CARSON SH	AM LIT COMP	13
7	S	CARSON SH	AM SIGN LNG 1A	1
7	S	CARSON SH	AM SIGN LNG 2A	1
7	S	CARSON SH	AM SIGN LNG 2B	1
7	S	CARSON SH	AP CALCULUS A	1
7	S	CARSON SH	AP COMP SCI PRIN A	1
7	S	CARSON SH	AP ENG LANG A	1
7	S	CARSON SH	AP ENG LIT A	2
7	S	CARSON SH	AP ENV SCI A	1
7	S	CARSON SH	AP HUMAN GEO A	1
7	S	CARSON SH	AP PSYCHOLOG A	2
7	S	CARSON SH	AP SPAN LNG A	1
7	S	CARSON SH	AP US HIST A	1
7	S	CARSON SH	AP WLD HIST A	1
7	S	CARSON SH	BIOLOGY:LIVING EARTH A	11

***Count of Sufficiency means:** Each class (elementary schools) or section (secondary schools) has verified sufficiency per subject matter.

Board District	Region	School Name	Class/Section Name	*Count of Number of classes/sections verifying sufficiency
7	S	CARSON SH	BIOLOGY:LIVING EARTH B	1
7	S	CARSON SH	CC ALG 2 TUT LAB A	4
7	S	CARSON SH	CC ALGEBRA 1	15
7	S	CARSON SH	CC ALGEBRA 2A	6
7	S	CARSON SH	CC ALGEBRA 2B	1
7	S	CARSON SH	CC GEOMETRY A	7
7	S	CARSON SH	CC GEOMETRY B	1
7	S	CARSON SH	CHEMISTRY:EARTH SYS A	7
7	S	CARSON SH	CONS MATH A	2
7	S	CARSON SH	DEV MATH SH A	6
7	S	CARSON SH	DEV READ HS A	4
7	S	CARSON SH	ECONOMICS	4
7	S	CARSON SH	ELD 1A	3
7	S	CARSON SH	ELD 2A	3
7	S	CARSON SH	ENGLISH 10A	12
7	S	CARSON SH	ENGLISH 10B	1
7	S	CARSON SH	ENGLISH 9A	11
7	S	CARSON SH	ENGLISH 9B	1
7	S	CARSON SH	ENV STU A	1
7	S	CARSON SH	ERWC A	2
7	S	CARSON SH	EXPOS COMP	9
7	S	CARSON SH	FINANCIAL ALGEBRA 2A	6
7	S	CARSON SH	H AM LIT COMP	3
7	S	CARSON SH	H BIOLOGY:LIVING EARTH A	5
7	S	CARSON SH	H CC ALGEBRA 2A	6
7	S	CARSON SH	H CC GEOMETRY A	4
7	S	CARSON SH	H CHEMISTRY:EARTH SYS A	4

***Count of Sufficiency means:** Each class (elementary schools) or section (secondary schools) has verified sufficiency per subject matter.

Board District	Region	School Name	Class/Section Name	*Count of Number of classes/sections verifying sufficiency
7	S	CARSON SH	H ENG DES/DEV A	1
7	S	CARSON SH	H ENGLISH 10A	5
7	S	CARSON SH	H ENGLISH 9A	5
7	S	CARSON SH	H INTR ENG DES A	2
7	S	CARSON SH	H PHYSICS:THE UNIVERSE A	1
7	S	CARSON SH	H US HIST 20TH A	3
7	S	CARSON SH	H WHG: MOD WLD A	3
7	S	CARSON SH	HEALTH SH	8
7	S	CARSON SH	HUMANITIES A	1
7	S	CARSON SH	I L HSE MAINT	2
7	S	CARSON SH	I L MEAL PREP	2
7	S	CARSON SH	INTERACTIONS A	10
7	S	CARSON SH	INTRO ANTHRO	1
7	S	CARSON SH	INTRO TO ETHNIC STUDIES	6
7	S	CARSON SH	JOURNALISM 1A	1
7	S	CARSON SH	JOURNALISM 2A	1
7	S	CARSON SH	L & L EL SH 2A	1
7	S	CARSON SH	L & L EL SH A	1
7	S	CARSON SH	MAND 1A	2
7	S	CARSON SH	MAND 2A	1
7	S	CARSON SH	MAND 3A	1
7	S	CARSON SH	NEW MEDIA 1A	2
7	S	CARSON SH	PHYSICS:THE UNIVERSE A	1
7	S	CARSON SH	PRECALC A	6
7	S	CARSON SH	PRIN AM DEMOCR	7
7	S	CARSON SH	SPAN SP 1A	3
7	S	CARSON SH	SPANISH 1A	7

***Count of Sufficiency means:** Each class (elementary schools) or section (secondary schools) has verified sufficiency per subject matter.

Board District	Region	School Name	Class/Section Name	*Count of Number of classes/sections verifying sufficiency
7	S	CARSON SH	SPANISH 2A	8
7	S	CARSON SH	SPANISH 3A	1
7	S	CARSON SH	SPEECH A	3
7	S	CARSON SH	TC MATH STAT A	2
7	S	CARSON SH	URBAN ECOL A	1
7	S	CARSON SH	US HIST 20TH A	10
7	S	CARSON SH	US HIST 20TH B	1
7	S	CARSON SH	WHG: MOD WLD A	10
7	S	CARSON SH	WHG: MOD WLD B	1
7	S	CARSON ST EL	Health	30
7	S	CARSON ST EL	History/Social Science	30
7	S	CARSON ST EL	Mathematics	30
7	S	CARSON ST EL	Reading/English Language Arts	30
7	S	CARSON ST EL	Science	30
7	S	CATSKILL AVE EL	Health	18
7	S	CATSKILL AVE EL	History/Social Science	18
7	S	CATSKILL AVE EL	Mathematics	18
7	S	CATSKILL AVE EL	Reading/English Language Arts	18
7	S	CATSKILL AVE EL	Science	18
7	S	CATSKILL AVE EL DTS	Health	6
7	S	CATSKILL AVE EL DTS	History/Social Science	6
7	S	CATSKILL AVE EL DTS	Mathematics	6
7	S	CATSKILL AVE EL DTS	Reading/English Language Arts	6
7	S	CATSKILL AVE EL DTS	Science	6
7	S	CDS JOHNSON	ADV ELD SH 2A	2
7	S	CDS JOHNSON	ADV ELD SH 2B	1
7	S	CDS JOHNSON	AM LIT COMP	5

***Count of Sufficiency means:** Each class (elementary schools) or section (secondary schools) has verified sufficiency per subject matter.

Board District	Region	School Name	Class/Section Name	*Count of Number of classes/sections verifying sufficiency
7	S	CDS JOHNSON	BIOLOGY:LIVING EARTH A	3
7	S	CDS JOHNSON	BIOLOGY:LIVING EARTH B	2
7	S	CDS JOHNSON	CC ALGEBRA 1	3
7	S	CDS JOHNSON	CC ALGEBRA 2A	3
7	S	CDS JOHNSON	CC ALGEBRA 2B	2
7	S	CDS JOHNSON	CC GEOMETRY A	2
7	S	CDS JOHNSON	CC GEOMETRY B	4
7	S	CDS JOHNSON	CHEMISTRY:EARTH SYS A	4
7	S	CDS JOHNSON	CHEMISTRY:EARTH SYS B	2
7	S	CDS JOHNSON	ECONOMICS	4
7	S	CDS JOHNSON	ENGLISH 10A	2
7	S	CDS JOHNSON	ENGLISH 10B	4
7	S	CDS JOHNSON	ENGLISH 9A	3
7	S	CDS JOHNSON	ENGLISH 9B	3
7	S	CDS JOHNSON	EXPOS COMP	4
7	S	CDS JOHNSON	GEOG A	2
7	S	CDS JOHNSON	HEALTH SH	3
7	S	CDS JOHNSON	MODERN LIT	2
7	S	CDS JOHNSON	PRIN AM DEMOCR	4
7	S	CDS JOHNSON	PSYCH A EDGP	4
7	S	CDS JOHNSON	SOCIO EDGP	5
7	S	CDS JOHNSON	SPANISH 1A	3
7	S	CDS JOHNSON	SPANISH 1B	3
7	S	CDS JOHNSON	SPANISH 2A	2
7	S	CDS JOHNSON	SPANISH 2B	4
7	S	CDS JOHNSON	US HIST 20TH A	3
7	S	CDS JOHNSON	US HIST 20TH B	3

***Count of Sufficiency means:** Each class (elementary schools) or section (secondary schools) has verified sufficiency per subject matter.

Board District	Region	School Name	Class/Section Name	*Count of Number of classes/sections verifying sufficiency
7	S	CDS JOHNSON	WHG: MOD WLD A	4
7	S	CDS JOHNSON	WHG: MOD WLD B	2
7	S	CDS JOHNSTON	AM LIT COMP	3
7	S	CDS JOHNSTON	BIOLOGY:LIVING EARTH A	4
7	S	CDS JOHNSTON	BIOLOGY:LIVING EARTH B	4
7	S	CDS JOHNSTON	CC ALG 1 TUT LAB A	1
7	S	CDS JOHNSTON	CC ALG 1 TUT LAB B	1
7	S	CDS JOHNSTON	CC ALGEBRA 1	4
7	S	CDS JOHNSTON	CC ALGEBRA 2A	2
7	S	CDS JOHNSTON	CC ALGEBRA 2B	1
7	S	CDS JOHNSTON	CC GEOMETRY A	3
7	S	CDS JOHNSTON	CC GEOMETRY B	3
7	S	CDS JOHNSTON	CC MATH 7A	1
7	S	CDS JOHNSTON	CC MATH 8A	1
7	S	CDS JOHNSTON	CHEMISTRY:EARTH SYS A	2
7	S	CDS JOHNSTON	CHEMISTRY:EARTH SYS B	2
7	S	CDS JOHNSTON	CONSTITN LAW A	1
7	S	CDS JOHNSTON	CONSTITN LAW B	1
7	S	CDS JOHNSTON	CREAT WRIT	1
7	S	CDS JOHNSTON	CREAT WRT MS A	1
7	S	CDS JOHNSTON	DEV MATH MS A	1
7	S	CDS JOHNSTON	DEV MATH SH A	1
7	S	CDS JOHNSTON	ECONOMICS	4
7	S	CDS JOHNSTON	ELD 10A	1
7	S	CDS JOHNSTON	ELD 7A	1
7	S	CDS JOHNSTON	ELD 9A	1
7	S	CDS JOHNSTON	ENGLISH 10A	4

***Count of Sufficiency means:** Each class (elementary schools) or section (secondary schools) has verified sufficiency per subject matter.

Board District	Region	School Name	Class/Section Name	*Count of Number of classes/sections verifying sufficiency
7	S	CDS JOHNSTON	ENGLISH 10B	4
7	S	CDS JOHNSTON	ENGLISH 7A	1
7	S	CDS JOHNSTON	ENGLISH 8A	1
7	S	CDS JOHNSTON	ENGLISH 9A	4
7	S	CDS JOHNSTON	ENGLISH 9B	3
7	S	CDS JOHNSTON	EXPOS COMP	3
7	S	CDS JOHNSTON	FINANCIAL ALGEBRA 1A	2
7	S	CDS JOHNSTON	FINANCIAL ALGEBRA 1B	3
7	S	CDS JOHNSTON	FINANCIAL ALGEBRA 2A	1
7	S	CDS JOHNSTON	FINANCIAL ALGEBRA 2B	2
7	S	CDS JOHNSTON	HEALTH JH	1
7	S	CDS JOHNSTON	HEALTH SH	2
7	S	CDS JOHNSTON	HS INT NEW ELD A	2
7	S	CDS JOHNSTON	INTEG SCIENCE 7	1
7	S	CDS JOHNSTON	INTEGR SCIENCE 8A	1
7	S	CDS JOHNSTON	INTERACTIONS A	1
7	S	CDS JOHNSTON	INTRO PSYCH	1
7	S	CDS JOHNSTON	INTRO SOCIO	2
7	S	CDS JOHNSTON	INTRO TO ETHNIC STUDIES	1
7	S	CDS JOHNSTON	LAW YOUTH	2
7	S	CDS JOHNSTON	MODERN LIT	3
7	S	CDS JOHNSTON	PRIN AM DEMOCR	5
7	S	CDS JOHNSTON	SPANISH 1A	4
7	S	CDS JOHNSTON	SPANISH 1B	2
7	S	CDS JOHNSTON	SPANISH 2A	4
7	S	CDS JOHNSTON	SPANISH 2B	2
7	S	CDS JOHNSTON	STRATGC LIT 1A	1

***Count of Sufficiency means:** Each class (elementary schools) or section (secondary schools) has verified sufficiency per subject matter.

Board District	Region	School Name	Class/Section Name	*Count of Number of classes/sections verifying sufficiency
7	S	CDS JOHNSTON	US HIST 20TH A	4
7	S	CDS JOHNSTON	US HIST 20TH B	4
7	S	CDS JOHNSTON	US HIST G&C A	1
7	S	CDS JOHNSTON	WHG: MED/MOD A	1
7	S	CDS JOHNSTON	WHG: MOD WLD A	6
7	S	CDS JOHNSTON	WHG: MOD WLD B	4
7	S	CHAPMAN EL	Health	21
7	S	CHAPMAN EL	History/Social Science	21
7	S	CHAPMAN EL	Mathematics	21
7	S	CHAPMAN EL	Reading/English Language Arts	21
7	S	CHAPMAN EL	Science	21
7	S	CHAPMAN EL DTM	Health	6
7	S	CHAPMAN EL DTM	History/Social Science	6
7	S	CHAPMAN EL DTM	Mathematics	6
7	S	CHAPMAN EL DTM	Reading/English Language Arts	6
7	S	CHAPMAN EL DTM	Science	6
7	S	COMPTON AVE EL	Health	20
7	S	COMPTON AVE EL	History/Social Science	20
7	S	COMPTON AVE EL	Mathematics	20
7	S	COMPTON AVE EL	Reading/English Language Arts	20
7	S	COMPTON AVE EL	Science	20
7	S	CRESTWOOD ST STEAM MG	Health	13
7	S	CRESTWOOD ST STEAM MG	History/Social Science	13
7	S	CRESTWOOD ST STEAM MG	Mathematics	13
7	S	CRESTWOOD ST STEAM MG	Reading/English Language Arts	13
7	S	CRESTWOOD ST STEAM MG	Science	13
7	S	CURTISS MS	ACAD LIT MS 6A	5

***Count of Sufficiency means:** Each class (elementary schools) or section (secondary schools) has verified sufficiency per subject matter.

Board District	Region	School Name	Class/Section Name	*Count of Number of classes/sections verifying sufficiency
7	S	CURTISS MS	ACAD LIT MS 7A	6
7	S	CURTISS MS	ACAD LIT MS 8A	6
7	S	CURTISS MS	CC MATH 6 TUT LAB A	5
7	S	CURTISS MS	CC MATH 6A	5
7	S	CURTISS MS	CC MATH 7 TUT LAB A	3
7	S	CURTISS MS	CC MATH 7A	2
7	S	CURTISS MS	CC MATH 8 TUT LAB A	6
7	S	CURTISS MS	CC MATH 8A	5
7	S	CURTISS MS	ELD 6A	1
7	S	CURTISS MS	ELD 7A	1
7	S	CURTISS MS	ELD 8A	1
7	S	CURTISS MS	ENG ALT CUR 6A	1
7	S	CURTISS MS	ENG ALT CUR 8A	1
7	S	CURTISS MS	ENGLISH 6A	5
7	S	CURTISS MS	ENGLISH 7A	5
7	S	CURTISS MS	ENGLISH 8A	5
7	S	CURTISS MS	ETHN STUDIES-IDTY&CMTY	1
7	S	CURTISS MS	EXPLORATN SCI	2
7	S	CURTISS MS	H ACC CC ALG 1A	1
7	S	CURTISS MS	H ACC CC MATH 7A	1
7	S	CURTISS MS	H ENGLISH 7A	1
7	S	CURTISS MS	H ENGLISH 8A	1
7	S	CURTISS MS	H INTEG SCIENCE 8A	1
7	S	CURTISS MS	H US HIST G&C A	1
7	S	CURTISS MS	H WHG: MED/MOD A	1
7	S	CURTISS MS	HEALTH JH	6
7	S	CURTISS MS	INTEGR SCIENCE 6A	5

***Count of Sufficiency means:** Each class (elementary schools) or section (secondary schools) has verified sufficiency per subject matter.

Board District	Region	School Name	Class/Section Name	*Count of Number of classes/sections verifying sufficiency
7	S	CURTISS MS	INTEGR SCIENCE 8A	5
7	S	CURTISS MS	INTRO SPANISH	2
7	S	CURTISS MS	SPANISH 1A	3
7	S	CURTISS MS	SPANISH 2A	1
7	S	CURTISS MS	US HIST G&C A	5
7	S	CURTISS MS	WHG: ANC CIV A	5
7	S	CURTISS MS	WHG: MED/MOD A	5
7	S	DANA MS	CC GEOMETRY A	1
7	S	DANA MS	CC MATH 6A	18
7	S	DANA MS	CC MATH 7A	16
7	S	DANA MS	CC MATH 8A	17
7	S	DANA MS	CREAT WRT MS A	1
7	S	DANA MS	ELD 6A	2
7	S	DANA MS	ELD 7A	2
7	S	DANA MS	ELD 8A	2
7	S	DANA MS	ENG ALT CUR 6A	1
7	S	DANA MS	ENG ALT CUR 7A	1
7	S	DANA MS	ENGLISH 6A	14
7	S	DANA MS	ENGLISH 7A	13
7	S	DANA MS	ENGLISH 8A	14
7	S	DANA MS	H ACC CC ALG 1A	1
7	S	DANA MS	H ACC CC MATH 7A	1
7	S	DANA MS	H ENGLISH 6A	4
7	S	DANA MS	H ENGLISH 7A	4
7	S	DANA MS	H ENGLISH 8A	4
7	S	DANA MS	H HGH ACC CC MATH 6/7A	1
7	S	DANA MS	H HGH ACC CC MATH 8/ALG1A	1

***Count of Sufficiency means:** Each class (elementary schools) or section (secondary schools) has verified sufficiency per subject matter.

Board District	Region	School Name	Class/Section Name	*Count of Number of classes/sections verifying sufficiency
7	S	DANA MS	H INTEG SCIENCE 7	4
7	S	DANA MS	H INTEG SCIENCE 8A	5
7	S	DANA MS	H INTEGR SCIENCE 6A	4
7	S	DANA MS	H US HIST G&C A	4
7	S	DANA MS	H WHG: ANC CIV A	4
7	S	DANA MS	H WHG: MED/MOD A	4
7	S	DANA MS	INTEG SCIENCE 7	13
7	S	DANA MS	INTEGR SCIENCE 6A	14
7	S	DANA MS	INTEGR SCIENCE 8A	13
7	S	DANA MS	LIT SUCCESS 1A	5
7	S	DANA MS	MS INT NEW ELD A	2
7	S	DANA MS	SCI/HLT AC 7	1
7	S	DANA MS	US HIST G&C A	14
7	S	DANA MS	WHG: ANC CIV A	15
7	S	DANA MS	WHG: MED/MOD A	13
7	S	DE LA TORRE JR EL	ACAD LIT MS 7A	1
7	S	DE LA TORRE JR EL	CC MATH 6A	3
7	S	DE LA TORRE JR EL	CC MATH 7A	3
7	S	DE LA TORRE JR EL	CC MATH 8A	3
7	S	DE LA TORRE JR EL	DEV ELS MS A	2
7	S	DE LA TORRE JR EL	DEV READ MS A	4
7	S	DE LA TORRE JR EL	ELD 6A	1
7	S	DE LA TORRE JR EL	ELD 7A	1
7	S	DE LA TORRE JR EL	ELD 8A	1
7	S	DE LA TORRE JR EL	ENGLISH 6A	4
7	S	DE LA TORRE JR EL	ENGLISH 7A	4
7	S	DE LA TORRE JR EL	ENGLISH 8A	3

***Count of Sufficiency means:** Each class (elementary schools) or section (secondary schools) has verified sufficiency per subject matter.

Board District	Region	School Name	Class/Section Name	*Count of Number of classes/sections verifying sufficiency
7	S	DE LA TORRE JR EL	GEOGRAPHY FOR MS A	6
7	S	DE LA TORRE JR EL	Health	21
7	S	DE LA TORRE JR EL	History/Social Science	21
7	S	DE LA TORRE JR EL	INTEG SCIENCE 7	3
7	S	DE LA TORRE JR EL	INTEGR SCIENCE 6A	3
7	S	DE LA TORRE JR EL	INTEGR SCIENCE 8A	3
7	S	DE LA TORRE JR EL	Mathematics	21
7	S	DE LA TORRE JR EL	MS INT NEW ELD A	2
7	S	DE LA TORRE JR EL	Reading/English Language Arts	21
7	S	DE LA TORRE JR EL	Science	21
7	S	DE LA TORRE JR EL	US HIST G&C A	3
7	S	DE LA TORRE JR EL	WHG: ANC CIV A	3
7	S	DE LA TORRE JR EL	WHG: MED/MOD A	3
7	S	DE LA TORRE STEAM MG	Health	5
7	S	DE LA TORRE STEAM MG	History/Social Science	5
7	S	DE LA TORRE STEAM MG	Mathematics	5
7	S	DE LA TORRE STEAM MG	Reading/English Language Arts	5
7	S	DE LA TORRE STEAM MG	Science	5
7	S	DEL AMO EL	Health	22
7	S	DEL AMO EL	History/Social Science	22
7	S	DEL AMO EL	Mathematics	22
7	S	DEL AMO EL	Reading/English Language Arts	22
7	S	DEL AMO EL	Science	22
7	S	DENKER AVE EL	Health	33
7	S	DENKER AVE EL	History/Social Science	33
7	S	DENKER AVE EL	Mathematics	33
7	S	DENKER AVE EL	Reading/English Language Arts	33

***Count of Sufficiency means:** Each class (elementary schools) or section (secondary schools) has verified sufficiency per subject matter.

Board District	Region	School Name	Class/Section Name	*Count of Number of classes/sections verifying sufficiency
7	S	DENKER AVE EL	Science	33
7	S	DENKER AVE EL DTK	Health	7
7	S	DENKER AVE EL DTK	History/Social Science	7
7	S	DENKER AVE EL DTK	Mathematics	7
7	S	DENKER AVE EL DTK	Reading/English Language Arts	7
7	S	DENKER AVE EL DTK	Science	7
7	S	DODSON MS	ADV H ENG HUMANITIES 7A	2
7	S	DODSON MS	ADV H ENG HUMANITIES 8A	2
7	S	DODSON MS	CC MATH 6A	18
7	S	DODSON MS	CC MATH 7A	13
7	S	DODSON MS	CC MATH 8A	12
7	S	DODSON MS	DEV READ MS A	3
7	S	DODSON MS	ELD 6A	1
7	S	DODSON MS	ELD 7A	1
7	S	DODSON MS	ELD 8A	1
7	S	DODSON MS	ENG ALT CUR 6A	1
7	S	DODSON MS	ENG ALT CUR 7A	1
7	S	DODSON MS	ENG ALT CUR 8A	1
7	S	DODSON MS	ENGLISH 6A	10
7	S	DODSON MS	ENGLISH 7A	8
7	S	DODSON MS	ENGLISH 8A	7
7	S	DODSON MS	EXPLORATN SCI	1
7	S	DODSON MS	H ACC CC ALG 1A	4
7	S	DODSON MS	H ACC CC MATH 7A	4
7	S	DODSON MS	H CC GEOMETRY A	1
7	S	DODSON MS	H ENGLISH 6A	9
7	S	DODSON MS	H ENGLISH 7A	7

***Count of Sufficiency means:** Each class (elementary schools) or section (secondary schools) has verified sufficiency per subject matter.

Board District	Region	School Name	Class/Section Name	*Count of Number of classes/sections verifying sufficiency
7	S	DODSON MS	H ENGLISH 8A	8
7	S	DODSON MS	H HGH ACC CC MATH 6/7A	1
7	S	DODSON MS	H HGH ACC CC MATH 8/ALG1A	1
7	S	DODSON MS	H HUMANIT MS A	1
7	S	DODSON MS	H INTEG SCIENCE 7	9
7	S	DODSON MS	H INTEG SCIENCE 8A	9
7	S	DODSON MS	H INTEGR SCIENCE 6A	10
7	S	DODSON MS	H SPANISH 1A	2
7	S	DODSON MS	H US HIST G&C A	9
7	S	DODSON MS	H WHG: ANC CIV A	9
7	S	DODSON MS	H WHG: MED/MOD A	9
7	S	DODSON MS	INTEG SCIENCE 7	7
7	S	DODSON MS	INTEGR SCIENCE 6A	8
7	S	DODSON MS	INTEGR SCIENCE 8A	6
7	S	DODSON MS	ISCS A	1
7	S	DODSON MS	JOURNLSM MS A	1
7	S	DODSON MS	MS INT NEW ELD A	2
7	S	DODSON MS	SCI/HLT AC 6A	1
7	S	DODSON MS	SCI/HLT AC 7	1
7	S	DODSON MS	US HIST G&C A	6
7	S	DODSON MS	WHG: ANC CIV A	9
7	S	DODSON MS	WHG: MED/MOD A	7
7	S	DOLORES ST EL	Health	21
7	S	DOLORES ST EL	History/Social Science	21
7	S	DOLORES ST EL	Mathematics	21
7	S	DOLORES ST EL	Reading/English Language Arts	21
7	S	DOLORES ST EL	Science	21

***Count of Sufficiency means:** Each class (elementary schools) or section (secondary schools) has verified sufficiency per subject matter.

Board District	Region	School Name	Class/Section Name	*Count of Number of classes/sections verifying sufficiency
7	S	DOMINGUEZ EL	Health	14
7	S	DOMINGUEZ EL	History/Social Science	14
7	S	DOMINGUEZ EL	Mathematics	14
7	S	DOMINGUEZ EL	Reading/English Language Arts	14
7	S	DOMINGUEZ EL	Science	14
7	S	DOMINGUEZ EL DTS	Health	6
7	S	DOMINGUEZ EL DTS	History/Social Science	6
7	S	DOMINGUEZ EL DTS	Mathematics	6
7	S	DOMINGUEZ EL DTS	Reading/English Language Arts	6
7	S	DOMINGUEZ EL DTS	Science	6
7	S	DREW MS	ADV ELD MS 1A	1
7	S	DREW MS	CC MATH 7A	13
7	S	DREW MS	CC MATH 8 TUT LAB A	1
7	S	DREW MS	CC MATH 8A	12
7	S	DREW MS	DEV ELS MS A	2
7	S	DREW MS	DEV MATH MS A	3
7	S	DREW MS	DEV READ MS A	1
7	S	DREW MS	ELD 1A	2
7	S	DREW MS	ELD 2A	2
7	S	DREW MS	ELD MS 3A	1
7	S	DREW MS	ELD MS 4A	1
7	S	DREW MS	ENG ALT CUR 7A	2
7	S	DREW MS	ENG ALT CUR 8A	2
7	S	DREW MS	ENGLISH 7A	8
7	S	DREW MS	ENGLISH 8A	8
7	S	DREW MS	ETHN STUDIES-IDTY&CMTY	1
7	S	DREW MS	EXPLORATN SCI	1

***Count of Sufficiency means:** Each class (elementary schools) or section (secondary schools) has verified sufficiency per subject matter.

Board District	Region	School Name	Class/Section Name	*Count of Number of classes/sections verifying sufficiency
7	S	DREW MS	GEOGRAPHY FOR MS A	1
7	S	DREW MS	H ACC CC MATH 7A	2
7	S	DREW MS	H ENGLISH 7A	4
7	S	DREW MS	H ENGLISH 8A	4
7	S	DREW MS	H HGH ACC CC MATH 8/ALG1A	2
7	S	DREW MS	H INTEG SCIENCE 7	1
7	S	DREW MS	H INTEG SCIENCE 8A	4
7	S	DREW MS	H US HIST G&C A	4
7	S	DREW MS	H WHG: MED/MOD A	4
7	S	DREW MS	HEALTH JH	5
7	S	DREW MS	INTEG SCIENCE 7	8
7	S	DREW MS	INTEGR SCIENCE 8A	11
7	S	DREW MS	JOURNALS MS A	1
7	S	DREW MS	L & L EL MS 1A	4
7	S	DREW MS	L & L EL MS 2A	4
7	S	DREW MS	SPANISH 1A	4
7	S	DREW MS	SPANISH 2A	1
7	S	DREW MS	US HIST G&C A	9
7	S	DREW MS	WHG: MED/MOD A	11
7	S	DREW MS UP PBLC SRVC	ACADEMIC ELD 4A	1
7	S	DREW MS UP PBLC SRVC	ADV ELD SH A	1
7	S	DREW MS UP PBLC SRVC	AP ENG LIT A	1
7	S	DREW MS UP PBLC SRVC	BIOLOGY:LIVING EARTH A	2
7	S	DREW MS UP PBLC SRVC	CC ALG 1 TUT LAB A	2
7	S	DREW MS UP PBLC SRVC	CC ALG 2 TUT LAB A	2
7	S	DREW MS UP PBLC SRVC	CC ALGEBRA 1	2
7	S	DREW MS UP PBLC SRVC	CC ALGEBRA 2A	2

***Count of Sufficiency means:** Each class (elementary schools) or section (secondary schools) has verified sufficiency per subject matter.

Board District	Region	School Name	Class/Section Name	*Count of Number of classes/sections verifying sufficiency
7	S	DREW MS UP PBLC SRVC	CC GEOMETRY A	2
7	S	DREW MS UP PBLC SRVC	DEV MATH SH A	2
7	S	DREW MS UP PBLC SRVC	DEV READ HS A	1
7	S	DREW MS UP PBLC SRVC	EXPOS COMP	1
7	S	DREW MS UP PBLC SRVC	H AM LIT COMP	1
7	S	DREW MS UP PBLC SRVC	H CHEMISTRY:EARTH SYS A	2
7	S	DREW MS UP PBLC SRVC	H ENGLISH 10A	2
7	S	DREW MS UP PBLC SRVC	H ENGLISH 9A	1
7	S	DREW MS UP PBLC SRVC	H INTRO FORENSIC SCI A	2
7	S	DREW MS UP PBLC SRVC	H PHYSIOLOGY A	1
7	S	DREW MS UP PBLC SRVC	H PRIN AM DEMOCR	3
7	S	DREW MS UP PBLC SRVC	H US HIST 20TH A	2
7	S	DREW MS UP PBLC SRVC	H WHG: MOD WLD A	2
7	S	DREW MS UP PBLC SRVC	H WORLD LIT	1
7	S	DREW MS UP PBLC SRVC	INTRO PSYCH	1
7	S	DREW MS UP PBLC SRVC	INTRO TO ETHNIC STUDIES	2
7	S	DREW MS UP PBLC SRVC	MEX AM STU	3
7	S	DREW MS UP PBLC SRVC	MODERN LIT	1
7	S	DREW MS UP PBLC SRVC	PRECALC A	1
7	S	DREW MS UP PBLC SRVC	SPANISH 1A	2
7	S	DREW MS UP PBLC SRVC	SPANISH 2A	2
7	S	DREW MS UP PBLC SRVC	STAT & PROB A	1
7	S	DREW MS UP PBLC SRVC	TC MATH STAT A	2
7	S	DYMALLY SH	ACADEMIC ELD 3A	1
7	S	DYMALLY SH	ACADEMIC ELD 4A	2
7	S	DYMALLY SH	ADV ELD SH 2A	2
7	S	DYMALLY SH	ADV ELD SH A	3

***Count of Sufficiency means:** Each class (elementary schools) or section (secondary schools) has verified sufficiency per subject matter.

Board District	Region	School Name	Class/Section Name	*Count of Number of classes/sections verifying sufficiency
7	S	DYMALLY SH	AFRO-AM LIT	1
7	S	DYMALLY SH	AM LIT COMP	6
7	S	DYMALLY SH	AP BIO A	1
7	S	DYMALLY SH	AP ENG LANG A	1
7	S	DYMALLY SH	AP ENG LIT A	1
7	S	DYMALLY SH	AP SPAN LNG A	2
7	S	DYMALLY SH	AP STATISTICS A	1
7	S	DYMALLY SH	AP US HIST A	1
7	S	DYMALLY SH	BIOLOGY:LIVING EARTH A	16
7	S	DYMALLY SH	BIOMED INNOV A	1
7	S	DYMALLY SH	BIOMED SCI A	1
7	S	DYMALLY SH	CC ALG 1 TUT LAB A	1
7	S	DYMALLY SH	CC ALG 2 TUT LAB A	3
7	S	DYMALLY SH	CC ALGEBRA 1	7
7	S	DYMALLY SH	CC ALGEBRA 2A	7
7	S	DYMALLY SH	CC GEOMETRY A	9
7	S	DYMALLY SH	DEV ELS SH A	2
7	S	DYMALLY SH	DEV MATH SH A	2
7	S	DYMALLY SH	ELD 1A	2
7	S	DYMALLY SH	ELD 2A	2
7	S	DYMALLY SH	ENGLISH 10A	7
7	S	DYMALLY SH	ENGLISH 9A	8
7	S	DYMALLY SH	ENV STU A	1
7	S	DYMALLY SH	EXPOS COMP	6
7	S	DYMALLY SH	FINANCIAL ALGEBRA 2A	2
7	S	DYMALLY SH	GEOG A	1
7	S	DYMALLY SH	GREAT BOOKS	1

***Count of Sufficiency means:** Each class (elementary schools) or section (secondary schools) has verified sufficiency per subject matter.

Board District	Region	School Name	Class/Section Name	*Count of Number of classes/sections verifying sufficiency
7	S	DYMALLY SH	H CC ALGEBRA 2A	1
7	S	DYMALLY SH	H ENGLISH 10A	2
7	S	DYMALLY SH	H ENGLISH 9A	1
7	S	DYMALLY SH	H EXPOS COMP	1
7	S	DYMALLY SH	H PRIN AM DEMOCR	1
7	S	DYMALLY SH	H US HIST 20TH A	1
7	S	DYMALLY SH	H WHG: MOD WLD A	1
7	S	DYMALLY SH	HEALTH SH	5
7	S	DYMALLY SH	HUMANITIES A	1
7	S	DYMALLY SH	INTERACTIONS A	2
7	S	DYMALLY SH	INTRO TO ETHNIC STUDIES	4
7	S	DYMALLY SH	JOURNALISM 1A	1
7	S	DYMALLY SH	MEX AM LIT	2
7	S	DYMALLY SH	MODERN LIT	1
7	S	DYMALLY SH	PRIN AM DEMOCR	4
7	S	DYMALLY SH	SPAN SP 1A	2
7	S	DYMALLY SH	SPAN SP 2A	1
7	S	DYMALLY SH	SPANISH 1A	4
7	S	DYMALLY SH	SPANISH 2A	6
7	S	DYMALLY SH	SPANISH 3A	3
7	S	DYMALLY SH	STAT & PROB A	1
7	S	DYMALLY SH	US HIST 20TH A	7
7	S	DYMALLY SH	WHG: MOD WLD A	7
7	S	DYMALLY SH	WRIT COMM SH A	4
7	S	DYMALLY SH	WRIT SEMINAR A	1
7	S	EAGLE TREE CONTN HS	AM LIT COMP	3
7	S	EAGLE TREE CONTN HS	BIOLOGY:LIVING EARTH A	2

***Count of Sufficiency means:** Each class (elementary schools) or section (secondary schools) has verified sufficiency per subject matter.

Board District	Region	School Name	Class/Section Name	*Count of Number of classes/sections verifying sufficiency
7	S	EAGLE TREE CONTN HS	BIOLOGY:LIVING EARTH B	2
7	S	EAGLE TREE CONTN HS	CC ALG 1 TUT LAB A	1
7	S	EAGLE TREE CONTN HS	CC ALG 2 TUT LAB A	1
7	S	EAGLE TREE CONTN HS	CC ALGEBRA 1	3
7	S	EAGLE TREE CONTN HS	CC ALGEBRA 2A	3
7	S	EAGLE TREE CONTN HS	CC ALGEBRA 2B	4
7	S	EAGLE TREE CONTN HS	CC GEOM TUT LAB A	1
7	S	EAGLE TREE CONTN HS	CC GEOM TUT LAB B	2
7	S	EAGLE TREE CONTN HS	CC GEOMETRY B	1
7	S	EAGLE TREE CONTN HS	ELD 12A	1
7	S	EAGLE TREE CONTN HS	ENGLISH 10A	4
7	S	EAGLE TREE CONTN HS	ENGLISH 10B	3
7	S	EAGLE TREE CONTN HS	ENGLISH 9A	1
7	S	EAGLE TREE CONTN HS	ENGLISH 9B	2
7	S	EAGLE TREE CONTN HS	EXPOS COMP	5
7	S	EAGLE TREE CONTN HS	HEALTH SH	1
7	S	EAGLE TREE CONTN HS	INTERACTIONS A	2
7	S	EAGLE TREE CONTN HS	INTERACTIONS B	2
7	S	EAGLE TREE CONTN HS	PRIN AM DEMOCR	4
7	S	EAGLE TREE CONTN HS	SPANISH 1A	2
7	S	EAGLE TREE CONTN HS	SPANISH 1B	3
7	S	EAGLE TREE CONTN HS	SPANISH 2A	1
7	S	EAGLE TREE CONTN HS	US HIST 20TH A	2
7	S	EAGLE TREE CONTN HS	US HIST 20TH B	4
7	S	EAGLE TREE CONTN HS	WHG: MOD WLD A	1
7	S	EAGLE TREE CONTN HS	WHG: MOD WLD B	2
7	S	EDISON MS	CC MATH 6A	9

***Count of Sufficiency means:** Each class (elementary schools) or section (secondary schools) has verified sufficiency per subject matter.

Board District	Region	School Name	Class/Section Name	*Count of Number of classes/sections verifying sufficiency
7	S	EDISON MS	CC MATH 7A	15
7	S	EDISON MS	CC MATH 8A	17
7	S	EDISON MS	DEV MATH MS A	1
7	S	EDISON MS	DEV READ MS A	1
7	S	EDISON MS	ELD 6A	3
7	S	EDISON MS	ELD 7A	4
7	S	EDISON MS	ELD 8A	2
7	S	EDISON MS	ENG ALT CUR 6A	2
7	S	EDISON MS	ENG ALT CUR 7A	2
7	S	EDISON MS	ENG ALT CUR 8A	3
7	S	EDISON MS	ENGLISH 6A	8
7	S	EDISON MS	ENGLISH 7A	14
7	S	EDISON MS	ENGLISH 8A	13
7	S	EDISON MS	EXPLORATN SCI	1
7	S	EDISON MS	H ACC CC ALG 1A	1
7	S	EDISON MS	H ACC CC MATH 7A	2
7	S	EDISON MS	H ENGLISH 6A	1
7	S	EDISON MS	H ENGLISH 7A	3
7	S	EDISON MS	H ENGLISH 8A	4
7	S	EDISON MS	H INTEG SCIENCE 8A	4
7	S	EDISON MS	H INTEGR SCIENCE 6A	1
7	S	EDISON MS	H US HIST G&C A	4
7	S	EDISON MS	H WHG: ANC CIV A	1
7	S	EDISON MS	H WHG: MED/MOD A	4
7	S	EDISON MS	HEALTH JH	16
7	S	EDISON MS	INTEGR SCIENCE 6A	8
7	S	EDISON MS	INTEGR SCIENCE 8A	12

***Count of Sufficiency means:** Each class (elementary schools) or section (secondary schools) has verified sufficiency per subject matter.

Board District	Region	School Name	Class/Section Name	*Count of Number of classes/sections verifying sufficiency
7	S	EDISON MS	MS INT NEW ELD A	2
7	S	EDISON MS	SCI/HLT AC 6A	2
7	S	EDISON MS	SCI/HLT AC 7	2
7	S	EDISON MS	SPAN SP 1A	1
7	S	EDISON MS	SPAN SP 2A	1
7	S	EDISON MS	US HIST G&C A	12
7	S	EDISON MS	WHG: ANC CIV A	8
7	S	EDISON MS	WHG: MED/MOD A	14
7	S	ESHELMAN AVE EL	Health	20
7	S	ESHELMAN AVE EL	History/Social Science	20
7	S	ESHELMAN AVE EL	Mathematics	20
7	S	ESHELMAN AVE EL	Reading/English Language Arts	20
7	S	ESHELMAN AVE EL	Science	20
7	S	FLEMING MS	ACAD LIT MS 6A	13
7	S	FLEMING MS	ACAD LIT MS 7A	15
7	S	FLEMING MS	ACAD LIT MS 8A	15
7	S	FLEMING MS	CC MATH 6 TUT LAB A	13
7	S	FLEMING MS	CC MATH 6A	13
7	S	FLEMING MS	CC MATH 7 TUT LAB A	15
7	S	FLEMING MS	CC MATH 7A	13
7	S	FLEMING MS	CC MATH 8 TUT LAB A	16
7	S	FLEMING MS	CC MATH 8A	14
7	S	FLEMING MS	DEV ELS MS A	6
7	S	FLEMING MS	DEV MATH MS A	2
7	S	FLEMING MS	DEV READ MS A	7
7	S	FLEMING MS	ELD 6A	3
7	S	FLEMING MS	ELD 7A	2

***Count of Sufficiency means:** Each class (elementary schools) or section (secondary schools) has verified sufficiency per subject matter.

Board District	Region	School Name	Class/Section Name	*Count of Number of classes/sections verifying sufficiency
7	S	FLEMING MS	ELD 8A	1
7	S	FLEMING MS	ENG ALT CUR 6A	2
7	S	FLEMING MS	ENG ALT CUR 7A	2
7	S	FLEMING MS	ENG ALT CUR 8A	2
7	S	FLEMING MS	ENGLISH 6A	11
7	S	FLEMING MS	ENGLISH 7A	13
7	S	FLEMING MS	ENGLISH 8A	13
7	S	FLEMING MS	ETHN STUDIES-IDTY&CMTY	1
7	S	FLEMING MS	EXPL CULIN CHEMISTRY	1
7	S	FLEMING MS	EXPLORATN SCI	6
7	S	FLEMING MS	H ACC CC ALG 1A	1
7	S	FLEMING MS	H ACC CC MATH 7A	2
7	S	FLEMING MS	H ENGLISH 6A	2
7	S	FLEMING MS	H ENGLISH 7A	2
7	S	FLEMING MS	H ENGLISH 8A	2
7	S	FLEMING MS	H INTEG SCIENCE 7	1
7	S	FLEMING MS	H INTEG SCIENCE 8A	2
7	S	FLEMING MS	H INTEGR SCIENCE 6A	4
7	S	FLEMING MS	H US HIST G&C A	3
7	S	FLEMING MS	H WHG: ANC CIV A	2
7	S	FLEMING MS	H WHG: MED/MOD A	2
7	S	FLEMING MS	HEALTH JH	10
7	S	FLEMING MS	INTEG SCIENCE 7	4
7	S	FLEMING MS	INTEGR SCIENCE 6A	9
7	S	FLEMING MS	INTEGR SCIENCE 8A	14
7	S	FLEMING MS	INTRO PHYS COMPUTING A MS	4
7	S	FLEMING MS	INTRO SPANISH	1

***Count of Sufficiency means:** Each class (elementary schools) or section (secondary schools) has verified sufficiency per subject matter.

Board District	Region	School Name	Class/Section Name	*Count of Number of classes/sections verifying sufficiency
7	S	FLEMING MS	JOURNALS MS A	1
7	S	FLEMING MS	MARINE SCI	1
7	S	FLEMING MS	MS INT NEW ELD A	4
7	S	FLEMING MS	SCI/HLT AC 6A	2
7	S	FLEMING MS	SCI/HLT AC 7	2
7	S	FLEMING MS	SPANISH 1A	1
7	S	FLEMING MS	US HIST G&C A	12
7	S	FLEMING MS	WHG: ANC CIV A	11
7	S	FLEMING MS	WHG: MED/MOD A	13
7	S	FLOURNOY EL	Health	18
7	S	FLOURNOY EL	History/Social Science	18
7	S	FLOURNOY EL	Mathematics	18
7	S	FLOURNOY EL	Reading/English Language Arts	18
7	S	FLOURNOY EL	Science	18
7	S	FLOURNOY EL DTS	Health	3
7	S	FLOURNOY EL DTS	History/Social Science	3
7	S	FLOURNOY EL DTS	Mathematics	3
7	S	FLOURNOY EL DTS	Reading/English Language Arts	3
7	S	FLOURNOY EL DTS	Science	3
7	S	FLOURNOY EL STEAM MAG	Health	7
7	S	FLOURNOY EL STEAM MAG	History/Social Science	7
7	S	FLOURNOY EL STEAM MAG	Mathematics	7
7	S	FLOURNOY EL STEAM MAG	Reading/English Language Arts	7
7	S	FLOURNOY EL STEAM MAG	Science	7
7	S	FREMONT SH	AM LIT COMP	1
7	S	FREMONT SH	AMER HIS OF ROCK N ROLL	2
7	S	FREMONT SH	AP ART HIS A	1

***Count of Sufficiency means:** Each class (elementary schools) or section (secondary schools) has verified sufficiency per subject matter.

Board District	Region	School Name	Class/Section Name	*Count of Number of classes/sections verifying sufficiency
7	S	FREMONT SH	AP BIO A	1
7	S	FREMONT SH	AP CALCULUS A	1
7	S	FREMONT SH	AP CALCULUS B	1
7	S	FREMONT SH	AP CHEMISTRY A	1
7	S	FREMONT SH	AP ENG LANG A	3
7	S	FREMONT SH	AP ENG LIT A	3
7	S	FREMONT SH	AP PSYCHOLOG A	2
7	S	FREMONT SH	AP SPAN LNG A	3
7	S	FREMONT SH	AP US HIST A	1
7	S	FREMONT SH	AP WLD HIST A	3
7	S	FREMONT SH	BIOLOGY:LIVING EARTH A	13
7	S	FREMONT SH	BIOLOGY:LIVING EARTH B	1
7	S	FREMONT SH	CC ALG 1 TUT LAB A	16
7	S	FREMONT SH	CC ALG 2 TUT LAB A	14
7	S	FREMONT SH	CC ALG 2B EDGP	1
7	S	FREMONT SH	CC ALGEBRA 1	5
7	S	FREMONT SH	CC ALGEBRA 2A	1
7	S	FREMONT SH	CC GEOM A EDGP	1
7	S	FREMONT SH	CC GEOM B EDGP	1
7	S	FREMONT SH	CC GEOM TUT LAB A	2
7	S	FREMONT SH	CC GEOMETRY A	9
7	S	FREMONT SH	CC GEOMETRY B	1
7	S	FREMONT SH	CC YL ALGEBRA 1 EDGP	1
7	S	FREMONT SH	CHEMISTRY:EARTH SYS A	11
7	S	FREMONT SH	CONS MATH A	2
7	S	FREMONT SH	DEV ELS SH A	1
7	S	FREMONT SH	ECONOMICS	2

***Count of Sufficiency means:** Each class (elementary schools) or section (secondary schools) has verified sufficiency per subject matter.

Board District	Region	School Name	Class/Section Name	*Count of Number of classes/sections verifying sufficiency
7	S	FREMONT SH	ELD 10A	7
7	S	FREMONT SH	ELD 11A	5
7	S	FREMONT SH	ELD 12A	2
7	S	FREMONT SH	ELD 9A	3
7	S	FREMONT SH	ENGLISH 10A	11
7	S	FREMONT SH	ENGLISH 10B	1
7	S	FREMONT SH	ENGLISH 9A	1
7	S	FREMONT SH	ENGLISH 9B	1
7	S	FREMONT SH	ENHAN LIT 9A	17
7	S	FREMONT SH	ERWC A	7
7	S	FREMONT SH	FRENCH 1A	2
7	S	FREMONT SH	GEOG A	1
7	S	FREMONT SH	H CC ALGEBRA 1	1
7	S	FREMONT SH	H CC ALGEBRA 2A	1
7	S	FREMONT SH	H CHEMISTRY:EARTH SYS A	2
7	S	FREMONT SH	H ECONOMICS	2
7	S	FREMONT SH	H ENGLISH 10A	2
7	S	FREMONT SH	H ENGLISH 9A	1
7	S	FREMONT SH	H PRN ENGINEER A	2
7	S	FREMONT SH	HEALTH SH	7
7	S	FREMONT SH	HS INT NEW ELD A	3
7	S	FREMONT SH	HUMANITIES A	4
7	S	FREMONT SH	INTRO TO ETHNIC STUDIES	4
7	S	FREMONT SH	LANG SKLS SH A	1
7	S	FREMONT SH	LAW YOUTH	2
7	S	FREMONT SH	PHYSICS:THE UNIVERSE A	3
7	S	FREMONT SH	PHYSIOLOGY A	3

***Count of Sufficiency means:** Each class (elementary schools) or section (secondary schools) has verified sufficiency per subject matter.

Board District	Region	School Name	Class/Section Name	*Count of Number of classes/sections verifying sufficiency
7	S	FREMONT SH	PRECALC A	4
7	S	FREMONT SH	PRIN AM DEMOCR	9
7	S	FREMONT SH	SPAN ENTRE 3A	1
7	S	FREMONT SH	SPAN SP 1A	4
7	S	FREMONT SH	SPAN SP 2A	2
7	S	FREMONT SH	SPANISH 1A	5
7	S	FREMONT SH	SPANISH 2A	4
7	S	FREMONT SH	US HIST 20TH A	7
7	S	FREMONT SH	WHG M A EDGP	1
7	S	FREMONT SH	WHG: MOD WLD A	13
7	S	FREMONT SH	WHG: MOD WLD B	1
7	S	FRIES AVE EL	Health	28
7	S	FRIES AVE EL	History/Social Science	28
7	S	FRIES AVE EL	Mathematics	28
7	S	FRIES AVE EL	Reading/English Language Arts	28
7	S	FRIES AVE EL	Science	28
7	S	GARDENA EL	Health	20
7	S	GARDENA EL	History/Social Science	20
7	S	GARDENA EL	Mathematics	20
7	S	GARDENA EL	Reading/English Language Arts	20
7	S	GARDENA EL	Science	20
7	S	GARDENA EL DTS	Health	6
7	S	GARDENA EL DTS	History/Social Science	6
7	S	GARDENA EL DTS	Mathematics	6
7	S	GARDENA EL DTS	Reading/English Language Arts	6
7	S	GARDENA EL DTS	Science	6
7	S	GARDENA SH	ACADEMIC ELD 3A	1

***Count of Sufficiency means:** Each class (elementary schools) or section (secondary schools) has verified sufficiency per subject matter.

Board District	Region	School Name	Class/Section Name	*Count of Number of classes/sections verifying sufficiency
7	S	GARDENA SH	ACADEMIC ELD 4A	1
7	S	GARDENA SH	ADV ELD SH 2A	4
7	S	GARDENA SH	AM LIT COMP	7
7	S	GARDENA SH	AMER HIS OF ROCK N ROLL	1
7	S	GARDENA SH	AP ENV SCI A	1
7	S	GARDENA SH	AP PRE-CALC A	1
7	S	GARDENA SH	AP US HIST A	1
7	S	GARDENA SH	BIOLOGY:LIVING EARTH A	8
7	S	GARDENA SH	CC ALG 1 TUT LAB A	11
7	S	GARDENA SH	CC ALG 2 TUT LAB A	11
7	S	GARDENA SH	CC ALGEBRA 2B	1
7	S	GARDENA SH	CC GEOMETRY A	9
7	S	GARDENA SH	CHEMISTRY:EARTH SYS A	7
7	S	GARDENA SH	CONS MATH A	3
7	S	GARDENA SH	ECONOMICS	7
7	S	GARDENA SH	ELD 1A	1
7	S	GARDENA SH	ELD 2A	1
7	S	GARDENA SH	ENGLISH 10A	7
7	S	GARDENA SH	ENGLISH 9A	11
7	S	GARDENA SH	ERWC A	7
7	S	GARDENA SH	H AM LIT COMP	1
7	S	GARDENA SH	H CC ALGEBRA 1	1
7	S	GARDENA SH	H CC ALGEBRA 2A	2
7	S	GARDENA SH	H ECONOMICS	1
7	S	GARDENA SH	H ENGLISH 10A	2
7	S	GARDENA SH	H ENGLISH 9A	2
7	S	GARDENA SH	H MODERN LIT	1

***Count of Sufficiency means:** Each class (elementary schools) or section (secondary schools) has verified sufficiency per subject matter.

Board District	Region	School Name	Class/Section Name	*Count of Number of classes/sections verifying sufficiency
7	S	GARDENA SH	H PRN ENGINEER A	1
7	S	GARDENA SH	H WHG: MOD WLD A	2
7	S	GARDENA SH	HEALTH SH	4
7	S	GARDENA SH	INT DESIGN A	2
7	S	GARDENA SH	INTERACTIONS A	2
7	S	GARDENA SH	INTRO PSYCH	2
7	S	GARDENA SH	INTRO TO ETHNIC STUDIES	1
7	S	GARDENA SH	KOREAN 1A	2
7	S	GARDENA SH	KOREAN 2A	1
7	S	GARDENA SH	LAT AM STU	3
7	S	GARDENA SH	MARINE BIO A	2
7	S	GARDENA SH	PHYSICS:THE UNIVERSE A	1
7	S	GARDENA SH	PHYSIOLOGY A	4
7	S	GARDENA SH	PRECALC A	3
7	S	GARDENA SH	SPAN SP 1A	1
7	S	GARDENA SH	SPAN SP 2A	1
7	S	GARDENA SH	SPANISH 1A	5
7	S	GARDENA SH	SPANISH 2A	5
7	S	GARDENA SH	TC MATH STAT A	3
7	S	GARDENA SH	US HIST 20TH A	7
7	S	GARDENA SH	WHG: MOD WLD A	9
7	S	GOMPERS MS	ACAD LIT MS 6A	5
7	S	GOMPERS MS	ACAD LIT MS 7A	4
7	S	GOMPERS MS	ACAD LIT MS 8A	4
7	S	GOMPERS MS	ADV ELD MS 1A	2
7	S	GOMPERS MS	CC MATH 6 TUT LAB A	7
7	S	GOMPERS MS	CC MATH 6A	7

***Count of Sufficiency means:** Each class (elementary schools) or section (secondary schools) has verified sufficiency per subject matter.

Board District	Region	School Name	Class/Section Name	*Count of Number of classes/sections verifying sufficiency
7	S	GOMPERS MS	CC MATH 7 TUT LAB A	8
7	S	GOMPERS MS	CC MATH 7A	7
7	S	GOMPERS MS	CC MATH 8 TUT LAB A	7
7	S	GOMPERS MS	CC MATH 8A	6
7	S	GOMPERS MS	DEV ELS MS A	1
7	S	GOMPERS MS	DEV MATH MS A	3
7	S	GOMPERS MS	DEV READ MS A	3
7	S	GOMPERS MS	ELD 1A	2
7	S	GOMPERS MS	ELD 2A	2
7	S	GOMPERS MS	ELD MS 3A	2
7	S	GOMPERS MS	ELD MS 4A	1
7	S	GOMPERS MS	ENG ALT CUR 6A	1
7	S	GOMPERS MS	ENG ALT CUR 7A	2
7	S	GOMPERS MS	ENG ALT CUR 8A	2
7	S	GOMPERS MS	ENGLISH 6A	7
7	S	GOMPERS MS	ENGLISH 7A	6
7	S	GOMPERS MS	ENGLISH 8A	6
7	S	GOMPERS MS	ETHN STUDIES-IDTY&CMTY	1
7	S	GOMPERS MS	EXPLORATN SCI	1
7	S	GOMPERS MS	H ACC CC ALG 1A	1
7	S	GOMPERS MS	H ACC CC MATH 7A	1
7	S	GOMPERS MS	H CREAT WRT MS A	2
7	S	GOMPERS MS	H ENGLISH 6A	1
7	S	GOMPERS MS	H ENGLISH 7A	1
7	S	GOMPERS MS	H ENGLISH 8A	1
7	S	GOMPERS MS	H INTEG SCIENCE 7	1
7	S	GOMPERS MS	H INTEG SCIENCE 8A	1

***Count of Sufficiency means:** Each class (elementary schools) or section (secondary schools) has verified sufficiency per subject matter.

Board District	Region	School Name	Class/Section Name	*Count of Number of classes/sections verifying sufficiency
7	S	GOMPERS MS	H INTEGR SCIENCE 6A	1
7	S	GOMPERS MS	H US HIST G&C A	1
7	S	GOMPERS MS	H WHG: ANC CIV A	1
7	S	GOMPERS MS	H WHG: MED/MOD A	1
7	S	GOMPERS MS	INTEG SCIENCE 7	5
7	S	GOMPERS MS	INTEGR SCIENCE 6A	6
7	S	GOMPERS MS	INTEGR SCIENCE 8A	6
7	S	GOMPERS MS	JOURNALS MS A	2
7	S	GOMPERS MS	L & L EL MS 1A	1
7	S	GOMPERS MS	L & L EL MS 2A	2
7	S	GOMPERS MS	LIT SUCCESS 1A	2
7	S	GOMPERS MS	LIT SUCCESS 2A	1
7	S	GOMPERS MS	SCI/HLT AC 6A	1
7	S	GOMPERS MS	SCI/HLT AC 7	2
7	S	GOMPERS MS	US HIST G&C A	6
7	S	GOMPERS MS	WHG: ANC CIV A	6
7	S	GOMPERS MS	WHG: MED/MOD A	7
7	S	GOMPERS MS UP MED MAG	ADV ELD SH 2A	1
7	S	GOMPERS MS UP MED MAG	ADV ELD SH A	1
7	S	GOMPERS MS UP MED MAG	AM LIT COMP	1
7	S	GOMPERS MS UP MED MAG	AP CALC A EDGL	1
7	S	GOMPERS MS UP MED MAG	AP PRE-CALC A	1
7	S	GOMPERS MS UP MED MAG	AP SPAN LNG A	1
7	S	GOMPERS MS UP MED MAG	ASTRONOMY A	1
7	S	GOMPERS MS UP MED MAG	BIOLOGY:LIVING EARTH A	1
7	S	GOMPERS MS UP MED MAG	CC ALGEBRA 2A	2
7	S	GOMPERS MS UP MED MAG	CHEMISTRY:EARTH SYS A	1

***Count of Sufficiency means:** Each class (elementary schools) or section (secondary schools) has verified sufficiency per subject matter.

Board District	Region	School Name	Class/Section Name	*Count of Number of classes/sections verifying sufficiency
7	S	GOMPERS MS UP MED MAG	CREAT WRIT	1
7	S	GOMPERS MS UP MED MAG	ENGLISH 10A	1
7	S	GOMPERS MS UP MED MAG	ENGLISH 9A	1
7	S	GOMPERS MS UP MED MAG	H CHEMISTRY:EARTH SYS A	1
7	S	GOMPERS MS UP MED MAG	H WHG: MOD WLD A	1
7	S	GOMPERS MS UP MED MAG	HEALTH SH	1
7	S	GOMPERS MS UP MED MAG	L & L EL SH 2A	1
7	S	GOMPERS MS UP MED MAG	L & L EL SH A	1
7	S	GOMPERS MS UP MED MAG	SPAN SP 1A	1
7	S	GOMPERS MS UP MED MAG	SPANISH 1A	2
7	S	GOMPERS MS UP MED MAG	SPANISH 1B	1
7	S	GOMPERS MS UP MED MAG	SPANISH 2A	2
7	S	GOMPERS MS UP MED MAG	US HIST 20TH A	2
7	S	GRAHAM EL	Health	24
7	S	GRAHAM EL	History/Social Science	24
7	S	GRAHAM EL	Mathematics	24
7	S	GRAHAM EL	Reading/English Language Arts	24
7	S	GRAHAM EL	Science	24
7	S	GRAHAM EL DTS	Health	9
7	S	GRAHAM EL DTS	History/Social Science	9
7	S	GRAHAM EL DTS	Mathematics	9
7	S	GRAHAM EL DTS	Reading/English Language Arts	9
7	S	GRAHAM EL DTS	Science	9
7	S	GRAPE ST EL	Health	18
7	S	GRAPE ST EL	History/Social Science	18
7	S	GRAPE ST EL	Mathematics	18
7	S	GRAPE ST EL	Reading/English Language Arts	18

***Count of Sufficiency means:** Each class (elementary schools) or section (secondary schools) has verified sufficiency per subject matter.

Board District	Region	School Name	Class/Section Name	*Count of Number of classes/sections verifying sufficiency
7	S	GRAPE ST EL	Science	18
7	S	GRIFFITH JNR VAPA MG	Health	5
7	S	GRIFFITH JNR VAPA MG	History/Social Science	5
7	S	GRIFFITH JNR VAPA MG	Mathematics	5
7	S	GRIFFITH JNR VAPA MG	Reading/English Language Arts	5
7	S	GRIFFITH JNR VAPA MG	Science	5
7	S	GRIFFITH JOYNER EL	Health	20
7	S	GRIFFITH JOYNER EL	History/Social Science	20
7	S	GRIFFITH JOYNER EL	Mathematics	20
7	S	GRIFFITH JOYNER EL	Reading/English Language Arts	20
7	S	GRIFFITH JOYNER EL	Science	20
7	S	GULF AVE EL	Health	32
7	S	GULF AVE EL	History/Social Science	32
7	S	GULF AVE EL	Mathematics	32
7	S	GULF AVE EL	Reading/English Language Arts	32
7	S	GULF AVE EL	Science	32
7	S	GULF AVE EL STEAM MAG	Health	6
7	S	GULF AVE EL STEAM MAG	History/Social Science	6
7	S	GULF AVE EL STEAM MAG	Mathematics	6
7	S	GULF AVE EL STEAM MAG	Reading/English Language Arts	6
7	S	GULF AVE EL STEAM MAG	Science	6
7	S	HALLDALE EL	Health	32
7	S	HALLDALE EL	History/Social Science	32
7	S	HALLDALE EL	Mathematics	32
7	S	HALLDALE EL	Reading/English Language Arts	32
7	S	HALLDALE EL	Science	32
7	S	HARBOR CITY EL	Health	27

***Count of Sufficiency means:** Each class (elementary schools) or section (secondary schools) has verified sufficiency per subject matter.

Board District	Region	School Name	Class/Section Name	*Count of Number of classes/sections verifying sufficiency
7	S	HARBOR CITY EL	History/Social Science	27
7	S	HARBOR CITY EL	Mathematics	27
7	S	HARBOR CITY EL	Reading/English Language Arts	27
7	S	HARBOR CITY EL	Science	27
7	S	HAWAIIAN AVE EL	Health	19
7	S	HAWAIIAN AVE EL	History/Social Science	19
7	S	HAWAIIAN AVE EL	Mathematics	19
7	S	HAWAIIAN AVE EL	Reading/English Language Arts	19
7	S	HAWAIIAN AVE EL	Science	19
7	S	HAWAIIAN AVE STEAM MG	Health	5
7	S	HAWAIIAN AVE STEAM MG	History/Social Science	5
7	S	HAWAIIAN AVE STEAM MG	Mathematics	5
7	S	HAWAIIAN AVE STEAM MG	Reading/English Language Arts	5
7	S	HAWAIIAN AVE STEAM MG	Science	5
7	S	HOPE HS	ADV ELD SH 2A	1
7	S	HOPE HS	ADV ELD SH 2B	2
7	S	HOPE HS	ADV ELD SH A	2
7	S	HOPE HS	AM LIT COMP	1
7	S	HOPE HS	BIO:LIVING EARTH A EDGP	3
7	S	HOPE HS	BIO:LIVING EARTH B EDGP	4
7	S	HOPE HS	BRITISH LIT EDGP	2
7	S	HOPE HS	CC ALG 1A EDGP	1
7	S	HOPE HS	CC ALG 1B EDGP	1
7	S	HOPE HS	CC ALG 2A EDGP	2
7	S	HOPE HS	CC ALG 2B EDGP	2
7	S	HOPE HS	CC ALGEBRA 1	1
7	S	HOPE HS	CC ALGEBRA 2A	1

***Count of Sufficiency means:** Each class (elementary schools) or section (secondary schools) has verified sufficiency per subject matter.

Board District	Region	School Name	Class/Section Name	*Count of Number of classes/sections verifying sufficiency
7	S	HOPE HS	CC ALGEBRA 2B	1
7	S	HOPE HS	CC ENG 10B EDGP	1
7	S	HOPE HS	CC ENG 11A EDGP	1
7	S	HOPE HS	CC ENG 11B EDGP	1
7	S	HOPE HS	CC GEOM A EDGP	1
7	S	HOPE HS	CC GEOM B EDGP	3
7	S	HOPE HS	CC GEOMETRY A	1
7	S	HOPE HS	CC GEOMETRY B	1
7	S	HOPE HS	ECONOMICS	1
7	S	HOPE HS	ECONOMICS EDGP	3
7	S	HOPE HS	ENGLISH 10A	1
7	S	HOPE HS	ENGLISH 10B	1
7	S	HOPE HS	ENGLISH 9A	1
7	S	HOPE HS	ENGLISH 9B	1
7	S	HOPE HS	ERW A EDGP	1
7	S	HOPE HS	EXPOS COMP	1
7	S	HOPE HS	GEOG A	1
7	S	HOPE HS	INTERACTIONS A	1
7	S	HOPE HS	INTERACTIONS B	1
7	S	HOPE HS	L & L EL SH 2A	1
7	S	HOPE HS	L & L EL SH A	1
7	S	HOPE HS	LAW & YOUTH SE	1
7	S	HOPE HS	MEX AM LIT	1
7	S	HOPE HS	PRIN AM DEM EDGP	4
7	S	HOPE HS	PRIN AM DEMOCR	1
7	S	HOPE HS	PSYCH A EDGP	1
7	S	HOPE HS	SPAN 1A EDG	3

***Count of Sufficiency means:** Each class (elementary schools) or section (secondary schools) has verified sufficiency per subject matter.

Board District	Region	School Name	Class/Section Name	*Count of Number of classes/sections verifying sufficiency
7	S	HOPE HS	SPAN 1B EDG	3
7	S	HOPE HS	SPAN 2A EDG	2
7	S	HOPE HS	SPAN 2B EDG	5
7	S	HOPE HS	US HIST 20TH A	1
7	S	HOPE HS	US HIST 20TH B	1
7	S	HOPE HS	US HIST A EDGP	3
7	S	HOPE HS	US HIST B EDGP	4
7	S	HOPE HS	WHG: MOD WLD A	1
7	S	HOPE HS	WHG: MOD WLD B	1
7	S	ISAACS AVALON HS	ADV ELD SH 2B	2
7	S	ISAACS AVALON HS	ADV ELD SH B	1
7	S	ISAACS AVALON HS	AM LIT COMP	3
7	S	ISAACS AVALON HS	BIOLOGY:LIVING EARTH A	2
7	S	ISAACS AVALON HS	BIOLOGY:LIVING EARTH B	2
7	S	ISAACS AVALON HS	CC ALG 1 TUT LAB A	1
7	S	ISAACS AVALON HS	CC ALG 1 TUT LAB B	1
7	S	ISAACS AVALON HS	CC ALGEBRA 1	3
7	S	ISAACS AVALON HS	CC ALGEBRA 2A	5
7	S	ISAACS AVALON HS	CC ALGEBRA 2B	2
7	S	ISAACS AVALON HS	CC GEOMETRY A	2
7	S	ISAACS AVALON HS	CC GEOMETRY B	1
7	S	ISAACS AVALON HS	CHEMISTRY:EARTH SYS A	2
7	S	ISAACS AVALON HS	CHEMISTRY:EARTH SYS B	2
7	S	ISAACS AVALON HS	ECONOMICS	4
7	S	ISAACS AVALON HS	ENGLISH 10A	5
7	S	ISAACS AVALON HS	ENGLISH 10B	5
7	S	ISAACS AVALON HS	ENGLISH 9A	4

***Count of Sufficiency means:** Each class (elementary schools) or section (secondary schools) has verified sufficiency per subject matter.

Board District	Region	School Name	Class/Section Name	*Count of Number of classes/sections verifying sufficiency
7	S	ISAACS AVALON HS	ENGLISH 9B	4
7	S	ISAACS AVALON HS	EXPOS COMP	4
7	S	ISAACS AVALON HS	HEALTH SH	1
7	S	ISAACS AVALON HS	INTRO PSYCH	1
7	S	ISAACS AVALON HS	INTRO TO ETHNIC STUDIES	1
7	S	ISAACS AVALON HS	L & L EL SH 2A	1
7	S	ISAACS AVALON HS	L & L EL SH 2B	1
7	S	ISAACS AVALON HS	L & L EL SH A	1
7	S	ISAACS AVALON HS	MODERN LIT	5
7	S	ISAACS AVALON HS	PRIN AM DEMOCR	4
7	S	ISAACS AVALON HS	SPANISH 1A	1
7	S	ISAACS AVALON HS	SPANISH 1B	1
7	S	ISAACS AVALON HS	SPANISH 2A	1
7	S	ISAACS AVALON HS	SPANISH 2B	1
7	S	ISAACS AVALON HS	US HIST 20TH A	5
7	S	ISAACS AVALON HS	US HIST 20TH B	4
7	S	ISAACS AVALON HS	WHG: MOD WLD A	4
7	S	ISAACS AVALON HS	WHG: MOD WLD B	5
7	S	JORDAN SH	AM LIT COMP	8
7	S	JORDAN SH	AP BIO A	1
7	S	JORDAN SH	AP COMP SCI PRIN A	1
7	S	JORDAN SH	AP ENG LANG A	1
7	S	JORDAN SH	AP ENG LIT A	1
7	S	JORDAN SH	AP GOVT & POL	1
7	S	JORDAN SH	AP SPAN LNG A	2
7	S	JORDAN SH	AP ST ART 2D A	1
7	S	JORDAN SH	AP STATISTICS A	1

***Count of Sufficiency means:** Each class (elementary schools) or section (secondary schools) has verified sufficiency per subject matter.

Board District	Region	School Name	Class/Section Name	*Count of Number of classes/sections verifying sufficiency
7	S	JORDAN SH	BIOLOGY:LIVING EARTH A	9
7	S	JORDAN SH	CC ALGEBRA 1	10
7	S	JORDAN SH	CC ALGEBRA 2A	7
7	S	JORDAN SH	CC GEOMETRY A	7
7	S	JORDAN SH	CREAT WRIT	1
7	S	JORDAN SH	DEV ELS SH A	1
7	S	JORDAN SH	DEV MATH SH A	1
7	S	JORDAN SH	DEV READ HS A	1
7	S	JORDAN SH	ENGLISH 10A	8
7	S	JORDAN SH	ENGLISH 9A	9
7	S	JORDAN SH	EXPOS COMP	8
7	S	JORDAN SH	FRENCH 1A	1
7	S	JORDAN SH	H BIOLOGY:LIVING EARTH A	1
7	S	JORDAN SH	H CC ALGEBRA 1	2
7	S	JORDAN SH	H CC GEOMETRY A	4
7	S	JORDAN SH	H ENGLISH 10A	2
7	S	JORDAN SH	H ENGLISH 9A	1
7	S	JORDAN SH	H PHYSICS:THE UNIVERSE A	2
7	S	JORDAN SH	H WHG: MOD WLD A	2
7	S	JORDAN SH	HS INT NEW ELD A	7
7	S	JORDAN SH	INT DATA SCI A	3
7	S	JORDAN SH	INTERACTIONS A	2
7	S	JORDAN SH	INTRO TO ETHNIC STUDIES	11
7	S	JORDAN SH	JOURNALISM 1A	2
7	S	JORDAN SH	MARINE BIO A	2
7	S	JORDAN SH	PHYSICS:THE UNIVERSE A	6
7	S	JORDAN SH	PRIN AM DEMOCR	7

***Count of Sufficiency means:** Each class (elementary schools) or section (secondary schools) has verified sufficiency per subject matter.

Board District	Region	School Name	Class/Section Name	*Count of Number of classes/sections verifying sufficiency
7	S	JORDAN SH	SPAN SP 1A	4
7	S	JORDAN SH	SPAN SP 2A	1
7	S	JORDAN SH	SPANISH 1A	2
7	S	JORDAN SH	SPANISH 2A	4
7	S	JORDAN SH	SPANISH 3A	2
7	S	JORDAN SH	US HIST 20TH A	10
7	S	JORDAN SH	WHG: MOD WLD A	7
7	S	KING-DREW SH MD/S MG	ACADEMIC ELD 3A	1
7	S	KING-DREW SH MD/S MG	ADV ELD SH 2A	2
7	S	KING-DREW SH MD/S MG	ADV ELD SH A	1
7	S	KING-DREW SH MD/S MG	AM LIT COMP	4
7	S	KING-DREW SH MD/S MG	AP AFRICAN-AM STU A	1
7	S	KING-DREW SH MD/S MG	AP BIO A	1
7	S	KING-DREW SH MD/S MG	AP CALCULUS A	2
7	S	KING-DREW SH MD/S MG	AP CALCULUS B	1
7	S	KING-DREW SH MD/S MG	AP CHEMISTRY A	1
7	S	KING-DREW SH MD/S MG	AP COMP SCI A CTE A	1
7	S	KING-DREW SH MD/S MG	AP COMP SCI PRIN A CTE	3
7	S	KING-DREW SH MD/S MG	AP ENG LANG A	3
7	S	KING-DREW SH MD/S MG	AP ENG LIT A	2
7	S	KING-DREW SH MD/S MG	AP ENV SCI A	2
7	S	KING-DREW SH MD/S MG	AP FR LANG A	2
7	S	KING-DREW SH MD/S MG	AP GOVT & POL	3
7	S	KING-DREW SH MD/S MG	AP HUMAN GEO A	1
7	S	KING-DREW SH MD/S MG	AP LATIN A	1
7	S	KING-DREW SH MD/S MG	AP PHYSICS 1A	2
7	S	KING-DREW SH MD/S MG	AP PRE-CALC A	1

***Count of Sufficiency means:** Each class (elementary schools) or section (secondary schools) has verified sufficiency per subject matter.

Board District	Region	School Name	Class/Section Name	*Count of Number of classes/sections verifying sufficiency
7	S	KING-DREW SH MD/S MG	AP PSYCHOLOG A	2
7	S	KING-DREW SH MD/S MG	AP SPAN LIT A	2
7	S	KING-DREW SH MD/S MG	AP SPAN LNG A	3
7	S	KING-DREW SH MD/S MG	AP ST ART 2D A	1
7	S	KING-DREW SH MD/S MG	AP ST ART DR A	1
7	S	KING-DREW SH MD/S MG	AP STATISTICS A	1
7	S	KING-DREW SH MD/S MG	AP US HIST A	2
7	S	KING-DREW SH MD/S MG	AP WLD HIST A	3
7	S	KING-DREW SH MD/S MG	BIOLOGY:LIVING EARTH A	12
7	S	KING-DREW SH MD/S MG	CC ALGEBRA 1	12
7	S	KING-DREW SH MD/S MG	CC ALGEBRA 2A	9
7	S	KING-DREW SH MD/S MG	CC GEOMETRY A	10
7	S	KING-DREW SH MD/S MG	CHEMISTRY:EARTH SYS A	10
7	S	KING-DREW SH MD/S MG	DEV MATH SH A	1
7	S	KING-DREW SH MD/S MG	DEV READ HS A	2
7	S	KING-DREW SH MD/S MG	ENGLISH 10A	8
7	S	KING-DREW SH MD/S MG	ENGLISH 9A	11
7	S	KING-DREW SH MD/S MG	ERWC A	3
7	S	KING-DREW SH MD/S MG	EXPOS COMP	2
7	S	KING-DREW SH MD/S MG	FRENCH 1A	3
7	S	KING-DREW SH MD/S MG	FRENCH 2A	1
7	S	KING-DREW SH MD/S MG	H ADV MATH A	2
7	S	KING-DREW SH MD/S MG	H AM LIT COMP	7
7	S	KING-DREW SH MD/S MG	H BIOLOGY:LIVING EARTH A	4
7	S	KING-DREW SH MD/S MG	H CC ALGEBRA 1	3
7	S	KING-DREW SH MD/S MG	H CC ALGEBRA 2A	3
7	S	KING-DREW SH MD/S MG	H CC GEOMETRY A	4

***Count of Sufficiency means:** Each class (elementary schools) or section (secondary schools) has verified sufficiency per subject matter.

Board District	Region	School Name	Class/Section Name	*Count of Number of classes/sections verifying sufficiency
7	S	KING-DREW SH MD/S MG	H CHEMISTRY:EARTH SYS A	4
7	S	KING-DREW SH MD/S MG	H ENGLISH 10A	6
7	S	KING-DREW SH MD/S MG	H ENGLISH 9A	5
7	S	KING-DREW SH MD/S MG	H EXPOS COMP	6
7	S	KING-DREW SH MD/S MG	H FRENCH 2A	2
7	S	KING-DREW SH MD/S MG	H FRENCH 3A	2
7	S	KING-DREW SH MD/S MG	H PHYSICS:THE UNIVERSE A	2
7	S	KING-DREW SH MD/S MG	H PHYSIOLOGY A	2
7	S	KING-DREW SH MD/S MG	H PRIN AM DEMOCR	5
7	S	KING-DREW SH MD/S MG	H SPAN SP 2A	1
7	S	KING-DREW SH MD/S MG	H SPANISH 2A	2
7	S	KING-DREW SH MD/S MG	H SPANISH 3A	1
7	S	KING-DREW SH MD/S MG	H US HIST 20TH A	7
7	S	KING-DREW SH MD/S MG	H WHG: MOD WLD A	3
7	S	KING-DREW SH MD/S MG	HEALTH SH	6
7	S	KING-DREW SH MD/S MG	INTRO PSYCH	3
7	S	KING-DREW SH MD/S MG	INTRO TO ETHNIC STUDIES	7
7	S	KING-DREW SH MD/S MG	LATIN 1A	2
7	S	KING-DREW SH MD/S MG	LATIN 2A	2
7	S	KING-DREW SH MD/S MG	LATIN 3A	1
7	S	KING-DREW SH MD/S MG	MARINE BIO A	2
7	S	KING-DREW SH MD/S MG	PHYSICS:THE UNIVERSE A	4
7	S	KING-DREW SH MD/S MG	PHYSIOLOGY A	4
7	S	KING-DREW SH MD/S MG	PRECALC A	5
7	S	KING-DREW SH MD/S MG	PRIN AM DEMOCR	5
7	S	KING-DREW SH MD/S MG	SPAN SP 1A	3
7	S	KING-DREW SH MD/S MG	SPAN SP 2A	2

***Count of Sufficiency means:** Each class (elementary schools) or section (secondary schools) has verified sufficiency per subject matter.

Board District	Region	School Name	Class/Section Name	*Count of Number of classes/sections verifying sufficiency
7	S	KING-DREW SH MD/S MG	SPANISH 1A	9
7	S	KING-DREW SH MD/S MG	SPANISH 2A	5
7	S	KING-DREW SH MD/S MG	SPANISH 3A	2
7	S	KING-DREW SH MD/S MG	STAT & PROB A	1
7	S	KING-DREW SH MD/S MG	TC MATH STAT A	2
7	S	KING-DREW SH MD/S MG	US HIST 20TH A	4
7	S	KING-DREW SH MD/S MG	WHG: MOD WLD A	8
7	S	KNOX EL	Health	33
7	S	KNOX EL	History/Social Science	33
7	S	KNOX EL	Mathematics	33
7	S	KNOX EL	Reading/English Language Arts	33
7	S	KNOX EL	Science	33
7	S	KNOX EL DTS	Health	3
7	S	KNOX EL DTS	History/Social Science	3
7	S	KNOX EL DTS	Mathematics	3
7	S	KNOX EL DTS	Reading/English Language Arts	3
7	S	KNOX EL DTS	Science	3
7	S	KNOX EL VAPA MAG	Health	6
7	S	KNOX EL VAPA MAG	History/Social Science	6
7	S	KNOX EL VAPA MAG	Mathematics	6
7	S	KNOX EL VAPA MAG	Reading/English Language Arts	6
7	S	KNOX EL VAPA MAG	Science	6
7	S	LEAPWOOD EL	Health	20
7	S	LEAPWOOD EL	History/Social Science	20
7	S	LEAPWOOD EL	Mathematics	20
7	S	LEAPWOOD EL	Reading/English Language Arts	20
7	S	LEAPWOOD EL	Science	20

***Count of Sufficiency means:** Each class (elementary schools) or section (secondary schools) has verified sufficiency per subject matter.

Board District	Region	School Name	Class/Section Name	*Count of Number of classes/sections verifying sufficiency
7	S	LELAND ST EL	Health	21
7	S	LELAND ST EL	History/Social Science	21
7	S	LELAND ST EL	Mathematics	21
7	S	LELAND ST EL	Reading/English Language Arts	21
7	S	LELAND ST EL	Science	21
7	S	LELAND ST EL GA MAG	Health	5
7	S	LELAND ST EL GA MAG	History/Social Science	5
7	S	LELAND ST EL GA MAG	Mathematics	5
7	S	LELAND ST EL GA MAG	Reading/English Language Arts	5
7	S	LELAND ST EL GA MAG	Science	5
7	S	LOMITA EL M/S/T MAG	Health	36
7	S	LOMITA EL M/S/T MAG	History/Social Science	36
7	S	LOMITA EL M/S/T MAG	Mathematics	36
7	S	LOMITA EL M/S/T MAG	Reading/English Language Arts	36
7	S	LOMITA EL M/S/T MAG	Science	36
7	S	MARKHAM MS	ADV ELD MS 1A	1
7	S	MARKHAM MS	ADV ELD MS 2A	1
7	S	MARKHAM MS	B READ MS A	9
7	S	MARKHAM MS	CC MATH 6A	8
7	S	MARKHAM MS	CC MATH 7A	12
7	S	MARKHAM MS	CC MATH 8A	10
7	S	MARKHAM MS	DEV READ MS A	2
7	S	MARKHAM MS	ELD 1A	2
7	S	MARKHAM MS	ELD 2A	2
7	S	MARKHAM MS	ELD MS 3A	1
7	S	MARKHAM MS	ELD MS 4A	1
7	S	MARKHAM MS	ENG ALT CUR 6A	1

***Count of Sufficiency means:** Each class (elementary schools) or section (secondary schools) has verified sufficiency per subject matter.

Board District	Region	School Name	Class/Section Name	*Count of Number of classes/sections verifying sufficiency
7	S	MARKHAM MS	ENG ALT CUR 7A	2
7	S	MARKHAM MS	ENG ALT CUR 8A	4
7	S	MARKHAM MS	ENGLISH 6A	10
7	S	MARKHAM MS	ENGLISH 7A	11
7	S	MARKHAM MS	ENGLISH 8A	9
7	S	MARKHAM MS	ETHN STUDIES-IDTY&CMTY	1
7	S	MARKHAM MS	EXPLORATN SCI	8
7	S	MARKHAM MS	H ENGLISH 7A	1
7	S	MARKHAM MS	H ENGLISH 8A	1
7	S	MARKHAM MS	H INTEG SCIENCE 7	1
7	S	MARKHAM MS	H INTEG SCIENCE 8A	1
7	S	MARKHAM MS	H US HIST G&C A	1
7	S	MARKHAM MS	H WHG: MED/MOD A	1
7	S	MARKHAM MS	INTEG SCIENCE 7	11
7	S	MARKHAM MS	INTEGR SCIENCE 6A	8
7	S	MARKHAM MS	INTEGR SCIENCE 8A	9
7	S	MARKHAM MS	JOURNALS MS A	1
7	S	MARKHAM MS	L & L EL MS 1A	6
7	S	MARKHAM MS	LANG SKLS MS A	4
7	S	MARKHAM MS	SCI/HLT AC 6A	1
7	S	MARKHAM MS	SCI/HLT AC 7	3
7	S	MARKHAM MS	US HIST G&C A	10
7	S	MARKHAM MS	WHG: ANC CIV A	10
7	S	MARKHAM MS	WHG: MED/MOD A	9
7	S	MCKINLEY AVE EL	Health	32
7	S	MCKINLEY AVE EL	History/Social Science	32
7	S	MCKINLEY AVE EL	Mathematics	32

***Count of Sufficiency means:** Each class (elementary schools) or section (secondary schools) has verified sufficiency per subject matter.

Board District	Region	School Name	Class/Section Name	*Count of Number of classes/sections verifying sufficiency
7	S	MCKINLEY AVE EL	Reading/English Language Arts	32
7	S	MCKINLEY AVE EL	Science	32
7	S	MEYLER ST EL	Health	35
7	S	MEYLER ST EL	History/Social Science	35
7	S	MEYLER ST EL	Mathematics	35
7	S	MEYLER ST EL	Reading/English Language Arts	35
7	S	MEYLER ST EL	Science	35
7	S	MEYLER ST EL DTS	Health	6
7	S	MEYLER ST EL DTS	History/Social Science	6
7	S	MEYLER ST EL DTS	Mathematics	6
7	S	MEYLER ST EL DTS	Reading/English Language Arts	6
7	S	MEYLER ST EL DTS	Science	6
7	S	MIRAMONTE EL	Health	26
7	S	MIRAMONTE EL	History/Social Science	26
7	S	MIRAMONTE EL	Mathematics	26
7	S	MIRAMONTE EL	Reading/English Language Arts	26
7	S	MIRAMONTE EL	Science	26
7	S	MIRAMONTE EL DTS	Health	12
7	S	MIRAMONTE EL DTS	History/Social Science	12
7	S	MIRAMONTE EL DTS	Mathematics	12
7	S	MIRAMONTE EL DTS	Reading/English Language Arts	12
7	S	MIRAMONTE EL DTS	Science	12
7	S	MONETA HS	ADV ELD SH 2A	1
7	S	MONETA HS	ADV ELD SH A	1
7	S	MONETA HS	AM LIT COMP	5
7	S	MONETA HS	BIOLOGY:LIVING EARTH A	3
7	S	MONETA HS	BIOLOGY:LIVING EARTH B	4

***Count of Sufficiency means:** Each class (elementary schools) or section (secondary schools) has verified sufficiency per subject matter.

Board District	Region	School Name	Class/Section Name	*Count of Number of classes/sections verifying sufficiency
7	S	MONETA HS	CC ALGEBRA 1	5
7	S	MONETA HS	CC ALGEBRA 2A	4
7	S	MONETA HS	CC ALGEBRA 2B	2
7	S	MONETA HS	CC GEOMETRY A	4
7	S	MONETA HS	CC GEOMETRY B	3
7	S	MONETA HS	CHEMISTRY:EARTH SYS A	3
7	S	MONETA HS	CHEMISTRY:EARTH SYS B	2
7	S	MONETA HS	ECONOMICS	3
7	S	MONETA HS	ENGLISH 10A	3
7	S	MONETA HS	ENGLISH 10B	2
7	S	MONETA HS	ENGLISH 9A	3
7	S	MONETA HS	ENGLISH 9B	2
7	S	MONETA HS	EXPOS COMP	5
7	S	MONETA HS	HEALTH SH	3
7	S	MONETA HS	INTRO PSYCH	1
7	S	MONETA HS	INTRO SOCIO	1
7	S	MONETA HS	INTRO TO ETHNIC STUDIES	1
7	S	MONETA HS	L & L EL SH A	1
7	S	MONETA HS	MODERN LIT	3
7	S	MONETA HS	PRIN AM DEMOCR	3
7	S	MONETA HS	READ IMPR A	1
7	S	MONETA HS	SPANISH 1A	6
7	S	MONETA HS	SPANISH 1B	5
7	S	MONETA HS	SPANISH 2A	2
7	S	MONETA HS	SPANISH 2B	3
7	S	MONETA HS	US HIST 20TH A	4
7	S	MONETA HS	US HIST 20TH B	5

***Count of Sufficiency means:** Each class (elementary schools) or section (secondary schools) has verified sufficiency per subject matter.

Board District	Region	School Name	Class/Section Name	*Count of Number of classes/sections verifying sufficiency
7	S	MONETA HS	WHG: MOD WLD A	5
7	S	MONETA HS	WHG: MOD WLD B	1
7	S	MOORE M/S/T ACAD	Health	21
7	S	MOORE M/S/T ACAD	History/Social Science	21
7	S	MOORE M/S/T ACAD	Mathematics	21
7	S	MOORE M/S/T ACAD	Reading/English Language Arts	21
7	S	MOORE M/S/T ACAD	Science	21
7	S	NARBONNE SH	AFRO-AM HIST	1
7	S	NARBONNE SH	AM LIT COMP	5
7	S	NARBONNE SH	AP CALCULUS A	1
7	S	NARBONNE SH	AP ENG LANG A	2
7	S	NARBONNE SH	AP GOVT & POL	2
7	S	NARBONNE SH	AP HUMAN GEO A	2
7	S	NARBONNE SH	AP MACRO ECONO	2
7	S	NARBONNE SH	AP SPAN LNG A	1
7	S	NARBONNE SH	AP US HIST A	2
7	S	NARBONNE SH	AP WLD HIST A	1
7	S	NARBONNE SH	BIOCHEMISTRY OF FOODS A	1
7	S	NARBONNE SH	BIOLOGY:LIVING EARTH A	3
7	S	NARBONNE SH	BRILLE SH A	3
7	S	NARBONNE SH	CC ALG 1 TUT LAB A	15
7	S	NARBONNE SH	CC ALGEBRA 2A	13
7	S	NARBONNE SH	CC GEOMETRY A	6
7	S	NARBONNE SH	CHEMISTRY:EARTH SYS A	5
7	S	NARBONNE SH	CONS MATH A	1
7	S	NARBONNE SH	CONSTITN LAW A	1
7	S	NARBONNE SH	DEV READ HS A	1

***Count of Sufficiency means:** Each class (elementary schools) or section (secondary schools) has verified sufficiency per subject matter.

Board District	Region	School Name	Class/Section Name	*Count of Number of classes/sections verifying sufficiency
7	S	NARBONNE SH	ENGLISH 10A	5
7	S	NARBONNE SH	ENGLISH 9A	10
7	S	NARBONNE SH	ENV STU A	2
7	S	NARBONNE SH	EXPOS COMP	4
7	S	NARBONNE SH	FRENCH 1A	1
7	S	NARBONNE SH	FRENCH 2A	1
7	S	NARBONNE SH	H ADV COMP	4
7	S	NARBONNE SH	H AM LIT COMP	6
7	S	NARBONNE SH	H BIOLOGY:LIVING EARTH A	3
7	S	NARBONNE SH	H CC GEOMETRY A	3
7	S	NARBONNE SH	H CHEMISTRY:EARTH SYS A	4
7	S	NARBONNE SH	H ENGLISH 10A	5
7	S	NARBONNE SH	H ENGLISH 9A	3
7	S	NARBONNE SH	H EXPOS COMP	2
7	S	NARBONNE SH	H HUMANITIES A	2
7	S	NARBONNE SH	H MARINE BIO A	2
7	S	NARBONNE SH	H PHYSICS:THE UNIVERSE A	1
7	S	NARBONNE SH	H PHYSIOLOGY A	3
7	S	NARBONNE SH	H PRECALC A	2
7	S	NARBONNE SH	H STATISTICS A	4
7	S	NARBONNE SH	H US HIST 20TH A	4
7	S	NARBONNE SH	H WHG: MOD WLD A	3
7	S	NARBONNE SH	HEALTH SH	6
7	S	NARBONNE SH	HS INT NEW ELD A	2
7	S	NARBONNE SH	ID EXPOR THR ETH STU	2
7	S	NARBONNE SH	INTRO PSYCH	3
7	S	NARBONNE SH	INTRO TO ETHNIC STUDIES	6

***Count of Sufficiency means:** Each class (elementary schools) or section (secondary schools) has verified sufficiency per subject matter.

Board District	Region	School Name	Class/Section Name	*Count of Number of classes/sections verifying sufficiency
7	S	NARBONNE SH	MATH NON EQUIV COL	1
7	S	NARBONNE SH	SPAN SP 1A	1
7	S	NARBONNE SH	SPAN SP 2A	2
7	S	NARBONNE SH	SPANISH 1A	5
7	S	NARBONNE SH	SPANISH 2A	9
7	S	NARBONNE SH	SPANISH 3A	1
7	S	NARBONNE SH	TC MATH STAT A	2
7	S	NARBONNE SH	US HIST 20TH A	5
7	S	NARBONNE SH	WHG: MOD WLD A	8
7	S	NARBONNE SH HARTS LA	ADV ELD SH A	1
7	S	NARBONNE SH HARTS LA	AP ENG LANG A	1
7	S	NARBONNE SH HARTS LA	AP ENG LIT A	1
7	S	NARBONNE SH HARTS LA	AP GOVT & POL	1
7	S	NARBONNE SH HARTS LA	AP HUMAN GEO A	1
7	S	NARBONNE SH HARTS LA	AP PRE-CALC A	1
7	S	NARBONNE SH HARTS LA	AP SPAN LNG A	1
7	S	NARBONNE SH HARTS LA	AP ST ART 2D A	1
7	S	NARBONNE SH HARTS LA	AP US HIST A	1
7	S	NARBONNE SH HARTS LA	AP WLD HIST A	1
7	S	NARBONNE SH HARTS LA	BIOLOGY:LIVING EARTH A	3
7	S	NARBONNE SH HARTS LA	CC ALG 1 TUT LAB A	3
7	S	NARBONNE SH HARTS LA	CC ALG 2 TUT LAB A	3
7	S	NARBONNE SH HARTS LA	CC ALGEBRA 1	2
7	S	NARBONNE SH HARTS LA	CC ALGEBRA 2A	3
7	S	NARBONNE SH HARTS LA	CC GEOMETRY A	2
7	S	NARBONNE SH HARTS LA	CHEMISTRY:EARTH SYS A	2
7	S	NARBONNE SH HARTS LA	DEV MATH SH A	2

***Count of Sufficiency means:** Each class (elementary schools) or section (secondary schools) has verified sufficiency per subject matter.

Board District	Region	School Name	Class/Section Name	*Count of Number of classes/sections verifying sufficiency
7	S	NARBONNE SH HARTS LA	DEV READ HS A	4
7	S	NARBONNE SH HARTS LA	ELD 1A	2
7	S	NARBONNE SH HARTS LA	ENGLISH 10A	2
7	S	NARBONNE SH HARTS LA	ENGLISH 9A	2
7	S	NARBONNE SH HARTS LA	ERWC A	3
7	S	NARBONNE SH HARTS LA	GEOG A	2
7	S	NARBONNE SH HARTS LA	H BIOLOGY:LIVING EARTH A	1
7	S	NARBONNE SH HARTS LA	H CC ALGEBRA 1	1
7	S	NARBONNE SH HARTS LA	H CC GEOMETRY A	1
7	S	NARBONNE SH HARTS LA	H CHEMISTRY:EARTH SYS A	1
7	S	NARBONNE SH HARTS LA	H ENGLISH 10A	1
7	S	NARBONNE SH HARTS LA	H ENGLISH 9A	1
7	S	NARBONNE SH HARTS LA	H INTRO FORENSIC SCI A	3
7	S	NARBONNE SH HARTS LA	HEALTH SH	1
7	S	NARBONNE SH HARTS LA	INTRO PSYCH	1
7	S	NARBONNE SH HARTS LA	INTRO TO ETHNIC STUDIES	1
7	S	NARBONNE SH HARTS LA	JOURNALISM 1A	1
7	S	NARBONNE SH HARTS LA	JOURNALISM 2A	1
7	S	NARBONNE SH HARTS LA	MOV BD AWARE A	1
7	S	NARBONNE SH HARTS LA	PRECALC A	1
7	S	NARBONNE SH HARTS LA	PRIN AM DEMOCR	3
7	S	NARBONNE SH HARTS LA	SPANISH 1A	3
7	S	NARBONNE SH HARTS LA	SPANISH 2A	3
7	S	NARBONNE SH HARTS LA	SPEECH A	1
7	S	NARBONNE SH HARTS LA	US HIST 20TH A	3
7	S	NARBONNE SH HARTS LA	WHG: MOD WLD A	2
7	S	NORMONT EL	Health	14

***Count of Sufficiency means:** Each class (elementary schools) or section (secondary schools) has verified sufficiency per subject matter.

Board District	Region	School Name	Class/Section Name	*Count of Number of classes/sections verifying sufficiency
7	S	NORMONT EL	History/Social Science	14
7	S	NORMONT EL	Mathematics	14
7	S	NORMONT EL	Reading/English Language Arts	14
7	S	NORMONT EL	Science	14
7	S	NORMONT EL DTS	Health	6
7	S	NORMONT EL DTS	History/Social Science	6
7	S	NORMONT EL DTS	Mathematics	6
7	S	NORMONT EL DTS	Reading/English Language Arts	6
7	S	NORMONT EL DTS	Science	6
7	S	PARK WSTN PL EL	Health	22
7	S	PARK WSTN PL EL	History/Social Science	22
7	S	PARK WSTN PL EL	Mathematics	22
7	S	PARK WSTN PL EL	Reading/English Language Arts	22
7	S	PARK WSTN PL EL	Science	22
7	S	PARK WSTRN GSTEAM MAG	Health	10
7	S	PARK WSTRN GSTEAM MAG	History/Social Science	10
7	S	PARK WSTRN GSTEAM MAG	Mathematics	10
7	S	PARK WSTRN GSTEAM MAG	Reading/English Language Arts	10
7	S	PARK WSTRN GSTEAM MAG	Science	10
7	S	PARMELEE AVE EL	Health	34
7	S	PARMELEE AVE EL	History/Social Science	34
7	S	PARMELEE AVE EL	Mathematics	34
7	S	PARMELEE AVE EL	Reading/English Language Arts	34
7	S	PARMELEE AVE EL	Science	34
7	S	PARMELEE AVE EL DTS	Health	13
7	S	PARMELEE AVE EL DTS	History/Social Science	13
7	S	PARMELEE AVE EL DTS	Mathematics	13

***Count of Sufficiency means:** Each class (elementary schools) or section (secondary schools) has verified sufficiency per subject matter.

Board District	Region	School Name	Class/Section Name	*Count of Number of classes/sections verifying sufficiency
7	S	PARMELEE AVE EL DTS	Reading/English Language Arts	13
7	S	PARMELEE AVE EL DTS	Science	13
7	S	PATTON HS	ADV ELD SH 2A	1
7	S	PATTON HS	AM LIT COMP	5
7	S	PATTON HS	BIOLOGY:LIVING EARTH A	2
7	S	PATTON HS	BIOLOGY:LIVING EARTH B	2
7	S	PATTON HS	BRITISH LIT EDG	2
7	S	PATTON HS	CC ALGEBRA 1	3
7	S	PATTON HS	CC ALGEBRA 2A	4
7	S	PATTON HS	CC ALGEBRA 2B	2
7	S	PATTON HS	CC GEOMETRY A	2
7	S	PATTON HS	CC GEOMETRY B	4
7	S	PATTON HS	CHEMISTRY:EARTH SYS A	1
7	S	PATTON HS	CHEMISTRY:EARTH SYS B	4
7	S	PATTON HS	ECONOMICS	5
7	S	PATTON HS	ENGLISH 10A	2
7	S	PATTON HS	ENGLISH 10B	2
7	S	PATTON HS	ENGLISH 9A	4
7	S	PATTON HS	ENGLISH 9B	4
7	S	PATTON HS	EXPOS COMP	6
7	S	PATTON HS	INTRO PSYCH	5
7	S	PATTON HS	INTRO SOCIO	1
7	S	PATTON HS	MEX AM LIT	2
7	S	PATTON HS	PRIN AM DEMOCR	3
7	S	PATTON HS	SPANISH 1A	2
7	S	PATTON HS	SPANISH 2A	1
7	S	PATTON HS	SPANISH 2B	3

***Count of Sufficiency means:** Each class (elementary schools) or section (secondary schools) has verified sufficiency per subject matter.

Board District	Region	School Name	Class/Section Name	*Count of Number of classes/sections verifying sufficiency
7	S	PATTON HS	US HIST 20TH A	5
7	S	PATTON HS	US HIST 20TH B	5
7	S	PATTON HS	WHG: MOD WLD A	2
7	S	PATTON HS	WHG: MOD WLD B	3
7	S	PEARY MS	ACAD LIT MS 7A	1
7	S	PEARY MS	ADV ELD MS 1A	4
7	S	PEARY MS	B READ MS A	13
7	S	PEARY MS	CC MATH 6 TUT LAB A	16
7	S	PEARY MS	CC MATH 6A	15
7	S	PEARY MS	CC MATH 7 TUT LAB A	17
7	S	PEARY MS	CC MATH 8 TUT LAB A	16
7	S	PEARY MS	DEV MATH MS A	3
7	S	PEARY MS	DEV READ MS A	13
7	S	PEARY MS	ELD 1A	1
7	S	PEARY MS	ENG ALT CUR 6A	3
7	S	PEARY MS	ENG ALT CUR 7A	3
7	S	PEARY MS	ENG ALT CUR 8A	3
7	S	PEARY MS	ENGLISH 6A	12
7	S	PEARY MS	ETHN STUDIES-IDTY&CMTY	1
7	S	PEARY MS	H CREAT WRT MS A	2
7	S	PEARY MS	H CREAT WRT MS B	1
7	S	PEARY MS	H ENGLISH 6A	3
7	S	PEARY MS	H INTEG SCIENCE 7	1
7	S	PEARY MS	H INTEG SCIENCE 8A	2
7	S	PEARY MS	H INTEGR SCIENCE 6A	3
7	S	PEARY MS	H US HIST G&C A	1
7	S	PEARY MS	H WHG: ANC CIV A	3

***Count of Sufficiency means:** Each class (elementary schools) or section (secondary schools) has verified sufficiency per subject matter.

Board District	Region	School Name	Class/Section Name	*Count of Number of classes/sections verifying sufficiency
7	S	PEARY MS	H WHG: MED/MOD A	2
7	S	PEARY MS	INTEG SCIENCE 7	7
7	S	PEARY MS	INTEGR SCIENCE 6A	14
7	S	PEARY MS	INTEGR SCIENCE 8A	8
7	S	PEARY MS	JOURNALS MS A	3
7	S	PEARY MS	LANG SKLS MS A	3
7	S	PEARY MS	SCI/HLT AC 6A	3
7	S	PEARY MS	SCI/HLT AC 7	3
7	S	PEARY MS	SP LANG/CUL INTERM SP A	1
7	S	PEARY MS	SPEECH MS A	3
7	S	PEARY MS	US HIST G&C A	6
7	S	PEARY MS	WHG: ANC CIV A	13
7	S	PEARY MS	WHG: MED/MOD A	8
7	S	PRESIDENT AVE EL	Health	23
7	S	PRESIDENT AVE EL	History/Social Science	23
7	S	PRESIDENT AVE EL	Mathematics	23
7	S	PRESIDENT AVE EL	Reading/English Language Arts	23
7	S	PRESIDENT AVE EL	Science	23
7	S	PRESIDENT AVE EL DTS	Health	8
7	S	PRESIDENT AVE EL DTS	History/Social Science	8
7	S	PRESIDENT AVE EL DTS	Mathematics	8
7	S	PRESIDENT AVE EL DTS	Reading/English Language Arts	8
7	S	PRESIDENT AVE EL DTS	Science	8
7	S	PT FERMIN EL MR/S MG	Health	14
7	S	PT FERMIN EL MR/S MG	History/Social Science	14
7	S	PT FERMIN EL MR/S MG	Mathematics	14
7	S	PT FERMIN EL MR/S MG	Reading/English Language Arts	14

***Count of Sufficiency means:** Each class (elementary schools) or section (secondary schools) has verified sufficiency per subject matter.

Board District	Region	School Name	Class/Section Name	*Count of Number of classes/sections verifying sufficiency
7	S	PT FERMIN EL MR/S MG	Science	14
7	S	PURCHE AV EL STEAM MG	Health	5
7	S	PURCHE AV EL STEAM MG	History/Social Science	5
7	S	PURCHE AV EL STEAM MG	Mathematics	5
7	S	PURCHE AV EL STEAM MG	Reading/English Language Arts	5
7	S	PURCHE AV EL STEAM MG	Science	5
7	S	PURCHE AVE EL	Health	20
7	S	PURCHE AVE EL	History/Social Science	20
7	S	PURCHE AVE EL	Mathematics	20
7	S	PURCHE AVE EL	Reading/English Language Arts	20
7	S	PURCHE AVE EL	Science	20
7	S	RANCHO DOMNGZ PREP	ACADEMIC ELD 3A	1
7	S	RANCHO DOMNGZ PREP	ACADEMIC ELD 4A	2
7	S	RANCHO DOMNGZ PREP	ADV ELD MS 1A	1
7	S	RANCHO DOMNGZ PREP	ADV ELD SH A	1
7	S	RANCHO DOMNGZ PREP	AFRO-AM LIT	2
7	S	RANCHO DOMNGZ PREP	AM LIT COMP	4
7	S	RANCHO DOMNGZ PREP	AP ENG LANG A	1
7	S	RANCHO DOMNGZ PREP	AP ENG LIT A	1
7	S	RANCHO DOMNGZ PREP	AP GOVT & POL	1
7	S	RANCHO DOMNGZ PREP	AP ST ART DR A	1
7	S	RANCHO DOMNGZ PREP	AP US HIST A	1
7	S	RANCHO DOMNGZ PREP	AP WLD HIST A	1
7	S	RANCHO DOMNGZ PREP	BIOLOGY:LIVING EARTH A	3
7	S	RANCHO DOMNGZ PREP	CC ALGEBRA 1	6
7	S	RANCHO DOMNGZ PREP	CC ALGEBRA 2A	4
7	S	RANCHO DOMNGZ PREP	CC GEOMETRY A	6

***Count of Sufficiency means:** Each class (elementary schools) or section (secondary schools) has verified sufficiency per subject matter.

Board District	Region	School Name	Class/Section Name	*Count of Number of classes/sections verifying sufficiency
7	S	RANCHO DOMNGZ PREP	CC MATH 6A	3
7	S	RANCHO DOMNGZ PREP	CC MATH 7A	2
7	S	RANCHO DOMNGZ PREP	CC MATH 8A	3
7	S	RANCHO DOMNGZ PREP	CHEMISTRY:EARTH SYS A	7
7	S	RANCHO DOMNGZ PREP	CONSTITN LAW A	1
7	S	RANCHO DOMNGZ PREP	DEV ELS MS A	1
7	S	RANCHO DOMNGZ PREP	DEV MATH MS A	2
7	S	RANCHO DOMNGZ PREP	DEV MATH SH A	5
7	S	RANCHO DOMNGZ PREP	ECONOMICS	2
7	S	RANCHO DOMNGZ PREP	ELD 2A	2
7	S	RANCHO DOMNGZ PREP	ENGLISH 10A	4
7	S	RANCHO DOMNGZ PREP	ENGLISH 6A	2
7	S	RANCHO DOMNGZ PREP	ENGLISH 7A	1
7	S	RANCHO DOMNGZ PREP	ENGLISH 8A	2
7	S	RANCHO DOMNGZ PREP	ENGLISH 9A	4
7	S	RANCHO DOMNGZ PREP	ENV STU A	2
7	S	RANCHO DOMNGZ PREP	ERWC A	3
7	S	RANCHO DOMNGZ PREP	EXPOS COMP	1
7	S	RANCHO DOMNGZ PREP	GREAT BOOKS	2
7	S	RANCHO DOMNGZ PREP	H BIOLOGY:LIVING EARTH A	2
7	S	RANCHO DOMNGZ PREP	H ENGLISH 10A	2
7	S	RANCHO DOMNGZ PREP	H ENGLISH 6A	1
7	S	RANCHO DOMNGZ PREP	H ENGLISH 7A	1
7	S	RANCHO DOMNGZ PREP	H ENGLISH 8A	1
7	S	RANCHO DOMNGZ PREP	H ENGLISH 9A	2
7	S	RANCHO DOMNGZ PREP	H INTEG SCIENCE 7	1
7	S	RANCHO DOMNGZ PREP	H INTEG SCIENCE 8A	1

***Count of Sufficiency means:** Each class (elementary schools) or section (secondary schools) has verified sufficiency per subject matter.

Board District	Region	School Name	Class/Section Name	*Count of Number of classes/sections verifying sufficiency
7	S	RANCHO DOMNGZ PREP	H INTEGR SCIENCE 6A	1
7	S	RANCHO DOMNGZ PREP	H PHYSICS:THE UNIVERSE A	1
7	S	RANCHO DOMNGZ PREP	H US HIST G&C A	1
7	S	RANCHO DOMNGZ PREP	H WHG: ANC CIV A	1
7	S	RANCHO DOMNGZ PREP	H WHG: MED/MOD A	1
7	S	RANCHO DOMNGZ PREP	HEALTH JH	1
7	S	RANCHO DOMNGZ PREP	HEALTH SH	4
7	S	RANCHO DOMNGZ PREP	HUMANITIES A	1
7	S	RANCHO DOMNGZ PREP	INTEGR SCIENCE 6A	2
7	S	RANCHO DOMNGZ PREP	INTEGR SCIENCE 8A	2
7	S	RANCHO DOMNGZ PREP	INTRO TO ETHNIC STUDIES	2
7	S	RANCHO DOMNGZ PREP	JOURNALISM 1A	1
7	S	RANCHO DOMNGZ PREP	JOURNALISM 2A	1
7	S	RANCHO DOMNGZ PREP	JOURNALISM 3A	1
7	S	RANCHO DOMNGZ PREP	JOURNALS MS A	1
7	S	RANCHO DOMNGZ PREP	PHYSICS:THE UNIVERSE A	1
7	S	RANCHO DOMNGZ PREP	PRECALC A	1
7	S	RANCHO DOMNGZ PREP	PRIN AM DEMOCR	2
7	S	RANCHO DOMNGZ PREP	SPANISH 1A	4
7	S	RANCHO DOMNGZ PREP	SPANISH 2A	4
7	S	RANCHO DOMNGZ PREP	SPANISH 2B EDGL	1
7	S	RANCHO DOMNGZ PREP	SPANISH 3A	1
7	S	RANCHO DOMNGZ PREP	SPANISH 4A	1
7	S	RANCHO DOMNGZ PREP	SPEECH A	1
7	S	RANCHO DOMNGZ PREP	STAT & PROB A	1
7	S	RANCHO DOMNGZ PREP	US HIST 20TH A	4
7	S	RANCHO DOMNGZ PREP	US HIST A EDGVP	1

***Count of Sufficiency means:** Each class (elementary schools) or section (secondary schools) has verified sufficiency per subject matter.

Board District	Region	School Name	Class/Section Name	*Count of Number of classes/sections verifying sufficiency
7	S	RANCHO DOMNGZ PREP	US HIST B EDGVP	1
7	S	RANCHO DOMNGZ PREP	US HIST G&C A	2
7	S	RANCHO DOMNGZ PREP	WHG: ANC CIV A	2
7	S	RANCHO DOMNGZ PREP	WHG: MED/MOD A	1
7	S	RANCHO DOMNGZ PREP	WHG: MOD WLD A	5
7	S	RANCHO DOMNGZ PREP	WIND PERC MS A	1
7	S	RILEY HS CYESIS	ADV ELD SH A	1
7	S	RILEY HS CYESIS	ADV ELD SH B	1
7	S	RILEY HS CYESIS	AM LIT COMP	1
7	S	RILEY HS CYESIS	BIOLOGY:LIVING EARTH A	3
7	S	RILEY HS CYESIS	BIOLOGY:LIVING EARTH B	2
7	S	RILEY HS CYESIS	CC ALG 1 TUT LAB A	1
7	S	RILEY HS CYESIS	CC ALG 2 TUT LAB B	1
7	S	RILEY HS CYESIS	CC ALGEBRA 1	5
7	S	RILEY HS CYESIS	CC ALGEBRA 2B	1
7	S	RILEY HS CYESIS	CC GEOM TUT LAB B	1
7	S	RILEY HS CYESIS	CC GEOMETRY A	3
7	S	RILEY HS CYESIS	CC GEOMETRY B	1
7	S	RILEY HS CYESIS	CC MATH 8A	1
7	S	RILEY HS CYESIS	CHEMISTRY:EARTH SYS A	1
7	S	RILEY HS CYESIS	ELD 1A	1
7	S	RILEY HS CYESIS	ENGLISH 10A	2
7	S	RILEY HS CYESIS	ENGLISH 10B	1
7	S	RILEY HS CYESIS	ENGLISH 8A	1
7	S	RILEY HS CYESIS	ENGLISH 9A	1
7	S	RILEY HS CYESIS	ENGLISH 9B	1
7	S	RILEY HS CYESIS	ENV STU A	1

***Count of Sufficiency means:** Each class (elementary schools) or section (secondary schools) has verified sufficiency per subject matter.

Board District	Region	School Name	Class/Section Name	*Count of Number of classes/sections verifying sufficiency
7	S	RILEY HS CYESIS	ENV STU B	1
7	S	RILEY HS CYESIS	INTEGR SCIENCE 8A	1
7	S	RILEY HS CYESIS	INTERACTIONS B	1
7	S	RILEY HS CYESIS	INTRO TO ETHNIC STUDIES	1
7	S	RILEY HS CYESIS	LAW YOUTH	1
7	S	RILEY HS CYESIS	PRIN AM DEMOCR	1
7	S	RILEY HS CYESIS	SPANISH 1A	3
7	S	RILEY HS CYESIS	SPANISH 2B	1
7	S	RILEY HS CYESIS	US HIST 20TH A	2
7	S	RILEY HS CYESIS	US HIST 20TH B	2
7	S	RILEY HS CYESIS	US HIST G&C A	1
7	S	RILEY HS CYESIS	WHG: MOD WLD A	3
7	S	RILEY HS CYESIS	WHG: MOD WLD B	3
7	S	RILEY HS CYESIS	WORLD LIT	1
7	S	RITTER EL	Health	13
7	S	RITTER EL	History/Social Science	13
7	S	RITTER EL	Mathematics	13
7	S	RITTER EL	Reading/English Language Arts	13
7	S	RITTER EL	Science	13
7	S	RIVERA LC COM & TECH	ACADEMIC ELD 3A	1
7	S	RIVERA LC COM & TECH	ACADEMIC ELD 4A	1
7	S	RIVERA LC COM & TECH	ADV ELD SH 2A	1
7	S	RIVERA LC COM & TECH	ADV ELD SH A	1
7	S	RIVERA LC COM & TECH	AM LIT COMP	4
7	S	RIVERA LC COM & TECH	AP CALCULUS A	1
7	S	RIVERA LC COM & TECH	AP COMP SCI PRIN A CTE	1
7	S	RIVERA LC COM & TECH	AP ENG LANG A	1

***Count of Sufficiency means:** Each class (elementary schools) or section (secondary schools) has verified sufficiency per subject matter.

Board District	Region	School Name	Class/Section Name	*Count of Number of classes/sections verifying sufficiency
7	S	RIVERA LC COM & TECH	AP ENG LIT A	1
7	S	RIVERA LC COM & TECH	AP ENV SCI A	1
7	S	RIVERA LC COM & TECH	AP GOVT & POL	1
7	S	RIVERA LC COM & TECH	AP SPAN LIT A	1
7	S	RIVERA LC COM & TECH	AP US HIST A	1
7	S	RIVERA LC COM & TECH	ASIAN STU	4
7	S	RIVERA LC COM & TECH	CC ALGEBRA 1	1
7	S	RIVERA LC COM & TECH	CC ALGEBRA 2A	4
7	S	RIVERA LC COM & TECH	CC GEOMETRY A	4
7	S	RIVERA LC COM & TECH	CC MATH BRDG	1
7	S	RIVERA LC COM & TECH	CONS MATH A	1
7	S	RIVERA LC COM & TECH	CREAT WRIT	1
7	S	RIVERA LC COM & TECH	DEV MATH SH A	1
7	S	RIVERA LC COM & TECH	DEV READ HS A	2
7	S	RIVERA LC COM & TECH	ELD 1A	2
7	S	RIVERA LC COM & TECH	ELD 2A	2
7	S	RIVERA LC COM & TECH	ENGLISH 10A	4
7	S	RIVERA LC COM & TECH	ENGLISH 9A	4
7	S	RIVERA LC COM & TECH	ENV STU A	3
7	S	RIVERA LC COM & TECH	H CC ALGEBRA 2A	1
7	S	RIVERA LC COM & TECH	H CC GEOMETRY A	1
7	S	RIVERA LC COM & TECH	H ENGLISH 10A	1
7	S	RIVERA LC COM & TECH	H ENGLISH 9A	1
7	S	RIVERA LC COM & TECH	H PRECALC A	1
7	S	RIVERA LC COM & TECH	H WHG: MOD WLD A	1
7	S	RIVERA LC COM & TECH	INT DATA SCI A	3
7	S	RIVERA LC COM & TECH	INTR BIOTECH A	3

***Count of Sufficiency means:** Each class (elementary schools) or section (secondary schools) has verified sufficiency per subject matter.

Board District	Region	School Name	Class/Section Name	*Count of Number of classes/sections verifying sufficiency
7	S	RIVERA LC COM & TECH	INTRO PSYCH	2
7	S	RIVERA LC COM & TECH	INTRO TO ETHNIC STUDIES	2
7	S	RIVERA LC COM & TECH	JOURNALISM 1A	1
7	S	RIVERA LC COM & TECH	JOURNALISM 2A	1
7	S	RIVERA LC COM & TECH	L & L EL SH 2A	1
7	S	RIVERA LC COM & TECH	L & L EL SH A	1
7	S	RIVERA LC COM & TECH	MEX AM LIT	3
7	S	RIVERA LC COM & TECH	MEX AM STU	2
7	S	RIVERA LC COM & TECH	NANO TECH A	2
7	S	RIVERA LC COM & TECH	PRIN AM DEMOCR	3
7	S	RIVERA LC COM & TECH	SPAN SP 1A	3
7	S	RIVERA LC COM & TECH	SPANISH 1A	1
7	S	RIVERA LC COM & TECH	SPANISH 2A	1
7	S	RIVERA LC COM & TECH	US HIST 20TH A	4
7	S	RIVERA LC COM & TECH	WHG: MOD WLD A	4
7	S	RIVERA LC COM & TECH	WRIT SEMINAR A	3
7	S	RIVERA LC GD STEAM AC	ACADEMIC ELD 3A	1
7	S	RIVERA LC GD STEAM AC	ACADEMIC ELD 4A	1
7	S	RIVERA LC GD STEAM AC	ADV ELD SH 2A	2
7	S	RIVERA LC GD STEAM AC	ADV ELD SH A	2
7	S	RIVERA LC GD STEAM AC	AP CALCULUS A	1
7	S	RIVERA LC GD STEAM AC	AP ENG LANG A	1
7	S	RIVERA LC GD STEAM AC	AP ENG LIT A	1
7	S	RIVERA LC GD STEAM AC	AP ENV SCI A	1
7	S	RIVERA LC GD STEAM AC	AP GOVT & POL	1
7	S	RIVERA LC GD STEAM AC	AP PHYSICS 1A	1
7	S	RIVERA LC GD STEAM AC	AP SPAN LIT A	1

***Count of Sufficiency means:** Each class (elementary schools) or section (secondary schools) has verified sufficiency per subject matter.

Board District	Region	School Name	Class/Section Name	*Count of Number of classes/sections verifying sufficiency
7	S	RIVERA LC GD STEAM AC	AP STATISTICS A	1
7	S	RIVERA LC GD STEAM AC	AP US HIST A	1
7	S	RIVERA LC GD STEAM AC	AP WLD HIST A	1
7	S	RIVERA LC GD STEAM AC	BIO:LIVING EARTH A EDGP	1
7	S	RIVERA LC GD STEAM AC	BIO:LIVING EARTH B EDGP	1
7	S	RIVERA LC GD STEAM AC	BIOLOGY:LIVING EARTH A	4
7	S	RIVERA LC GD STEAM AC	CC ALGEBRA 1	4
7	S	RIVERA LC GD STEAM AC	CC ALGEBRA 2A	3
7	S	RIVERA LC GD STEAM AC	CC ENG 10A EDGP	1
7	S	RIVERA LC GD STEAM AC	CC ENG 10B EDGP	1
7	S	RIVERA LC GD STEAM AC	CC ENG 9A EDGP	1
7	S	RIVERA LC GD STEAM AC	CC ENG 9B EDGP	1
7	S	RIVERA LC GD STEAM AC	CC GEOM B EDGP	1
7	S	RIVERA LC GD STEAM AC	CC GEOMETRY A	4
7	S	RIVERA LC GD STEAM AC	CC MATH BRDG	1
7	S	RIVERA LC GD STEAM AC	CC YL ALGEBRA 1 EDGP	1
7	S	RIVERA LC GD STEAM AC	CHEM IN EAR SYS B EDGP	1
7	S	RIVERA LC GD STEAM AC	CHEMISTRY:EARTH SYS A	4
7	S	RIVERA LC GD STEAM AC	DEV MATH SH A	3
7	S	RIVERA LC GD STEAM AC	ELD 2A	2
7	S	RIVERA LC GD STEAM AC	ENGLISH 10A	3
7	S	RIVERA LC GD STEAM AC	ENGLISH 9A	4
7	S	RIVERA LC GD STEAM AC	ERWC A	3
7	S	RIVERA LC GD STEAM AC	FINANCIAL ALGEBRA 2A	1
7	S	RIVERA LC GD STEAM AC	H ADV MATH A	1
7	S	RIVERA LC GD STEAM AC	H BIOLOGY:LIVING EARTH A	1
7	S	RIVERA LC GD STEAM AC	H CC ALGEBRA 1	1

***Count of Sufficiency means:** Each class (elementary schools) or section (secondary schools) has verified sufficiency per subject matter.

Board District	Region	School Name	Class/Section Name	*Count of Number of classes/sections verifying sufficiency
7	S	RIVERA LC GD STEAM AC	H CC GEOMETRY A	1
7	S	RIVERA LC GD STEAM AC	H CHEMISTRY:EARTH SYS A	1
7	S	RIVERA LC GD STEAM AC	H ENGLISH 10A	1
7	S	RIVERA LC GD STEAM AC	H ENGLISH 9A	1
7	S	RIVERA LC GD STEAM AC	H PHYSICS:THE UNIVERSE A	1
7	S	RIVERA LC GD STEAM AC	INTRO TO ETHNIC STUDIES	5
7	S	RIVERA LC GD STEAM AC	L & L EL SH 2A	2
7	S	RIVERA LC GD STEAM AC	L & L EL SH A	2
7	S	RIVERA LC GD STEAM AC	MATH NON EQUIV COL	1
7	S	RIVERA LC GD STEAM AC	PHYSICS:THE UNIVERSE A	3
7	S	RIVERA LC GD STEAM AC	PRIN AM DEMOCR	3
7	S	RIVERA LC GD STEAM AC	SPAN SP 1A	2
7	S	RIVERA LC GD STEAM AC	SPAN SP 2A	2
7	S	RIVERA LC GD STEAM AC	SPANISH 1A	1
7	S	RIVERA LC GD STEAM AC	SPANISH 2A	2
7	S	RIVERA LC GD STEAM AC	SPANISH 2B EDGL	2
7	S	RIVERA LC GD STEAM AC	STAT & PROB A	1
7	S	RIVERA LC GD STEAM AC	US HIST 20TH A	4
7	S	RIVERA LC GD STEAM AC	WHG M A EDGP	1
7	S	RIVERA LC GD STEAM AC	WHG M B EDGP	1
7	S	RIVERA LC GD STEAM AC	WHG: MOD WLD A	3
7	S	RIVERA LC PERF ARTS	ACADEMIC ELD 3A	1
7	S	RIVERA LC PERF ARTS	ACADEMIC ELD 4A	1
7	S	RIVERA LC PERF ARTS	ADV ELD SH 2A	2
7	S	RIVERA LC PERF ARTS	ADV ELD SH A	2
7	S	RIVERA LC PERF ARTS	AM LIT COMP	3
7	S	RIVERA LC PERF ARTS	AP CALCULUS A	1

***Count of Sufficiency means:** Each class (elementary schools) or section (secondary schools) has verified sufficiency per subject matter.

Board District	Region	School Name	Class/Section Name	*Count of Number of classes/sections verifying sufficiency
7	S	RIVERA LC PERF ARTS	AP ENG LANG A	1
7	S	RIVERA LC PERF ARTS	AP ENG LIT A	1
7	S	RIVERA LC PERF ARTS	AP GOVT & POL	1
7	S	RIVERA LC PERF ARTS	AP SPAN LNG A	1
7	S	RIVERA LC PERF ARTS	AP ST ART 2D A	1
7	S	RIVERA LC PERF ARTS	AP US HIST A	1
7	S	RIVERA LC PERF ARTS	BIOLOGY:LIVING EARTH A	5
7	S	RIVERA LC PERF ARTS	CC ALG 1 TUT LAB A	1
7	S	RIVERA LC PERF ARTS	CC ALG 2 TUT LAB A	1
7	S	RIVERA LC PERF ARTS	CC ALGEBRA 1	6
7	S	RIVERA LC PERF ARTS	CC ALGEBRA 2A	5
7	S	RIVERA LC PERF ARTS	CC ENG 10A EDGP	1
7	S	RIVERA LC PERF ARTS	CC ENG 10B EDGP	1
7	S	RIVERA LC PERF ARTS	CC ENG 11B EDGP	1
7	S	RIVERA LC PERF ARTS	CC ENG 9A EDGP	1
7	S	RIVERA LC PERF ARTS	CC ENG 9B EDGP	1
7	S	RIVERA LC PERF ARTS	CC GEOM TUT LAB A	1
7	S	RIVERA LC PERF ARTS	CC GEOMETRY A	6
7	S	RIVERA LC PERF ARTS	CHEMISTRY:EARTH SYS A	5
7	S	RIVERA LC PERF ARTS	DEV MATH SH A	1
7	S	RIVERA LC PERF ARTS	ELD 1A	2
7	S	RIVERA LC PERF ARTS	ELD 2A	2
7	S	RIVERA LC PERF ARTS	ENGLISH 10A	5
7	S	RIVERA LC PERF ARTS	ENGLISH 9A	5
7	S	RIVERA LC PERF ARTS	ERWC A	2
7	S	RIVERA LC PERF ARTS	H BIOLOGY:LIVING EARTH A	1
7	S	RIVERA LC PERF ARTS	H ENGLISH 10A	1

***Count of Sufficiency means:** Each class (elementary schools) or section (secondary schools) has verified sufficiency per subject matter.

Board District	Region	School Name	Class/Section Name	*Count of Number of classes/sections verifying sufficiency
7	S	RIVERA LC PERF ARTS	H ENGLISH 9A	1
7	S	RIVERA LC PERF ARTS	H WHG: MOD WLD A	1
7	S	RIVERA LC PERF ARTS	INTRO TO ETHNIC STUDIES	5
7	S	RIVERA LC PERF ARTS	L & L EL SH 2A	1
7	S	RIVERA LC PERF ARTS	L & L EL SH A	1
7	S	RIVERA LC PERF ARTS	PHYSICS:THE UNIVERSE A	1
7	S	RIVERA LC PERF ARTS	PRECALC A	1
7	S	RIVERA LC PERF ARTS	PRIN AM DEMOCR	2
7	S	RIVERA LC PERF ARTS	SPAN SP 1A	3
7	S	RIVERA LC PERF ARTS	SPAN SP 2A	2
7	S	RIVERA LC PERF ARTS	SPANISH 1A	3
7	S	RIVERA LC PERF ARTS	SPANISH 2A	2
7	S	RIVERA LC PERF ARTS	SPANISH 3A	1
7	S	RIVERA LC PERF ARTS	SPEECH A	2
7	S	RIVERA LC PERF ARTS	TC MATH STAT A	2
7	S	RIVERA LC PERF ARTS	US HIST 20TH A	3
7	S	RIVERA LC PERF ARTS	WHG: MOD WLD A	5
7	S	RIVERA LC PUB SRV	ACADEMIC ELD 3A	1
7	S	RIVERA LC PUB SRV	ACADEMIC ELD 4A	1
7	S	RIVERA LC PUB SRV	ADV ELD SH 2A	2
7	S	RIVERA LC PUB SRV	ADV ELD SH A	2
7	S	RIVERA LC PUB SRV	AM LIT COMP	5
7	S	RIVERA LC PUB SRV	AP CALCULUS A	1
7	S	RIVERA LC PUB SRV	AP ENG LANG A	1
7	S	RIVERA LC PUB SRV	AP ENG LIT A	1
7	S	RIVERA LC PUB SRV	AP SPAN LNG A	1
7	S	RIVERA LC PUB SRV	AP ST ART 2D A	1

***Count of Sufficiency means:** Each class (elementary schools) or section (secondary schools) has verified sufficiency per subject matter.

Board District	Region	School Name	Class/Section Name	*Count of Number of classes/sections verifying sufficiency
7	S	RIVERA LC PUB SRV	AP ST ART DR A	1
7	S	RIVERA LC PUB SRV	AP STATISTICS A	1
7	S	RIVERA LC PUB SRV	AP US HIST A	1
7	S	RIVERA LC PUB SRV	AP WLD HIST A	1
7	S	RIVERA LC PUB SRV	B READ SH A	4
7	S	RIVERA LC PUB SRV	BIOLOGY:LIVING EARTH A	3
7	S	RIVERA LC PUB SRV	CC ALGEBRA 1	4
7	S	RIVERA LC PUB SRV	CC ALGEBRA 2A	4
7	S	RIVERA LC PUB SRV	CC ALGEBRA 2B	1
7	S	RIVERA LC PUB SRV	CC GEOMETRY A	4
7	S	RIVERA LC PUB SRV	CC GEOMETRY B	1
7	S	RIVERA LC PUB SRV	CHEMISTRY:EARTH SYS A	4
7	S	RIVERA LC PUB SRV	CREAT WRIT	1
7	S	RIVERA LC PUB SRV	DEV ELS SH A	1
7	S	RIVERA LC PUB SRV	ELD 1A	2
7	S	RIVERA LC PUB SRV	ELD 2A	2
7	S	RIVERA LC PUB SRV	ENGLISH 10A	3
7	S	RIVERA LC PUB SRV	ENGLISH 10B	2
7	S	RIVERA LC PUB SRV	ENGLISH 9A	6
7	S	RIVERA LC PUB SRV	ENGLISH 9B	3
7	S	RIVERA LC PUB SRV	ENV STU A	2
7	S	RIVERA LC PUB SRV	ERWC A	2
7	S	RIVERA LC PUB SRV	GEOG A	1
7	S	RIVERA LC PUB SRV	H BIOLOGY:LIVING EARTH A	1
7	S	RIVERA LC PUB SRV	H CC ALGEBRA 1	1
7	S	RIVERA LC PUB SRV	H CC ALGEBRA 2A	1
7	S	RIVERA LC PUB SRV	H CC GEOMETRY A	2

***Count of Sufficiency means:** Each class (elementary schools) or section (secondary schools) has verified sufficiency per subject matter.

Board District	Region	School Name	Class/Section Name	*Count of Number of classes/sections verifying sufficiency
7	S	RIVERA LC PUB SRV	H CHEMISTRY:EARTH SYS A	2
7	S	RIVERA LC PUB SRV	H ECONOMICS	1
7	S	RIVERA LC PUB SRV	H ENGLISH 10A	2
7	S	RIVERA LC PUB SRV	H ENGLISH 9A	1
7	S	RIVERA LC PUB SRV	H PRECALC A	1
7	S	RIVERA LC PUB SRV	H WHG: MOD WLD A	1
7	S	RIVERA LC PUB SRV	HEALTH SH	4
7	S	RIVERA LC PUB SRV	HUMANITIES A	2
7	S	RIVERA LC PUB SRV	INTRO TO ETHNIC STUDIES	3
7	S	RIVERA LC PUB SRV	JOURNALISM 1A	2
7	S	RIVERA LC PUB SRV	L & L EL SH 2A	2
7	S	RIVERA LC PUB SRV	L & L EL SH A	2
7	S	RIVERA LC PUB SRV	LAT AM STU	1
7	S	RIVERA LC PUB SRV	LIT ANALYSIS	1
7	S	RIVERA LC PUB SRV	PRIN AM DEMOCR	3
7	S	RIVERA LC PUB SRV	SPAN SP 1A	2
7	S	RIVERA LC PUB SRV	SPANISH 1A	1
7	S	RIVERA LC PUB SRV	SPANISH 2A	2
7	S	RIVERA LC PUB SRV	SPEECH A	1
7	S	RIVERA LC PUB SRV	STAT & PROB A	1
7	S	RIVERA LC PUB SRV	STRATGC LIT 1A	1
7	S	RIVERA LC PUB SRV	STRATGC LIT 2A	1
7	S	RIVERA LC PUB SRV	US HIST 20TH A	6
7	S	RIVERA LC PUB SRV	US HIST 20TH B	3
7	S	RIVERA LC PUB SRV	WHG: MOD WLD A	6
7	S	RIVERA LC PUB SRV	WHG: MOD WLD B	3
7	S	RUSSELL EL	Health	40

***Count of Sufficiency means:** Each class (elementary schools) or section (secondary schools) has verified sufficiency per subject matter.

Board District	Region	School Name	Class/Section Name	*Count of Number of classes/sections verifying sufficiency
7	S	RUSSELL EL	History/Social Science	40
7	S	RUSSELL EL	Mathematics	40
7	S	RUSSELL EL	Reading/English Language Arts	40
7	S	RUSSELL EL	Science	40
7	S	RUSSELL EL GIFTED MG	Health	9
7	S	RUSSELL EL GIFTED MG	History/Social Science	9
7	S	RUSSELL EL GIFTED MG	Mathematics	9
7	S	RUSSELL EL GIFTED MG	Reading/English Language Arts	9
7	S	RUSSELL EL GIFTED MG	Science	9
7	S	SAN PEDRO SH	ACADEMIC ELD 3A	1
7	S	SAN PEDRO SH	ACADEMIC ELD 4A	1
7	S	SAN PEDRO SH	ADV COMP	2
7	S	SAN PEDRO SH	ADV ELD SH 2A	2
7	S	SAN PEDRO SH	ADV ELD SH A	2
7	S	SAN PEDRO SH	AFRO-AM LIT	2
7	S	SAN PEDRO SH	AM LIT COMP	11
7	S	SAN PEDRO SH	AP ART HIS A	1
7	S	SAN PEDRO SH	AP BIO A	3
7	S	SAN PEDRO SH	AP CALCULUS A	2
7	S	SAN PEDRO SH	AP CHEMISTRY A	2
7	S	SAN PEDRO SH	AP COMP SCI PRIN A	1
7	S	SAN PEDRO SH	AP ENG LANG A	5
7	S	SAN PEDRO SH	AP ENG LIT A	6
7	S	SAN PEDRO SH	AP ENV SCI A	4
7	S	SAN PEDRO SH	AP GOVT & POL	3
7	S	SAN PEDRO SH	AP HUMAN GEO A	3
7	S	SAN PEDRO SH	AP ITALIAN A	1

***Count of Sufficiency means:** Each class (elementary schools) or section (secondary schools) has verified sufficiency per subject matter.

Board District	Region	School Name	Class/Section Name	*Count of Number of classes/sections verifying sufficiency
7	S	SAN PEDRO SH	AP PHYSICS 1A	2
7	S	SAN PEDRO SH	AP PRE-CALC A	1
7	S	SAN PEDRO SH	AP PSYCHOLOG A	2
7	S	SAN PEDRO SH	AP RESEARCH A	2
7	S	SAN PEDRO SH	AP SEMINAR A	2
7	S	SAN PEDRO SH	AP SPAN LIT A	1
7	S	SAN PEDRO SH	AP SPAN LNG A	3
7	S	SAN PEDRO SH	AP ST ART 2D A	1
7	S	SAN PEDRO SH	AP STATISTICS A	2
7	S	SAN PEDRO SH	AP US HIST A	4
7	S	SAN PEDRO SH	AP WLD HIST A	5
7	S	SAN PEDRO SH	BIO:LIVING EARTH A EDGP	1
7	S	SAN PEDRO SH	BIO:LIVING EARTH B EDGP	1
7	S	SAN PEDRO SH	BIOLOGY:LIVING EARTH A	21
7	S	SAN PEDRO SH	CC ALG 1 TUT LAB A	1
7	S	SAN PEDRO SH	CC ALG 1B EDGP	1
7	S	SAN PEDRO SH	CC ALG 2 TUT LAB A	2
7	S	SAN PEDRO SH	CC ALG 2A EDGP	1
7	S	SAN PEDRO SH	CC ALG 2B EDGP	1
7	S	SAN PEDRO SH	CC ALGEBRA 1	20
7	S	SAN PEDRO SH	CC ALGEBRA 2A	15
7	S	SAN PEDRO SH	CC ENG 10A EDGP	1
7	S	SAN PEDRO SH	CC ENG 10B EDGP	1
7	S	SAN PEDRO SH	CC ENG 11A EDGP	1
7	S	SAN PEDRO SH	CC ENG 11B EDGP	1
7	S	SAN PEDRO SH	CC ENG 9A EDGP	1
7	S	SAN PEDRO SH	CC ENG 9B EDGP	1

***Count of Sufficiency means:** Each class (elementary schools) or section (secondary schools) has verified sufficiency per subject matter.

Board District	Region	School Name	Class/Section Name	*Count of Number of classes/sections verifying sufficiency
7	S	SAN PEDRO SH	CC GEOM A EDGP	1
7	S	SAN PEDRO SH	CC GEOM B EDGP	1
7	S	SAN PEDRO SH	CC GEOM TUT LAB A	2
7	S	SAN PEDRO SH	CC GEOMETRY A	19
7	S	SAN PEDRO SH	CC YL ALGEBRA 1 EDGP	1
7	S	SAN PEDRO SH	CHEM IN EAR SYS A EDGP	1
7	S	SAN PEDRO SH	CHEM IN EAR SYS B EDGP	1
7	S	SAN PEDRO SH	CHEMISTRY:EARTH SYS A	15
7	S	SAN PEDRO SH	CONS MATH A	3
7	S	SAN PEDRO SH	DEV ELS SH A	2
7	S	SAN PEDRO SH	DEV MATH SH A	3
7	S	SAN PEDRO SH	DEV READ HS A	3
7	S	SAN PEDRO SH	ECONOMICS	4
7	S	SAN PEDRO SH	ELD 1A	2
7	S	SAN PEDRO SH	ELD 2A	2
7	S	SAN PEDRO SH	ENGLISH 10A	12
7	S	SAN PEDRO SH	ENGLISH 9A	16
7	S	SAN PEDRO SH	ENGLISH NON EQUIV COL	1
7	S	SAN PEDRO SH	EXPOS COMP	3
7	S	SAN PEDRO SH	H ADV MATH A	2
7	S	SAN PEDRO SH	H ADV COMP	3
7	S	SAN PEDRO SH	H AM LIT COMP	5
7	S	SAN PEDRO SH	H BIOLOGY:LIVING EARTH A	8
7	S	SAN PEDRO SH	H CC ALGEBRA 1	4
7	S	SAN PEDRO SH	H CC ALGEBRA 2A	3
7	S	SAN PEDRO SH	H CC GEOMETRY A	5
7	S	SAN PEDRO SH	H CHEMISTRY:EARTH SYS A	5

***Count of Sufficiency means:** Each class (elementary schools) or section (secondary schools) has verified sufficiency per subject matter.

Board District	Region	School Name	Class/Section Name	*Count of Number of classes/sections verifying sufficiency
7	S	SAN PEDRO SH	H ENGLISH 10A	11
7	S	SAN PEDRO SH	H ENGLISH 9A	10
7	S	SAN PEDRO SH	H INTRO FORENSIC SCI A	1
7	S	SAN PEDRO SH	H ITALIAN 3A	1
7	S	SAN PEDRO SH	H LGBTQIA LIT	1
7	S	SAN PEDRO SH	H MARINE BIO A	2
7	S	SAN PEDRO SH	H PHYSICS:THE UNIVERSE A	2
7	S	SAN PEDRO SH	H PRECALC A	4
7	S	SAN PEDRO SH	H PRIN AM DEMOCR	6
7	S	SAN PEDRO SH	H US HIST 20TH A	4
7	S	SAN PEDRO SH	H WHG: MOD WLD A	3
7	S	SAN PEDRO SH	HEALTH SH	15
7	S	SAN PEDRO SH	INTERACTIONS A	1
7	S	SAN PEDRO SH	INTRO PSYCH	1
7	S	SAN PEDRO SH	ITALIAN 1A	2
7	S	SAN PEDRO SH	ITALIAN 2A	3
7	S	SAN PEDRO SH	JOURNALISM 1A	1
7	S	SAN PEDRO SH	JOURNALISM 2A	1
7	S	SAN PEDRO SH	MARINE BIO A	1
7	S	SAN PEDRO SH	MEX AM STU	2
7	S	SAN PEDRO SH	NANO TECH A	1
7	S	SAN PEDRO SH	PHYSICS:THE UNIVERSE A	4
7	S	SAN PEDRO SH	PRIN AM DEMOCR	9
7	S	SAN PEDRO SH	SCI FI LIT	5
7	S	SAN PEDRO SH	SPAN SP 1A	3
7	S	SAN PEDRO SH	SPAN SP 2A	1
7	S	SAN PEDRO SH	SPANISH 1A	20

***Count of Sufficiency means:** Each class (elementary schools) or section (secondary schools) has verified sufficiency per subject matter.

Board District	Region	School Name	Class/Section Name	*Count of Number of classes/sections verifying sufficiency
7	S	SAN PEDRO SH	SPANISH 1A EDGL	1
7	S	SAN PEDRO SH	SPANISH 1B EDGL	1
7	S	SAN PEDRO SH	SPANISH 2A	15
7	S	SAN PEDRO SH	SPANISH 2A EDGL	1
7	S	SAN PEDRO SH	SPANISH 2B EDGL	1
7	S	SAN PEDRO SH	SPANISH 3A	6
7	S	SAN PEDRO SH	SPEECH A	1
7	S	SAN PEDRO SH	STAT & PROB A	5
7	S	SAN PEDRO SH	STRATGC LIT 1A	2
7	S	SAN PEDRO SH	TC MATH STAT A	2
7	S	SAN PEDRO SH	US HIST 20TH A	12
7	S	SAN PEDRO SH	US HIST A EDGP	1
7	S	SAN PEDRO SH	US HIST B EDGP	1
7	S	SAN PEDRO SH	WHG M A EDGP	1
7	S	SAN PEDRO SH	WHG M B EDGP	1
7	S	SAN PEDRO SH	WHG: MOD WLD A	15
7	S	SOUTH PARK EL	Health	42
7	S	SOUTH PARK EL	History/Social Science	42
7	S	SOUTH PARK EL	Mathematics	42
7	S	SOUTH PARK EL	Reading/English Language Arts	42
7	S	SOUTH PARK EL	Science	42
7	S	SOUTH PARK EL DTS	Health	6
7	S	SOUTH PARK EL DTS	History/Social Science	6
7	S	SOUTH PARK EL DTS	Mathematics	6
7	S	SOUTH PARK EL DTS	Reading/English Language Arts	6
7	S	SOUTH PARK EL DTS	Science	6
7	S	SOUTH SHORES EL PA MG	Health	18

***Count of Sufficiency means:** Each class (elementary schools) or section (secondary schools) has verified sufficiency per subject matter.

Board District	Region	School Name	Class/Section Name	*Count of Number of classes/sections verifying sufficiency
7	S	SOUTH SHORES EL PA MG	History/Social Science	18
7	S	SOUTH SHORES EL PA MG	Mathematics	18
7	S	SOUTH SHORES EL PA MG	Reading/English Language Arts	18
7	S	SOUTH SHORES EL PA MG	Science	18
7	S	TAPER AV EL STEAM MAG	Health	11
7	S	TAPER AV EL STEAM MAG	History/Social Science	11
7	S	TAPER AV EL STEAM MAG	Mathematics	11
7	S	TAPER AV EL STEAM MAG	Reading/English Language Arts	11
7	S	TAPER AV EL STEAM MAG	Science	11
7	S	TAPER AVE EL	Health	24
7	S	TAPER AVE EL	History/Social Science	24
7	S	TAPER AVE EL	Mathematics	24
7	S	TAPER AVE EL	Reading/English Language Arts	24
7	S	TAPER AVE EL	Science	24
7	S	TOWNE AVE EL	Health	13
7	S	TOWNE AVE EL	History/Social Science	13
7	S	TOWNE AVE EL	Mathematics	13
7	S	TOWNE AVE EL	Reading/English Language Arts	13
7	S	TOWNE AVE EL	Science	13
7	S	VA ARTS & ENTMT	AM LIT COMP	6
7	S	VA ARTS & ENTMT	AM SIGN LNG 1A	1
7	S	VA ARTS & ENTMT	AP ART HIS A	3
7	S	VA ARTS & ENTMT	AP BIO A	2
7	S	VA ARTS & ENTMT	AP ENG LANG A	1
7	S	VA ARTS & ENTMT	AP ENG LIT A	1
7	S	VA ARTS & ENTMT	AP ENV SCI A	1
7	S	VA ARTS & ENTMT	AP GOVT & POL	1

***Count of Sufficiency means:** Each class (elementary schools) or section (secondary schools) has verified sufficiency per subject matter.

Board District	Region	School Name	Class/Section Name	*Count of Number of classes/sections verifying sufficiency
7	S	VA ARTS & ENTMT	AP PSYCHOLOG A	1
7	S	VA ARTS & ENTMT	AP US HIST A	1
7	S	VA ARTS & ENTMT	BIOLOGY:LIVING EARTH A	11
7	S	VA ARTS & ENTMT	CC ALGEBRA 1	6
7	S	VA ARTS & ENTMT	CC ALGEBRA 2A	11
7	S	VA ARTS & ENTMT	CC GEOMETRY A	12
7	S	VA ARTS & ENTMT	CC GEOMETRY B	1
7	S	VA ARTS & ENTMT	CC MATH 6A	4
7	S	VA ARTS & ENTMT	CC MATH 7A	4
7	S	VA ARTS & ENTMT	CC MATH 8A	4
7	S	VA ARTS & ENTMT	CHEMISTRY:EARTH SYS A	13
7	S	VA ARTS & ENTMT	CONS MATH A	3
7	S	VA ARTS & ENTMT	ELD 10A	2
7	S	VA ARTS & ENTMT	ELD 11A	2
7	S	VA ARTS & ENTMT	ELD 12A	4
7	S	VA ARTS & ENTMT	ELD 6A	2
7	S	VA ARTS & ENTMT	ELD 7A	2
7	S	VA ARTS & ENTMT	ELD 8A	3
7	S	VA ARTS & ENTMT	ELD 9A	2
7	S	VA ARTS & ENTMT	ENG ALT CUR 6A	1
7	S	VA ARTS & ENTMT	ENG ALT CUR 7A	2
7	S	VA ARTS & ENTMT	ENG ALT CUR 8A	1
7	S	VA ARTS & ENTMT	ENGLISH 10A	7
7	S	VA ARTS & ENTMT	ENGLISH 6A	4
7	S	VA ARTS & ENTMT	ENGLISH 7A	4
7	S	VA ARTS & ENTMT	ENGLISH 8A	4
7	S	VA ARTS & ENTMT	ENGLISH 9A	10

***Count of Sufficiency means:** Each class (elementary schools) or section (secondary schools) has verified sufficiency per subject matter.

Board District	Region	School Name	Class/Section Name	*Count of Number of classes/sections verifying sufficiency
7	S	VA ARTS & ENTMT	ERWC A	4
7	S	VA ARTS & ENTMT	FRENCH 1A	2
7	S	VA ARTS & ENTMT	H ACC CC MATH 7A	1
7	S	VA ARTS & ENTMT	H AM LIT COMP	1
7	S	VA ARTS & ENTMT	H BIOLOGY:LIVING EARTH A	1
7	S	VA ARTS & ENTMT	H CC ALGEBRA 1	1
7	S	VA ARTS & ENTMT	H CC GEOMETRY A	1
7	S	VA ARTS & ENTMT	H CHEMISTRY:EARTH SYS A	1
7	S	VA ARTS & ENTMT	H ENGLISH 10A	1
7	S	VA ARTS & ENTMT	H ENGLISH 6A	1
7	S	VA ARTS & ENTMT	H ENGLISH 7A	1
7	S	VA ARTS & ENTMT	H ENGLISH 8A	1
7	S	VA ARTS & ENTMT	H ENGLISH 9A	1
7	S	VA ARTS & ENTMT	H INTEG SCIENCE 7	1
7	S	VA ARTS & ENTMT	H INTEG SCIENCE 8A	1
7	S	VA ARTS & ENTMT	H INTEGR SCIENCE 6A	1
7	S	VA ARTS & ENTMT	H PHYSICS:THE UNIVERSE A	1
7	S	VA ARTS & ENTMT	H PHYSIOLOGY A	1
7	S	VA ARTS & ENTMT	H US HIST G&C A	1
7	S	VA ARTS & ENTMT	H WHG: MED/MOD A	1
7	S	VA ARTS & ENTMT	H WHG: MOD WLD A	1
7	S	VA ARTS & ENTMT	Health	22
7	S	VA ARTS & ENTMT	HEALTH SH	22
7	S	VA ARTS & ENTMT	History/Social Science	22
7	S	VA ARTS & ENTMT	INTEG SCIENCE 7	4
7	S	VA ARTS & ENTMT	INTEGR SCIENCE 6A	4
7	S	VA ARTS & ENTMT	INTEGR SCIENCE 8A	3

***Count of Sufficiency means:** Each class (elementary schools) or section (secondary schools) has verified sufficiency per subject matter.

Board District	Region	School Name	Class/Section Name	*Count of Number of classes/sections verifying sufficiency
7	S	VA ARTS & ENTMT	INTEGR SCIENCE 8B	1
7	S	VA ARTS & ENTMT	INTRO PSYCH	7
7	S	VA ARTS & ENTMT	INTRO SPANISH	3
7	S	VA ARTS & ENTMT	JOURNALISM 1A	5
7	S	VA ARTS & ENTMT	MAND 1A	2
7	S	VA ARTS & ENTMT	MARINE SCI A	3
7	S	VA ARTS & ENTMT	Mathematics	22
7	S	VA ARTS & ENTMT	MS EXPLORG MUS A FP	4
7	S	VA ARTS & ENTMT	PHYSICS:THE UNIVERSE A	6
7	S	VA ARTS & ENTMT	PHYSIOLOGY A	7
7	S	VA ARTS & ENTMT	PRECALC A	2
7	S	VA ARTS & ENTMT	PRIN AM DEMOCR	5
7	S	VA ARTS & ENTMT	Reading/English Language Arts	22
7	S	VA ARTS & ENTMT	SCI/HLT AC 6A	1
7	S	VA ARTS & ENTMT	SCI/HLT AC 7	2
7	S	VA ARTS & ENTMT	Science	22
7	S	VA ARTS & ENTMT	SPANISH 1A	12
7	S	VA ARTS & ENTMT	SPANISH 2A	12
7	S	VA ARTS & ENTMT	SPANISH 3A	8
7	S	VA ARTS & ENTMT	STAT & PROB A	2
7	S	VA ARTS & ENTMT	US HIST 20TH A	6
7	S	VA ARTS & ENTMT	US HIST G&C A	4
7	S	VA ARTS & ENTMT	WHG: ANC CIV A	4
7	S	VA ARTS & ENTMT	WHG: MED/MOD A	4
7	S	VA ARTS & ENTMT	WHG: MOD WLD A	10
7	S	VA ARTS & ENTMT	WLD OF MUSIC	2
7	S	VAN DEENE AVE EL	Health	15

***Count of Sufficiency means:** Each class (elementary schools) or section (secondary schools) has verified sufficiency per subject matter.

Board District	Region	School Name	Class/Section Name	*Count of Number of classes/sections verifying sufficiency
7	S	VAN DEENE AVE EL	History/Social Science	15
7	S	VAN DEENE AVE EL	Mathematics	15
7	S	VAN DEENE AVE EL	Reading/English Language Arts	15
7	S	VAN DEENE AVE EL	Science	15
7	S	VLADOVIC HARBOR TPA	AP BIO A	1
7	S	VLADOVIC HARBOR TPA	AP CALCULUS A	1
7	S	VLADOVIC HARBOR TPA	AP COMP SCI PRIN A	2
7	S	VLADOVIC HARBOR TPA	AP ENG LANG A	4
7	S	VLADOVIC HARBOR TPA	AP ENG LIT A	3
7	S	VLADOVIC HARBOR TPA	AP ENV SCI A	2
7	S	VLADOVIC HARBOR TPA	AP EUR HIS A	1
7	S	VLADOVIC HARBOR TPA	AP PSYCHOLOG A	1
7	S	VLADOVIC HARBOR TPA	AP SPAN LNG A	1
7	S	VLADOVIC HARBOR TPA	AP STATISTICS A	1
7	S	VLADOVIC HARBOR TPA	AP US HIST A	1
7	S	VLADOVIC HARBOR TPA	ENGLISH NON EQUIV COL	1
7	S	VLADOVIC HARBOR TPA	H ADV COMP	1
7	S	VLADOVIC HARBOR TPA	H BIOLOGY:LIVING EARTH A	4
7	S	VLADOVIC HARBOR TPA	H CC ALGEBRA 1	1
7	S	VLADOVIC HARBOR TPA	H CC ALGEBRA 2A	4
7	S	VLADOVIC HARBOR TPA	H CC GEOMETRY A	5
7	S	VLADOVIC HARBOR TPA	H CHEMISTRY:EARTH SYS A	4
7	S	VLADOVIC HARBOR TPA	H ECONOMICS	3
7	S	VLADOVIC HARBOR TPA	H ENGLISH 10A	4
7	S	VLADOVIC HARBOR TPA	H ENGLISH 9A	4
7	S	VLADOVIC HARBOR TPA	H PRECALC A	4
7	S	VLADOVIC HARBOR TPA	H US HIST 20TH A	3

***Count of Sufficiency means:** Each class (elementary schools) or section (secondary schools) has verified sufficiency per subject matter.

Board District	Region	School Name	Class/Section Name	*Count of Number of classes/sections verifying sufficiency
7	S	VLADOVIC HARBOR TPA	H WHG: MOD WLD A	4
7	S	VLADOVIC HARBOR TPA	PHYSICS:THE UNIVERSE A	1
7	S	VLADOVIC HARBOR TPA	PHYSICS:THE UNIVERSE B	1
7	S	VLADOVIC HARBOR TPA	SPAN SP 2A	2
7	S	VLADOVIC HARBOR TPA	SPANISH 1A	2
7	S	WEIGAND AVE EL	Health	14
7	S	WEIGAND AVE EL	History/Social Science	14
7	S	WEIGAND AVE EL	Mathematics	14
7	S	WEIGAND AVE EL	Reading/English Language Arts	14
7	S	WEIGAND AVE EL	Science	14
7	S	WHITE MS	ADV ELD MS 1A	2
7	S	WHITE MS	ADV ELD MS 2A	2
7	S	WHITE MS	B READ MS A	9
7	S	WHITE MS	CC MATH 6 TUT LAB A	16
7	S	WHITE MS	CC MATH 6A	19
7	S	WHITE MS	CC MATH 7 TUT LAB A	5
7	S	WHITE MS	CC MATH 7A	14
7	S	WHITE MS	CC MATH 8 TUT LAB A	6
7	S	WHITE MS	CC MATH 8A	15
7	S	WHITE MS	DEV MATH MS A	2
7	S	WHITE MS	DEV READ MS A	2
7	S	WHITE MS	ELD 1A	2
7	S	WHITE MS	ELD 2A	2
7	S	WHITE MS	ELD MS 3A	1
7	S	WHITE MS	ELD MS 4A	1
7	S	WHITE MS	ENERGY & ENVIRONMENT	1
7	S	WHITE MS	ENG ALT CUR 6A	3

***Count of Sufficiency means:** Each class (elementary schools) or section (secondary schools) has verified sufficiency per subject matter.

Board District	Region	School Name	Class/Section Name	*Count of Number of classes/sections verifying sufficiency
7	S	WHITE MS	ENG ALT CUR 7A	4
7	S	WHITE MS	ENG ALT CUR 8A	4
7	S	WHITE MS	ENGLISH 6A	16
7	S	WHITE MS	ENGLISH 7A	14
7	S	WHITE MS	ENGLISH 8A	15
7	S	WHITE MS	ENV STUDIES MS	2
7	S	WHITE MS	ETHN STUDIES-IDTY&CMTY	2
7	S	WHITE MS	EXPL BIOTECH:LAB SKLS MS	1
7	S	WHITE MS	EXPLORATN SCI	1
7	S	WHITE MS	FORENSIC SC MS	5
7	S	WHITE MS	GEOGRAPHY FOR MS A	3
7	S	WHITE MS	H ACC CC ALG 1A	4
7	S	WHITE MS	H ACC CC MATH 7A	4
7	S	WHITE MS	H ENGLISH 6A	4
7	S	WHITE MS	H ENGLISH 7A	4
7	S	WHITE MS	H ENGLISH 8A	4
7	S	WHITE MS	H INTEG SCIENCE 8A	4
7	S	WHITE MS	H INTEGR SCIENCE 6A	4
7	S	WHITE MS	H US HIST G&C A	4
7	S	WHITE MS	H WHG: ANC CIV A	4
7	S	WHITE MS	H WHG: MED/MOD A	4
7	S	WHITE MS	HEALTH JH	16
7	S	WHITE MS	INTEG SCIENCE 7	2
7	S	WHITE MS	INTEGR SCIENCE 6A	15
7	S	WHITE MS	INTEGR SCIENCE 8A	16
7	S	WHITE MS	INTRO SPANISH	2
7	S	WHITE MS	JOURNALS MS A	1

***Count of Sufficiency means:** Each class (elementary schools) or section (secondary schools) has verified sufficiency per subject matter.

Board District	Region	School Name	Class/Section Name	*Count of Number of classes/sections verifying sufficiency
7	S	WHITE MS	L & L EL MS 1A	1
7	S	WHITE MS	L & L EL MS 2A	1
7	S	WHITE MS	LIT SUCCESS 1A	2
7	S	WHITE MS	LIT SUCCESS 2A	3
7	S	WHITE MS	SCI/HLT AC 6A	3
7	S	WHITE MS	SCI/HLT AC 7	4
7	S	WHITE MS	SP LANG/CUL INTERM SP A	1
7	S	WHITE MS	SPAN SP 2A	1
7	S	WHITE MS	SPANISH 1A	1
7	S	WHITE MS	SPEECH MS A	16
7	S	WHITE MS	US HIST G&C A	16
7	S	WHITE MS	WHG: ANC CIV A	14
7	S	WHITE MS	WHG: ANC CIV B	2
7	S	WHITE MS	WHG: MED/MOD A	14
7	S	WHITE MS	WLD LANG CLT	1
7	S	WHITE POINT EL	Health	21
7	S	WHITE POINT EL	History/Social Science	21
7	S	WHITE POINT EL	Mathematics	21
7	S	WHITE POINT EL	Reading/English Language Arts	21
7	S	WHITE POINT EL	Science	21
7	S	WILMINGTON PARK EL	Health	29
7	S	WILMINGTON PARK EL	History/Social Science	29
7	S	WILMINGTON PARK EL	Mathematics	29
7	S	WILMINGTON PARK EL	Reading/English Language Arts	29
7	S	WILMINGTON PARK EL	Science	29
7	S	WILMINGTON STEAM MAG	ACAD LIT MS 6A	16
7	S	WILMINGTON STEAM MAG	ACAD LIT MS 7A	17

***Count of Sufficiency means:** Each class (elementary schools) or section (secondary schools) has verified sufficiency per subject matter.

Board District	Region	School Name	Class/Section Name	*Count of Number of classes/sections verifying sufficiency
7	S	WILMINGTON STEAM MAG	ACAD LIT MS 8A	18
7	S	WILMINGTON STEAM MAG	CC MATH 6 TUT LAB A	16
7	S	WILMINGTON STEAM MAG	CC MATH 6A	17
7	S	WILMINGTON STEAM MAG	CC MATH 7 TUT LAB A	16
7	S	WILMINGTON STEAM MAG	CC MATH 7A	14
7	S	WILMINGTON STEAM MAG	CC MATH 8 TUT LAB A	19
7	S	WILMINGTON STEAM MAG	CC MATH 8A	16
7	S	WILMINGTON STEAM MAG	CREAT EXP MS A	2
7	S	WILMINGTON STEAM MAG	DEV ELS MS A	2
7	S	WILMINGTON STEAM MAG	DEV MATH MS A	5
7	S	WILMINGTON STEAM MAG	DEV READ MS A	4
7	S	WILMINGTON STEAM MAG	ELD 6A	4
7	S	WILMINGTON STEAM MAG	ELD 7A	2
7	S	WILMINGTON STEAM MAG	ELD 8A	2
7	S	WILMINGTON STEAM MAG	ENG ALT CUR 6A	2
7	S	WILMINGTON STEAM MAG	ENG ALT CUR 7A	1
7	S	WILMINGTON STEAM MAG	ENG ALT CUR 8A	2
7	S	WILMINGTON STEAM MAG	ENGLISH 6A	16
7	S	WILMINGTON STEAM MAG	ENGLISH 7A	18
7	S	WILMINGTON STEAM MAG	ENGLISH 8A	18
7	S	WILMINGTON STEAM MAG	H ACC CC MATH 7A	2
7	S	WILMINGTON STEAM MAG	H ENGLISH 6A	2
7	S	WILMINGTON STEAM MAG	H ENGLISH 7A	2
7	S	WILMINGTON STEAM MAG	H ENGLISH 8A	2
7	S	WILMINGTON STEAM MAG	H HGH ACC CC MATH 8/ALG1A	2
7	S	WILMINGTON STEAM MAG	H INTEG SCIENCE 8A	2
7	S	WILMINGTON STEAM MAG	H INTEGR SCIENCE 6A	2

***Count of Sufficiency means:** Each class (elementary schools) or section (secondary schools) has verified sufficiency per subject matter.

Board District	Region	School Name	Class/Section Name	*Count of Number of classes/sections verifying sufficiency
7	S	WILMINGTON STEAM MAG	H US HIST G&C A	2
7	S	WILMINGTON STEAM MAG	H WHG: ANC CIV A	2
7	S	WILMINGTON STEAM MAG	H WHG: MED/MOD A	2
7	S	WILMINGTON STEAM MAG	HEALTH JH	15
7	S	WILMINGTON STEAM MAG	INTEGR SCIENCE 6A	14
7	S	WILMINGTON STEAM MAG	INTEGR SCIENCE 8A	16
7	S	WILMINGTON STEAM MAG	LIT SUCCESS 1A	3
7	S	WILMINGTON STEAM MAG	LIT SUCCESS 2A	3
7	S	WILMINGTON STEAM MAG	MS INT NEW ELD A	2
7	S	WILMINGTON STEAM MAG	SCI/HLT AC 6A	2
7	S	WILMINGTON STEAM MAG	SCI/HLT AC 7	1
7	S	WILMINGTON STEAM MAG	US HIST G&C A	17
7	S	WILMINGTON STEAM MAG	WHG: ANC CIV A	14
7	S	WILMINGTON STEAM MAG	WHG: MED/MOD A	13
7	S	WISDOM EL	Health	41
7	S	WISDOM EL	History/Social Science	41
7	S	WISDOM EL	Mathematics	41
7	S	WISDOM EL	Reading/English Language Arts	41
7	S	WISDOM EL	Science	41